

THIRTY-FIRST ANNUAL REPORT
of the
DIVISION OF LOCAL FINANCE
1968

*Statements of Financial Condition
of Counties and Municipalities*

NEW JERSEY STATE LIBRARY



NEW JERSEY STATE LIBRARY

Prepared By
STATE OF NEW JERSEY
DEPARTMENT OF COMMUNITY AFFAIRS
DIVISION OF LOCAL FINANCE

Paul N. Ylvisaker
Commissioner

James A. Alloway
Director

County names do not appear on the municipal page title lines. To identify the county read the first two digits of the number in the upper left hand corner of the municipal page, then use that number to look up the name of the county on the list below.

0100	Atlantic	1100	Marion
0200	Bergen	1200	Middlesex
0300	Durham	1300	New York
0400	Camden	1400	Monroe
0500	Cape May	1500	Cecil
0600	Cumberland	1600	Fayette
0700	Essex	1700	Salisbury
0800	Gloucester	1800	Somerset
0900	Hudson	1900	Stafford
1000	Hunterdon	2000	Union
		2100	Warren

THIRTY-FIRST ANNUAL REPORT
of the
DIVISION OF LOCAL FINANCE
1968

Statements of Financial Condition
of Counties and Municipalities



Prepared By
STATE OF NEW JERSEY
DEPARTMENT OF COMMUNITY AFFAIRS
DIVISION OF LOCAL FINANCE

Paul N. Ylvisaker
Commissioner

James A. Alloway
Director

LOCAL FINANCE BOARD

James A. Alloway, Chairman

Lawrence T. Havey

Samuel J. Kronman

Jeremiah F. O'Connor

Dear Reader,

We are pleased to forward the Thirty-First Annual Report of the Division of Local Finance. It was produced by computer consolidation of a data base containing detailed statistical information derived from budgets, other financial documents, and a variety of miscellaneous sources.

We are sorry that a combination of circumstances have made earlier release impossible. We hope that you will be pleased with the appearance and contents of this more comprehensive report, and would appreciate your comments about it.

Work on the 1969 report has already begun. We expect it to be available by early fall.

ERRATA

Please make the following corrections to your copy of this report:

Page 11: Correct vertical scale readings: From 1 to 0; from 2 to 1; from 3 to 2; etc.

Add 1968 data:	County Gross Debt 0.89	Municipal Gross Debt 5.22%	Total Gross Debt 6.12%
	County Net Debt 0.87	Municipal Net Debt 1.52%	Total Net Debt 2.39%

Page 15A: Equalized Valuation Basis should read 43,774,128,957.62.

Page 104: Equalized Valuation Basis should read 389,282,839.

Note 1: We have noted that some totals of similar figures obtained from different sources fail to agree. These figures come from unaudited source documents, and are subject to reporting error in addition to transcription error. Equalized Valuation Basis is such a figure, and we have traced its discrepancy to Bergen and Passaic Counties.

Note 2: The municipal sheets and Table 15 show different 1968 effective tax rates for some municipalities. This is because the state equalization table promulgated by the Director of the Division of Taxation was used to calculate the effective tax rates shown on the municipal sheets, while Table 15 was calculated using the equalization ratio published by the County Board of Taxation on the County Abstracts of Ratables.

Note 3: The Moody Rating is shown with full capitalization only because lower case letters are not available in the computer print character set.

TABLE OF CONTENTS

Composition of Local Finance Board	Reverse of Title Page
Letter of Transmittal	1
Foreword	2
Table: Population Classifications of New Jersey Municipalities and Counties	4
Map of New Jersey	5
DATA ON TAXATION	
Chart: Trend of Local Property Tax Levies in New Jersey	6
Chart: 1968 Distribution of Ratables by Property Class	7
Table 1: Trends in Current and Delinquent Local Property Taxes	8
Table 2: Special District Taxes Levied in 1968	9
DATA ON DEBT	
Table 3: Total Gross and Net Debt of Municipalities and Counties by County	10
Chart: Debt Trends of New Jersey Municipalities and Counties Shown as Per Cent of Equalized Valuation Basis	11
Table 4: Statewide Trends in Statutory Net Capital Debt	12
Table 5: Authority Debt - December 31, 1968	
STATEWIDE FISCAL DATA SUMMARIES	
Chart: Trends in Expenditures and Revenues	14
Table 6: Summary of 1968 Expenditures	15
1968 Summary of County Data	15A
1968 Summary of Municipal Data	15B
Table 7: Summary of Expenditures and Revenues of All Municipalities-1960 to 1968	16
Table 8: Summary of Expenditures and Revenues of All Counties	17
Table 9: Summary of Current Finances of All Municipalities - December 31, 1960 to 1968	18
Table 10: Summary of Current Finances of All Counties - December 31, 1960 to 1968	19
COUNTY DATA	21
Table 11: County Population Ranked by Population	20
County Fiscal Data: The following set is available for each county. The sets are arranged alphabetically by county.	
Chart: Distribution of Ratables by Property Class	
Map of the County	
Fiscal Data for the County Government	
Summary of Fiscal Data for the Municipalities in the County	
MUNICIPAL DATA	106
Table 12: Municipalities Operating Under Optional Form of Government	107
Table 13: 1968 Municipal Populations Ranked by Population	108
Municipal Fiscal Data (Arranged alphabetically by name of municipality)	112
UTILITY DATA	
Table 14: Summary of Utilities	679
EQUALIZED (EFFECTIVE) GENERAL TAX RATES	
Table 15: State Equalized Property Tax Rates	686
GLOSSARY OF TERMS	705



PAUL N. YLVISAKER
COMMISSIONER

STATE OF NEW JERSEY
DEPARTMENT OF COMMUNITY AFFAIRS
363 WEST STATE STREET
TRENTON, N. J. 08625

November, 1969

To the Honorable Richard J. Hughes, Governor of the State of New Jersey, and the Members of the New Jersey State Legislature:

I am pleased to transmit the Thirty-First Annual Report of the Division of Local Finance.

As required by state law, the report includes comparative financial statistics of municipalities and counties throughout the State. The statistics are tabulated to show the cost of government, the costs of principal services, the amount of debt and other pertinent data.

Respectfully submitted,

A handwritten signature in cursive script, reading "Paul N. Ylvisaker".

Paul N. Ylvisaker
Commissioner

FOREWORD

This report is the thirty-first in a series which has been published consecutively since 1938.

This statistical series has been of significant value to the legislature, to various state departments, investors, research groups and students of local finance. Although changes have been made over the years, care has been taken to preserve the comparability of data and to present statistics in convenient form without diminishing the value of these reports as an historical series.

This year we have gone to a computer prepared report. We have modified the previous format to include more information, especially about functions and activities of current interest such as capital expenditures, elections, courts, planning and related functions, taxation and the tax base and environmentally related functions. Because of the flexibility of the new production technique, the individual items reported may be easily changed in future years to highlight functions of current interest or those which are consuming growing proportions of the local budget.

In this year's work it became apparent that it is no longer possible to separate physical planning from planning related to the charismatic environment. This published summary still leaves unreported, except as part of the larger classifications of general government or health services, the special people-oriented functions such as human resources programs, specialized health services, and programs for the aging, youth and others. The data pertaining to these are separable within the data base and over the remainder of the year the Division of Local Finance will be able to analyze these activities and seek a way to isolate them for reporting purposes in future annual reports or special reports.

It is important to note that the fiscal year for all New Jersey local units is the calendar year. All New Jersey local units operate by law on a cash-basis budget. The financial statistics contained in this report come from budgets, financial statements, debt statements and other documents prepared by the chief financial officer of the local unit and from real property tax data filed with the state by the county boards of taxation.


The report does not include data on special districts, public authority expenditures or welfare trust fund expenditures, urban renewal and housing expenditures funded from other than the budgeted revenues, state aid programs for which funds are dedicated, and expenditures on antipoverty programs operated by Community Actions Agencies. Although

public authority and special district finances are not reported, authority debt and special district tax levies reported to the Division of Local Finance are included in special tables.

In addition to the municipal and county data there are a number of special tables comparing revenues, expenditures, tax rates and debt trends over the current decade. One special table shows which units operate under special forms of government. Another special table shows equalized general tax rates for each municipality since 1963. A glossary of terms providing essential information for the proper use of specific data is presented to assist those who may be unfamiliar with municipal finance and its terminology.

The statements of revenues and expenditures show costs of various governmental functions and activities. Although some units are susceptible to further breakdown, uniform expenditure classifications have been used for both municipalities and counties throughout the report. A classification index is included at the end of this report for users who want to know which classification is used for each governmental function designated on a budget. It is in the Glossary of Terms.

This report was prepared by the Bureau of Research and Analysis of the Division of Local Finance headed by Aileen Cavanagh. Francis E. Maimona provided direction based on his long experience in producing statistics for this report. Anthony Celentano wrote the computer programs for structuring the data base and generating the municipal and county data sheets. Arlene Bogdan and David Grimm prepared the input data. Robert Rhodes prepared the maps, did much of the data validation and coordinated the production process. The willing cooperation of other state agencies is recognized with deep appreciation, particularly the Division of Taxation of the Treasury Department for providing input in computer-readable format. Special thanks are also due to Maria Berardo, who patiently typed everything the computer didn't.


James A. Alloway, Director
Division of Local Finance

POPULATION CLASSIFICATIONS OF NEW JERSEY MUNICIPALITIES AND COUNTIES
(BASED UPON THE 1960 OFFICIAL CENSUS)
(R. S. 40:17-2)

Counties

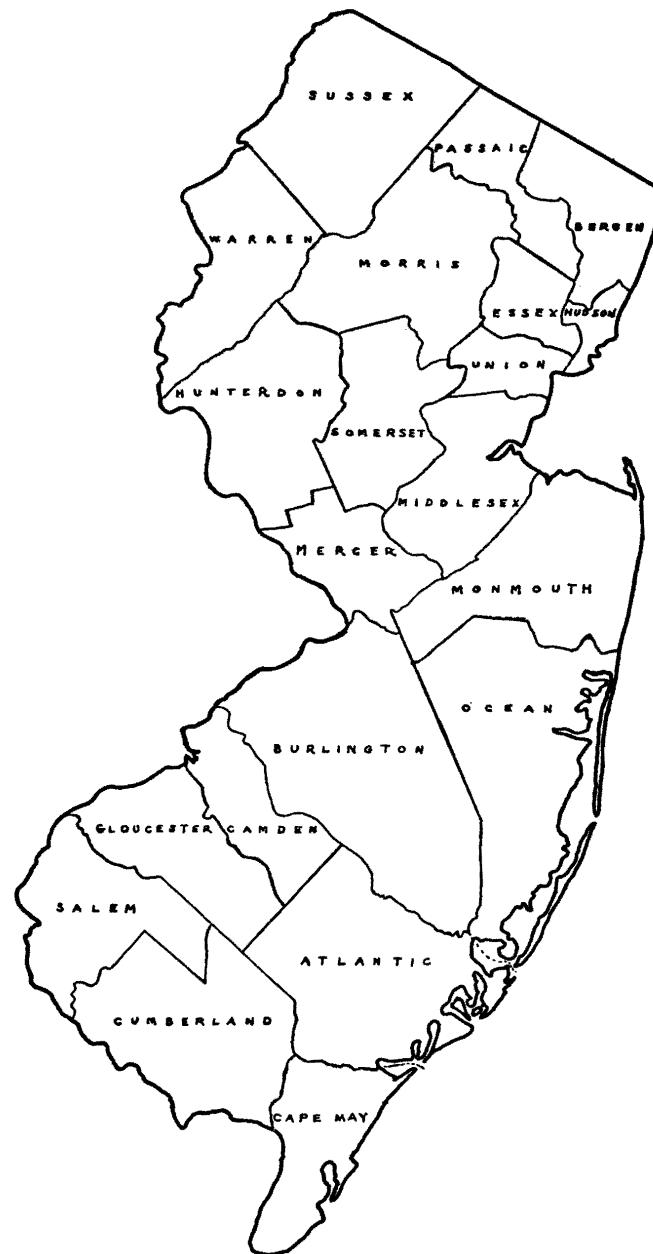
1st Class	Excess of 600,000 = Essex, Hudson, Bergen
2nd Class	200,000-600,000 = Burlington, Morris, Union, Passaic, Camden, Middlesex, Mercer
3rd Class	50,000-200,000=not bordering on Atlantic Ocean = Hunterdon, Salem, Gloucester, Cumberland, Somerset, Warren
4th Class	Less than 50,000=not bordering on Atlantic Ocean = Sussex
5th Class	Bordering on Atlantic Ocean, exceeding 100,000 = Monmouth, Atlantic, Ocean
6th Class	Bordering on Atlantic Ocean, less than 100,000 = Cape May

Cities (R. S. 40:167-2)

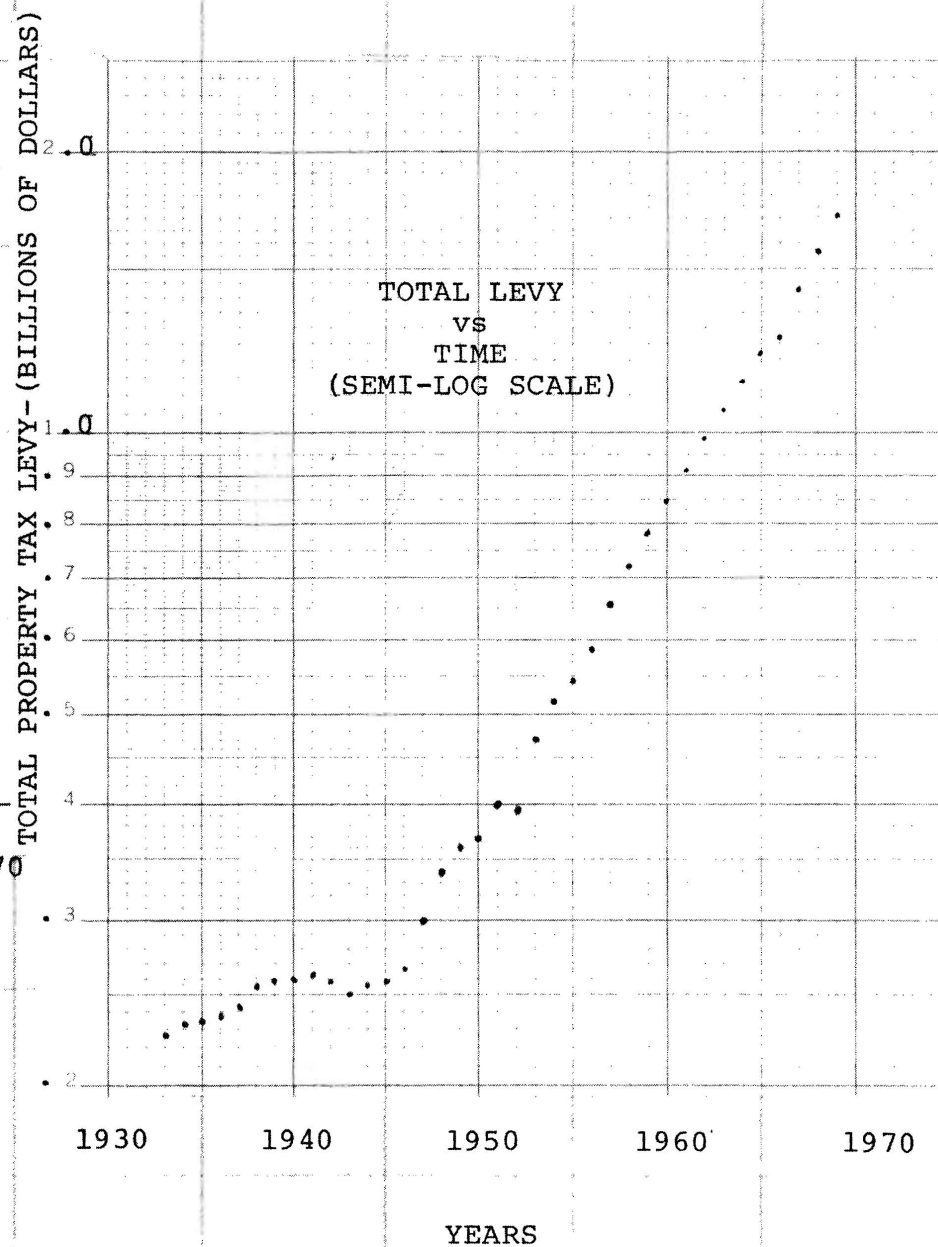
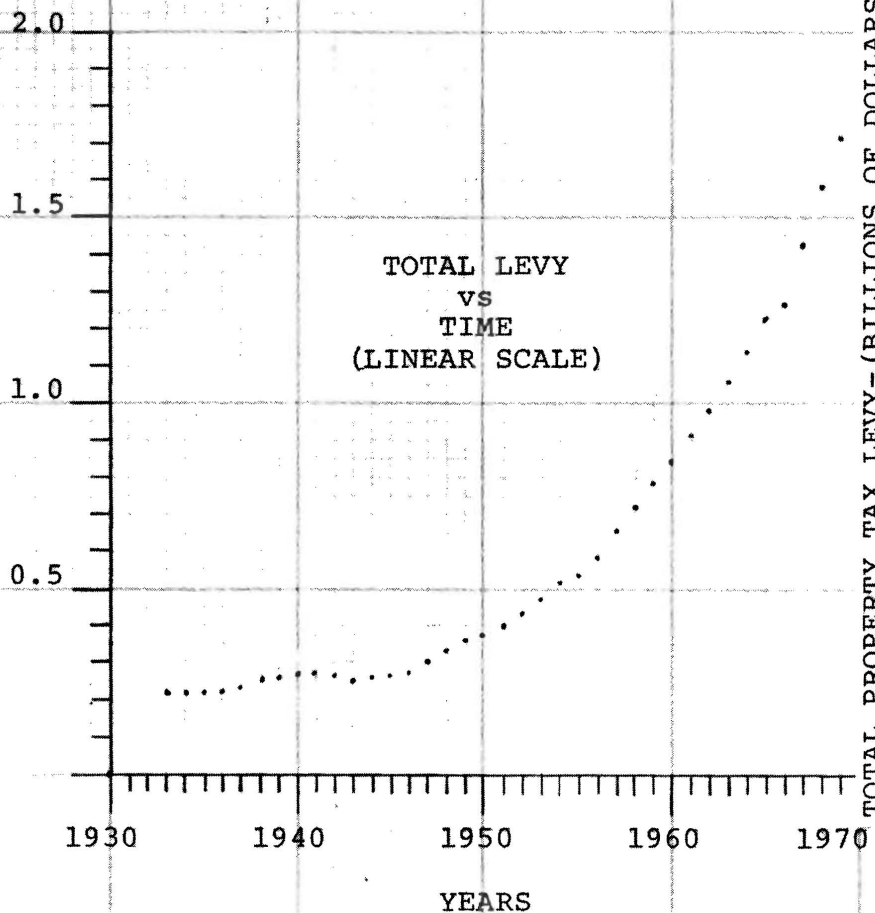
1st Class	Exceeding 150,000 = Newark and Jersey City
2nd Class	12,000-150,000
3rd Class	All those not in 1st or 2nd class, except cities bordering upon Atlantic Ocean which are seaside or summer resorts.
4th Class	All cities bordering upon the Atlantic Ocean which are seaside or summer resorts.

ACCUMULATED TOTALS FOR ALL COUNTIES—1968

Population Census, 1960	6,066,782
Population Census, Est. 1968	7,204,510
Land Area (Sq. Mi.)	7,409.14
Density (Per Sq. Mi.)	959.43
Net Valuation Taxable	\$30,592,367,714.00
Equalized Valuation	\$46,886,277,365.00
Tax Levy (Including Bank Stock Tax) \$	308,514,488.72
Moody's Bond Rating — AAA	



TREND OF LOCAL PROPERTY TAX LEVIES IN NEW JERSEY 1933-1969



The Equation is:

$$\text{Projected Levy} = 1950 \text{ Levy} [1.084^{(\text{Year}-1950)}]$$

STATE OF NEW JERSEY

DISTRIBUTION OF RATABLES

PERCENTAGE DISTRIBUTION OF RATABLES

Vacant	3.9
Residential	63.8
Farm	1.4
Commercial	14.6
Industrial	9.9
Apartments	6.4

NUMBER OF PARCELS

Vacant	411,707
Residential	1,489,440
Farm	37,434
Commercial	109,493
Industrial	16,621
Apartments	20,437

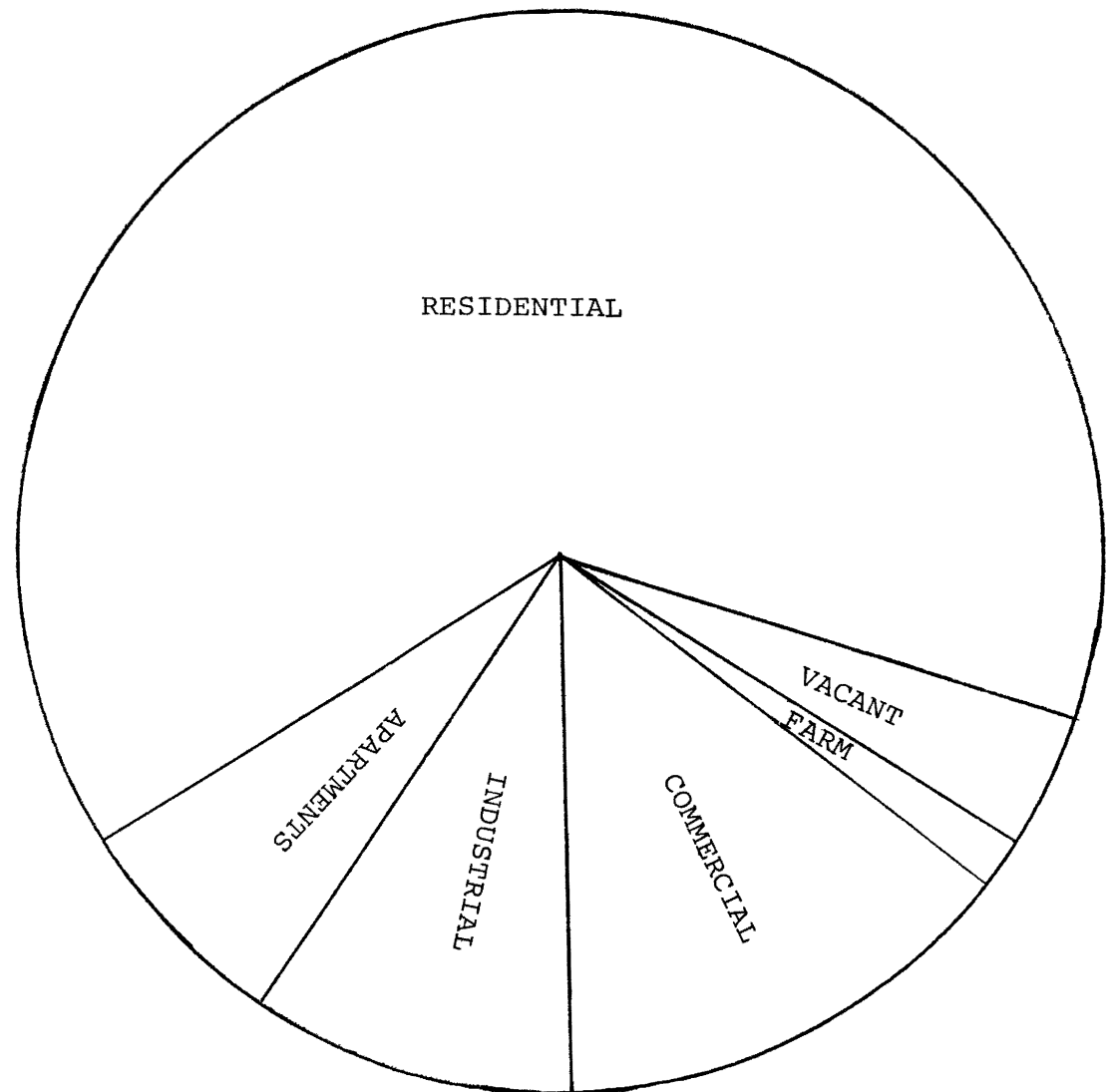


TABLE 1: TRENDS IN CURRENT AND DELINQUENT LOCAL PROPERTY TAXES
(A HISTORICAL TABLE SHOWING LEVIES, COLLECTIONS, AND DELINQUENCIES SINCE 1960)

C U R R E N T							D E L I N Q U E N T		
Year	Total Tax Levy	Cash Collections Amount	%	% of Levy Cancelled or Adjusted	Outstanding Dec. 31 Amount	%	Delinquent Taxes (All Years)*	Outstanding Dec. 31 Tax Title Liens	Foreclosed Property
1960	848,528,476	798,260,314	94.07	0.96	42,187,688	4.97	59,239,115	16,240,356	59,054,968
1961	912,677,707	851,429,188	93.28	1.75	45,328,426	4.97	66,779,878	14,697,894	59,560,406
1962	987,080,640	927,151,386	93.93	1.05	49,525,947	5.02	72,327,411	15,182,757	63,684,036
1963	1,052,458,731	990,206,841	94.08	0.98	52,040,734	4.94	77,268,151	16,222,877	64,578,199
1964	1,143,552,303	1,074,595,370	93.97	1.13	56,080,851	4.90	79,538,904	18,782,405	64,982,706
1965	1,224,061,710	1,150,565,415	94.00	1.13	59,579,955	4.87	87,975,860	20,361,390	59,523,484
1966	1,263,399,102	1,190,449,678	94.22	1.03	60,003,555	4.75	89,402,620	21,136,094	58,087,115
1967	1,435,708,258	1,349,799,399	94.01	0.88	73,385,248	5.11	104,722,596	20,908,759	60,516,430
1968	1,545,813,848	1,462,750,500	94.63	0.78	70,990,292	4.59	105,550,670	25,241,561	50,816,494

* Includes December 31st figures of current year.

TABLE 2: SPECIAL DISTRICT TAXES LEVIED IN 1968*

A table of special district taxes levied in 1968. These taxes and obligations are the sole responsibility of the special districts, and cause no liability for the balance of the municipality. These operations are independent of the municipality, and are not shown as expenditures in the municipal summaries on the following pages.

Municipality	Garbage	Fire	Sewer	Light	Water	Total Tax Levy
Berlin Twp.		(1) 9,500.00				(1) 9,500.00
Brick Twp.		(3) 119,488.00				(3) 119,488.00
Bridgewater Twp.	(1) 12,989.00	(3) 46,265.00				(4) 59,254.00
Buena Boro		(2) 20,100.00				(2) 20,100.00
Buena Vista Twp.		(5) 37,800.00		(3) 7,034.00		(8) 44,834.00
Burlington Twp.	(1) 36,890.00	(4) 10,272.25				(5) 47,162.25
Cherry Hill Twp.		(7) 369,574.26				(7) 369,574.26
Chesterfield Twp.		(1) 870.00				(1) 870.00
Commercial Twp.		(3) 27,790.00		(3) 12,000.00		(6) 39,790.00
Delanco Twp.		(1) 14,400.00				(1) 14,400.00
Dennis Twp.				(2) 3,250.00		(2) 3,250.00
Deptford Twp.		(1) 79,500.00				(1) 79,500.00
Downe Twp.		(3) 12,781.25				(3) 12,781.25
East Greenwich Twp.		(1) 8,110.75				(1) 8,110.75
Edgewater Park Twp.		(2) 5,400.00				(2) 5,400.00
Edison Twp.	(1) 430,486.60					(1) 430,486.60
Franklin Twp. (Gloucester)		(1) 23,890.00				(1) 23,890.00
Franklin Twp. (Somerset)	(1) 61,681.31	(3) 69,370.01				(4) 131,051.32
Gloucester Twp.		(4) 132,008.71				(4) 132,008.71
Haddon Twp.		(1) 56,248.00				(1) 56,248.00
Hamilton Twp. (Mercer)		(9) 313,938.58				(9) 313,938.58
Hanover Twp.		(1) 62,390.00				(1) 62,390.00
Harding Twp.				(1) 1,000.00		(1) 1,000.00
Harrison Twp.	(1) 3,450.00	(1) 2,000.00				(2) 5,450.00
Howell Twp.		(5) 106,747.53				(5) 106,747.53
Jackson Twp.		(4) 65,965.00		(1) 29,500.00		(5) 95,465.00
Jefferson Twp.				(5) 5,775.00		(5) 5,775.00
Lower Twp.		(2) 26,978.00		(2) 37,605.70		(4) 64,583.70
Madison Twp.	(1) 146,537.46	(4) 224,732.00				(5) 371,269.46
Mansfield Twp. (Burlington)		(1) 1,200.00				(1) 1,200.00
Marlboro Twp.		(3) 54,942.85				(3) 54,942.85
Matawan Twp.		(2) 106,026.00				(2) 106,026.00
Middle Twp.		(3) 48,490.00				(3) 48,490.00
Middletown Twp.	(8) 223,029.75					(8) 223,029.75
Montville Twp.		(2) 60,313.95				(2) 60,313.95
Moorestown Twp.		(2) 94,893.00				(2) 94,893.00
Mt. Olive Twp.	(1) 43,915.51			(2) 7,000.00		(3) 50,915.51
Neptune Twp.		(2) 184,565.00				(2) 184,565.00
Ocean Twp.		(2) 173,958.76	(1) 35,220.00			(3) 209,178.76
Parsippany Troy Hills Twp.	(2) 67,979.00	(6) 128,326.61		(3) 5,050.00		(11) 201,355.61
Piscataway Twp.		(3) 167,400.00				(3) 167,400.00
Pittsgrove Twp.		(1) 15,700.00		(1) 3,162.00		(2) 18,862.00
Princeton Twp.	(5) 11,000.00					(5) 11,000.00
Randolph Twp.				(1) 7,255.00		(1) 7,255.00
Readington Twp.		(1) 1,000.00				(1) 1,000.00
Sparta Twp.					(1) 5,921.95	(1) 5,921.95
Upper Twp.		(4) 19,950.00				(4) 19,950.00
Vineland City	(1) 72,831.94					(1) 72,831.94
Voorhees Twp.		(4) 39,492.65			(2) 4,200.00	(6) 43,692.65
Wall Twp.		(3) 55,420.00				(3) 55,420.00
Washington Twp. (Morris)				(1) 1,200.00		(1) 1,200.00
Wayne Twp.				(15) 5,317.62		(15) 5,317.62
Woodbridge Twp.		(9) 821,752.59				(9) 821,752.59
Totals 1968	1,110,790.57	3,819,550.75	35,220.00	125,149.32	10,121.95	5,100,832.59
1967	1,026,695.26	3,609,051.49	37,895.00	121,532.29	11,822.44	4,806,996.48
1966	934,540.56	3,150,387.86	47,973.61	131,101.55	13,410.00	4,277,413.58
1965	861,991.26	2,843,476.88	47,101.50	116,012.16	10,100.00	3,878,681.80
1964	788,371.32	2,588,681.88	44,467.50	106,426.96	10,100.00	3,538,047.66
1963	747,203.95	2,310,066.91	43,392.70	87,201.96	15,564.45	3,203,429.97
1962	693,561.51	2,071,697.33	45,792.70	98,070.83	10,650.00	2,919,772.37
1961	679,362.15	1,840,241.93	57,605.71	111,859.03	11,600.00	2,700,668.82
1960	570,623.42	1,668,116.29	53,399.09	106,561.44	10,050.00	2,408,750.24

* Parenthetical figures denote number of districts.

TABLE 3

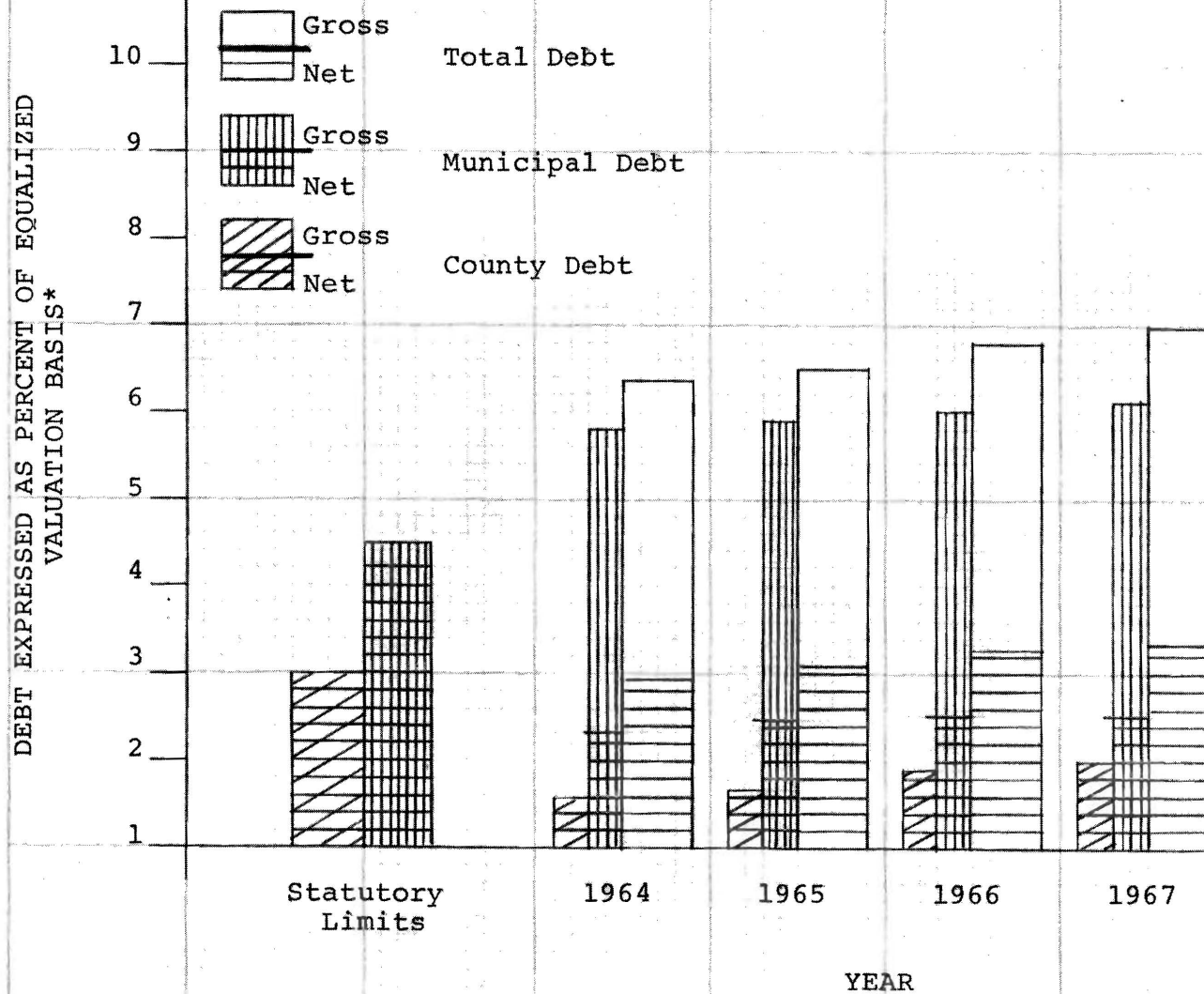
TOTAL GROSS AND NET DEBT OF MUNICIPALITIES AND COUNTIES BY COUNTY

This table shows the total gross debt of municipalities and counties, the total net debt, and the percentage that net debt bears to the "equalized valuation basis" of the three preceding years real property.

(Amounts Rounded to Nearest Dollar)

County	G R O S S D E B T			N E T D E B T			% OF NET DEBT			Equalized Valuation Basis
	(1) Municipal	(2) County	(3) Total	(1) Municipal	(2) County	(3) Total	(1) Mun.	(2) Co.	(3) Tot.	
Atlantic	\$ 40,332,752	\$ 9,051,747	\$ 49,384,499	\$ 13,864,840	\$ 9,051,747	\$ 22,916,587	1.41	0.93	2.34	\$ 978,392,050
Bergen	288,875,815	55,435,000	344,310,815	85,709,924	55,435,000	141,144,924	1.16	0.75	1.91	7,395,916,187
Burlington	78,561,861	14,029,846	92,591,707	21,517,867	14,029,846	35,547,713	1.72	1.12	2.84	1,248,607,555
Camden	131,901,574	32,362,700	164,264,274	33,883,132	32,361,400	66,244,532	1.78	1.70	3.48	1,906,735,686
Cape May	27,521,475	8,557,900	36,079,375	12,523,420	4,062,900	16,586,320	1.82	0.59	2.41	686,609,049
Cumberland	45,339,169	8,503,000	53,842,169	6,127,536	8,503,000	14,630,536	1.27	1.76	3.03	483,307,079
Essex	300,635,839	63,549,461	364,185,300	72,238,355	63,549,461	135,787,816	1.40	1.22	2.62	5,181,020,394
Gloucester	38,334,567	5,000,000	43,334,567	8,145,922	5,000,000	13,145,922	1.05	0.65	1.70	769,988,449
Hudson	165,309,706	32,511,000	197,820,706	63,942,694	32,511,000	96,453,694	2.37	1.21	3.58	2,689,065,316
Hunterdon	29,334,136	---	29,334,136	6,651,317	---	6,651,317	1.28	--	1.28	521,626,808
Mercer	89,368,219	18,637,603	108,005,822	27,191,994	17,747,000	44,938,994	1.74	1.13	2.87	1,566,854,671
Middlesex	210,451,234	30,156,000	240,607,234	77,061,107	30,156,000	107,217,107	2.17	0.85	3.02	3,556,522,951
Monmouth	160,085,340	19,095,000	179,180,340	46,527,537	19,095,000	65,622,537	1.77	0.73	2.50	2,629,533,817
Morris	164,849,616	33,089,625	197,939,241	48,591,857	33,089,625	81,681,482	1.75	1.19	2.94	2,781,625,145
Ocean	63,601,616	450,000	64,051,616	18,294,354	450,000	18,744,354	1.22	0.03	1.25	1,496,057,249
Passaic	149,491,548	25,420,095	174,911,643	39,061,322	25,420,095	64,481,417	1.35	0.89	2.24	2,876,568,015
Salem	13,770,800	970,000	14,740,800	1,307,415	970,000	2,277,415	0.49	0.36	0.85	269,082,253
Somerset	85,590,466	7,119,792	92,710,258	26,432,994	7,119,792	33,552,786	1.84	0.49	2.33	1,444,063,431
Sussex	19,934,146	2,525,596	22,459,742	3,314,643	2,231,863	5,546,506	0.58	0.39	0.97	569,263,907
Union	163,950,042	20,832,789	184,782,831	47,895,549	18,988,185	66,883,734	1.11	0.44	1.55	4,334,006,099
Warren	18,777,070	3,896,000	22,673,070	6,816,601	3,396,000	10,212,601	1.75	0.87	2.62	389,282,838
Total 1968	\$2,286,026,991	\$391,193,154	\$2,677,220,145	\$667,100,381	\$383,167,913	\$1,050,268,294	1.52	0.87	2.39	\$43,774,128,959

DEBT TRENDS OF NEW JERSEY MUNICIPALITIES AND COUNTIES
SHOWN AS PERCENT OF EQUALIZED VALUATION BASIS*



*Equalized Valuation Basis is a Three Year Average of Equalized Valuation.

TABLE 4: STATEWIDE TRENDS IN STATUTORY NET CAPITAL DEBT

The following statement, showing the statutory net capital debt of Counties and Municipalities, represents the outstanding indebtedness authorized, including issued and unissued debt. Years prior to 1964 are not included, as due to changes in the bond law they are not comparable.

	1964	1965	1966	1967	1968
Municipal Gross Debt					
School	\$1,044,990,370	\$1,092,442,887	\$1,196,265,088	\$1,290,453,310	\$1,393,393,764
Utility	211,051,332	257,088,720	280,872,555	296,087,270	307,807,213
General	404,179,938	424,445,358	466,037,997	530,395,701	584,826,014
Total	<u>\$1,660,221,640</u>	<u>\$1,773,976,965</u>	<u>\$1,943,175,640</u>	<u>\$2,116,936,281</u>	<u>\$2,286,026,991</u>
Statutory Deductions	<u>1,190,910,932</u>	<u>1,244,707,723</u>	<u>1,352,429,468</u>	<u>1,486,300,831</u>	<u>1,618,926,610</u>
Municipal Net Capital Debt	469,310,708	529,269,242	590,746,172	630,635,450	667,100,381
Percent of Net Debt - Municipal	1.37	1.46	1.53	1.53	1.52
County Gross Debt	\$ 218,501,090	\$ 228,566,356	\$ 291,425,500	\$ 337,432,520	\$ 391,193,154
Statutory Deductions	<u>17,805,508</u>	<u>1,172,439</u>	<u>4,646,800</u>	<u>9,707,535</u>	<u>8,025,241</u>
County Net Capital Debt	\$ 200,695,582	227,393,917	286,778,700	327,724,985	383,167,913
Percent of Net Debt - County	0.59	0.63	0.74	0.80	0.87
Total Gross Capital Debt	\$1,878,722,730	\$2,002,543,321	\$2,234,601,140	\$2,454,368,801	\$2,677,220,145
COUNTY & MUNICIPAL TOTAL	\$ 670,006,290	\$ 756,663,159	\$ 877,524,872	\$ 958,360,435	\$1,050,268,294
NET CAPITAL DEBT					
Percent of Net Debt	1.95	2.09	2.28	2.33	2.39
Average of Three Years' Equalized Valuation	\$34,275,767,629	\$36,232,395,015	\$38,537,642,779	\$41,111,881,015	\$43,774,128,959

TABLE 5

AUTHORITY DEBT - DECEMBER 31, 1968

The following tabulation represents the outstanding indebtedness of the respective Authorities of the local units. These data were taken from reports of audit filed with the Division pursuant to law. They are only as complete as the source information was available for reporting. While these Authorities operated on various fiscal year bases, the figures shown have been projected to reflect a comparable amount at December 31st.

AUTHORITY	TYPE	AMOUNT	AUTHORITY	TYPE	AMOUNT	AUTHORITY	TYPE	AMOUNT
Asbury Park City	P	815,000	Hammonton Town	P	22,000	Ocean City	P	213,000
Atlantic County	CI	8,935,000	Hanover Twp.	S	5,095,000	Paterson City	P	5,745,000
Avalon Borough	S	1,220,000	Hillsboro Twp.	MU	2,000,000	Pennsauken Twp.	S	2,075,000
Bayonne City	P	----	Hoboken City	P	5,000	Penns Grove Borough	S	1,657,000
Beach Haven Borough	S	510,000	Hopewell Twp.	MU	74,900	Pennsville Twp.	S	3,950,000
Bellmawr Borough	S	1,560,000	Jackson Twp.	MU	1,799,000	Perth Amboy City	P	750,000
Bergen County	S	43,965,000	Jersey City	P	268,832	Pine Hill Borough	MU	674,000
Berkeley Twp.	S	3,325,000	Jersey City	IN	2,715,000	Plainfield City	P	1,340,000
Bernards Twp.	S	2,435,000	Jersey City	S	32,655,000	Pt. Pleasant Beach	P	64,801
Beverly City	S	255,000	Lambertville City	S	835,000	Pompton Lakes B.	MU	4,485,000
Boonton Town	P	70,917	Landis (Vineland C.)	S	3,199,000	Rahway City	P	----
Bridgewater Twp.	S	1,913,000	Laurel Springs	S	522,000	Rahway Valley	S	4,145,000
Camden County	S	----	Linden-Roselle	S	2,598,000	Riverside Twp.	S	309,000
Carlstadt Borough	S	5,720,000	Lindenwold Borough	MU	3,100,000	Runnemede Borough	S	1,157,000
Cinnaminson Twp.	S	3,180,000	Long Beach Twp.	S	1,213,000	Ship Bottom Borough	S	705,000
Clayton Borough	S	1,165,000	Long Branch City	S	2,236,000	Somerset-Raritan Valley	S	2,230,000
Clementon Borough	S	1,565,000	Lumberton Twp.	MU	2,500	Somers Point City	S	2,775,000
Delanco Twp.	S	36,000	Madison Twp.	MU	4,960,000	South Brunswick Twp.	MU	7,065,000
Delaware Twp. (Hunt.)	MU	214,000	Magnolia Borough	S	330,000	South Plainfield Borough	S	3,520,000
Delran Twp.	S	2,890,000	Marlboro Twp.	MU	----	South River Borough	P	32,000
Deptford Twp.	MU	1,300,000	Matawan Twp.	MU	5,525,000	Stafford Twp.	MU	1,427,000
Dover Twp.	S	4,655,000	Mercer County	CI	----	Stratford Borough	S	2,443,000
Dunellen Borough	P	1,500	Metuchen Borough	P	700,000	Trenton City	P	1,806,000
East Brunswick Twp.	S	5,840,000	Middlesex County	S	34,698,000	Tuckerton Borough	MU	710,000
East Windsor Twp.	MU	3,520,000	Monroe Twp. (Glou.)	MU	1,160,000	Union City	P	505,000
Eatontown Borough	S	1,620,000	Monroe Twp. (Mid.)	MU	43,000	Upper Penns Neck Twp.	S	1,860,000
Edgewater Park Twp.	S	195,000	Montville Twp.	MU	2,600,000	Washington Borough	P	115,050
Egg Harbor Twp.	MU	685,000	Morris County	MU	2,308,000	Washington Twp. (Glou.)	MU	1,995,000
Elizabeth City	P	658,800	Morristown Town	P	1,195,000	West Milford Twp.	MU	569,000
Evesham Twp.	MU	585,400	Mount Holly Twp.	S	972,000	West New York Town	P	501,000
Ewing-Lawrence Twp.	S	16,805,000	Mount Laurel Twp.	MU	----	Wharton Borough	S	1,155,000
Florham Park Borough	S	4,045,000	Musconetcong	S	1,100,000	Wildwood City	P	81,000
Fort Lee Borough	P	6,000	National Park Borough	MU	663,000	Willingboro Twp.	MU	10,307,000
Franklin Twp. (Som.)	S	1,454,000	Newark City	P	5,200,000	Woodstown Borough	S	85,000
Gloucester City	S	1,004,000	New Brunswick City	P	----	Wrightstown Borough	MU	15,000
Gloucester Twp.	MU	3,490,000	Newton Town	P	121,750	TOTAL		339,948,200
Gloucester County	S	200,000	Northeast Monmouth C.	S	1,202,750	CODE: CI - County Improvement		
Hackettstown Town	P	----	North Plainfield Boro	P	----	IN - Incinerator		
Hackettstown Town	MU	5,685,000	Northwest Bergen C.	S.	11,000,000	MU - Municipal Utilities		
Hamilton Twp. (Atl.)	MU	2,440,000	Ocean Twp. (Mon.)	S	7,400,000	P - Parking		
						S - Sewerage		

TRENDS IN EXPENDITURES 1960 - 1968

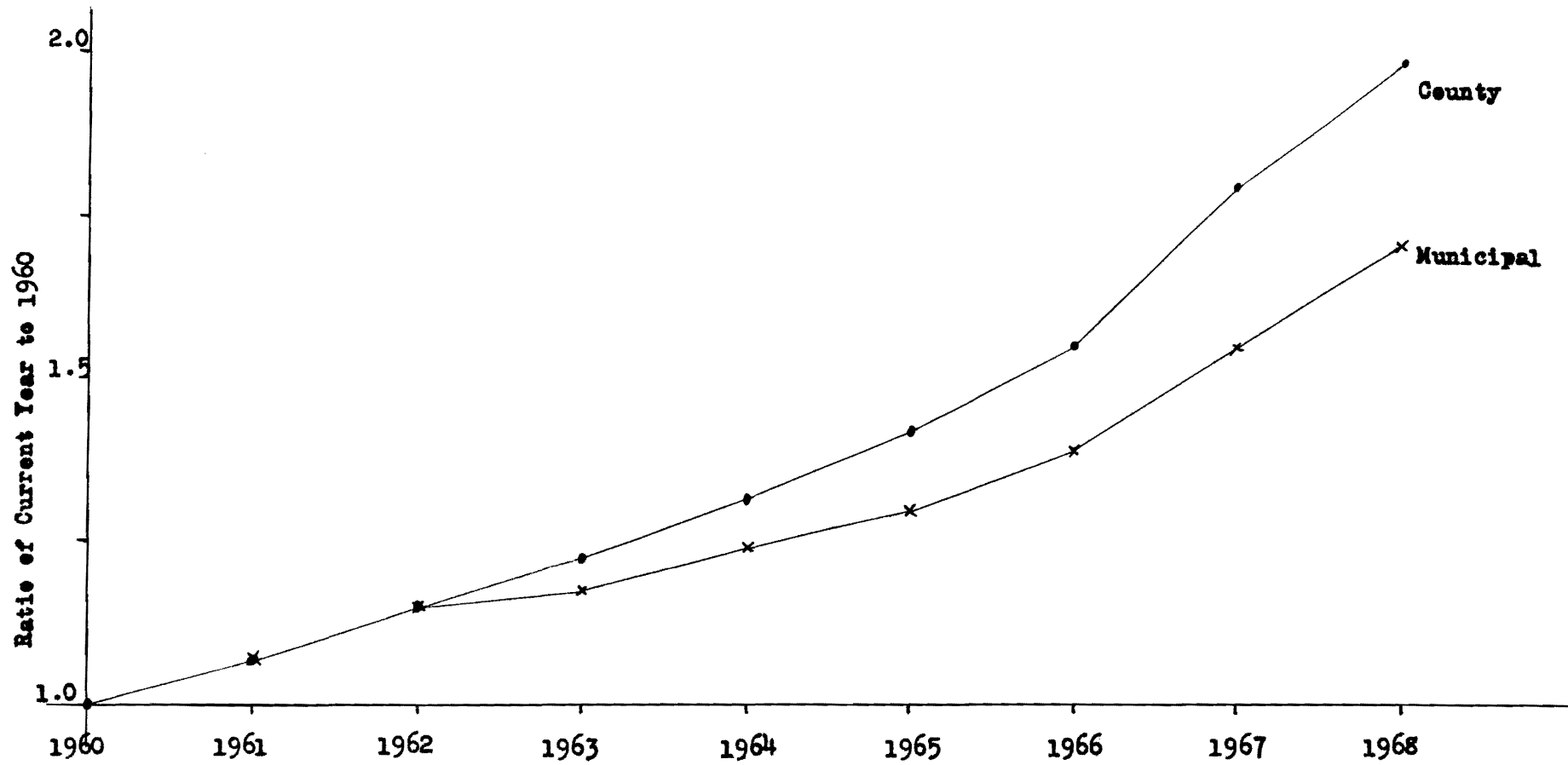


TABLE 6: SUMMARY OF 1968 EXPENDITURES

	COUNTY	MUNICIPAL	TOTAL
GENERAL GOVERNMENT	\$ 31,177,215	\$ 85,938,187	\$ 117,115,402
JUDICIARY	36,228,459	5,827,478	42,055,937
PUBLIC SAFETY	21,495,689	225,314,313	246,810,002
PUBLIC WORKS	46,732,600	175,282,025	222,014,625
HEALTH AND WELFARE	173,782,323	53,098,724	226,881,048
RECREATION AND CONSERVATION	13,428,123	27,762,607	41,190,730
EDUCATION	15,786,201	29,137,495	44,923,696
STATUTORY EXPENDITURES	22,108,030	64,384,780	86,492,811
TOTAL COUNTY FUNCTIONS	360,738,641	666,745,609 }	1,027,484,249
TOTAL MUNICIPAL FUNCTIONS			
CAPITAL IMPROVEMENTS	4,089,284	15,290,246	19,379,530
DEBT SERVICE			
Principal Payments	15,820,539	40,167,834	55,988,373
Interest Payments	7,943,747	23,721,436	31,665,183
Other Debt Administration	82,017	55,924	137,941
DEFERRED CHARGES	8,217,138	21,130,569	29,347,707
SCHOOL, COUNTY, SPECIAL DISTRICT TAXES		1,152,136,658	1,152,136,658
RESERVE FOR UNCOLLECTED TAXES	----	114,743,030	114,743,030
TOTAL EXPENDITURES	\$ 396,891,367	\$2,033,991,306	\$2,430,882,673

Population 1960 6,066,782
Population 1968 7,203,510

Net Valuation Taxable 30,592,367,714

Net Valuation on Which County Taxes
are apportioned: 47,731,563,484

STATE SUMMARY - COUNTY DATA

PER CAPITA:
Gross Debt 54.30
Net Debt 53.19
Debt Service 3.31
Total Tax Levy 42.30

PER CENT:
Gross Debt 1.02
Net Debt 1.01

Land Area 7,509.5 Sq. Miles

County Functions 50.07

1968 EXPENDITURES		1968 EXPENDITURES (cont'd.)		1968 REVENUES REALIZED	
GENERAL GOVERNMENT		EDUCATION (excluding schools)		1968 Property Taxes	
Governing Body and Public Boards	2,962,651.85	County Superintendent of Schools	721,794.66	Collateral Inheritance Tax	2,349,882.07
Clerk (County and Register)	5,424,492.07	Vocational Schools	8,142,697.00	Financial Business Tax	680,875.29
Financial Administration	2,308,077.41	County College	4,829,442.49	Franchise Tax	640,479.92
Board of Taxation: Tax Assessment	971,085.07	County Extension Services	1,008,858.36	BANK STOCK TAX	3,187,620.79
Planning, Housing, Development	2,171,789.82	Libraries	62,680.00	Other Miscellaneous Tax	
Elections	6,430,156.56	Other Educational Services	1,020,728.56	State Aid Revenues	25,325,835.41
Other General Administration	10,909,019.13	STATUTORY EXPENDITURES		Federal Aid Revenues	683,279.33
JUDICIARY		Pensions & F.I.C.A.	18,836,223.56	Institutional Revenues	27,899,175.28
County Courts	11,286,785.79	Employee Fringe Benefits	3,271,806.86	Courts	5,765,466.97
District Courts	3,106,106.68	Other Statutory Expenditures		County Clerk & Register	1,676,955.61
Juvenile Courts	1,386,575.78			Surrogate	1,617,117.57
Superior Court	76,631.14			Sheriff	318,961.08
Jury Commission	2,901,181.53			Other Miscellaneous Revenues	438,651.74
Law Library	189,704.16	TOTAL ----- COUNTY FUNCTIONS	360,738,643.79	TOTAL 1968 REVENUES	374,476,145.31
Prosecutor's Office	6,835,537.48	CAPITAL IMPROVEMENTS	4,089,284.36	Prior Years Surplus Appropriated	20,564,602.54
Surrogate's Office	1,750,772.28	DEBT SERVICE		TOTAL BUDGET REVENUES	395,040,747.85
Probation Office	7,316,946.09	Principal Payments	15,820,539.28		
Other Judicial	1,378,219.21	Interest Payments	7,943,747.62		
PUBLIC SAFETY		Other Debt Administration	82,017.45		
Police	2,749,894.32	DEFERRED CHARGES	8,217,138.00	CURRENT FINANCES DECEMBER 31, 1968	
Sheriff's Office	4,033,556.82	RESERVE FOR UNCOLLECTED TAXES		ASSETS	
Civil Defense & Disaster Control	538,353.75			Cash on Hand Dec. 31, 1968	68,111,971.05
Environmental Inspection & Control	2,000.00	TOTAL EXPENDITURES	396,891,367.50	Taxes Receivable	
Weights & Measures	593,765.06			Emergencies and Other Deferred Charges	6,731,327.35
Correctional & Penal	13,125,592.62	CAPITAL DEBT AUTHORIZED, DECEMBER 31, 1968		State Aid Receivable	11,313,326.43
Other Public Safety	452,526.76	ISSUED AND UNISSUED		Other Aid Receivable	8,868,297.42
PUBLIC WORKS		School		TOTAL ASSETS	95,024,922.25
Roads & Bridges, Streets, Drainage	386,088.19	Self-liquidating	391,193,153.44	LIABILITIES	
State Aid Motor Vehicle Fund	12,400,395.54	Other	383,167,913.33	Cash Liabilities	51,601,478.47
County Funds	22,164,508.68	Total	391,193,153.44	Reserves for Receivables	8,868,297.42
Other Roads & Bridges	366,878.71			Surplus on Hand Dec. 31, 1968	34,555,146.36
Public Bldgs. & Grounds	10,196,902.61	ISSUED AND OUTSTANDING		TOTAL LIABILITIES	95,024,922.25
Other Public Works	1,217,825.87	School			
HEALTH & WELFARE		Self-liquidating			
County Health Department	3,216,672.12	Other	283,774,507.22		
Mental Health Activities	45,542,964.79	Total	283,774,507.22		
Tubercular Patient Care	6,365,229.52				
County Hospitals, Homes	39,263,677.06	EQUALIZED VALUATION BASIS	3,774,138,957.62		
County Aid to Hospitals	8,021,385.87	1968 CAPITAL OUTLAY	65,407,863.46		
Health Clinics	721,434.34	Beaches and Boardwalks	73,271.94		
Mosquito Extermination	4,147,126.69	Parks and Playgrounds	4,348,972.01		
Health Services Except Environmental	1,854,142.85	Public Buildings and Grounds	13,814,691.29		
County Welfare Board - Welfare	50,035,755.71	Vehicular Equipment	174,828.27		
Child Welfare	8,456,165.68	Streets, Roads, Sidewalks, Storm Sewers	9,958,686.85		
Other Welfare Services	1,157,868.66	Sewer System	37,213.25		
RECREATION AND CONSERVATION		Water System	13,149.39		
Parks, Playgrounds, Shade Trees	13,261,168.03	Other Utilities			
Land Reclamation & Conservation	116,150.00	Hospitals and Clinics			
Other Recreational Services	50,805.00	Garbage and Trash Disposal Facilities	7,010.87		
		Health Equipment	41,590.49		
		Library and Education Facilities	23,414,846.79		
		Conservation and Recreation			
		Other Expenditures	13,523,602.31		

STATE SUMMARY - MUNICIPAL DATA

Population 1960 6,066,782
Population 1968 7,203,510

PER CAPITA:

Gross Debt \$ 317.34
Net Debt 92.60
Debt Service 8.87
Total Tax Levy 214.59
Municipal Functions 92.55

PER CENT:

Gross Debt 5.22
Net Debt 1.52
Tax Levy Collected 94.63
Tax Levy Cancelled, Abated or Adjusted .54

1968 EXPENDITURES		1968 REVENUES		1968 PROPERTY TAX	
GENERAL GOVERNMENT					
Governing Body & Public Boards	2,701,535.53	1968 Property Taxes Collected	1,462,750,500.03	Local District School Taxes	710,457,042.23
Municipal Clerk	2,575,558.95	1968 Payments in Lieu of Taxes	4,702,303.45	Regional & Consolidated School Taxes	112,376,374.13
Financial Administration	7,887,041.44	Delinquent Tax & Lien Collections	61,955,967.49	School Taxes in Municipal Budget	16,311,926.62
Assessment of Taxes	9,155,595.80	Business Personalty Replacement Taxes	106,455,130.59	County Taxes	305,323,117.93
Collection of Taxes	9,184,371.84	Taxes from Public Utilities	123,268,207.95	County Library Taxes	2,620,013.57
Planning, Housing & Development	5,230,924.34	Other Miscellaneous Tax Revenues	3,002,841.85	Local Municipal Purpose Taxes	372,750,707.09
Elections	885,969.32	State Aid Revenues	30,409,513.71	Veteran & Senior Citizen Taxes	33,771,834.30
General Administration (other)	48,317,189.73	Federal Aid Revenues	711,465.29	Total Taxes for Rate Computation	1,553,611,015.87
JUDICIARY		Sale of Acquired Property	7,964,125.48	Special District Taxes	5,048,183.74
Municipal Courts	5,827,477.90	Other Miscellaneous Revenues	88,887,073.42	Bank Stock Taxes	3,190,020.40
PUBLIC SAFETY		Total 1968 Revenues	1,890,107,129.26	Added and Omitted Taxes	17,736,462.50
Fire Protection	74,711,540.49	Prior Years Surplus Appropriated	102,987,220.91	Total Taxes Levied	1,545,813,848.21
Police Protection	140,596,238.64	TOTAL REVENUES	1,993,094,350.17	1968 TAXES COLLECTED	1,462,750,500.03
Civil Defense & Disaster Control	1,347,101.21	1968 REAL PROPERTY VALUATIONS - ASSESSED		1968 Taxes Cancelled, Abated or Adjusted	8,293,077.12
Environmental Inspection & Control	7,669,110.63	Code	Class	Transfer To Tax Title Liens	4,073,686.62
Other Public Safety	990,321.71	1	Vacant Land	Balance Outstanding Dec. 31, 1968	70,990,291.59
PUBLIC WORKS		2	Residential	PRIOR YEARS TAXES OUTSTANDING	
Streets and Drainage	92,266,592.02	3	Farm	Balance January 1, 1968	102,854,892.58
Sewers and Sewage Processing	20,384,216.40	4a	Commercial	Collected in 1968	58,024,715.21
Garbage and Trash Disposal	37,695,031.22	4b	Industrial	Cancelled, Abated or Adjusted (1968)	8,301,668.91
Public Buildings and Grounds	20,661,570.40	4c	Apartments	Transfers to Tax Title Liens	1,968,130.23
Other Public Works	3,274,615.17	Total Valuation		Balance December 31, 1968	34,560,378.23
HEALTH and WELFARE		CAPITAL DEBT AUTHORIZED, DECEMBER 31, 1968		TAX TITLE LIENS OUTSTANDING	
Health Services Except Environmental	15,908,900.13	ISSUED AND UNISSUED	GROSS DEBT	Balance January 1, 1968	24,219,124.33
Welfare-Public Assistance	12,996,631.92	School	1,393,393,764	Transfers From Taxes	7,045,880.42
Hospitals, Clinics, First Aid	22,817,710.12	Self-liquidating	307,807,213	Redeemed in 1968	3,958,703.43
Animal, Insect, & Rodent Control	857,861.08	Other	584,826,014	Cancelled, Abated or Adjusted (1968)	2,064,740.73
Other Welfare Services	517,621.06	Total	2,286,026,991	Balance December 31, 1968	25,241,560.59
RECREATION and CONSERVATION		ISSUED AND OUTSTANDING		PROPERTY ACQUIRED BY DEED OR FORECLOSURE	
Beaches and Boardwalks	3,341,180.47	School	1,153,024,915.87	Balance January 1, 1968	64,888,030.17
Parks, Playgrounds, Shade Trees	16,064,033.79	Self-liquidating	252,477,714.91	Transfers From Liens	3,097,393.68
Land Reclamation & Conservation	50,814.87	Other	449,038,007.98	Sale for Cash (1968)	10,104,639.82
Other Recreational Services	8,306,577.48	Total	1,854,327,764.00	Cancelled, Abated or Adjusted (1968)	7,064,290.02
EDUCATION (excluding schools)		EQUALIZED VALUATION BASIS		Balance December 31, 1968	50,816,494.01
Libraries	19,581,429.99	43,776,349,719.96		CURRENT FINANCES DECEMBER 31, 1968	
Other Educational Services	9,556,064.68	1968 CAPITAL OUTLAY		ASSETS	
STATUTORY EXPENDITURES		147,293,670.44		Cash on Hand Dec. 31, 1968	334,328,562.35
Pensions & F. I. C. A.	51,810,830.25	Beaches and Boardwalks		Taxes Receivable	105,550,669.82
Employee Fringe Benefits	12,571,850.00	10,784,742.73		Tax Title Liens	25,241,560.59
Other Statutory Expenditures	2,100.08	Parks and Playgrounds		Foreclosed Property	50,816,494.01
TOTAL MUNICIPAL FUNCTIONS	666,745,608.66	40,005,613.25		Emergencies & Other Deferred Charges	24,355,875.62
CAPITAL IMPROVEMENTS	15,290,245.76	5,730,839.58		State Aid Receivable	20,987,043.43
DEBT SERVICE		19,592,306.29		Other Receivables	26,003,601.61
Principal Payments	40,167,833.90	31,653,772.19		Total	587,283,807.43
Interest Payments	23,721,435.68	15,274,830.85		LIABILITIES	
Other Debt Administration	55,924.04	4,668,763.12		Cash Liabilities	186,510,805.99
DEFERRED CHARGES	21,130,569.49	42,896.47		Reserves For Receivables	207,608,771.39
SCHOOL, COUNTY, SPECIAL DISTRICT TAXES	1,152,136,658.22	4,147.38		Surplus on Hand Dec. 31, 1968	193,164,230.05
RESERVE FOR UNCOLLECTED TAXES	114,743,030.37	5,785.50		Total	587,283,807.43
TOTAL EXPENDITURES	2,033,991,306.12	4,723,092.52			
		190,654.67			
		13,896,323.20			

TABLE 7

SUMMARY OF EXPENDITURES AND REVENUES OF ALL MUNICIPALITIES - 1960 to 1968

(THOUSANDS OF DOLLARS)*

EXPENDITURES & REVENUES	1960	1961	1962	1963	1964	1965	1966	1967	1968
<u>Expenditures</u>									
General Government	\$ 55,584	\$ 61,160	\$ 64,738	\$ 69,709	\$ 73,439	\$ 78,590	\$ 85,782	\$ 96,169	\$ 116,324
Public Safety	128,812	137,078	145,862	154,475	163,299	174,646	186,550	207,998	231,141
Streets and Roads	52,997	60,120	59,790	63,120	66,687	69,873	74,332	78,993	93,267
Sanitation	39,759	43,055	44,680	46,360	47,738	48,802	52,197	57,550	61,354
Health and Welfare	39,036	48,845	41,747	43,380	46,071	46,902	44,352	50,887	53,099
Recreation	15,580	16,324	17,578	17,512	18,020	19,145	20,229	22,020	27,712
Education (Except Schools)	11,789	12,654	13,733	14,843	16,223	17,492	18,045	19,970	29,137
Statutory Expenditures	26,657	27,513	28,803	31,914	33,417	35,050	38,836	46,225	51,811
Unclassified and Contingency	2,610	3,271	10,280	3,186	2,359	2,539	2,361	2,629	2,900
Capital Improvements	18,270	20,254	22,019	21,560	21,024	26,004	25,298	38,946	15,290
Debt Service	46,651	46,784	48,670	49,898	51,612	53,230	56,689	58,296	63,945
Deferred Charges	13,730	12,721	27,469	15,448	18,392	15,330	16,240	21,311	21,131
Local School, County and Special District Taxes	<u>544,297</u>	<u>594,473</u>	<u>640,782</u>	<u>703,496</u>	<u>772,366</u>	<u>837,944</u>	<u>860,366</u>	<u>990,403</u>	<u>1,152,137</u>
TOTAL	\$ 995,771	\$1,076,252	\$1,166,153	\$1,234,901	\$1,330,647	\$1,425,548	\$1,481,277	\$1,691,395	\$1,919,248
<u>Revenues</u>									
Surplus (prior years)	\$ 70,646	\$ 73,195	\$ 74,565	\$ 79,372	\$ 84,767	\$ 90,523	\$ 98,727	\$ 100,070	\$ 102,987
Miscellaneous Revenues	142,319	152,049	170,293	178,546	189,972	204,105	218,055	234,229	291,832
State Aid Revenues	11,249	11,675	11,684	11,887	11,562	12,382	11,514	38,954	30,410
Delinquent Taxes and Liens	34,447	37,911	42,081	46,008	41,153	50,225	50,541	53,212	61,956
Current Tax Collections	<u>798,260</u>	<u>851,429</u>	<u>927,151</u>	<u>990,207</u>	<u>1,074,595</u>	<u>1,150,575</u>	<u>1,190,450</u>	<u>1,349,799</u>	<u>1,462,751</u>
TOTAL	\$1,056,921	\$1,126,260	\$1,125,774	\$1,306,020	\$1,408,050	\$1,507,810	\$1,569,287	\$1,776,264	\$1,949,936

*Rounded to the nearest thousand.

TABLE 8
SUMMARY OF EXPENDITURES AND REVENUES OF ALL COUNTIES - 1960 to 1968
(THOUSANDS OF DOLLARS) *

EXPENDITURES AND REVENUES	1960	1961	1962	1963	1964	1965	1966	1967	1968
<u>Expenditures</u>									
General Government	\$ 19,372	\$ 21,518	\$ 21,987	\$ 22,889	\$ 26,673	\$ 28,544	\$ 31,705	\$ 35,025	\$ 37,011
Judiciary	12,538	13,745	14,939	16,109	17,143	18,521	21,239	24,432	27,161
Regulation	12,910	13,750	14,380	15,657	16,025	16,644	19,073	16,600	18,017
Roads and Bridges	21,200	23,582	24,390	26,159	27,538	27,786	29,318	29,725	35,318
Charities, Correctional, Etc.	89,082	96,326	103,468	111,242	120,528	132,082	143,522	167,983	193,782
Education and Recreation	9,856	10,254	12,302	13,649	15,302	17,601	21,163	23,591	29,214
Statutory Expenditures	7,379	8,169	8,801	10,084	10,882	11,446	13,302	16,754	18,836
Unclassified (incl. cont.)	2,749	1,946	3,270	3,401	1,673	1,841	1,856	1,442	1,400
Capital Improvements	2,307	2,670	3,462	3,827	3,762	5,357	6,342	21,098	4,089
Debt Service	14,469	15,239	16,461	17,095	17,750	19,502	20,533	21,658	23,846
Deferred Charges	<u>2,040</u>	<u>2,282</u>	<u>2,014</u>	<u>1,565</u>	<u>2,730</u>	<u>2,615</u>	<u>3,368</u>	<u>3,509</u>	<u>8,217</u>
TOTAL	\$193,902	\$209,481	\$225,474	\$241,676	\$260,005	\$281,939	\$311,421	\$361,817	\$396,891
<u>Revenues</u>									
Surplus (Prior Years)	\$ 8,967	\$ 9,911	\$ 10,230	\$ 10,538	\$ 11,570	\$ 15,447	\$ 17,405	\$ 19,032	\$ 20,565
Miscellaneous Revenues	41,042	43,447	46,307	48,919	52,710	59,519	65,111	83,140	69,707
Current Tax Collections	<u>147,213</u>	<u>160,153</u>	<u>174,449</u>	<u>186,917</u>	<u>203,690</u>	<u>215,583</u>	<u>237,990</u>	<u>263,983</u>	<u>304,769</u>
TOTAL	\$197,222	\$213,511	\$230,985	\$264,374	\$267,970	\$290,549	\$320,506	\$366,155	\$395,041

*Rounded to the nearest thousand.

TABLE 9

SUMMARY OF CURRENT FINANCES OF ALL MUNICIPALITIES - DECEMBER 31, 1960 to 1968

(THOUSANDS OF DOLLARS) *

ASSETS AND LIABILITIES	1960	1961	1962	1963	1964	1965	1966	1967	1968
<u>Assets</u>									
Cash	\$209,478	\$204,569	\$230,089	\$241,059	\$258,757	\$276,268	\$273,959	\$296,444	\$334,329
Taxes Receivable	59,239	66,780	72,327	77,268	79,539	87,976	89,403	104,723	105,551
Tax Title Liens	16,240	14,698	15,183	16,223	18,782	20,361	21,136	20,909	25,242
Foreclosed Property	59,055	59,560	63,684	64,578	64,983	59,523	58,087	60,516	50,816
Other Receivables	12,624	13,418	16,104	17,604	21,153	23,197	14,958	11,671	26,004
State Road Aid Receivable	5,285	5,081	5,106	5,877	5,835	5,913	6,418	19,349	20,987
Emergencies and Deferred Charges	10,749	20,695	15,636	16,249	10,169	9,055	14,524	19,942	24,356
TOTAL	\$372,670	\$384,801	\$418,129	\$438,858	\$459,218	\$482,294	\$478,485	\$533,554	\$587,284
<u>Liabilities</u>									
Cash Liabilities	\$ 90,529	\$ 95,610	\$110,348	\$114,874	\$120,119	\$132,398	\$135,641	\$167,357	\$186,511
Reserves for Receivables	147,158	154,456	167,298	175,673	184,457	191,057	183,584	197,819	207,609
Surplus Revenues	134,983	134,735	140,482	148,311	154,642	158,839	159,260	168,378	193,164
TOTAL	\$372,670	\$384,801	\$418,129	\$438,858	\$459,218	\$482,294	\$478,485	\$533,554	\$587,284

*Rounded to the nearest thousand.

TABLE 10
SUMMARY OF CURRENT FINANCES OF ALL COUNTIES - DECEMBER 31, 1960 to 1968
(THOUSANDS OF DOLLARS) *

ASSETS AND LIABILITIES	1960	1961	1962	1963	1964	1965	1966	1967	1968
<u>Assets</u>									
Cash	\$27,104	\$28,541	\$31,502	\$34,878	\$41,345	\$47,482	\$53,186	\$58,847	\$68,112
Receivables	3,970	4,196	4,320	5,104	5,207	6,044	11,128	7,524	8,868
Deferred Charges and Emergencies	<u>2,085</u>	<u>2,319</u>	<u>2,140</u>	<u>3,337</u>	<u>2,576</u>	<u>2,523</u>	<u>2,880</u>	<u>19,294</u>	<u>18,045</u>
TOTAL	\$33,159	\$35,056	\$37,962	\$43,319	\$49,128	\$56,049	\$67,194	\$85,665	\$95,025
<u>Liabilities</u>									
Cash Liabilities	\$13,394	\$14,595	\$16,116	\$18,883	\$20,517	\$23,556	\$27,425	\$48,116	\$51,601
Reserves for Receivables	3,970	4,196	4,320	5,104	5,207	6,044	11,128	7,524	8,868
Surplus Revenues	<u>15,795</u>	<u>16,265</u>	<u>17,256</u>	<u>19,332</u>	<u>23,404</u>	<u>26,449</u>	<u>28,641</u>	<u>30,025</u>	<u>34,555</u>
TOTAL	\$33,159	\$35,056	\$37,962	\$43,319	\$49,128	\$56,049	\$67,194	\$85,665	\$95,025

*Rounded to the nearest thousand.

TABLE 11: COUNTY POPULATION RANKED BY POPULATION

Counties	Population	Population Classification
Essex	966,560	1
Bergen	913,520	1
Hudson	607,230	1
Middlesex	578,090	2
Union	575,190	2
Camden	471,310	2
Passaic	463,810	2
Monmouth	449,860	2*
Morris	361,250	2
Burlington	329,930	2
Mercer	309,530	2
Somerset	198,720	3
Atlantic	186,030	5
Gloucester	167,200	3
Ocean	166,780	5
Cumberland	127,770	3
Warren	74,290	3
Sussex	68,120	3*
Salem	66,950	3
Hunterdon	66,530	3
Cape May	54,840	6

*Higher classification than in 1960.

COUNTIES

0100

Population 1960 **160,880**
Population 1968 **186,030**

Net Valuation Taxable **513,792,601**

Net Valuation on Which County Taxes
are apportioned: **1,058,230,898**

Moody Rating **BAA**
Land Area **565.55** Sq. Miles

ATLANTIC COUNTY

PER CAPITA:

Gross Debt **48.65**
Net Debt **48.65**
Debt Service **2.78**
Total Tax Levy **46.16**
County Function **64.39**

PER CENT:

Gross Debt **.92**
Net Debt **.92**

1968 EXPENDITURES		1968 EXPENDITURES (cont'd.)		1968 REVENUES REALIZED	
GENERAL GOVERNMENT		EDUCATION (excluding schools)		1968 Property Taxes	8,588,296.30
Governing Body and Public Boards	138,977.00	County Superintendent of Schools	26,980.00	Collateral Inheritance Tax	76,231.41
Clerk (County and Register)	231,860.00	Vocational Schools	44,803.00	Financial Business Tax	25,794.53
Financial Administration	121,443.00	County College	268,793.75	Franchise Tax	
Board of Taxation: Tax Assessment	35,280.00	County Extension Services	58,913.00	BANK STOCK TAX	77,461.65
Planning, Housing, Development	45,260.00	Libraries		Other Miscellaneous Tax	
Elections	216,107.00	Other Educational Services	2,000.00	State Aid Revenues	922,038.66
Other General Administration	260,104.51	STATUTORY EXPENDITURES		Federal Aid Revenues	
JUDICIARY		Pensions & F.I.C.A.	472,346.39	Institutional Revenues	698,739.91
County Courts	210,409.00	Employee Fringe Benefits	125,400.00	Courts	218,178.40
District Courts	84,820.00	Other Statutory Expenditures		County Clerk & Register	52,898.15
Juvenile Courts				Surrogate	36,824.24
Superior Court	11,130.00			Sheriff	4,251.25
Jury Commission	135,505.00	TOTAL ----- COUNTY FUNCTIONS	10,703,523.25	Other Miscellaneous Revenues	122,955.81
Law Library	1,600.00	CAPITAL IMPROVEMENTS	300,000.00	TOTAL 1968 REVENUES	10,823,670.31
Prosecutor's Office	223,183.00	DEBT SERVICE		Prior Years Surplus Appropriated	794,672.00
Surrogate's Office	66,304.00	Principal Payments	300,000.00	TOTAL BUDGET REVENUES	11,618,342.31
Probation Office	138,457.00	Interest Payments	218,396.40		
Other Judicial	13,900.00	Other Debt Administration		CURRENT FINANCES DECEMBER 31, 1968	
PUBLIC SAFETY		DEFERRED CHARGES	456,567.30	ASSETS	
Police		RESERVE FOR UNCOLLECTED TAXES		Cash on Hand Dec. 31, 1968	1,050,476.12
Sheriff's Office	222,265.00			Taxes Receivable	
Civil Defense & Disaster Control	10,800.00			Emergencies and Other Deferred Charges	660,627.43
Environmental Inspection & Control		TOTAL EXPENDITURES	11,978,486.95	State Aid Receivable	804,771.00
Weights & Measures	14,345.00			Other Aid Receivable	95,045.63
Correctional & Penal	384,280.00	CAPITAL DEBT AUTHORIZED, DECEMBER 31, 1968		TOTAL ASSETS	2,610,920.18
Other Public Safety		ISSUED AND UNISSUED		LIABILITIES	
PUBLIC WORKS		School		Cash Liabilities	1,916,483.37
Roads & Bridges, Streets, Drainage		Self-liquidating		Reserves for Receivables	95,045.63
State Aid Motor Vehicle Fund	794,428.00	Other	9,051,747.00	Surplus on Hand Dec. 31, 1968	599,391.18
County Funds	198,400.00	Total	9,051,747.00	TOTAL LIABILITIES	2,610,920.18
Other Roads & Bridges		ISSUED AND OUTSTANDING			
Public Bldgs. & Grounds	285,506.28	School			
Other Public Works		Self-liquidating			
HEALTH & WELFARE		Other	4,952,000.00		
County Health Department	275,569.00	Total	4,952,000.00		
Mental Health Activities	1,412,471.00	EQUALIZED VALUATION BASIS	978,392,052.66		
Tubercular Patient Care	5,500.00	1968 CAPITAL OUTLAY	1,332,388.69		
County Hospitals, Homes	748,593.00	Beaches and Boardwalks			
County Aid to Hospitals	45,500.00	Parks and Playgrounds			
Health Clinics		Public Buildings and Grounds	352,607.06		
Mosquito Extermination	153,929.32	Vehicular Equipment			
Health Services Except Environmental	40,750.00	Streets, Roads, Sidewalks, Storm Sewers	901,509.63		
County Welfare Board - Welfare	2,823,675.00	Sewer System			
Child Welfare	328,290.00	Water System			
Other Welfare Services	10,274.00	Other Utilities			
RECREATION AND CONSERVATION		Hospitals and Clinics			
Parks, Playgrounds, Shade Trees	15,375.00	Garbage and Trash Disposal Facilities			
Land Reclamation & Conservation		Health Equipment			
Other Recreational Services		Library and Education Facilities	78,272.00		
		Conservation and Recreation			
		Other Expenditures			

ATLANTIC COUNTY - SUMMARY OF MUNICIPAL DATA

1968 EXPENDITURES		1968 REVENUES		1968 PROPERTY TAX	
GENERAL GOVERNMENT					
Governing Body & Public Boards	26,092.00	1968 Property Taxes Collected	35,766,902.70	Local District School Taxes	12,084,767.16
Municipal Clerk	351,696.33	1968 Payments in Lieu of Taxes	109,968.28	Regional & Consolidated School Taxes	2,765,803.95
Financial Administration	276,489.10	Delinquent Tax & Lien Collections	2,771,730.63	School Taxes in Municipal Budget	400,709.01
Assessment of Taxes	273,665.17	Business Personalty Replacement Taxes	1,567,007.25	County Taxes	8,588,296.30
Collection of Taxes	421,391.99	Taxes from Public Utilities	3,590,540.29	County Library Taxes	60,898.00
Planning, Housing & Development	95,659.56	Other Miscellaneous Tax Revenues	2,950,126.65	Local Municipal Purpose Taxes	14,329,482.29
Elections	28,219.83	State Aid Revenues	419,666.68	Veteran & Senior Citizen Taxes	1,066,755.00
General Administration (other)	2,160,680.16	Federal Aid Revenues		Total Taxes for Rate Computation	39,296,711.71
JUDICIARY		Sale of Acquired Property	329,517.05	Special District Taxes	64,934.00
Municipal Courts	215,727.55	Other Miscellaneous Revenues	3,043,318.63	Bank Stock Taxes	77,461.65
PUBLIC SAFETY		Total 1968 Revenues	50,548,778.16	Added and Omitted Taxes	388,282.75
Fire Protection	2,723,274.51	Prior Years Surplus Appropriated	3,261,047.17	Total Taxes Levied	38,760,635.11
Police Protection	3,912,508.39	TOTAL REVENUES	53,809,825.33	1968 TAXES COLLECTED	35,766,902.70
Civil Defense & Disaster Control	41,622.06			1968 Taxes Cancelled, Abated or Adjusted	115,292.46
Environmental Inspection & Control	246,924.47	1968 REAL PROPERTY VALUATIONS - ASSESSED		Transfer To Tax Title Liens	648,246.57
Other Public Safety	47,755.00	Code	Class	Balance Outstanding Dec. 31, 1968	2,260,954.78
PUBLIC WORKS		1	Vacant Land		
Streets and Drainage	3,644,268.44	2	Residential		
Sewers and Sewage Processing	219,284.82	3	Farm		
Garbage and Trash Disposal	1,026,842.91	4a	Commercial		
Public Buildings and Grounds	1,302,314.57	4b	Industrial		
Other Public Works	75,298.05	4c	Apartments		
HEALTH and WELFARE		Total Valuation		PRIOR YEARS TAXES OUTSTANDING	
Health Services Except Environmental	196,487.47			Balance January 1, 1968	3,470,371.81
Welfare-Public Assistance	207,348.60			Collected in 1968	2,359,948.26
Hospitals, Clinics, First Aid	271,450.00			Cancelled, Abated or Adjusted (1968)	189,555.38
Animal, Insect, & Rodent Control	59,610.31			Transfers to Tax Title Liens	15,051.54
Other Welfare Services				Balance December 31, 1968	903,845.79
RECREATION and CONSERVATION				TAX TITLE LIENS OUTSTANDING	
Beaches and Boardwalks	815,361.38			Balance January 1, 1968	2,520,354.71
Parks, Playgrounds, Shade Trees	541,098.20			Transfers From Taxes	678,907.14
Land Reclamation & Conservation				Redeemed in 1968	440,796.14
Other Recreational Services	257,948.56			Cancelled, Abated or Adjusted (1968)	99,328.65
EDUCATION (excluding schools)				Balance December 31, 1968	2,649,474.16
Libraries	192,354.62			PROPERTY ACQUIRED BY DEED OR FORECLOSURE	
Other Educational Services	350,400.00			Balance January 1, 1968	2,419,383.15
STATUTORY EXPENDITURES				Transfers From Liens	95,402.28
Pensions & F. I. C. A.	1,916,387.34			Sale for Cash (1968)	164,073.95
Employee Fringe Benefits	804,770.88			Cancelled, Abated or Adjusted (1968)	3,398.05
Other Statutory Expenditures				Balance December 31, 1968	2,350,249.43
TOTAL MUNICIPAL FUNCTIONS	22,702,932.27			CURRENT FINANCES DECEMBER 31, 1968	
CAPITAL IMPROVEMENTS	384,950.00			ASSETS	
DEBT SERVICE				Cash on Hand Dec. 31, 1968	10,637,909.05
Principal Payments	1,257,000.00			Taxes Receivable	3,164,800.57
Interest Payments	620,088.45			Tax Title Liens	2,649,474.16
Other Debt Administration				Foreclosed Property	2,350,249.43
DEFERRED CHARGES	660,693.44			Emergencies & Other Deferred Charges	555,114.98
SCHOOL, COUNTY, SPECIAL DISTRICT TAXES	23,965,408.42			State Aid Receivable	673,622.76
RESERVE FOR UNCOLLECTED TAXES	4,323,363.92			Other Receivables	477,756.60
TOTAL EXPENDITURES	53,914,436.50			Total	20,508,927.55
				LIABILITIES	
				Cash Liabilities	4,161,618.79
				Reserves For Receivables	8,642,025.06
				Surplus on Hand Dec. 31, 1968	7,705,283.70
				Total	20,508,927.55

BERGEN COUNTY

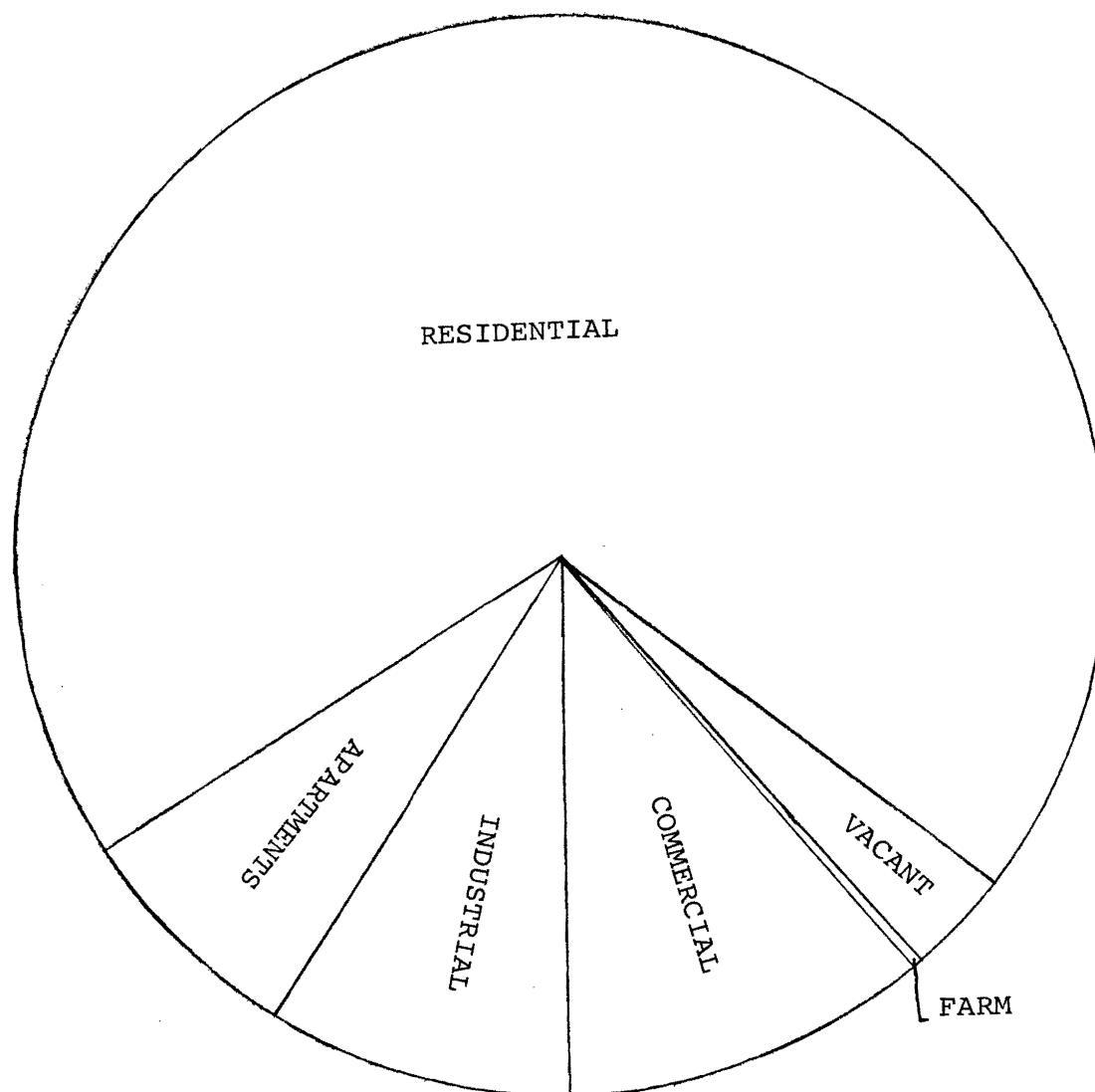
DISTRIBUTION OF RATABLES

PERCENTAGE DISTRIBUTION OF RATABLES

Vacant	3.0
Residential	69.3
Farm	.2
Commercial	11.5
Industrial	9.4
Apartments	6.6

NUMBER OF PARCELS

Vacant	18,218
Residential	193,560
Farm	317
Commercial	9,435
Industrial	2,582
Apartments	1,387





BERGEN COUNTY

COUNTY SEAT: HACKENSACK

Population Census, 1960	780,255
Population Census, 1968 Est.	913,520
Land Area (Sq. Mi.)	235.08
Density (Per Sq. Mi.)	3,885.99
Net Valuation Taxable	\$6,531,485,800.00
Equalized Valuation	\$7,978,537,440.00
Tax Levy (Including Bank Stock Tax) \$	28,154,385.80

Moody's Bond Rating — Aa

0200
Population 1960 780,255
Population 1968 913,520

Moody Rating AA
Land Area 235.08 Sq. Miles

Net Valuation Taxable 6,531,485,800

Net Valuation on Which County Taxes
are apportioned: 7,883,745,643

BERGEN COUNTY

PER CAPITA:

Gross Debt 60.68
Net Debt 60.68
Debt Service 4.33
Total Tax Levy 30.38
County Functions 45.03

PER CENT:

Gross Debt .74
Net Debt .74

1968 EXPENDITURES GENERAL GOVERNMENT		1968 EXPENDITURES (cont'd.)		1968 REVENUES REALIZED	
Governing Body and Public Boards	374,813.00	EDUCATION (excluding schools)		1968 Property Taxes	27,754,916.21
Clerk (County and Register)	408,406.00	County Superintendent of Schools	73,014.00	Collateral Inheritance Tax	281,594.09
Financial Administration	134,027.00	Vocational Schools	600,000.00	Financial Business Tax	102,296.30
Board of Taxation: Tax Assessment	140,971.00	County College	300,000.00	Franchise Tax	
Planning, Housing, Development	142,809.00	County Extension Services	60,655.00	BANK STOCK TAX	399,469.59
Elections	874,207.00	Libraries		Other Miscellaneous Tax	
Other General Administration	1,281,221.00	Other Educational Services	173,932.00	State Aid Revenues	940,243.44
JUDICIARY		STATUTORY EXPENDITURES		Federal Aid Revenues	14,739.54
County Courts	1,382,208.00	Pensions & F.I.C.A.	1,985,900.00	Institutional Revenues	4,669,150.45
District Courts	524,092.00	Employee Fringe Benefits	278,680.00	Courts	738,863.05
Juvenile Courts	285,114.00	Other Statutory Expenditures		County Clerk & Register	200,079.57
Superior Court				Surrogate	173,481.81
Jury Commission	418,394.00			Sheriff	61,782.50
Law Library	25,019.00	TOTAL ----- COUNTY FUNCTIONS	36,681,518.80	Other Miscellaneous Revenues	2,261,331.06
Prosecutor's Office	564,361.00	CAPITAL IMPROVEMENTS	250,000.00	TOTAL 1968 REVENUES	37,597,947.61
Surrogate's Office	174,427.00	DEBT SERVICE		Prior Years Surplus Appropriated	2,495,000.00
Probation Office	602,967.00	Principal Payments	2,780,000.00	TOTAL BUDGET REVENUES	40,092,947.61
Other Judicial		Interest Payments	1,180,284.00		
PUBLIC SAFETY		Other Debt Administration		CURRENT FINANCES DECEMBER 31, 1968	
Police	1,176,763.00	DEFERRED CHARGES	252,159.00	ASSETS	
Sheriff's Office	321,322.00	RESERVE FOR UNCOLLECTED TAXES		Cash on Hand Dec. 31, 1968	6,227,165.39
Civil Defense & Disaster Control	34,500.00			Taxes Receivable	
Environmental Inspection & Control				Emergencies and Other Deferred Charges	719,846.00
Weights & Measures	50,943.00	TOTAL EXPENDITURES	41,143,961.80	State Aid Receivable	1,945,477.00
Correctional & Penal	866,366.00			Other Aid Receivable	251,000.00
Other Public Safety	143,106.00			TOTAL ASSETS	9,143,488.39
PUBLIC WORKS				LIABILITIES	
Roads & Bridges, Streets, Drainage		CAPITAL DEBT AUTHORIZED, DECEMBER 31, 1968		Cash Liabilities	6,499,530.86
State Aid Motor Vehicle Fund	570,420.00	ISSUED AND UNISSUED		Reserves for Receivables	251,000.00
County Funds	1,561,788.00	School		Surplus on Hand Dec. 31, 1968	2,392,957.53
Other Roads & Bridges		Self-liquidating	55,435,000.00	TOTAL LIABILITIES	9,143,488.39
Public Bldgs. & Grounds	1,735,414.80	Other	55,435,000.00		
Other Public Works	452,118.00	Total	55,435,000.00		
HEALTH & WELFARE		ISSUED AND OUTSTANDING			
County Health Department	383,288.00	School			
Mental Health Activities	3,073,729.85	Self-liquidating	37,555,000.00		
Tubercular Patient Care		Other	37,555,000.00		
County Hospitals, Homes	9,008,210.00	Total	37,555,000.00		
County Aid to Hospitals	401,000.00				
Health Clinics		EQUALIZED VALUATION BASIS	7,395,916,187.33		
Mosquito Extermination	532,105.00	1968 CAPITAL OUTLAY	5,613,005.33		
Health Services Except Environmental	60,244.00	Beaches and Boardwalks	1,175,000.00		
County Welfare Board - Welfare	2,184,469.15	Parks and Playgrounds	1,895,238.90		
Child Welfare	738,734.00	Public Buildings and Grounds			
Other Welfare Services	85,983.00	Vehicular Equipment			
RECREATION AND CONSERVATION		Streets, Roads, Sidewalks, Storm Sewers	628,302.89		
Parks, Playgrounds, Shade Trees	2,495,798.00	Sewer System	37,213.25		
Land Reclamation & Conservation		Water System			
Other Recreational Services		Other Utilities			
		Hospitals and Clinics			
		Garbage and Trash Disposal Facilities	7,010.87		
		Health Equipment			
		Library and Education Facilities	1,736,733.44		
		Conservation and Recreation			
		Other Expenditures	133,505.98		

BERGEN COUNTY - SUMMARY OF MUNICIPAL DATA

1968 EXPENDITURES		1968 REVENUES		1968 PROPERTY TAX	
GENERAL GOVERNMENT		1968 Property Taxes Collected		Local District School Taxes	
Governing Body & Public Boards	94,970.00		201,739,811.07		113,047,823.68
Municipal Clerk	134,170.00	1968 Payments in Lieu of Taxes	867,426.82	Regional & Consolidated School Taxes	15,468,191.04
Financial Administration	621,270.35	Delinquent Tax & Lien Collections	4,502,191.03	School Taxes in Municipal Budget	1,188,991.50
Assessment of Taxes	1,136,565.01	Business Personalty Replacement Taxes	9,695,469.75	County Taxes	27,754,916.21
Collection of Taxes	1,273,868.49	Taxes from Public Utilities	14,719,006.84	County Library Taxes	
Planning, Housing & Development	456,819.15	Other Miscellaneous Tax Revenues	1,785.00	Local Municipal Purpose Taxes	47,129,484.65
Elections	81,120.40	State Aid Revenues	856,076.07	Veteran & Senior Citizen Taxes	4,932,810.00
General Administration (other)	5,791,782.49	Federal Aid Revenues	105,663.23	Total Taxes for Rate Computation	209,522,217.08
JUDICIARY		Sale of Acquired Property	1,006,756.95	Special District Taxes	399,469.59
Municipal Courts	555,704.66	Other Miscellaneous Revenues	7,299,921.40	Bank Stock Taxes	2,009,330.97
PUBLIC SAFETY		Total 1968 Revenues	240,794,108.16	Added and Omitted Taxes	206,998,207.64
Fire Protection	5,809,202.23	Prior Years Surplus Appropriated	12,937,888.71	Total Taxes Levied	201,739,811.07
Police Protection	18,139,731.67	TOTAL REVENUES	253,731,996.87	1968 TAXES COLLECTED	980,075.36
Civil Defense & Disaster Control	177,873.66			1968 Taxes Cancelled, Abated or Adjusted	52,942.86
Environmental Inspection & Control	751,278.18			Transfer To Tax Title Liens	4,587,615.86
Other Public Safety	5,994.00			Balance Outstanding Dec. 31, 1968	
PUBLIC WORKS		1968 REAL PROPERTY VALUATIONS - ASSESSED		PRIOR YEARS TAXES OUTSTANDING	
Streets and Drainage	11,047,392.50	Code	Class	Balance January 1, 1968	5,528,503.99
Sewers and Sewage Processing	4,329,878.90	1	Vacant Land	Collected in 1968	4,465,291.30
Garbage and Trash Disposal	4,567,382.39	2	Residential	Cancelled, Abated or Adjusted (1968)	488,461.54
Public Buildings and Grounds	2,248,920.57	3	Farm	Transfers to Tax Title Liens	13,429.10
Other Public Works	318,134.40	4a	Commercial	Balance December 31, 1968	561,322.04
HEALTH and WELFARE		4b	Industrial		
Health Services Except Environmental	1,453,990.14	4c	Apartments		
Welfare-Public Assistance	418,381.05	Total Valuation			
Hospitals, Clinics, First Aid	129,255.00			TAX TITLE LIENS OUTSTANDING	
Animal, Insect, & Rodent Control	34,358.46	CAPITAL DEBT AUTHORIZED, DECEMBER 31, 1968		Balance January 1, 1968	296,874.25
Other Welfare Services	1,200.00	ISSUED AND UNISSUED	GROSS DEBT	Transfers From Taxes	70,644.01
RECREATION and CONSERVATION		School	18,798,875.70	Redeemed in 1968	62,677.17
Beaches and Boardwalks		Self-liquidating	82,270,025.24	Cancelled, Abated or Adjusted (1968)	15,405.21
Parks, Playgrounds, Shade Trees	2,294,046.15	Other	88,875,815.18	Balance December 31, 1968	289,435.88
Land Reclamation & Conservation		Total		PROPERTY ACQUIRED BY DEED OR FORECLOSURE	
Other Recreational Services	1,404,165.58	ISSUED AND OUTSTANDING		Balance January 1, 1968	5,691,760.50
EDUCATION (excluding schools)		School	165,326,317.35	Transfers From Liens	128,310.35
Libraries	3,186,378.60	Self-liquidating	16,757,407.63	Sale for Cash (1968)	815,841.32
Other Educational Services	2,024,995.50	Other	66,571,584.32	Cancelled, Abated or Adjusted (1968)	2,795.35
STATUTORY EXPENDITURES		Total	248,655,309.30	Balance December 31, 1968	5,001,435.18
Pensions & F. I. C. A.	4,771,993.83	EQUALIZED VALUATION BASIS	3,395,916,185.97	CURRENT FINANCES DECEMBER 31, 1968	
Employee Fringe Benefits	1,498,863.52	1968 CAPITAL OUTLAY	25,616,347.39	ASSETS	
Other Statutory Expenditures		Beaches and Boardwalks	1,662,013.73	Cash on Hand Dec. 31, 1968	40,536,084.64
TOTAL MUNICIPAL FUNCTIONS	74,759,631.88	Parks and Playgrounds	6,081,330.57	Taxes Receivable	5,148,937.90
CAPITAL IMPROVEMENTS	2,847,422.76	Public Buildings and Grounds	1,807,349.81	Tax Title Liens	289,435.88
DEBT SERVICE		Vehicular Equipment	2,671,983.03	Foreclosed Property	5,001,435.18
Principal Payments	3,640,918.45	Streets, Roads, Sidewalks, Storm Sewers	9,853,938.20	Emergencies & Other Deferred Charges	1,628,724.52
Interest Payments	2,251,810.78	Sewer System	804,075.82	State Aid Receivable	1,661,970.06
Other Debt Administration		Water System		Other Receivables	562,593.31
DEFERRED CHARGES	2,100,534.83	Other Utilities		Total	54,829,181.49
SCHOOL, COUNTY, SPECIAL DISTRICT TAXES	157,459,922.43	Hospitals and Clinics		LIABILITIES	
RESERVE FOR UNCOLLECTED TAXES	9,450,272.38	Garbage and Trash Disposal Facilities		Cash Liabilities	17,561,812.57
TOTAL EXPENDITURES	252,510,513.51	Health Equipment	1,375,006.03	Reserves For Receivables	11,026,677.27
		Library and Education Facilities		Surplus on Hand Dec. 31, 1968	26,240,691.65
		Conservation and Recreation	1,360,650.20	Total	54,829,181.49
		Other Expenditures			

BURLINGTON COUNTY

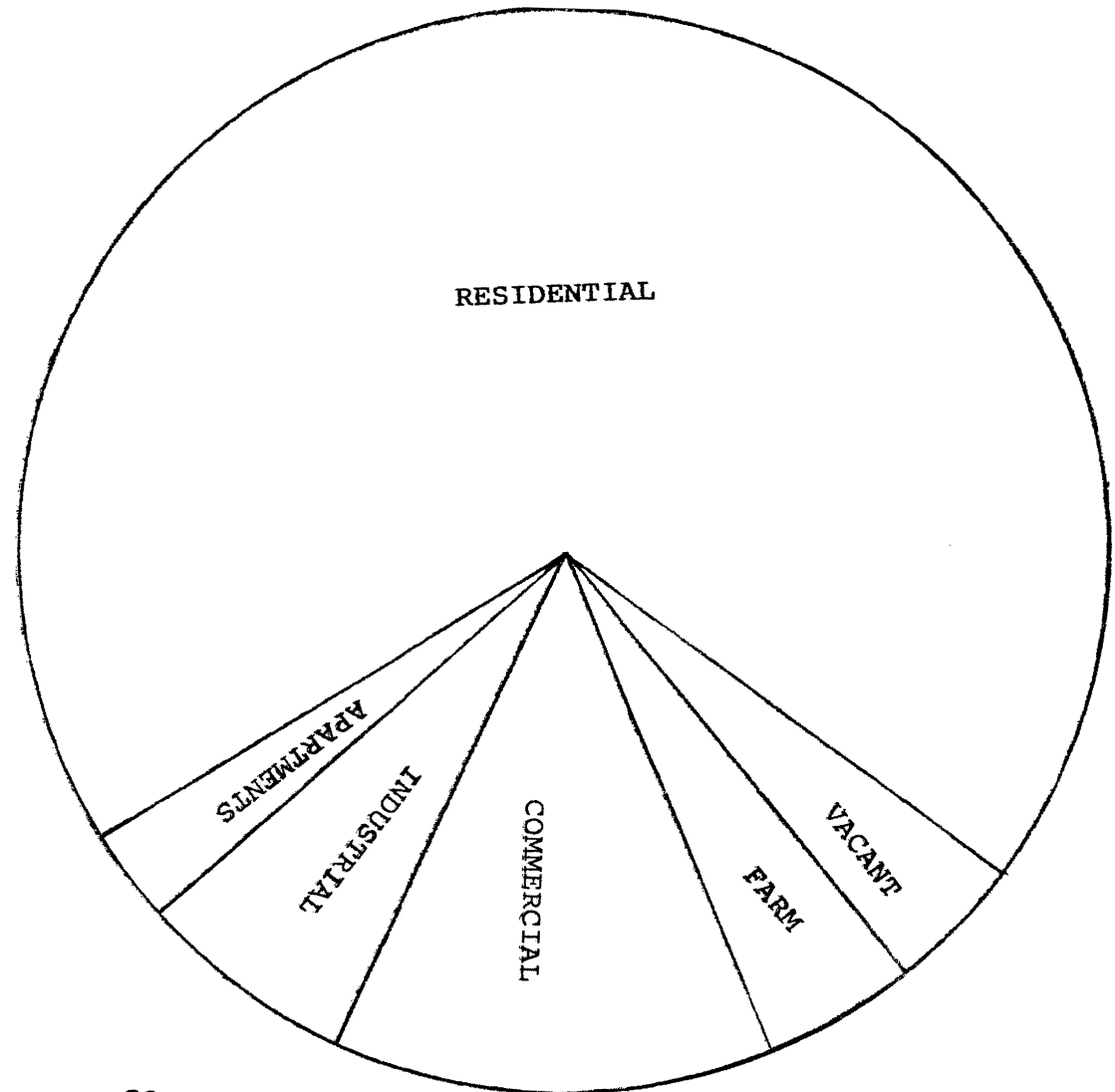
DISTRIBUTION OF RATABLES

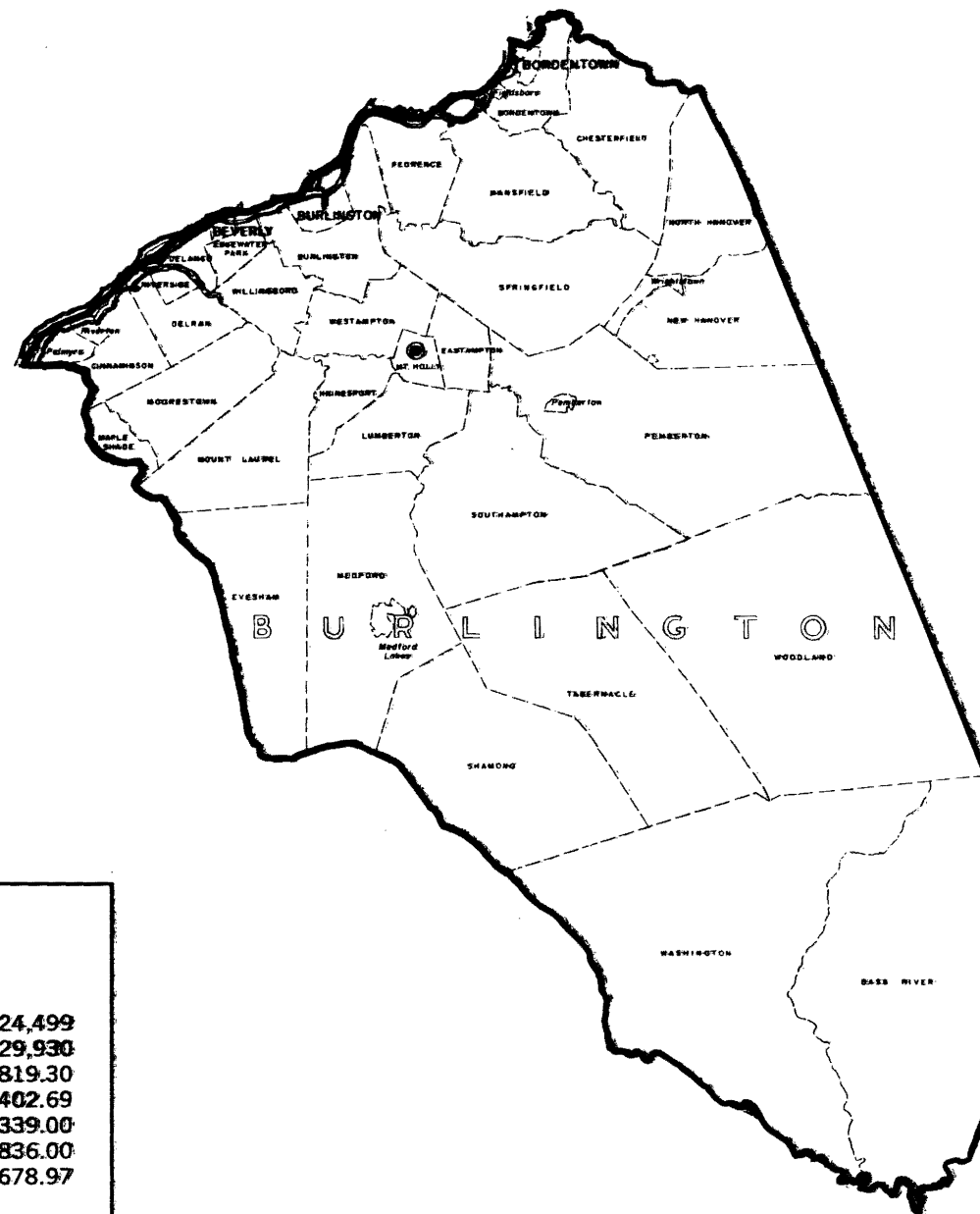
PERCENTAGE DISTRIBUTION OF RATABLES

Vacant	4.2
Residential	68.9
Farm	4.5
Commercial	13.4
Industrial	6.4
Apartments	2.6

NUMBER OF PARCELS

Vacant	20,604
Residential	61,562
Farm	3,155
Commercial	3,352
Industrial	330
Apartments	205





BURLINGTON COUNTY

COUNTY SEAT: MOUNT HOLLY

Population Census, 1960	224,499
Population Census, 1968 Est.	329,930
Land Area (Sq. Mi.)	819.30
Density (Per Sq. Mi.)	402.69
Net Valuation Taxable	\$1,238,199,339.00
Equalized Valuation	\$1,368,752,836.00
Tax Levy (Including Bank Stock Tax) \$	7,427,678.97

Moody's Bond Rating — No Rating

0300
Population 1960 224,499
Population 1968 329,930

Moody Rating
Land Area 819.30 Sq. Miles

Net Valuation Taxable 1,238,199,339

Net Valuation on Which County Taxes
are apportioned: 1,396,519,619

BURLINGTON COUNTY

PER CAPITA:

Gross Debt 42.52
Net Debt 42.52
Debt Service 1.23
Total Tax Levy 22.25
County Functions 32.89

PER CENT:

Gross Debt 1.12
Net Debt 1.12

1968 EXPENDITURES		1968 EXPENDITURES (cont'd.)		1968 REVENUES REALIZED	
GENERAL GOVERNMENT					
Governing Body and Public Boards	213,500.00			1968 Property Taxes	7,341,348.91
Clerk (County and Register)	211,350.00			Collateral Inheritance Tax	50,700.05
Financial Administration	38,300.00	EDUCATION (excluding schools)		Financial Business Tax	6,482.57
Board of Taxation: Tax Assessment	18,050.00	County Superintendent of Schools	46,300.00	Franchise Tax	
Planning, Housing, Development	72,965.00	Vocational Schools	401,800.00	BANK STOCK TAX	82,580.06
Elections	155,225.00	County College		Other Miscellaneous Tax	
Other General Administration	170,003.00	County Extension Services	48,800.00	State Aid Revenues	1,632,954.63
JUDICIARY		Libraries		Federal Aid Revenues	
County Courts	228,550.00	Other Educational Services	212,945.92	Institutional Revenues	723,951.25
District Courts	46,150.00	STATUTORY EXPENDITURES		Courts	334,563.00
Juvenile Courts	10,860.00	Pensions & F.I.C.A.	453,106.02	County Clerk & Register	47,417.78
Superior Court		Employee Fringe Benefits	144,755.00	Surrogate	53,802.25
Jury Commission	105,100.00	Other Statutory Expenditures		Sheriff	58,224.92
Law Library	4,000.00			Other Miscellaneous Revenues	190,682.05
Prosecutor's Office	186,550.00	TOTAL ----- COUNTY FUNCTIONS	10,255,071.65	TOTAL 1968 REVENUES	10,522,707.47
Surrogate's Office	46,050.00	CAPITAL IMPROVEMENTS	30,000.00	Prior Years Surplus Appropriated	500,000.00
Probation Office	190,700.00	DEBT SERVICE		TOTAL BUDGET REVENUES	11,022,707.47
Other Judicial		Principal Payments	365,939.28	CURRENT FINANCES DECEMBER 31, 1968	
PUBLIC SAFETY		Interest Payments	102,890.99	ASSETS	
Police		Other Debt Administration		Cash on Hand Dec. 31, 1968	2,319,284.32
Sheriff's Office	182,600.00	DEFERRED CHARGES	159,527.75	Taxes Receivable	
Civil Defense & Disaster Control	48,450.00	RESERVE FOR UNCOLLECTED TAXES		Emergencies and Other Deferred Charges	154,560.92
Environmental Inspection & Control		TOTAL EXPENDITURES	10,853,429.67	State Aid Receivable	1,687,999.00
Weights & Measures	20,400.00	CAPITAL DEBT AUTHORIZED, DECEMBER 31, 1968		Other Aid Receivable	143,740.42
Correctional & Penal	228,200.00	ISSUED AND UNISSUED	GROSS DEBT	TOTAL ASSETS	4,305,584.66
Other Public Safety	4,750.00	School		LIABILITIES	
PUBLIC WORKS		Self-liquidating		Cash Liabilities	3,526,602.27
Roads & Bridges, Streets, Drainage		Other	14,029,846.22	Reserves for Receivables	143,740.42
State Aid Motor Vehicle Fund	1,682,224.20	Total	14,029,846.22	Surplus on Hand Dec. 31, 1968	635,241.97
County Funds	1,122,116.93	ISSUED AND OUTSTANDING		TOTAL LIABILITIES	4,305,584.66
Other Roads & Bridges		School			
Public Bldgs. & Grounds	229,000.00	Self-liquidating			
Other Public Works		Other	8,379,846.22		
HEALTH & WELFARE		Total	8,379,846.22		
County Health Department	335,229.58	EQUALIZED VALUATION BASIS			
Mental Health Activities	1,083,900.00				
Tubercular Patient Care	20,500.00				
County Hospitals, Homes	594,163.16				
County Aid to Hospitals	300,000.00				
Health Clinics					
Mosquito Extermination	156,326.00				
Health Services Except Environmental	25,500.00				
County Welfare Board - Welfare	852,436.84				
Child Welfare	338,889.00				
Other Welfare Services	19,326.00				
RECREATION AND CONSERVATION					
Parks, Playgrounds, Shade Trees	6,000.00				
Land Reclamation & Conservation					
Other Recreational Services					

BURLINGTON COUNTY - SUMMARY OF MUNICIPAL DATA

1968 EXPENDITURES		1968 REVENUES		1968 PROPERTY TAX	
GENERAL GOVERNMENT					
Governing Body & Public Boards	13,250.00	1968 Property Taxes Collected	40,266,363.85	Local District School Taxes	24,452,055.32
Municipal Clerk	14,851.00	1968 Payments in Lieu of Taxes	32,808.65	Regional & Consolidated School Taxes	3,888,096.89
Financial Administration	242,022.59	Delinquent Tax & Lien Collections	2,319,660.69	School Taxes in Municipal Budget	236,855.30
Assessment of Taxes	268,643.93	Business Personalty Replacement Taxes	2,312,605.00	County Taxes	7,341,348.91
Collection of Taxes	292,047.69	Taxes from Public Utilities	5,441,590.66	County Library Taxes	330,000.00
Planning, Housing & Development	161,947.27	Other Miscellaneous Tax Revenues	6,000.21	Local Municipal Purpose Taxes	5,550,989.43
Elections	8,155.00	State Aid Revenues	709,240.17	Veteran & Senior Citizen Taxes	1,436,750.00
General Administration (other)	1,513,238.05	Federal Aid Revenues		Total Taxes for Rate Computation	43,236,095.85
JUDICIARY		Sale of Acquired Property	47,135.60	Special District Taxes	146,288.87
Municipal Courts	237,277.85	Other Miscellaneous Revenues	2,456,959.36	Bank Stock Taxes	84,979.68
PUBLIC SAFETY		Total 1968 Revenues	53,592,364.19	Added and Omitted Taxes	1,028,624.94
Fire Protection	575,371.82	Prior Years Surplus Appropriated	3,202,382.17	Total Taxes Levied	43,059,239.34
Police Protection	2,999,097.47	TOTAL REVENUES	56,794,746.36	1968 TAXES COLLECTED	36,639,310.63
Civil Defense & Disaster Control	54,133.25	1968 REAL PROPERTY VALUATIONS - ASSESSED		1968 Taxes Cancelled, Abated or Adjusted	97,420.34
Environmental Inspection & Control	119,605.19			Transfer To Tax Title Liens	95,728.53
Other Public Safety	27,975.00	Code	Class	Balance Outstanding Dec. 31, 1968	2,679,391.59
PUBLIC WORKS		1	Vacant Land	PRIOR YEARS TAXES OUTSTANDING	
Streets and Drainage	3,169,043.70	2	Residential		
Sewers and Sewage Processing	184,026.24	3	Farm	Balance January 1, 1968	2,586,113.23
Garbage and Trash Disposal	1,255,543.36	4a	Commercial	Collected in 1968	2,174,884.80
Public Buildings and Grounds	568,014.61	4b	Industrial	Cancelled, Abated or Adjusted (1968)	32,718.81
Other Public Works	151,622.00	4c	Apartments	Transfers to Tax Title Liens	24,214.05
HEALTH and WELFARE		Total Valuation		Balance December 31, 1968	354,295.57
Health Services Except Environmental	151,736.15	CAPITAL DEBT AUTHORIZED, DECEMBER 31, 1968		TAX TITLE LIENS OUTSTANDING	
Welfare-Public Assistance	186,008.73	ISSUED AND UNISSUED	GROSS DEBT		
Hospitals, Clinics, First Aid	1,000.00	School	61,443,949.64	Balance January 1, 1968	576,429.77
Animal, Insect, & Rodent Control	28,918.77	Self-liquidating	10,132,692.72	Transfers From Taxes	122,457.52
Other Welfare Services		Other	6,985,219.08	Redeemed in 1968	144,775.89
RECREATION and CONSERVATION		Total	78,561,861.44	Cancelled, Abated or Adjusted (1968)	12,516.00
Beaches and Boardwalks	13,000.00	ISSUED AND OUTSTANDING		Balance December 31, 1968	541,595.40
Parks, Playgrounds, Shade Trees	326,661.55	School	44,104,382.70	PROPERTY ACQUIRED BY DEED OR FORECLOSURE	
Land Reclamation & Conservation		Self-liquidating	8,063,200.30		
Other Recreational Services	234,940.60	Other	4,880,845.10	Balance January 1, 1968	879,056.80
EDUCATION (excluding schools)		Total	57,048,428.10	Transfers From Liens	38,500.00
Libraries	299,087.70	EQUALIZED VALUATION BASIS		Sale for Cash (1968)	24,615.60
Other Educational Services	913,278.00		1,248,607,555.01	Cancelled, Abated or Adjusted (1968)	1,800.00
STATUTORY EXPENDITURES		1968 CAPITAL OUTLAY	1,774,510.83	Balance December 31, 1968	891,141.20
Pensions & F. I. C. A.	604,513.56	Beaches and Boardwalks		CURRENT FINANCES DECEMBER 31, 1968	
Employee Fringe Benefits	208,218.55	Parks and Playgrounds	22,040.94		
Other Statutory Expenditures		Public Buildings and Grounds	163,495.35	ASSETS	
TOTAL MUNICIPAL FUNCTIONS	14,823,229.63	Vehicular Equipment	238,581.69	Cash on Hand Dec. 31, 1968	19,552,239.16
CAPITAL IMPROVEMENTS	537,739.50	Streets, Roads, Sidewalks, Storm Sewers	672,183.77	Taxes Receivable	3,033,687.16
DEBT SERVICE		Sewer System	373,528.35	Tax Title Liens	541,595.40
Principal Payments	743,585.00	Water System	148,109.03	Foreclosed Property	891,141.20
Interest Payments	371,762.38	Other Utilities		Emergencies & Other Deferred Charges	555,936.78
Other Debt Administration		Hospitals and Clinics		State Aid Receivable	936,558.81
DEFERRED CHARGES	576,458.27	Garbage and Trash Disposal Facilities		Other Receivables	384,866.63
SCHOOL, COUNTY, SPECIAL DISTRICT TAXES	36,394,645.29	Health Equipment		Total	25,896,025.14
RESERVE FOR UNCOLLECTED TAXES	3,477,989.31	Library and Education Facilities		LIABILITIES	
		Conservation and Recreation		Cash Liabilities	13,794,987.58
TOTAL EXPENDITURES	56,925,409.38	Other Expenditures	156,571.70	Reserves For Receivables	4,851,290.39
				Surplus on Hand Dec. 31, 1968	7,249,747.17
				Total	25,896,025.14

CAMDEN COUNTY

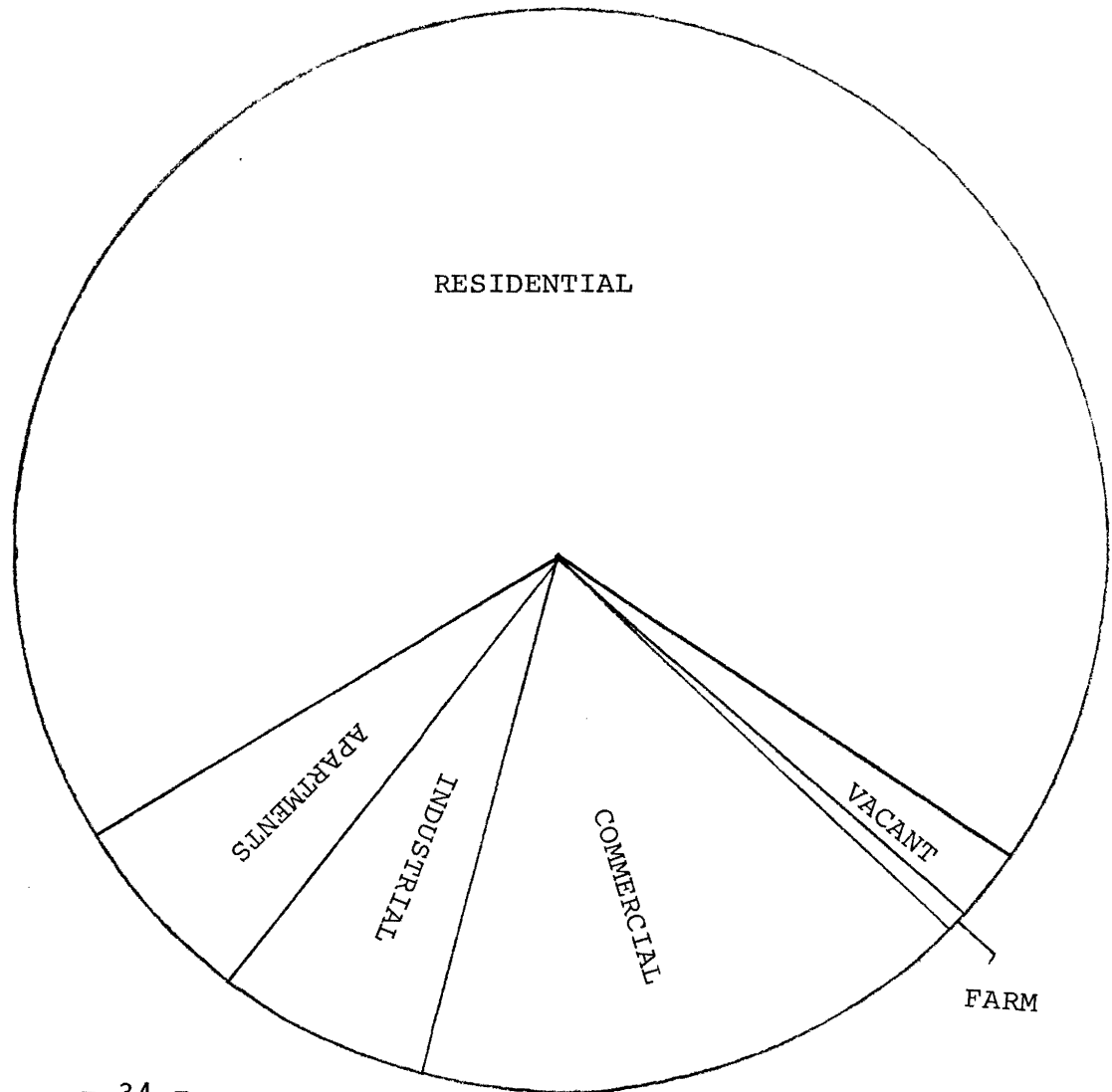
DISTRIBUTION OF RATABLES

PERCENTAGE DISTRIBUTION OF RATABLES

Vacant	2.1
Residential	68.0
Farm	.6
Commercial	16.9
Industrial	6.5
Apartments	5.9

NUMBER OF PARCELS

Vacant	16,895
Residential	109,196
Farm	846
Commercial	7,471
Industrial	666
Apartments	378





CAMDEN COUNTY

COUNTY SEAT: CAMDEN

Population Census, 1960	392,035
Population Census, 1968 Est.	472,310
Land Area (Sq. Mi.)	222.13
Density (Per Sq. Mi.)	2,126.27
Net Valuation Taxable	\$ 926,515,416.00
Equalized Valuation	\$2,044,362,868.00
Tax Levy (Including Bank Stock Tax) \$	20,392,762.48

Moody's Bond Rating — A

0400
Population 1960 392,035
Population 1968 471,310

Moody Rating A
Land Area 222.16 Sq. Miles

Net Valuation Taxable 926,515,416

Net Valuation on Which County Taxes
are apportioned: 2,082,679,797

CAMDEN COUNTY

PER CAPITA:

Gross Debt 68.66
Net Debt 68.66
Debt Service 3.48
Total Tax Levy 42.89
County Functions 54.65

PER CENT:

Gross Debt 1.69
Net Debt 1.69

1968 EXPENDITURES		1968 EXPENDITURES (cont'd.)		1968 REVENUES REALIZED	
GENERAL GOVERNMENT		EDUCATION (excluding schools)		1968 Property Taxes	
Governing Body and Public Boards	176,550.00	County Superintendent of Schools	26,595.00	Collateral Inheritance Tax	20,218,930.31
Clerk (County and Register)	505,290.00	Vocational Schools	807,610.00	Financial Business Tax	65,816.52
Financial Administration	76,081.00	County College	260,371.00	Franchise Tax	71,245.28
Board of Taxation: Tax Assessment	78,875.00	County Extension Services	72,220.00	BANK STOCK TAX	173,832.17
Planning, Housing, Development	180,730.00	Libraries		Other Miscellaneous Tax	
Elections	388,570.00	Other Educational Services	402,150.00	State Aid Revenues	2,665,403.74
Other General Administration	1,505,170.00	STATUTORY EXPENDITURES		Federal Aid Revenues	
JUDICIARY		Pensions & F.I.C.A.	1,086,100.00	Institutional Revenues	1,668,995.14
County Courts	558,650.00	Employee Fringe Benefits	300,000.00	Courts	397,142.44
District Courts	98,060.00	Other Statutory Expenditures		County Clerk & Register	84,471.83
Juvenile Courts	67,580.00			Surrogate	132,175.80
Superior Court				Sheriff	
Jury Commission	179,620.00	TOTAL ----- COUNTY FUNCTIONS	23,124,258.58	Other Miscellaneous Revenues	596,907.56
Law Library	4,000.00	CAPITAL IMPROVEMENTS	100,000.00	TOTAL 1968 REVENUES	24,881,105.67
Prosecutor's Office	358,060.00	DEBT SERVICE		Prior Years Surplus Appropriated	980,000.00
Surrogate's Office	71,710.00	Principal Payments	1,146,000.00	TOTAL BUDGET REVENUES	25,861,105.67
Probation Office	409,324.00	Interest Payments	498,671.67	CURRENT FINANCES DECEMBER 31, 1968	
Other Judicial	15,500.00	Other Debt Administration		ASSETS	
PUBLIC SAFETY		DEFERRED CHARGES	889,049.23	Cash on Hand Dec. 31, 1968	3,604,097.83
Police		RESERVE FOR UNCOLLECTED TAXES		Taxes Receivable	
Sheriff's Office	192,200.00	TOTAL EXPENDITURES	25,757,979.48	Emergencies and Other Deferred Charges	167,079.50
Civil Defense & Disaster Control	26,330.00			State Aid Receivable	1,947,587.00
Environmental Inspection & Control		CAPITAL DEBT AUTHORIZED, DECEMBER 31, 1968		Other Aid Receivable	714,211.39
Weights & Measures	32,690.00	ISSUED AND UNISSUED		TOTAL ASSETS	6,432,975.72
Correctional & Penal	690,160.00	School		LIABILITIES	
Other Public Safety	3,260.00	Self-liquidating	32,362,700.00	Cash Liabilities	3,435,821.78
PUBLIC WORKS		Other	32,362,700.00	Reserves for Receivables	714,211.39
Roads & Bridges, Streets, Drainage	1,710,770.00	Total	32,362,700.00	Surplus on Hand Dec. 31, 1968	2,282,942.55
State Aid Motor Vehicle Fund	1,384,170.00	ISSUED AND OUTSTANDING		TOTAL LIABILITIES	6,432,975.72
County Funds		School			
Other Roads & Bridges	562,071.00	Self-liquidating	20,382,200.00		
Public Bldgs. & Grounds		Other	20,382,200.00		
Other Public Works		Total	20,382,200.00		
HEALTH & WELFARE		EQUALIZED VALUATION BASIS	1,906,735,686.66		
County Health Department	496,506.00	1968 CAPITAL OUTLAY	5,855,636.22		
Mental Health Activities	3,321,695.58	Beaches and Boardwalks	905.44		
Tubercular Patient Care	680,290.00	Parks and Playgrounds	42,759.48		
County Hospitals, Homes	1,596,450.00	Public Buildings and Grounds			
County Aid to Hospitals	602,000.00	Vehicular Equipment			
Health Clinics	4,600.00	Streets, Roads, Sidewalks, Storm Sewers	2,247,906.03		
Mosquito Extermination	145,400.00	Sewer System			
Health Services Except Environmental	26,500.00	Water System			
County Welfare Board - Welfare	3,398,000.00	Other Utilities			
Child Welfare	531,350.00	Hospitals and Clinics			
Other Welfare Services	91,000.00	Garbage and Trash Disposal Facilities			
RECREATION AND CONSERVATION		Health Equipment			
Parks, Playgrounds, Shade Trees		Library and Education Facilities	3,564,065.27		
Land Reclamation & Conservation		Conservation and Recreation			
Other Recreational Services		Other Expenditures			

CAMDEN COUNTY - SUMMARY OF MUNICIPAL DATA

1968 EXPENDITURES		1968 REVENUES		1968 PROPERTY TAX	
GENERAL GOVERNMENT					
Governing Body & Public Boards	110,645.22	1968 Property Taxes Collected	73,187,460.47	Local District School Taxes	34,270,152.90
Municipal Clerk	110,548.00	1968 Payments in Lieu of Taxes	204,622.33	Regional & Consolidated School Taxes	4,825,072.73
Financial Administration	402,681.27	Delinquent Tax & Lien Collections	3,754,579.96	School Taxes in Municipal Budget	14,595.00
Assessment of Taxes	434,294.14	Business Personalty Replacement Taxes	5,045,099.78	County Taxes	20,218,930.31
Collection of Taxes	564,932.30	Taxes from Public Utilities	5,555,206.79	County Library Taxes	100,000.00
Planning, Housing & Development	256,954.71	Other Miscellaneous Tax Revenues	10,216.16	Local Municipal Purpose Taxes	15,861,390.14
Elections	46,484.40	State Aid Revenues	621,566.86	Veteran & Senior Citizen Taxes	2,443,712.00
General Administration (other)	2,452,044.26	Federal Aid Revenues	91,065.77	Total Taxes for Rate Computation	77,733,853.08
JUDICIARY		Sale of Acquired Property	314,318.94	Special District Taxes	611,023.62
Municipal Courts	320,831.22	Other Miscellaneous Revenues	3,799,090.10	Bank Stock Taxes	173,832.18
PUBLIC SAFETY		Total 1968 Revenues	92,589,562.35	Added and Omitted Taxes	1,164,206.31
Fire Protection	3,339,079.69	Prior Years Surplus Appropriated	4,623,492.33	Total Taxes Levied	77,239,203.19
Police Protection	7,219,530.85	TOTAL REVENUES	97,213,054.68	1968 TAXES COLLECTED	73,187,460.47
Civil Defense & Disaster Control	79,457.25	1968 REAL PROPERTY VALUATIONS - ASSESSED		1968 Taxes Cancelled, Abated or Adjusted	359,326.21
Environmental Inspection & Control	381,004.03	Code	Class	Transfer To Tax Title Liens	107,293.86
Other Public Safety	24,800.00	1	Vacant Land	Balance Outstanding Dec. 31, 1968	3,669,488.70
PUBLIC WORKS		2	Residential		
Streets and Drainage	4,958,241.73	3	Farm	PRIOR YEARS TAXES OUTSTANDING	
Sewers and Sewage Processing	196,068.33	4a	Commercial	Balance January 1, 1968	5,223,096.64
Garbage and Trash Disposal	1,672,143.99	4b	Industrial	Collected in 1968	3,370,860.33
Public Buildings and Grounds	1,026,361.17	4c	Apartments	Cancelled, Abated or Adjusted (1968)	64,836.07
Other Public Works		Total Valuation		Transfers to Tax Title Liens	18,385.22
HEALTH and WELFARE		CAPITAL DEBT AUTHORIZED, DECEMBER 31, 1968		Balance December 31, 1968	1,769,015.02
Health Services Except Environmental	610,474.92	ISSUED AND UNISSUED	GROSS DEBT	TAX TITLE LIENS OUTSTANDING	
Welfare-Public Assistance	451,915.55	School	88,605,493.00	Balance January 1, 1968	1,219,566.51
Hospitals, Clinics, First Aid	121,800.00	Self-liquidating	26,718,284.52	Transfers From Taxes	126,417.30
Animal, Insect, & Rodent Control	50,620.33	Other	16,577,796.12	Redeemed in 1968	384,663.19
Other Welfare Services	281,900.00	Total	31,901,573.64	Cancelled, Abated or Adjusted (1968)	37,202.87
RECREATION and CONSERVATION		ISSUED AND OUTSTANDING		Balance December 31, 1968	924,117.75
Beaches and Boardwalks		School	78,381,493.00	PROPERTY ACQUIRED BY DEED OR FORECLOSURE	
Parks, Playgrounds, Shade Trees	868,459.43	Self-liquidating	26,023,681.33	Balance January 1, 1968	3,023,879.36
Land Reclamation & Conservation		Other	14,470,755.73	Transfers From Liens	1,295.00
Other Recreational Services	164,505.92	Total	118,875,930.06	Sale for Cash (1968)	311,793.94
EDUCATION (excluding schools)		EQUALIZED VALUATION BASIS	1,906,735,686.32	Cancelled, Abated or Adjusted (1968)	
Libraries	739,072.10	1968 CAPITAL OUTLAY	2,754,564.02	Balance December 31, 1968	2,713,380.42
Other Educational Services	70,992.11	Beaches and Boardwalks		CURRENT FINANCES DECEMBER 31, 1968	
STATUTORY EXPENDITURES		Parks and Playgrounds	109,957.60	ASSETS	
Pensions & F. I. C. A.	2,105,289.10	Public Buildings and Grounds	165,624.17	Cash on Hand Dec. 31, 1968	14,113,237.10
Employee Fringe Benefits	517,849.39	Vehicular Equipment	183,427.76	Taxes Receivable	5,438,503.72
Other Statutory Expenditures		Streets, Roads, Sidewalks, Storm Sewers	533,869.18	Tax Title Liens	924,117.75
TOTAL MUNICIPAL FUNCTIONS	29,578,981.41	Sewer System	223,967.44	Foreclosed Property	2,713,380.42
CAPITAL IMPROVEMENTS	453,114.14	Water System	255,597.66	Emergencies & Other Deferred Charges	537,422.55
DEBT SERVICE		Other Utilities		State Aid Receivable	877,870.19
Principal Payments	1,398,013.10	Hospitals and Clinics		Other Receivables	656,967.21
Interest Payments	485,785.29	Garbage and Trash Disposal Facilities		Total	25,261,498.94
Other Debt Administration		Health Equipment		LIABILITIES	
DEFERRED CHARGES	378,644.63	Library and Education Facilities	3,397.22	Cash Liabilities	6,125,328.08
SCHOOL, COUNTY, SPECIAL DISTRICT TAXES	60,039,774.56	Conservation and Recreation		Reserves For Receivables	9,681,253.73
RESERVE FOR UNCOLLECTED TAXES	5,449,659.43	Other Expenditures	1,278,822.99	Surplus on Hand Dec. 31, 1968	9,454,917.13
TOTAL EXPENDITURES	97,783,972.56			Total	25,261,498.94

CAPE MAY COUNTY

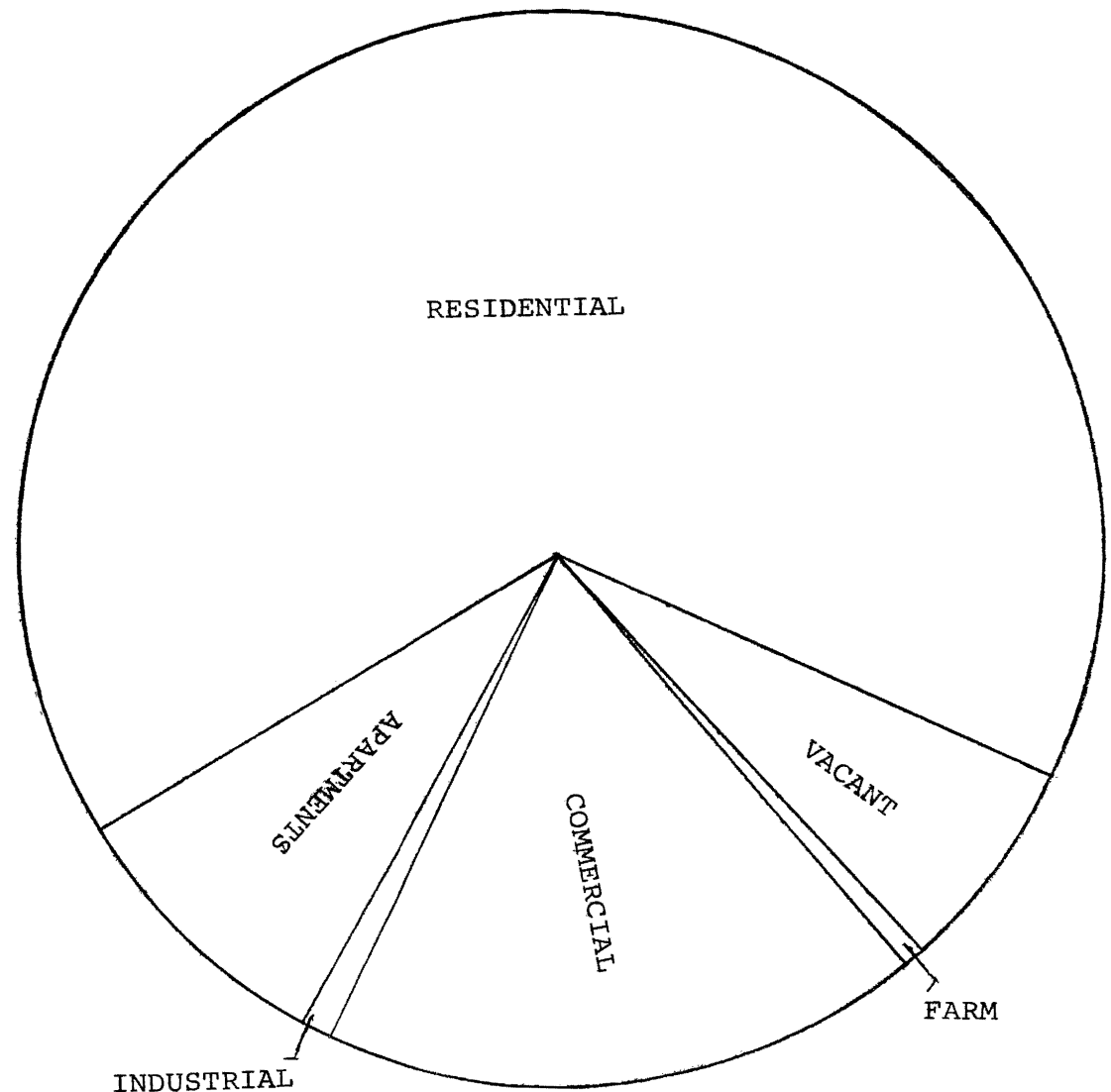
DISTRIBUTION OF RATABLES

PERCENTAGE DISTRIBUTION OF RATABLES

Vacant	6.4
Residential	65.6
Farm	.5
Commercial	18.2
Industrial	.9
Apartments	8.4

NUMBER OF PARCELS

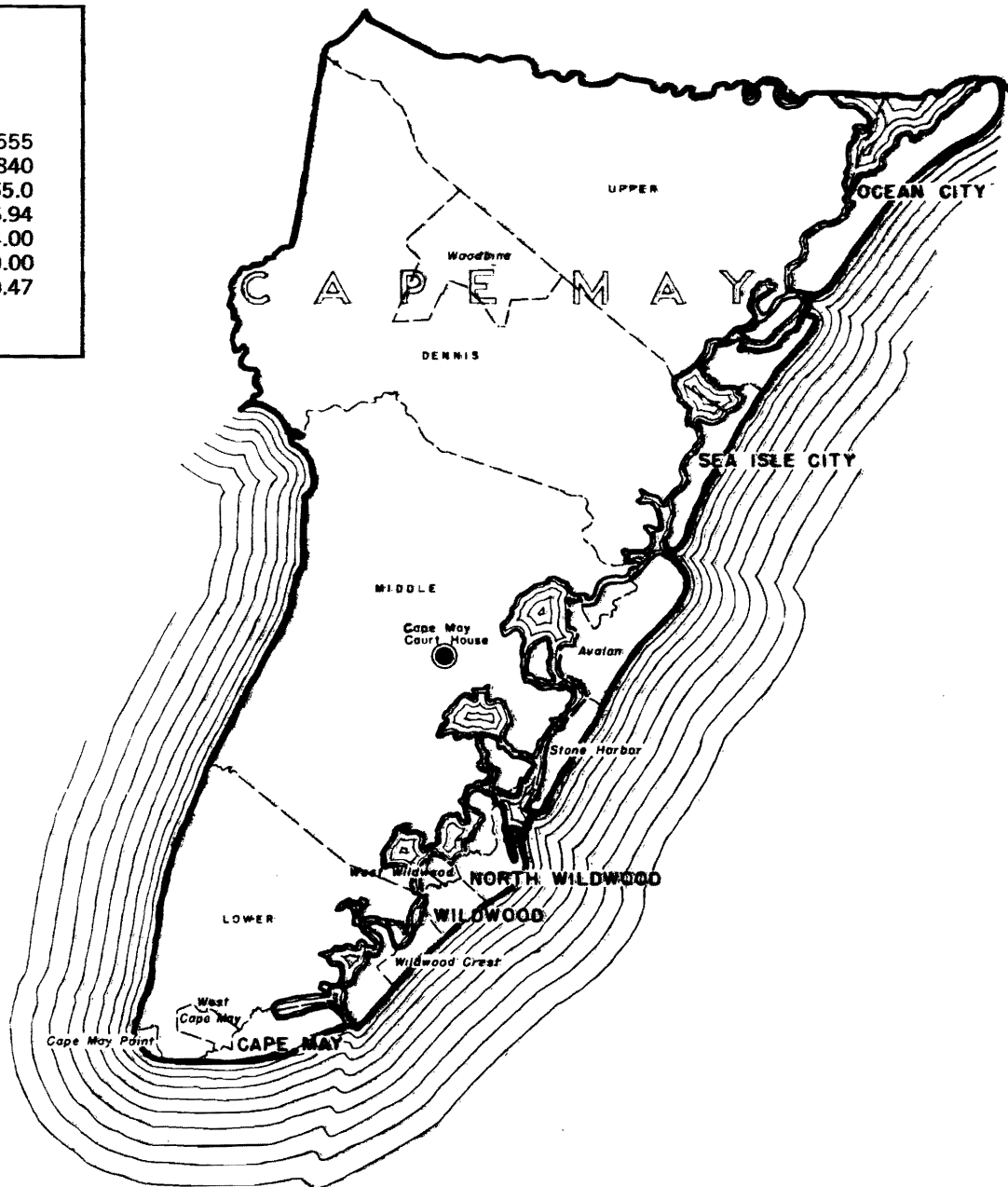
Vacant	24,765
Residential	35,565
Farm	393
Commercial	3,210
Industrial	54
Apartments	1,791



CAPE MAY COUNTY

COUNTY SEAT: CAPE MAY COURT HOUSE

Population Census, 1960	48,555
Population Census, 1968 Est.	54,840
Land Area (Sq. Mi.)	265.0
Density (Per Sq. Mi.)	206.94
Net Valuation Taxable	\$651,118,874.00
Equalized Valuation	\$740,648,560.00
Tax Levy (Including Bank Stock Tax) .	\$ 3,967,310.47
Moody's Bond Rating — Baa	



0500
Population 1960 **48,555**
Population 1968 **54,840**

Moody Rating **BAA**
Land Area **265.34** Sq. Miles

Net Valuation Taxable **651,118,874**
Net Valuation on Which County Taxes
are apportioned: **740,918,626**

CAPE MAY COUNTY

PER CAPITA:
Gross Debt **156.05**
Net Debt **74.08**
Debt Service **5.45**
Total Tax Levy **71.78**
County Functions **105.79**

PER CENT:
Gross Debt **1.24**
Net Debt **.59**

1968 EXPENDITURES GENERAL GOVERNMENT	1968 EXPENDITURES (cont'd.)	1968 REVENUES REALIZED
Governing Body and Public Boards 88,957.00	EDUCATION (excluding schools)	1968 Property Taxes 3,936,913.92
Clerk (County and Register) 107,985.00	County Superintendent of Schools 25,570.00	Collateral Inheritance Tax 24,763.88
Financial Administration 47,459.00	Vocational Schools 130,330.00	Financial Business Tax
Board of Taxation; Tax Assessment 18,770.00	County College	Franchise Tax
Planning, Housing, Development 98,455.00	County Extension Services 43,691.00	BANK STOCK TAX 30,396.55
Elections 108,234.00	Libraries	Other Miscellaneous Tax
Other General Administration 272,119.00	Other Educational Services 18,202.50	State Aid Revenues 305,883.56
JUDICIARY	STATUTORY EXPENDITURES	Federal Aid Revenues
County Courts 65,826.00	Pensions & F.I.C.A. 290,124.00	Institutional Revenues 556,395.80
District Courts 10,449.00	Employee Fringe Benefits 78,250.00	Courts 140,017.18
Juvenile Courts	Other Statutory Expenditures	County Clerk & Register 23,672.01
Superior Court		Surrogate 15,563.86
Jury Commission 33,223.00		Sheriff
Law Library 11,379.00	TOTAL ----- COUNTY FUNCTIONS 5,426,091.48	Other Miscellaneous Revenues 110,013.93
Prosecutor's Office 104,464.00	CAPITAL IMPROVEMENTS 35,146.00	TOTAL 1968 REVENUES 4,923,592.83
Surrogate's Office 41,762.00	DEBT SERVICE	Prior Years Surplus Appropriated 460,000.00
Probation Office 96,010.00	Principal Payments 175,000.00	TOTAL BUDGET REVENUES 5,383,592.83
Other Judicial	Interest Payments 123,952.00	
PUBLIC SAFETY	Other Debt Administration	CURRENT FINANCES DECEMBER 31, 1968
Police	DEFERRED CHARGES 41,659.75	ASSETS
Sheriff's Office 68,222.00	RESERVE FOR UNCOLLECTED TAXES	Cash on Hand Dec. 31, 1968 1,153,573.30
Civil Defense & Disaster Control 24,828.00		Taxes Receivable
Environmental Inspection & Control	TOTAL EXPENDITURES 5,801,849.23	Emergencies and Other Deferred Charges 381,000.00
Weights & Measures 10,464.00		State Aid Receivable 152,679.15
Correctional & Penal 108,438.00		Other Aid Receivable 56,777.85
Other Public Safety		TOTAL ASSETS 1,744,030.30
PUBLIC WORKS	CAPITAL DEBT AUTHORIZED, DECEMBER 31, 1968	LIABILITIES
Roads & Bridges, Streets, Drainage 136,500.00	ISSUED AND UNISSUED	Cash Liabilities 974,389.50
State Aid Motor Vehicle Fund 314,336.26	School	Reserves for Receivables 56,777.85
County Funds 547,000.00	Self-liquidating	Surplus on Hand Dec. 31, 1968 712,862.95
Other Roads & Bridges	Other 8,557,900.00	TOTAL LIABILITIES 1,744,030.30
Public Bldgs. & Grounds 201,855.00	Total 8,557,900.00	
Other Public Works 368,704.00		
HEALTH & WELFARE	ISSUED AND OUTSTANDING	
County Health Department 260,400.00	School	
Mental Health Activities 250,500.00	Self-liquidating	
Tubercular Patient Care 1,000.00	Other 6,274,000.00	
County Hospitals, Homes 566,104.00	Total 6,274,000.00	
County Aid to Hospitals 43,900.00		
Health Clinics 4,000.00	EQUALIZED VALUATION BASIS 686,609,049.00	
Mosquito Extermination 245,789.72	1968 CAPITAL OUTLAY 1,035,673.91	
Health Services Except Environmental 7,000.00	Beaches and Boardwalks	
County Welfare Board - Welfare 418,631.00	Parks and Playgrounds 206,411.21	
Child Welfare 43,322.00	Public Buildings and Grounds 250,000.00	
Other Welfare Services 41,838.00	Vehicular Equipment	
RECREATION AND CONSERVATION	Streets, Roads, Sidewalks, Storm Sewers 3,977.44	
Parks, Playgrounds, Shade Trees	Sewer System	
Land Reclamation & Conservation	Water System	
Other Recreational Services	Other Utilities	
	Hospitals and Clinics	
	Garbage and Trash Disposal Facilities	
	Health Equipment	
	Library and Education Facilities 404,532.93	
	Conservation and Recreation	
	Other Expenditures 170,752.33	

CAPE MAY COUNTY - SUMMARY OF MUNICIPAL DATA

1968 EXPENDITURES		1968 REVENUES		1968 PROPERTY TAX	
GENERAL GOVERNMENT					
Governing Body & Public Boards	4,222.30	1968 Property Taxes Collected	16,341,209.44	Local District School Taxes	4,431,673.01
Municipal Clerk	19,181.68	1968 Payments in Lieu of Taxes		Regional & Consolidated School Taxes	865,634.00
Financial Administration	149,552.37	Delinquent Tax & Lien Collections	1,184,169.33	School Taxes in Municipal Budget	287,446.00
Assessment of Taxes	208,743.97	Business Personalty Replacement Taxes	517,162.00	County Taxes	3,936,913.92
Collection of Taxes	268,860.03	Taxes from Public Utilities	2,308,004.87	County Library Taxes	59,702.72
Planning, Housing & Development	50,274.48	Other Miscellaneous Tax Revenues		Local Municipal Purpose Taxes	7,659,073.48
Elections	12,425.15	State Aid Revenues	604,734.39	Veteran & Senior Citizen Taxes	498,530.00
General Administration (other)	1,289,687.64	Federal Aid Revenues		Total Taxes for Rate Computation	17,738,973.13
JUDICIARY		Sale of Acquired Property	156,982.71	Special District Taxes	116,848.68
Municipal Courts	116,474.02	Other Miscellaneous Revenues	1,650,799.47	Bank Stock Taxes	30,396.55
PUBLIC SAFETY		Total 1968 Revenues	22,763,062.21	Added and Omitted Taxes	282,108.74
Fire Protection	776,177.53	Prior Years Surplus Appropriated	2,419,518.12	Total Taxes Levied	17,669,797.10
Police Protection	1,759,991.13	TOTAL REVENUES	25,182,580.33	1968 TAXES COLLECTED	16,341,209.44
Civil Defense & Disaster Control	36,951.72			1968 Taxes Cancelled, Abated or Adjusted	119,425.03
Environmental Inspection & Control	54,363.04			Transfer To Tax Title Liens	63,664.25
Other Public Safety	1,858.61			Balance Outstanding Dec. 31, 1968	1,126,398.96
PUBLIC WORKS		1968 REAL PROPERTY VALUATIONS - ASSESSED			
Streets and Drainage	2,436,584.45	Code Class %		PRIOR YEARS TAXES OUTSTANDING	
Sewers and Sewage Processing	432,191.49	1 Vacant Land		Balance January 1, 1968	1,270,064.32
Garbage and Trash Disposal	843,378.47	2 Residential		Collected in 1968	1,133,195.42
Public Buildings and Grounds	711,188.31	3 Farm		Cancelled, Abated or Adjusted (1968)	15,964.09
Other Public Works	74,149.09	4a Commercial		Transfers to Tax Title Liens	10,446.30
		4b Industrial		Balance December 31, 1968	110,458.51
		4c Apartments			
		Total Valuation			
HEALTH and WELFARE		CAPITAL DEBT AUTHORIZED, DECEMBER 31, 1968		TAX TITLE LIENS OUTSTANDING	
Health Services Except Environmental	86,791.70	ISSUED AND UNISSUED		Balance January 1, 1968	449,865.36
Welfare-Public Assistance	57,389.63	School	10,261,405.13	Transfers From Taxes	76,415.96
Hospitals, Clinics, First Aid	9,900.00	Self-liquidating	3,757,929.11	Redeemed in 1968	50,973.91
Animal, Insect, & Rodent Control	57,284.26	Other	13,502,140.52	Cancelled, Abated or Adjusted (1968)	20,068.29
Other Welfare Services	7,653.00	Total	27,521,474.76	Balance December 31, 1968	455,239.12
RECREATION and CONSERVATION		ISSUED AND OUTSTANDING		PROPERTY ACQUIRED BY DEED OR FORECLOSURE	
Beaches and Boardwalks	895,325.31	School	9,240,475.28	Balance January 1, 1968	1,784,767.32
Parks, Playgrounds, Shade Trees	196,098.98	Self-liquidating	3,502,000.00	Transfers From Liens	96,242.77
Land Reclamation & Conservation	1,000.00	Other	10,495,409.00	Sale for Cash (1968)	704,883.46
Other Recreational Services	186,939.82	Total	23,237,884.28	Cancelled, Abated or Adjusted (1968)	4,887.44
EDUCATION (excluding schools)		EQUALIZED VALUATION BASIS	686,609,649.00	Balance December 31, 1968	1,171,239.19
Libraries	70,630.89	1968 CAPITAL OUTLAY	2,831,540.28	CURRENT FINANCES DECEMBER 31, 1968	
Other Educational Services	419,444.18	Beaches and Boardwalks	133,619.48	ASSETS	
STATUTORY EXPENDITURES		Parks and Playgrounds	118.00	Cash on Hand Dec. 31, 1968	6,961,420.13
Pensions & F. I. C. A.	673,412.96	Public Buildings and Grounds	539,342.76	Taxes Receivable	1,236,857.47
Employee Fringe Benefits	225,914.80	Vehicular Equipment	54,598.45	Tax Title Liens	455,239.12
Other Statutory Expenditures		Streets, Roads, Sidewalks, Storm Sewers	865,569.50	Foreclosed Property	1,171,239.19
		Sewer System	198,778.03	Emergencies & Other Deferred Charges	1,292,548.32
		Water System	516,252.62	State Aid Receivable	486,206.38
		Other Utilities		Other Receivables	481,810.62
		Hospitals and Clinics		Total	12,085,321.23
		Garbage and Trash Disposal Facilities		LIABILITIES	
		Health Equipment		Cash Liabilities	4,128,023.29
		Library and Education Facilities		Reserves For Receivables	3,345,146.40
		Conservation and Recreation		Surplus on Hand Dec. 31, 1968	4,612,151.54
		Other Expenditures	523,261.44	Total	12,085,321.23
TOTAL MUNICIPAL FUNCTIONS	12,134,041.01				
CAPITAL IMPROVEMENTS	177,525.00				
DEBT SERVICE					
Principal Payments	951,432.17				
Interest Payments	544,380.34				
Other Debt Administration					
DEFERRED CHARGES	933,823.74				
SCHOOL, COUNTY, SPECIAL DISTRICT TAXES	9,698,218.33				
RESERVE FOR UNCOLLECTED TAXES	1,680,338.66				
TOTAL EXPENDITURES	26,119,759.25				

CUMBERLAND COUNTY

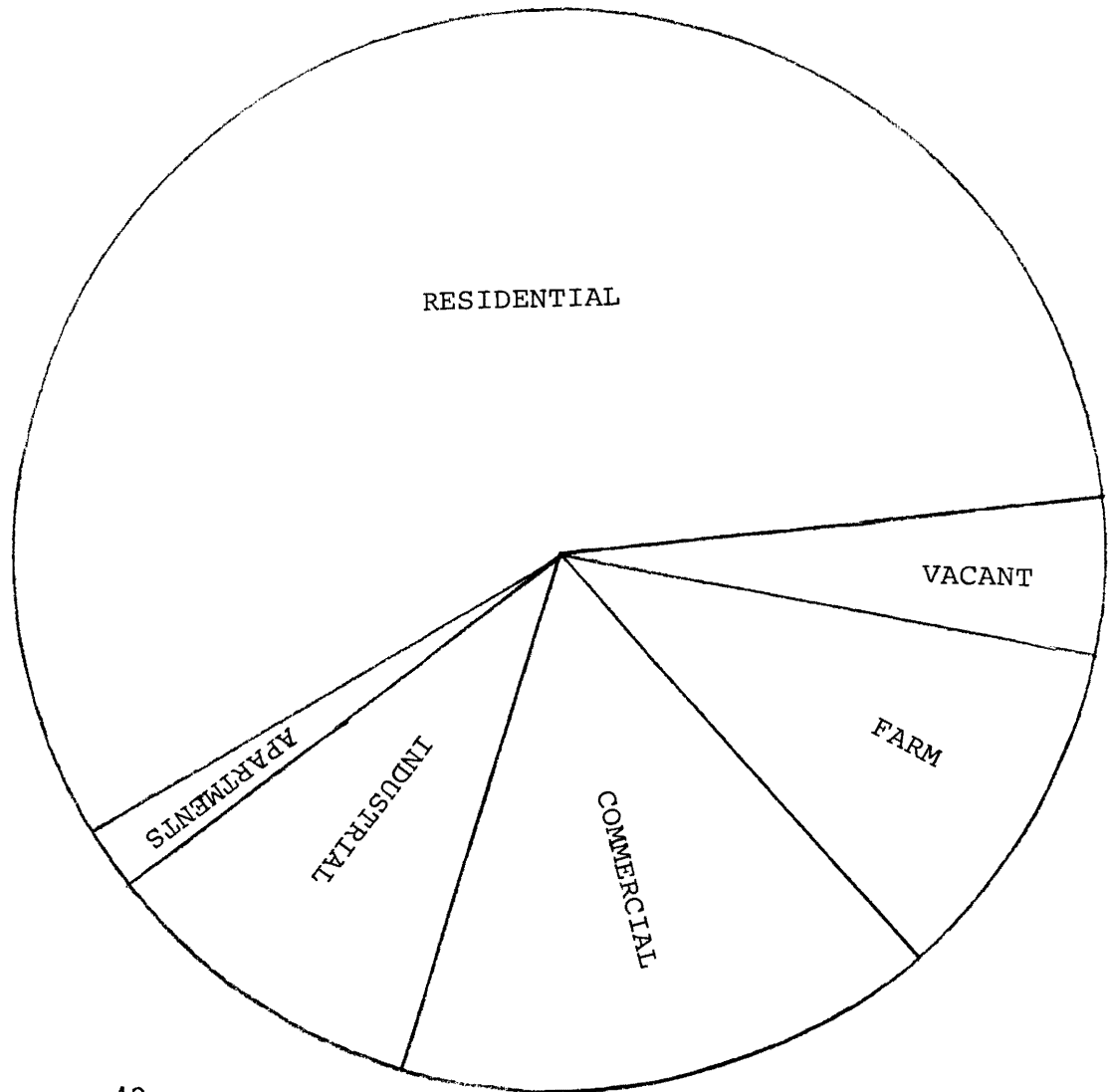
DISTRIBUTION OF RATABLES

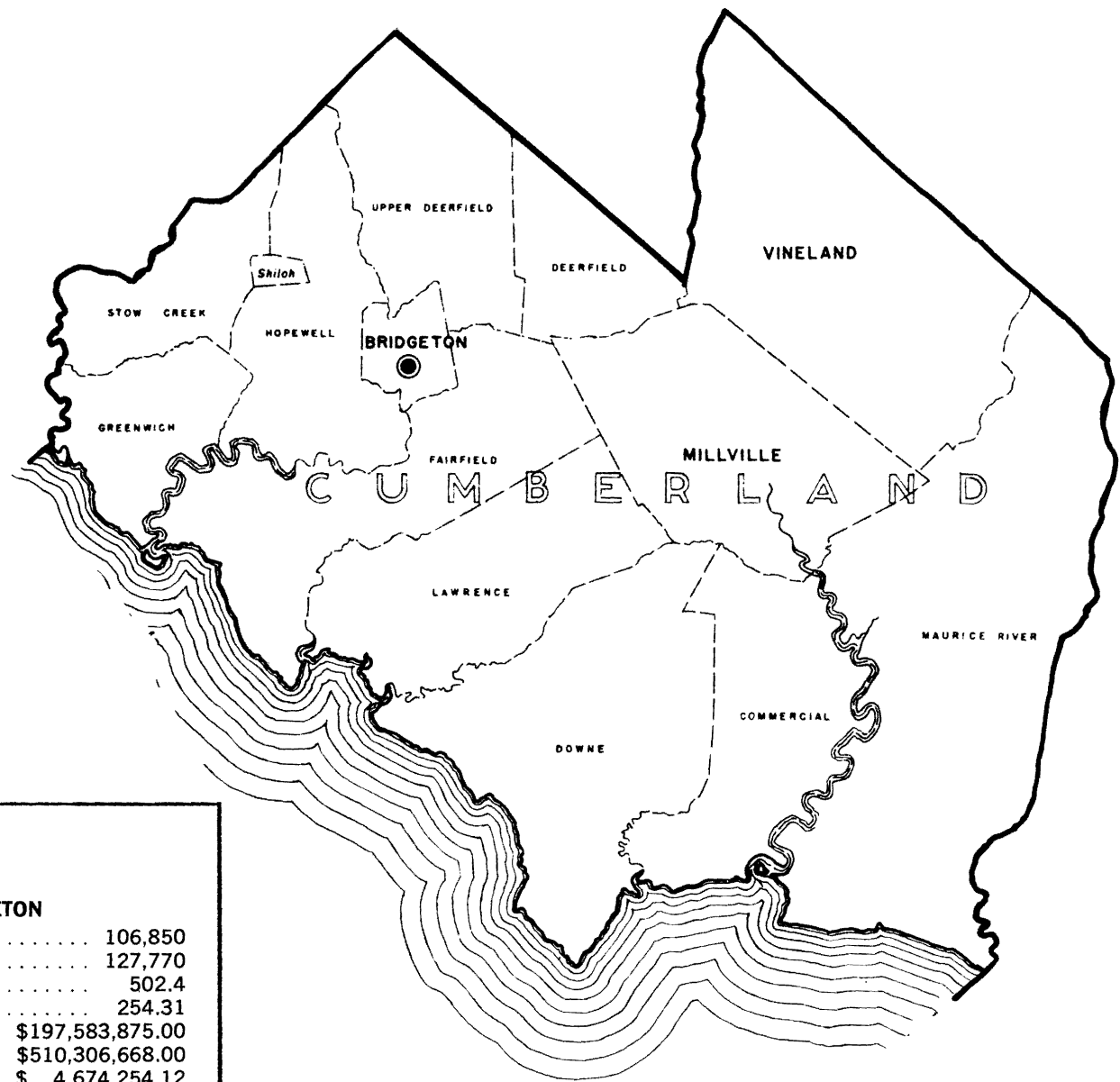
PERCENTAGE DISTRIBUTION OF RATABLES

Vacant	4.8
Residential	57.1
Farm	10.3
Commercial	16.2
Industrial	9.9
Apartments	1.7

NUMBER OF PARCELS

Vacant	13,622
Residential	27,788
Farm	4,368
Commercial	2,329
Industrial	325
Apartments	75





CUMBERLAND COUNTY

COUNTY SEAT: BRIDGETON

Population Census, 1960	106,850
Population Census, 1968 Est.	127,770
Land Area (Sq. Mi.)	502.4
Density (Per Sq. Mi.)	254.31
Net Valuation Taxable	\$197,583,875.00
Equalized Valuation	\$510,306,668.00
Tax Levy (Including Bank Stock Tax) . \$	4,674,254.12

Moody's Bond Rating — Aa

0600
Population 1960 **106,850**
Population 1968 **127,770**

Moody Rating **AA**
Land Area **502.40** Sq. Miles

Net Valuation Taxable **197,583,875**

Net Valuation on Which County Taxes
are apportioned: **541,397,650**

CUMBERLAND COUNTY

PER CAPITA:

Gross Debt **66.54**
Net Debt **665.49**
Debt Service **4.14**
Total Tax Levy **36.21**
County Functions **52.45**

PER CENT:

Gross Debt **1.75**
Net Debt **17.59**

1968 EXPENDITURES		1968 EXPENDITURES (cont'd.)		1968 REVENUES REALIZED	
GENERAL GOVERNMENT		EDUCATION (excluding schools)		1968 Property Taxes	
Governing Body and Public Boards	67,328.29	County Superintendent of Schools	21,991.38	Collateral Inheritance Tax	4,626,761.28
Clerk (County and Register)	101,931.23	Vocational Schools		Financial Business Tax	29,980.44
Financial Administration	67,503.12	County College	250,000.00	Franchise Tax	9,785.68
Board of Taxation: Tax Assessment	5,700.00	County Extension Services	42,930.01	BANK STOCK TAX	47,492.84
Planning, Housing, Development	64,390.86	Libraries	55,000.00	Other Miscellaneous Tax	
Elections	93,861.41	Other Educational Services	2,500.00	State Aid Revenues	751,306.13
Other General Administration	147,618.09	STATUTORY EXPENDITURES		Federal Aid Revenues	
JUDICIARY		Pensions & F.I.C.A.	254,216.46	Institutional Revenues	492,884.41
County Courts	168,510.20	Employee Fringe Benefits	78,200.00	Courts	97,820.85
District Courts	19,209.84	Other Statutory Expenditures		County Clerk & Register	33,164.29
Juvenile Courts	32,340.26			Surrogate	21,952.25
Superior Court	2,843.92			Sheriff	20,466.00
Jury Commission	56,066.90	TOTAL ----- COUNTY FUNCTIONS	5,985,213.56	Other Miscellaneous Revenues	127,189.37
Law Library	3,907.00	CAPITAL IMPROVEMENTS	159,753.00	TOTAL 1968 REVENUES	6,004,424.80
Prosecutor's Office	77,387.27	DEBT SERVICE		Prior Years Surplus Appropriated	150,000.00
Surrogate's Office	33,068.36	Principal Payments	375,000.00	TOTAL BUDGET REVENUES	6,154,424.80
Probation Office	103,886.28	Interest Payments	154,967.75	CURRENT FINANCES DECEMBER 31, 1968	
Other Judicial		Other Debt Administration		ASSETS	
PUBLIC SAFETY		DEFERRED CHARGES	27,602.93	Cash on Hand Dec. 31, 1968	430,570.13
Police		RESERVE FOR UNCOLLECTED TAXES		Taxes Receivable	
Sheriff's Office	54,690.89	TOTAL EXPENDITURES	6,702,537.24	Emergencies and Other Deferred Charges	288,362.09
Civil Defense & Disaster Control	13,805.78			State Aid Receivable	966,761.00
Environmental Inspection & Control		CAPITAL DEBT AUTHORIZED, DECEMBER 31, 1968		Other Aid Receivable	65,162.66
Weights & Measures	15,320.00	ISSUED AND UNISSUED		TOTAL ASSETS	1,750,855.88
Correctional & Penal	195,529.81	School		LIABILITIES	
Other Public Safety		Self-liquidating	8,503,000.00	Cash Liabilities	1,232,942.90
PUBLIC WORKS		Other	8,503,000.00	Reserves for Receivables	65,162.66
Roads & Bridges, Streets, Drainage		Total	8,503,000.00	Surplus on Hand Dec. 31, 1968	452,750.32
State Aid Motor Vehicle Fund	611,741.58			TOTAL LIABILITIES	1,750,855.88
County Funds	206,627.19	ISSUED AND OUTSTANDING			
Other Roads & Bridges		School			
Public Bldgs. & Grounds	63,205.06	Self-liquidating	8,313,000.00		
Other Public Works		Other	8,313,000.00		
HEALTH & WELFARE		Total	8,313,000.00		
County Health Department	187,715.93	EQUALIZED VALUATION BASIS	483,307,079.66		
Mental Health Activities	390,869.74	1968 CAPITAL OUTLAY	918,007.80		
Tubercular Patient Care	3,000.00	Beaches and Boardwalks			
County Hospitals, Homes	1,061,578.30	Parks and Playgrounds			
County Aid to Hospitals	185,330.00	Public Buildings and Grounds	535,278.04		
Health Clinics	7,620.00	Vehicular Equipment	71,681.78		
Mosquito Extermination	85,952.42	Streets, Roads, Sidewalks, Storm Sewers	250,636.82		
Health Services Except Environmental	4,900.00	Sewer System			
County Welfare Board - Welfare	876,709.09	Water System			
Child Welfare	219,463.00	Other Utilities			
Other Welfare Services	50,763.89	Hospitals and Clinics			
RECREATION AND CONSERVATION		Garbage and Trash Disposal Facilities			
Parks, Playgrounds, Shade Trees		Health Equipment			
Land Reclamation & Conservation		Library and Education Facilities	60,411.16		
Other Recreational Services		Conservation and Recreation			
		Other Expenditures			

CUMBERLAND COUNTY - SUMMARY OF MUNICIPAL DATA

1968 EXPENDITURES		1968 REVENUES		1968 PROPERTY TAX	
GENERAL GOVERNMENT					
Governing Body & Public Boards	8,650.00	1968 Property Taxes Collected	15,021,921.57	Local District School Taxes	8,627,835.05
Municipal Clerk	17,890.52	1968 Payments in Lieu of Taxes	35,440.00	Regional & Consolidated School Taxes	
Financial Administration	112,653.68	Delinquent Tax & Lien Collections	1,140,639.55	School Taxes in Municipal Budget	442,630.15
Assessment of Taxes	150,939.54	Business Personalty Replacement Taxes	1,568,851.50	County Taxes	4,626,761.28
Collection of Taxes	169,421.66	Taxes from Public Utilities	1,448,613.41	County Library Taxes	
Planning, Housing & Development	78,359.08	Other Miscellaneous Tax Revenues		Local Municipal Purpose Taxes	2,225,405.96
Elections	31,105.79	State Aid Revenues	736,873.60	Veteran & Senior Citizen Taxes	590,115.00
General Administration (other)	680,985.65	Federal Aid Revenues	7,098.54	Total Taxes for Rate Computation	16,512,747.44
JUDICIARY		Sale of Acquired Property	20,221.40	Special District Taxes	88,113.19
Municipal Courts	86,445.15	Other Miscellaneous Revenues	1,080,268.05	Bank Stock Taxes	47,492.84
PUBLIC SAFETY		Total 1968 Revenues	21,059,927.62	Added and Omitted Taxes	213,837.37
Fire Protection	455,741.67	Prior Years Surplus Appropriated	989,151.94	Total Taxes Levied	16,272,075.84
Police Protection	1,171,974.96	TOTAL REVENUES	22,049,079.56	1968 TAXES COLLECTED	15,021,921.57
Civil Defense & Disaster Control	10,432.50			1968 Taxes Cancelled, Abated or Adjusted	65,850.21
Environmental Inspection & Control	68,815.76	1968 REAL PROPERTY VALUATIONS - ASSESSED		Transfer To Tax Title Liens	59,762.06
Other Public Safety		Code Class %		Balance Outstanding Dec. 31, 1968	1,184,891.41
PUBLIC WORKS		1 Vacant Land			
Streets and Drainage	1,728,207.48	2 Residential		PRIOR YEARS TAXES OUTSTANDING	
Sewers and Sewage Processing	21,000.00	3 Farm		Balance January 1, 1968	1,404,088.76
Garbage and Trash Disposal	157,899.64	4a Commercial		Collected in 1968	1,086,735.52
Public Buildings and Grounds	173,293.10	4b Industrial		Cancelled, Abated or Adjusted (1968)	63,183.17
Other Public Works	465.00	4c Apartments		Transfers to Tax Title Liens	17,410.52
HEALTH and WELFARE		Total Valuation		Balance December 31, 1968	236,759.55
Health Services Except Environmental	162,695.81	CAPITAL DEBT AUTHORIZED, DECEMBER 31, 1968			
Welfare-Public Assistance	83,874.43	ISSUED AND UNISSUED		TAX TITLE LIENS OUTSTANDING	
Hospitals, Clinics, First Aid	59,950.00	GROSS DEBT		Balance January 1, 1968	255,048.26
Animal, Insect, & Rodent Control	48,650.36	School	17,685,000.00	Transfers From Taxes	79,271.70
Other Welfare Services		Self-liquidating	24,238,968.19	Redeemed in 1968	54,397.48
RECREATION and CONSERVATION		Other	3,415,200.94	Cancelled, Abated or Adjusted (1968)	14,267.71
Beaches and Boardwalks		Total	45,339,169.13	Balance December 31, 1968	265,654.77
Parks, Playgrounds, Shade Trees	118,975.53	ISSUED AND OUTSTANDING		PROPERTY ACQUIRED BY DEED OR FORECLOSURE	
Land Reclamation & Conservation		School	15,324,000.00	Balance January 1, 1968	271,076.40
Other Recreational Services	194,246.00	Self-liquidating	10,136,168.19	Transfers From Liens	19,025.00
EDUCATION (excluding schools)		Other	2,939,231.81	Sale for Cash (1968)	19,646.40
Libraries	188,009.00	Total	28,399,400.00	Cancelled, Abated or Adjusted (1968)	
Other Educational Services	1,100.00	EQUALIZED VALUATION BASIS	483,307,679.67	Balance December 31, 1968	270,455.00
STATUTORY EXPENDITURES		1968 CAPITAL OUTLAY	8,469,042.20	CURRENT FINANCES DECEMBER 31, 1968	
Pensions & F. I. C. A.	354,938.46	Beaches and Boardwalks		ASSETS	
Employee Fringe Benefits	32,700.00	Parks and Playgrounds	3,171.45	Cash on Hand Dec. 31, 1968	5,113,127.90
Other Statutory Expenditures		Public Buildings and Grounds	1,969,226.13	Taxes Receivable	1,421,650.96
TOTAL MUNICIPAL FUNCTIONS	6,369,420.77	Vehicular Equipment	22,173.45	Tax Title Liens	265,654.77
CAPITAL IMPROVEMENTS	139,725.00	Streets, Roads, Sidewalks, Storm Sewers	157,327.19	Foreclosed Property	270,455.00
DEBT SERVICE		Sewer System	447,503.02	Emergencies & Other Deferred Charges	177,394.54
Principal Payments	570,997.97	Water System	1,471,641.39	State Aid Receivable	556,692.26
Interest Payments	482,919.66	Other Utilities	4,150,695.25	Other Receivables	43,213.66
Other Debt Administration		Hospitals and Clinics		Total	7,848,189.09
DEFERRED CHARGES	308,765.01	Garbage and Trash Disposal Facilities		LIABILITIES	
SCHOOL, COUNTY, SPECIAL DISTRICT TAXES	13,785,339.67	Health Equipment		Cash Liabilities	3,203,066.95
RESERVE FOR UNCOLLECTED TAXES	1,427,298.21	Library and Education Facilities		Reserves For Receivables	2,000,974.39
		Conservation and Recreation		Surplus on Hand Dec. 31, 1968	2,644,147.75
TOTAL EXPENDITURES	23,084,466.29	Other Expenditures	247,304.32	Total	7,848,189.09

ESSEX COUNTY

DISTRIBUTION OF RATABLES

PERCENTAGE DISTRIBUTION OF RATABLES

Vacant	2.0
Residential	58.2
Farm	.1
Commercial	19.8
Industrial	8.9
Apartments	11.0

NUMBER OF PARCELS

Vacant	9,646
Residential	137,876
Farm	75
Commercial	13,507
Industrial	2,721
Apartments	5,434





ESSEX COUNTY

COUNTY SEAT: NEWARK

Population Census, 1960	923,545
Population Census, 1968 Est.	966,560
Land Area (Sq. Mi.)	127.44
Density (Per Sq. Mi.)	7,584.43
Net Valuation Taxable	\$4,690,234,581.00
Equalized Valuation	\$5,430,985,478.00
Tax Levy (Including Bank Stock Tax) \$	64,188,044.53

Moody's Bond Rating — Aa

0700
Population 1960 923,545
Population 1968 966,560

Moody Rating AA
Land Area 127.44 Sq. Miles

Net Valuation Taxable 4,690,234,581

Net Valuation on Which County Taxes
are apportioned: 5,614,639,034

ESSEX COUNTY

PER CAPITA:

Gross Debt 65.74
Net Debt 65.74
Debt Service 3.27
Total Tax Levy 65.09
County Functions 80.92

PER CENT:

Gross Debt 1.22
Net Debt 1.22

1968 EXPENDITURES		1968 EXPENDITURES (cont'd.)		1968 REVENUES REALIZED	
GENERAL GOVERNMENT		EDUCATION (excluding schools)		1968 Property Taxes	
Governing Body and Public Boards	250,109.24				62,920,572.76
Clerk (County and Register)	816,494.92	County Superintendent of Schools	69,283.50	Collateral Inheritance Tax	628,082.45
Financial Administration	449,458.15	Vocational Schools	2,472,396.00	Financial Business Tax	187,943.80
Board of Taxation: Tax Assessment	122,442.64	County College	453,262.50	Franchise Tax	613,574.12
Planning, Housing, Development	150,080.09	County Extension Services	80,666.99	BANK STOCK TAX	713,501.57
Elections	962,822.58	Libraries		Other Miscellaneous Tax	
Other General Administration	1,435,663.48	Other Educational Services		State Aid Revenues	8,054,770.13
JUDICIARY		STATUTORY EXPENDITURES		Federal Aid Revenues	475,608.25
County Courts	2,244,560.46	Pensions & F.I.C.A.	3,345,377.17	Institutional Revenues	2,737,524.60
District Courts	564,897.24	Employee Fringe Benefits	475,609.12	Courts	124,586.60
Juvenile Courts	187,489.31	Other Statutory Expenditures		County Clerk & Register	299,123.06
Superior Court				Surrogate	274,327.35
Jury Commission	469,032.83			Sheriff	
Law Library	20,773.24	TOTAL ----- COUNTY FUNCTIONS	72,490,410.64	Other Miscellaneous Revenues	559,836.25
Prosecutor's Office	1,278,054.50	CAPITAL IMPROVEMENTS	135,000.00	TOTAL 1968 REVENUES	76,469,778.44
Surrogate's Office	230,482.49	DEBT SERVICE		Prior Years Surplus Appropriated	3,700,000.00
Probation Office	1,940,924.64	Principal Payments	2,024,100.00	TOTAL BUDGET REVENUES	80,169,778.44
Other Judicial		Interest Payments	1,055,040.64	CURRENT FINANCES DECEMBER 31, 1968	
PUBLIC SAFETY		Other Debt Administration	82,017.45	ASSETS	
Police	8,004.50	DEFERRED CHARGES	2,431,294.53	Cash on Hand Dec. 31, 1968	11,244,687.97
Sheriff's Office	939,250.14	RESERVE FOR UNCOLLECTED TAXES		Taxes Receivable	
Civil Defense & Disaster Control	39,626.94			Emergencies and Other Deferred Charges	10,832.14
Environmental Inspection & Control		TOTAL EXPENDITURES	78,217,863.26	State Aid Receivable	
Weights & Measures	47,790.90			Other Aid Receivable	88,484.57
Correctional & Penal	4,294,042.18	CAPITAL DEBT AUTHORIZED, DECEMBER 31, 1968		TOTAL ASSETS	11,344,004.68
Other Public Safety	197,292.53	ISSUED AND UNISSUED		LIABILITIES	
PUBLIC WORKS		School		Cash Liabilities	3,924,345.26
Roads & Bridges, Streets, Drainage		Self-liquidating		Reserves for Receivables	88,484.57
State Aid Motor Vehicle Fund	360,430.96	Other	63,549,460.86	Surplus on Hand Dec. 31, 1968	7,331,174.85
County Funds	1,626,509.26	Total	63,549,460.86	TOTAL LIABILITIES	11,344,004.68
Other Roads & Bridges		ISSUED AND OUTSTANDING			
Public Bldgs. & Grounds	1,243,815.81	School			
Other Public Works		Self-liquidating			
HEALTH & WELFARE		Other	44,115,000.00		
County Health Department	146,362.41	Total	44,115,000.00		
Mental Health Activities	14,256,510.49	EQUALIZED VALUATION BASIS	5,181,020,395.00		
Tubercular Patient Care	2,189,491.01	1968 CAPITAL OUTLAY	11,281,930.46		
County Hospitals, Homes	4,056,821.87	Beaches and Boardwalks			
County Aid to Hospitals		Parks and Playgrounds			
Health Clinics	55,000.00	Public Buildings and Grounds	89,966.75		
Mosquito Extermination	461,399.00	Vehicular Equipment	71,940.49		
Health Services Except Environmental	5,904.47	Streets, Roads, Sidewalks, Storm Sewers	645,086.18		
County Welfare Board - Welfare	19,147,340.00	Sewer System			
Child Welfare	1,438,827.99	Water System			
Other Welfare Services	213,724.29	Other Utilities			
RECREATION AND CONSERVATION		Hospitals and Clinics			
Parks, Playgrounds, Shade Trees	3,742,384.80	Garbage and Trash Disposal Facilities			
Land Reclamation & Conservation		Health Equipment			
Other Recreational Services		Library and Education Facilities	1,364,510.00		
		Conservation and Recreation			
		Other Expenditures	9,110,427.04		

ESSEX COUNTY - SUMMARY OF MUNICIPAL DATA

1968 EXPENDITURES		1968 REVENUES		1968 PROPERTY TAX	
GENERAL GOVERNMENT					
Governing Body & Public Boards	999,302.22	1968 Property Taxes Collected	247,008,249.74	Local District School Taxes	93,730,964.72
Municipal Clerk	704,004.83	1968 Payments in Lieu of Taxes	1,087,360.12	Regional & Consolidated School Taxes	11,932,826.65
Financial Administration	2,004,483.73	Delinquent Tax & Lien Collections	10,599,835.30	School Taxes in Municipal Budget	4,180,039.30
Assessment of Taxes	926,018.36	Business Personalty Replacement Taxes	20,658,590.00	County Taxes	63,474,542.96
Collection of Taxes	585,886.87	Taxes from Public Utilities	12,604,516.54	County Library Taxes	
Planning, Housing & Development	518,936.30	Other Miscellaneous Tax Revenues		Local Municipal Purpose Taxes	88,431,959.03
Elections	145,780.98	State Aid Revenues	5,779,027.94	Veteran & Senior Citizen Taxes	3,051,755.00
General Administration (other)	4,919,809.60	Federal Aid Revenues	131,473.00	Total Taxes for Rate Computation	264,802,087.66
JUDICIARY		Sale of Acquired Property	139,849.80	Special District Taxes	
Municipal Courts	965,274.23	Other Miscellaneous Revenues	17,320,687.03	Bank Stock Taxes	713,501.52
PUBLIC SAFETY		Total 1968 Revenues	315,329,589.47	Added and Omitted Taxes	1,486,805.04
Fire Protection	19,575,850.54	Prior Years Surplus Appropriated	16,433,686.23	Total Taxes Levied	263,950,639.22
Police Protection	27,992,954.26	TOTAL REVENUES	331,763,275.70	1968 TAXES COLLECTED	247,008,249.74
Civil Defense & Disaster Control	184,039.31			1968 Taxes Cancelled, Abated or Adjusted	2,874,756.01
Environmental Inspection & Control	1,837,073.85	1968 REAL PROPERTY VALUATIONS - ASSESSED		Transfer To Tax Title Liens	1,037,859.07
Other Public Safety	63,424.04	Code Class %		Balance Outstanding Dec. 31, 1968	13,258,409.16
PUBLIC WORKS		1 Vacant Land			
Streets and Drainage	9,749,505.03	2 Residential		PRIOR YEARS TAXES OUTSTANDING	
Sewers and Sewage Processing	3,464,793.34	3 Farm		Balance January 1, 1968	21,304,000.55
Garbage and Trash Disposal	8,049,444.08	4a Commercial		Collected in 1968	9,631,706.55
Public Buildings and Grounds	3,504,715.73	4b Industrial		Cancelled, Abated or Adjusted (1968)	1,076,739.41
Other Public Works	1,971,862.80	4c Apartments		Transfers to Tax Title Liens	116,399.01
HEALTH and WELFARE		Total Valuation		Balance December 31, 1968	10,479,155.58
Health Services Except Environmental	4,449,262.46				
Welfare-Public Assistance	4,961,224.58	CAPITAL DEBT AUTHORIZED, DECEMBER 31, 1968		TAX TITLE LIENS OUTSTANDING	
Hospitals, Clinics, First Aid	11,941,175.62	ISSUED AND UNISSUED		Balance January 1, 1968	3,680,079.39
Animal, Insect, & Rodent Control	78,990.29	GROSS DEBT	NET DEBT	Transfers From Taxes	1,166,324.46
Other Welfare Services	91,113.06	School 54,077,259.00	1,498,768.29	Redeemed in 1968	966,515.36
RECREATION and CONSERVATION		Self-liquidating 34,265,910.00	2,725,169.89	Cancelled, Abated or Adjusted (1968)	518,522.01
Beaches and Boardwalks		Other 12,293,949.71	67,986,118.35	Balance December 31, 1968	3,361,366.48
Parks, Playgrounds, Shade Trees	2,864,145.46	Total	637,118.71	72,210,056.53	
Land Reclamation & Conservation		ISSUED AND OUTSTANDING		PROPERTY ACQUIRED BY DEED OR FORECLOSURE	
Other Recreational Services	854,602.14	School	128,007,848.00	Balance January 1, 1968	2,478,259.40
EDUCATION (excluding schools)		Self-liquidating	23,935,894.13	Transfers From Liens	972,200.00
Libraries	4,828,046.97	Other	76,661,409.59	Sale for Cash (1968)	130,269.80
Other Educational Services	933,128.66	Total	228,605,151.72	Cancelled, Abated or Adjusted (1968)	46,700.00
STATUTORY EXPENDITURES		EQUALIZED VALUATION BASIS	5,181,020,394.98	Balance December 31, 1968	3,273,489.60
Pensions & F. I. C. A.	11,916,275.55	1968 CAPITAL OUTLAY	23,080,026.48	CURRENT FINANCES DECEMBER 31, 1968	
Employee Fringe Benefits	3,230,618.12	Beaches and Boardwalks		ASSETS	
Other Statutory Expenditures	1,984.08	Parks and Playgrounds	5,420,060.09	Cash on Hand Dec. 31, 1968	44,541,406.79
TOTAL MUNICIPAL FUNCTIONS	134,313,727.09	Public Buildings and Grounds	7,471,210.27	Taxes Receivable	23,737,564.74
CAPITAL IMPROVEMENTS	1,777,028.43	Vehicular Equipment	596,851.97	Tax Title Liens	3,361,366.48
DEBT SERVICE		Streets, Roads, Sidewalks, Storm Sewers	2,176,619.31	Foreclosed Property	3,273,489.60
Principal Payments	8,592,891.44	Sewer System	1,840,174.52	Emergencies & Other Deferred Charges	7,575,314.66
Interest Payments	4,640,849.78	Water System	4,105,222.79	State Aid Receivable	2,376,259.25
Other Debt Administration		Other Utilities		Other Receivables	1,274,550.01
DEFERRED CHARGES	5,554,135.68	Hospitals and Clinics		Total	86,139,951.53
SCHOOL, COUNTY, SPECIAL DISTRICT TAXES	173,318,373.63	Garbage and Trash Disposal Facilities		LIABILITIES	
RESERVE FOR UNCOLLECTED TAXES	22,384,407.95	Health Equipment	800.50	Cash Liabilities	25,234,071.31
		Library and Education Facilities	718,754.34	Reserves For Receivables	31,647,123.90
		Conservation and Recreation		Surplus on Hand Dec. 31, 1968	29,258,756.32
TOTAL EXPENDITURES	350,581,414.00	Other Expenditures	750,332.69	Total	86,139,951.53

GLOUCESTER COUNTY

DISTRIBUTION OF RATABLES

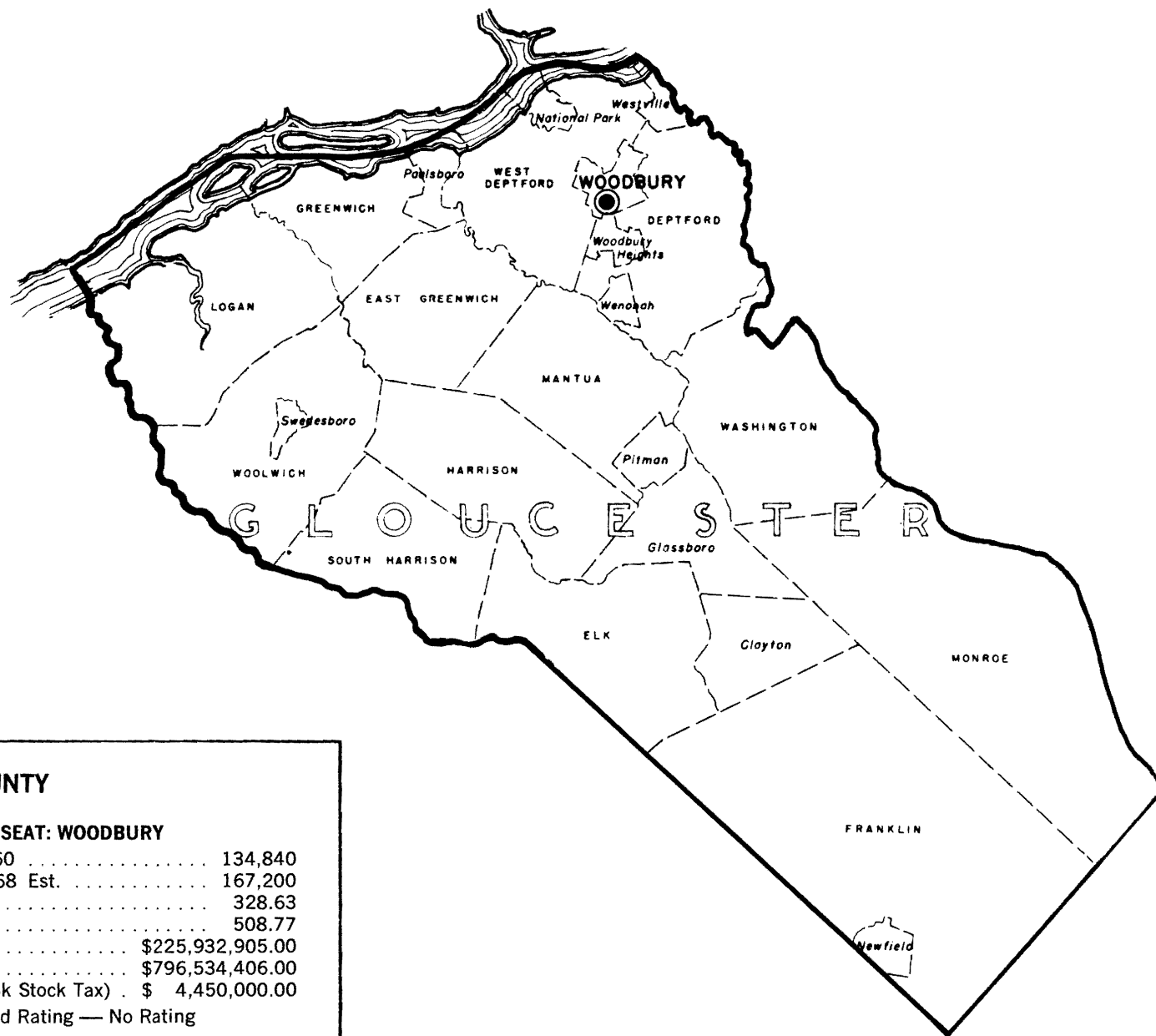
PERCENTAGE DISTRIBUTION OF RATABLES

Vacant	2.9
Residential	58.0
Farm	5.7
Commercial	11.3
Industrial	20.0
Apartments	2.1

NUMBER OF PARCELS

Vacant	14,690
Residential	39,280
Farm	2,984
Commercial	2,395
Industrial	261
Apartments	123





GLOUCESTER COUNTY

COUNTY SEAT: WOODBURY

Population Census, 1960	134,840
Population Census, 1968 Est.	167,200
Land Area (Sq. Mi.)	328.63
Density (Per Sq. Mi.)	508.77
Net Valuation Taxable	\$225,932,905.00
Equalized Valuation	\$796,534,406.00
Tax Levy (Including Bank Stock Tax) .	\$ 4,450,000.00

Moody's Bond Rating — No Rating

0800
 Population 1960 **134,840**
 Population 1968 **167,200**

Moody Rating
 Land Area **328.60** Sq. Miles

Net Valuation Taxable **225,932,905**
 State Equalized Value
 Net Valuation on Which County Taxes
 are apportioned: **817,185,655**
 State Equalization Ratio

GLOUCESTER COUNTY

PER CAPITA:
 Gross Debt **29.90**
 Net Debt **29.90**
 Debt Service
 Total Tax Levy **26.30**
 County Functions **37.17**

PER CENT:
 Gross Debt **.64**
 Net Debt **.64**

1968 EXPENDITURES		1968 EXPENDITURES (cont'd.)		1968 REVENUES REALIZED	
GENERAL GOVERNMENT		EDUCATION (excluding schools)		1968 Property Taxes	
Governing Body and Public Boards	88,290.00	County Superintendent of Schools	20,440.00	Collateral Inheritance Tax	4,397,802.76
Clerk (County and Register)	97,600.00	Vocational Schools	1,000.00	Financial Business Tax	
Financial Administration	37,820.00	County College	208,700.00	Franchise Tax	
Board of Taxation: Tax Assessment	23,265.00	County Extension Services	47,205.00	BANK STOCK TAX	52,197.24
Planning, Housing, Development	45,370.00	Libraries		Other Miscellaneous Tax	
Elections	169,210.00	Other Educational Services	15,020.00	State Aid Revenues	663,363.51
Other General Administration	81,600.00	STATUTORY EXPENDITURES		Federal Aid Revenues	
JUDICIARY		Pensions & F.I.C.A.	195,500.00	Institutional Revenues	214,351.68
County Courts	161,890.00	Employee Fringe Benefits	65,000.00	Courts	160,453.71
District Courts	32,800.00	Other Statutory Expenditures		County Clerk & Register	30,203.67
Juvenile Courts				Surrogate	40,782.47
Superior Court	11,679.00			Sheriff	9,003.00
Jury Commission	67,000.00	TOTAL ----- COUNTY FUNCTIONS	5,928,347.49	Other Miscellaneous Revenues	174,116.93
Law Library	3,350.00	CAPITAL IMPROVEMENTS	115,000.00	TOTAL 1968 REVENUES	5,394,040.51
Prosecutor's Office	116,390.00	DEBT SERVICE		Prior Years Surplus Appropriated	730,245.54
Surrogate's Office	42,340.00	Principal Payments		TOTAL BUDGET REVENUES	6,124,286.05
Probation Office	120,410.00	Interest Payments		CURRENT FINANCES DECEMBER 31, 1968	
Other Judicial	27,200.00	Other Debt Administration		ASSETS	
PUBLIC SAFETY		DEFERRED CHARGES	172,649.85	Cash on Hand Dec. 31, 1968	2,831,171.45
Police		RESERVE FOR UNCOLLECTED TAXES		Taxes Receivable	
Sheriff's Office	75,320.00			Emergencies and Other Deferred Charges	
Civil Defense & Disaster Control	8,900.00	TOTAL EXPENDITURES	6,215,997.34	State Aid Receivable	
Environmental Inspection & Control				Other Aid Receivable	124,376.63
Weights & Measures	14,140.00	CAPITAL DEBT AUTHORIZED, DECEMBER 31, 1968		TOTAL ASSETS	2,955,548.08
Correctional & Penal	129,420.00	ISSUED AND UNISSUED		LIABILITIES	
Other Public Safety	21,000.00	School		Cash Liabilities	1,946,875.89
PUBLIC WORKS		Self-liquidating	5,000,000.00	Reserves for Receivables	124,376.63
Roads & Bridges, Streets, Drainage		Other	5,000,000.00	Surplus on Hand Dec. 31, 1968	884,295.56
State Aid Motor Vehicle Fund	784,030.00	Total	5,000,000.00	TOTAL LIABILITIES	2,955,548.08
County Funds	766,406.00	ISSUED AND OUTSTANDING			
Other Roads & Bridges		School			
Public Bldgs. & Grounds	206,700.00	Self-liquidating			
Other Public Works	15,500.00	Other			
HEALTH & WELFARE		Total			
County Health Department	82,000.00	EQUALIZED VALUATION BASIS	769,988,449.00		
Mental Health Activities	513,000.00	1968 CAPITAL OUTLAY	54,727.10		
Tubercular Patient Care	3,000.00	Beaches and Boardwalks			
County Hospitals, Homes	289,960.00	Parks and Playgrounds	54,727.10		
County Aid to Hospitals	165,000.00	Public Buildings and Grounds			
Health Clinics		Vehicular Equipment			
Mosquito Extermination	80,401.24	Streets, Roads, Sidewalks, Storm Sewers			
Health Services Except Environmental	6,000.00	Sewer System			
County Welfare Board - Welfare	724,325.25	Water System			
Child Welfare	319,771.00	Other Utilities			
Other Welfare Services	1,800.00	Hospitals and Clinics			
RECREATION AND CONSERVATION		Garbage and Trash Disposal Facilities			
Parks, Playgrounds, Shade Trees	10,050.00	Health Equipment			
Land Reclamation & Conservation		Library and Education Facilities			
Other Recreational Services	32,545.00	Conservation and Recreation			
		Other Expenditures			

GLOUCESTER COUNTY - SUMMARY OF MUNICIPAL DATA

1968 EXPENDITURES		1968 REVENUES		1968 PROPERTY TAX	
GENERAL GOVERNMENT					
Governing Body & Public Boards	41,126.00	1968 Property Taxes Collected	23,643,239.42	Local District School Taxes	13,682,786.65
Municipal Clerk	62,055.00	1968 Payments in Lieu of Taxes		Regional & Consolidated School Taxes	2,880,496.74
Financial Administration	124,545.25	Delinquent Tax & Lien Collections	1,343,831.20	School Taxes in Municipal Budget	37,725.50
Assessment of Taxes	162,628.45	Business Personalty Replacement Taxes	1,317,148.25	County Taxes	4,397,802.76
Collection of Taxes	212,973.04	Taxes from Public Utilities	2,307,269.69	County Library Taxes	
Planning, Housing & Development	110,094.04	Other Miscellaneous Tax Revenues		Local Municipal Purpose Taxes	3,563,077.98
Elections	26,099.75	State Aid Revenues	352,684.02	Veteran & Senior Citizen Taxes	954,915.00
General Administration (other)	648,639.43	Federal Aid Revenues		Total Taxes for Rate Computation	25,516,804.63
JUDICIARY		Sale of Acquired Property	161,856.66	Special District Taxes	37,549.09
Municipal Courts	116,108.69	Other Miscellaneous Revenues	945,589.17	Bank Stock Taxes	52,197.24
PUBLIC SAFETY		Total 1968 Revenues	30,071,618.41	Added and Omitted Taxes	418,365.17
Fire Protection	375,889.32	Prior Years Surplus Appropriated	1,618,493.50	Total Taxes Levied	25,070,001.13
Police Protection	1,748,089.31	TOTAL REVENUES	31,690,111.91	1968 TAXES COLLECTED	23,643,239.42
Civil Defense & Disaster Control	26,789.83			1968 Taxes Cancelled, Abated or Adjusted	50,127.48
Environmental Inspection & Control	70,514.88			Transfer To Tax Title Liens	72,430.18
Other Public Safety	15,000.00			Balance Outstanding Dec. 31, 1968	1,385,546.64
PUBLIC WORKS		1968 REAL PROPERTY VALUATIONS - ASSESSED			
Streets and Drainage	2,232,039.66	Code	Class		
Sewers and Sewage Processing	131,231.85	1	Vacant Land		
Garbage and Trash Disposal	551,398.45	2	Residential		
Public Buildings and Grounds	212,958.46	3	Farm		
Other Public Works		4a	Commercial		
		4b	Industrial		
		4c	Apartments		
		Total Valuation			
HEALTH and WELFARE		CAPITAL DEBT AUTHORIZED, DECEMBER 31, 1968		PRIOR YEARS TAXES OUTSTANDING	
Health Services Except Environmental	131,701.86	ISSUED AND UNISSUED	GROSS DEBT	Balance January 1, 1968	1,541,598.34
Welfare-Public Assistance	143,597.00	School	34,383,910.83	Collected in 1968	1,259,759.75
Hospitals, Clinics, First Aid	50.00	Self-liquidating	2,706,500.00	Cancelled, Abated or Adjusted (1968)	50,883.78
Animal, Insect, & Rodent Control	27,945.09	Other	1,244,156.61	Transfers to Tax Title Liens	19,900.44
Other Welfare Services		Total	38,334,567.44	Balance December 31, 1968	211,054.37
RECREATION and CONSERVATION		ISSUED AND OUTSTANDING		TAX TITLE LIENS OUTSTANDING	
Beaches and Boardwalks		School	27,023,910.83	Balance January 1, 1968	455,981.95
Parks, Playgrounds, Shade Trees	144,621.51	Self-liquidating	2,501,500.00	Transfers From Taxes	94,526.56
Land Reclamation & Conservation		Other	891,679.33	Redeemed in 1968	84,071.45
Other Recreational Services	28,981.00	Total	30,417,090.16	Cancelled, Abated or Adjusted (1968)	50,381.80
EDUCATION (excluding schools)		EQUALIZED VALUATION BASIS	769,988,449.00	Balance December 31, 1968	416,055.26
Libraries	96,763.00	1968 CAPITAL OUTLAY	977,576.20	PROPERTY ACQUIRED BY DEED OR FORECLOSURE	
Other Educational Services	59,653.00	Beaches and Boardwalks	14,807.41	Balance January 1, 1968	599,019.14
STATUTORY EXPENDITURES		Parks and Playgrounds	106,742.84	Transfers From Liens	30,465.00
Pensions & F. I. C. A.	370,174.74	Public Buildings and Grounds	106,742.84	Sale for Cash (1968)	126,262.00
Employee Fringe Benefits	117,862.45	Vehicular Equipment	298,321.65	Cancelled, Abated or Adjusted (1968)	
Other Statutory Expenditures		Streets, Roads, Sidewalks, Storm Sewers	175,824.16	Balance December 31, 1968	503,222.14
		Sewer System	52,607.48	CURRENT FINANCES DECEMBER 31, 1968	
		Water System	130,756.26	ASSETS	
		Other Utilities		Cash on Hand Dec. 31, 1968	7,068,285.34
		Hospitals and Clinics		Taxes Receivable	1,596,601.01
		Garbage and Trash Disposal Facilities		Tax Title Liens	416,055.26
		Health Equipment		Foreclosed Property	503,222.14
		Library and Education Facilities		Emergencies & Other Deferred Charges	359,770.28
		Conservation and Recreation		State Aid Receivable	637,463.40
		Other Expenditures	198,516.40	Other Receivables	237,517.47
				Total	10,818,914.90
				LIABILITIES	
				Cash Liabilities	3,509,779.52
				Reserves For Receivables	2,753,395.88
				Surplus on Hand Dec. 31, 1968	4,555,739.50
				Total	10,818,914.90
TOTAL MUNICIPAL FUNCTIONS	7,989,531.06				
CAPITAL IMPROVEMENTS	335,600.00				
DEBT SERVICE					
Principal Payments	125,619.31				
Interest Payments	45,628.38				
Other Debt Administration					
DEFERRED CHARGES	471,661.74				
SCHOOL, COUNTY, SPECIAL DISTRICT TAXES	21,036,360.74				
RESERVE FOR UNCOLLECTED TAXES	1,945,654.85				
TOTAL EXPENDITURES	31,950,056.08				

HUDSON COUNTY

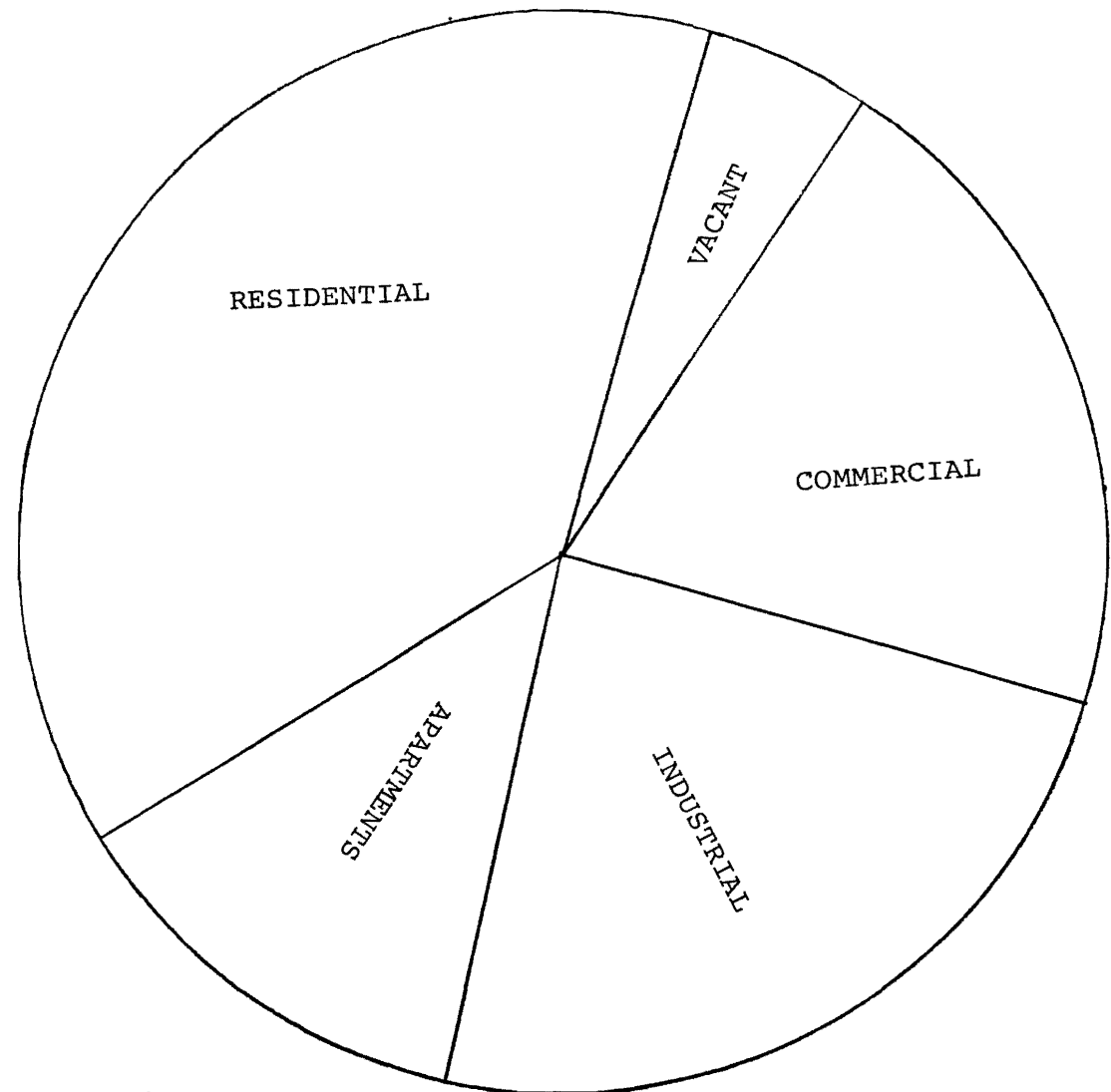
DISTRIBUTION OF RATABLES

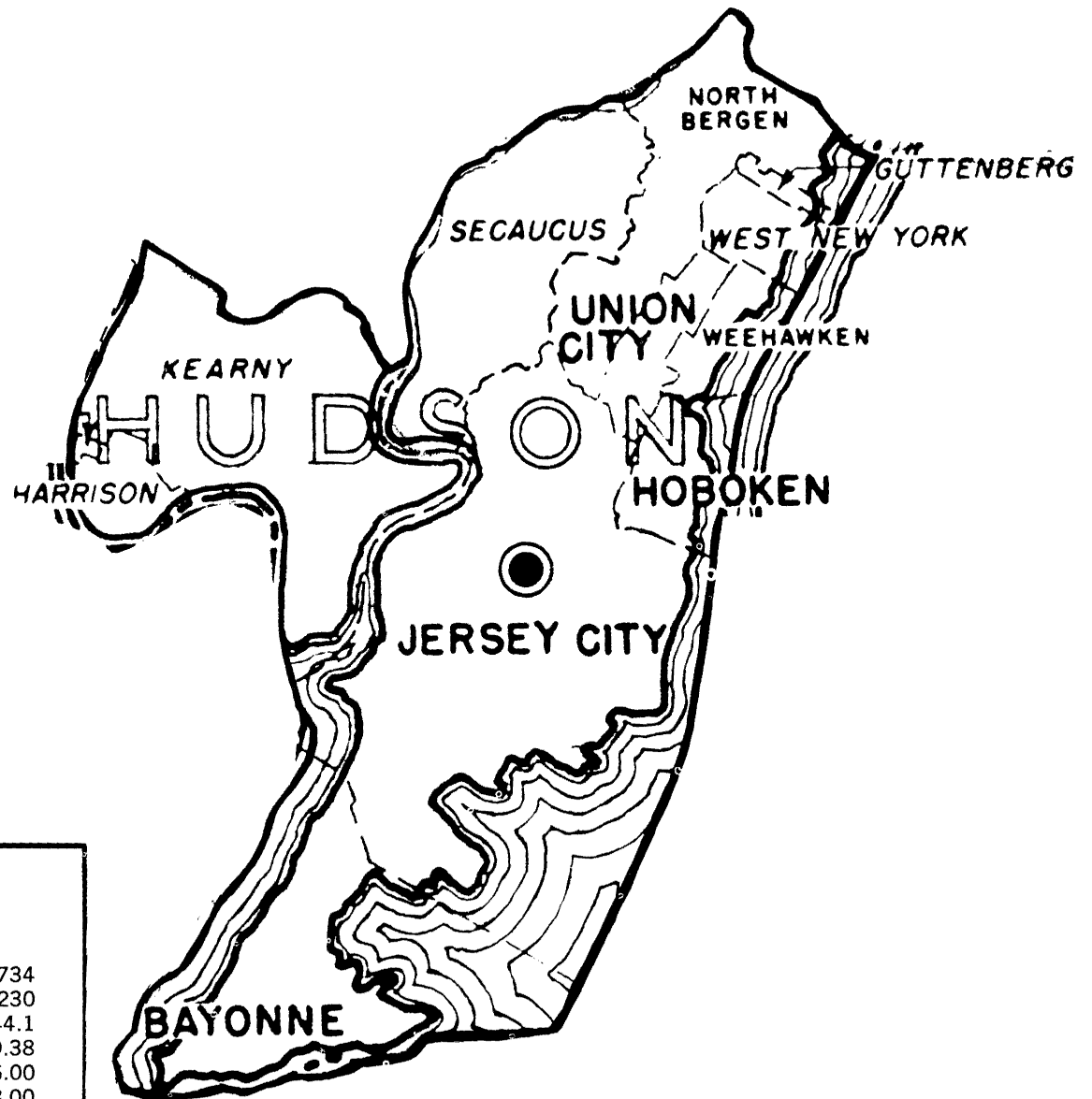
PERCENTAGE DISTRIBUTION OF RATABLES

Vacant	4.7
Residential	38.1
Farm	--
Commercial	20.2
Industrial	23.8
Apartments	13.2

NUMBER OF PARCELS

Vacant	6,570
Residential	60,291
Farm	--
Commercial	12,752
Industrial	2,995
Apartments	5,447





HUDSON COUNTY

COUNTY SEAT: JERSEY CITY

Population Census, 1960	610,734
Population Census, 1968 Est.	607,230
Land Area (Sq. Mi.)	44.1
Density (Per Sq. Mi.)	13,769.38
Net Valuation Taxable	\$1,647,793,516.00
Equalized Valuation	\$2,824,517,938.00
Tax Levy (Including Bank Stock Tax) \$	33,608,803.66

Moody's Bond Rating — Baa

0900
Population 1960 610,734
Population 1968 607,230

Moody Rating BAA
Land Area 44.10 Sq. Miles

Net Valuation Taxable 1,647,793,516

Net Valuation on Which County Taxes
are apportioned: 2,930,191,577

HUDSON COUNTY

PER CAPITA:

Gross Debt 53.53
Net Debt 53.53
Debt Service 4.30
Total Tax Levy 54.94
County Functions 73.40

PER CENT:

Gross Debt 1.20
Net Debt 1.20

1968 EXPENDITURES		1968 EXPENDITURES (cont'd.)		1968 REVENUES REALIZED	
GENERAL GOVERNMENT		EDUCATION (excluding schools)		1968 Property Taxes	
Governing Body and Public Boards	343,393.00	County Superintendent of Schools	21,140.00	Collateral Inheritance Tax	33,365,107.98
Clerk (County and Register)	338,893.00	Vocational Schools	40,000.00	Financial Business Tax	155,109.23
Financial Administration	248,315.00	County College		Franchise Tax	73,132.49
Board of Taxation: Tax Assessment	109,128.00	County Extension Services		BANK STOCK TAX	243,695.68
Planning, Housing, Development	96,500.00	Libraries		Other Miscellaneous Tax	
Elections	934,063.00	Other Educational Services	30,000.00	State Aid Revenues	3,077,817.90
Other General Administration	1,015,299.00	STATUTORY EXPENDITURES		Federal Aid Revenues	135,700.18
JUDICIARY		Pensions & F.I.C.A.	3,573,533.82	Institutional Revenues	5,972,443.18
County Courts	1,357,228.00	Employee Fringe Benefits	35,000.00	Courts	317,401.39
District Courts	434,796.00	Other Statutory Expenditures		County Clerk & Register	113,111.41
Juvenile Courts	357,054.00			Surrogate	96,552.33
Superior Court				Sheriff	70,085.00
Jury Commission	217,675.00	TOTAL ----- COUNTY FUNCTIONS	40,776,403.56	Other Miscellaneous Revenues	386,970.09
Law Library	4,000.00	CAPITAL IMPROVEMENTS	225,000.00	TOTAL 1968 REVENUES	43,233,186.68
Prosecutor's Office	502,506.00	DEBT SERVICE		Prior Years Surplus Appropriated	930,685.00
Surrogate's Office	139,637.00	Principal Payments	1,643,500.00	TOTAL BUDGET REVENUES	44,163,871.68
Probation Office	563,405.00	Interest Payments	968,809.38	CURRENT FINANCES DECEMBER 31, 1968	
Other Judicial	133,500.00	Other Debt Administration		ASSETS	
PUBLIC SAFETY		DEFERRED CHARGES	957,935.81	Cash on Hand Dec. 31, 1968	3,696,557.11
Police	1,443,695.00	RESERVE FOR UNCOLLECTED TAXES		Taxes Receivable	
Sheriff's Office	498,518.00			Emergencies and Other Deferred Charges	1,157,775.00
Civil Defense & Disaster Control	13,200.00	TOTAL EXPENDITURES	44,571,648.75	State Aid Receivable	65,832.00
Environmental Inspection & Control	1,000.00			Other Aid Receivable	5,896,497.78
Weights & Measures	17,425.00	CAPITAL DEBT AUTHORIZED, DECEMBER 31, 1968		TOTAL ASSETS	10,816,661.89
Correctional & Penal	1,342,741.00	ISSUED AND UNISSUED		LIABILITIES	
Other Public Safety		School		Cash Liabilities	2,080,675.84
PUBLIC WORKS		Self-liquidating	32,511,000.00	Reserves for Receivables	5,896,497.78
Roads & Bridges, Streets, Drainage		Other	32,511,000.00	Surplus on Hand Dec. 31, 1968	2,839,488.27
State Aid Motor Vehicle Fund	105,000.00	Total	32,511,000.00	TOTAL LIABILITIES	10,816,661.89
County Funds	1,186,984.00	ISSUED AND OUTSTANDING			
Other Roads & Bridges		School			
Public Bldgs. & Grounds	1,370,655.00	Self-liquidating			
Other Public Works		Other	17,392,961.00		
HEALTH & WELFARE		Total	17,392,961.00		
County Health Department	272,537.00	EQUALIZED VALUATION BASIS	2,689,065,316.00		
Mental Health Activities	8,190,876.00	1968 CAPITAL OUTLAY	1,983,619.08		
Tubercular Patient Care	23,400.00	Beaches and Boardwalks			
County Hospitals, Homes	8,897,127.00	Parks and Playgrounds			
County Aid to Hospitals	304,309.00	Public Buildings and Grounds	1,627,286.45		
Health Clinics	58,989.00	Vehicular Equipment			
Mosquito Extermination	373,069.74	Streets, Roads, Sidewalks, Storm Sewers	354,422.91		
Health Services Except Environmental	52,057.00	Sewer System			
County Welfare Board - Welfare	4,753,801.00	Water System			
Child Welfare	477,401.00	Other Utilities			
Other Welfare Services	24,579.00	Hospitals and Clinics			
RECREATION AND CONSERVATION		Garbage and Trash Disposal Facilities			
Parks, Playgrounds, Shade Trees	873,974.00	Health Equipment			
Land Reclamation & Conservation		Library and Education Facilities			
Other Recreational Services		Conservation and Recreation			
		Other Expenditures	1,909.72		

HUDSON COUNTY - SUMMARY OF MUNICIPAL DATA

1968 EXPENDITURES		1968 REVENUES		1968 PROPERTY TAX	
GENERAL GOVERNMENT					
Governing Body & Public Boards	515,457.00	1968 Property Taxes Collected	118,132,179.71	Local District School Taxes	42,448,934.53
Municipal Clerk	391,848.00	1968 Payments In Lieu of Taxes	552,533.73	Regional & Consolidated School Taxes	
Financial Administration	947,869.92	Delinquent Tax & Lien Collections	6,043,901.62	School Taxes in Municipal Budget	3,272,170.67
Assessment of Taxes	554,383.00	Business Personalty Replacement Taxes	14,266,006.00	County Taxes	33,365,107.98
Collection of Taxes	742,685.00	Taxes from Public Utilities	12,872,809.31	County Library Taxes	
Planning, Housing & Development	482,469.00	Other Miscellaneous Tax Revenues	2,029.15	Local Municipal Purpose Taxes	49,394,724.82
Elections	66,065.00	State Aid Revenues	12,031,735.75	Veteran & Senior Citizen Taxes	1,610,960.00
General Administration (other)	4,565,410.45	Federal Aid Revenues	117,299.99	Total Taxes for Rate Computation	130,091,898.00
JUDICIARY		Sale of Acquired Property	3,437,972.78	Special District Taxes	
Municipal Courts	584,371.00	Other Miscellaneous Revenues	15,139,935.19	Bank Stock Taxes	243,695.69
PUBLIC SAFETY		Total 1968 Revenues	182,596,403.23	Added and Omitted Taxes	636,865.46
Fire Protection	15,424,603.09	Prior Years Surplus Appropriated	5,315,759.88	Total Taxes Levied	129,361,499.15
Police Protection	17,441,028.45	TOTAL REVENUES	187,912,163.11	1968 TAXES COLLECTED	118,132,179.71
Civil Defense & Disaster Control	74,630.00	1968 REAL PROPERTY VALUATIONS - ASSESSED		1968 Taxes Cancelled, Abated or Adjusted	1,290,258.15
Environmental Inspection & Control	1,337,746.00	Code	Class	Transfer To Tax Title Liens	247,165.90
Other Public Safety	178,387.00		%	Balance Outstanding Dec. 31, 1968	8,941,175.03
PUBLIC WORKS		1	Vacant Land		
Streets and Drainage	7,489,334.01	2	Residential	PRIOR YEARS TAXES OUTSTANDING	
Sewers and Sewage Processing	1,289,733.17	3	Farm	Balance January 1, 1968	17,822,448.49
Garbage and Trash Disposal	5,095,463.33	4a	Commercial	Collected in 1968	5,804,537.23
Public Buildings and Grounds	2,946,909.33	4b	Industrial	Cancelled, Abated or Adjusted (1968)	4,182,597.35
Other Public Works		4c	Apartments	Transfers to Tax Title Liens	1,193,213.52
HEALTH and WELFARE		Total Valuation		Balance December 31, 1968	6,642,100.39
Health Services Except Environmental	2,064,914.75	CAPITAL DEBT AUTHORIZED, DECEMBER 31, 1968		TAX TITLE LIENS OUTSTANDING	
Welfare-Public Assistance	2,421,287.00	ISSUED AND UNISSUED	GROSS DEBT	Balance January 1, 1968	7,327,962.41
Hospitals, Clinics, First Aid	9,132,356.00	School	72,303,600.00	Transfers From Taxes	2,358,234.09
Animal, Insect, & Rodent Control	22,400.00	Self-liquidating	28,831,524.00	Redeemed in 1968	240,513.15
Other Welfare Services	72,570.00	Other	64,174,582.14	Cancelled, Abated or Adjusted (1968)	1,049,304.52
RECREATION and CONSERVATION		Total	65,309,706.14	Balance December 31, 1968	8,396,378.83
Beaches and Boardwalks	6,500.00	ISSUED AND OUTSTANDING		PROPERTY ACQUIRED BY DEED OR FORECLOSURE	
Parks, Playgrounds, Shade Trees	1,575,660.37	School	63,044,600.00	Balance January 1, 1968	35,305,713.50
Land Reclamation & Conservation		Self-liquidating	21,306,550.00	Transfers From Liens	1,312,075.00
Other Recreational Services	883,501.61	Other	61,711,000.00	Sale for Cash (1968)	6,094,447.78
EDUCATION (excluding schools)		Total	146,062,150.00	Cancelled, Abated or Adjusted (1968)	6,965,852.22
Libraries	1,702,013.05	EQUALIZED VALUATION BASIS	2,689,065,316.33	Balance December 31, 1968	23,557,488.50
Other Educational Services	107,015.62	1968 CAPITAL OUTLAY	16,976,013.94	CURRENT FINANCES DECEMBER 31, 1968	
STATUTORY EXPENDITURES		Beaches and Boardwalks	1,135,251.46	ASSETS	
Pensions & F. I. C. A.	10,523,576.98	Parks and Playgrounds	8,671,847.29	Cash on Hand Dec. 31, 1968	25,537,461.44
Employee Fringe Benefits	1,152,702.00	Public Buildings and Grounds	674,405.82	Taxes Receivable	15,583,275.42
Other Statutory Expenditures		Vehicular Equipment	377,890.73	Tax Title Liens	8,396,378.83
TOTAL MUNICIPAL FUNCTIONS	89,792,890.13	Streets, Roads, Sidewalks, Storm Sewers	1,546,541.45	Foreclosed Property	23,557,488.50
CAPITAL IMPROVEMENTS	628,700.00	Sewer System	985,209.00	Emergencies & Other Deferred Charges	3,920,160.65
DEBT SERVICE		Water System	3,891.12	State Aid Receivable	1,989,791.36
Principal Payments	4,714,500.00	Other Utilities	42,896.47	Other Receivables	12,778,458.15
Interest Payments	4,779,037.31	Hospitals and Clinics		Total	91,763,014.35
Other Debt Administration	55,755.74	Garbage and Trash Disposal Facilities		LIABILITIES	
DEFERRED CHARGES	3,714,347.13	Health Equipment		Cash Liabilities	18,511,590.39
SCHOOL, COUNTY, SPECIAL DISTRICT TAXES	79,086,213.18	Library and Education Facilities		Reserves For Receivables	60,315,600.90
RESERVE FOR UNCOLLECTED TAXES	11,969,678.58	Conservation and Recreation		Surplus on Hand Dec. 31, 1968	12,935,823.06
TOTAL EXPENDITURES	194,741,122.07	Other Expenditures	3,538,080.60	Total	91,763,014.35

HUNTERDON COUNTY

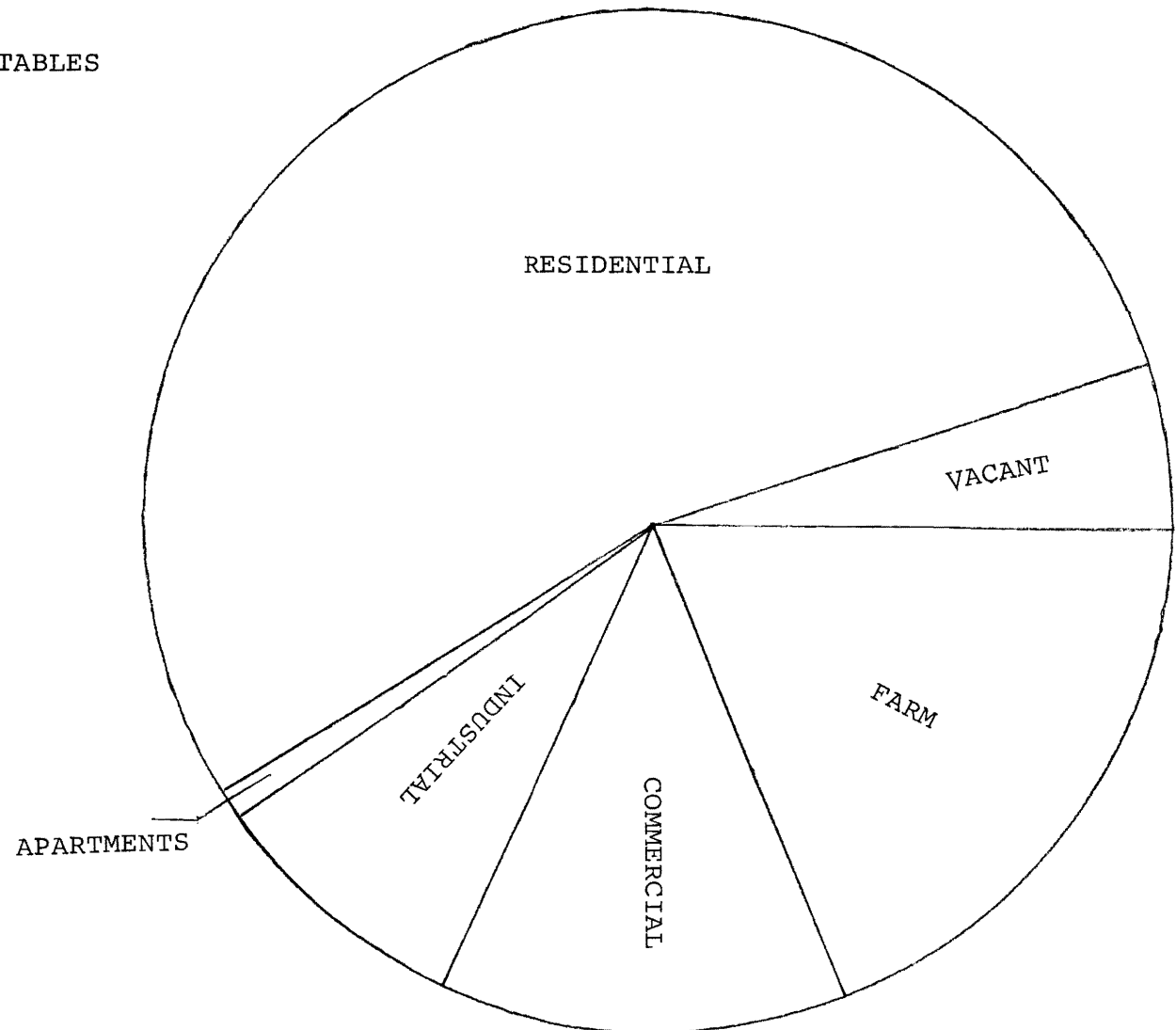
DISTRIBUTION OF RATABLES

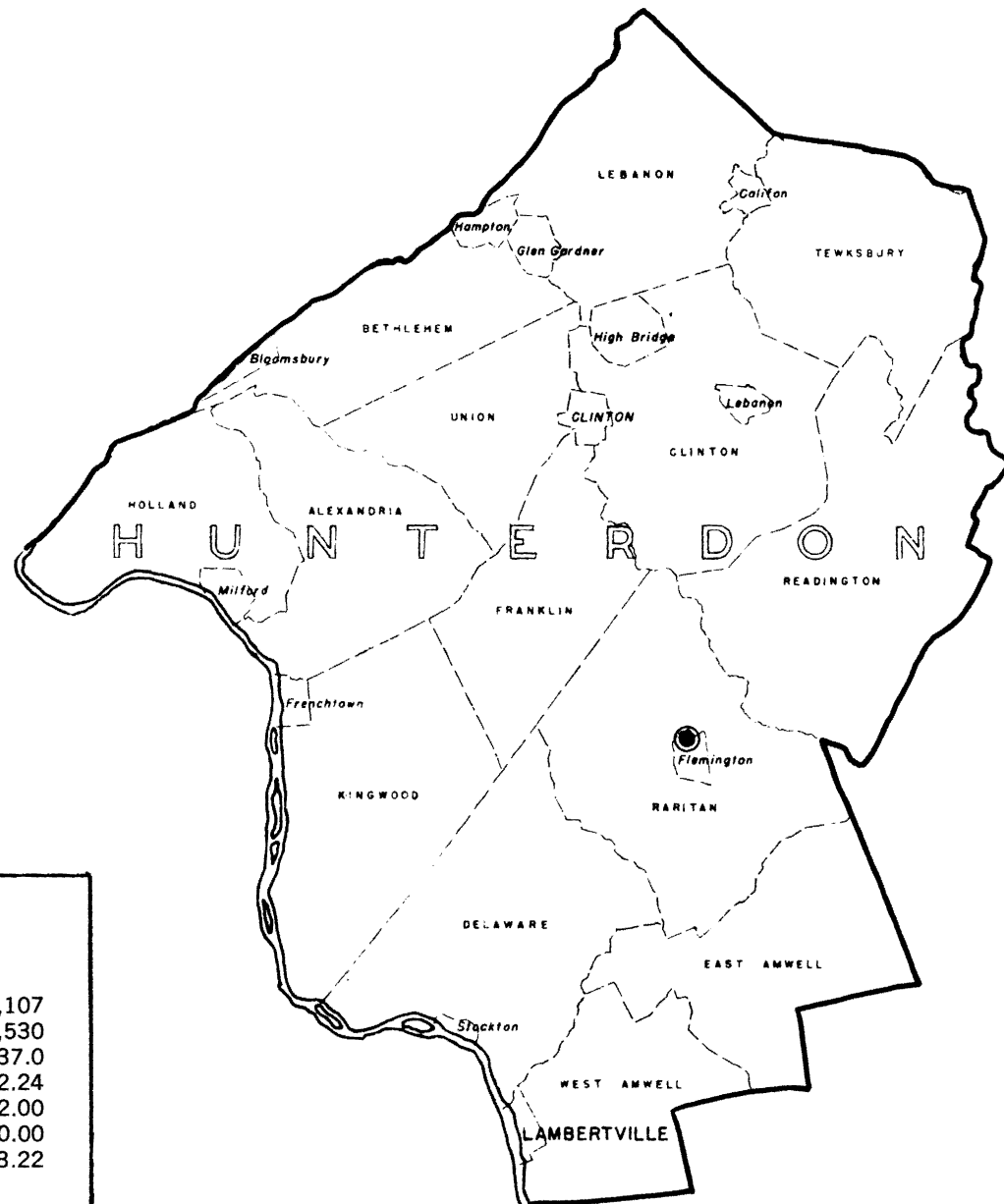
PERCENTAGE DISTRIBUTION OF RATABLES

Vacant	5.2
Residential	54.4
Farm	18.4
Commercial	13.1
Industrial	8.2
Apartments	.7

NUMBER OF PARCELS

Vacant	5,429
Residential	15,602
Farm	3,772
Commercial	1,338
Industrial	115
Apartments	50





HUNTERDON COUNTY

COUNTY SEAT: FLEMINGTON

Population Census, 1960	54,107
Population Census, 1968 Est.	66,530
Land Area (Sq. Mi.)	437.0
Density (Per Sq. Mi.)	152.24
Net Valuation Taxable	\$472,567,022.00
Equalized Valuation	\$566,612,940.00
Tax Levy (Including Bank Stock Tax) .	\$ 2,669,673.22
Moody's Bond Rating — No Rating	

1000
Population 1960 54,107
Population 1968 66,530

Moody Rating
Land Area 437.00 Sq. Miles

Net Valuation Taxable 472,567,022

Net Valuation on Which County Taxes
are apportioned: 574,689,805

HUNTERDON COUNTY

PER CAPITA:
Gross Debt
Net Debt
Debt Service
Total Tax Levy 39.64
County Functions 53.26

PER CENT:
Gross Debt
Net Debt

1968 EXPENDITURES GENERAL GOVERNMENT		1968 EXPENDITURES (cont'd.)		1968 REVENUES REALIZED	
Governing Body and Public Boards	40,696.10	EDUCATION (excluding schools)		1968 Property Taxes	2,637,380.11
Clerk (County and Register)	58,000.00	County Superintendent of Schools	22,603.00	Collateral Inheritance Tax	24,140.96
Financial Administration	16,038.32	Vocational Schools		Financial Business Tax	
Board of Taxation: Tax Assessment	13,928.34	County College		Franchise Tax	
Planning, Housing, Development	61,862.00	County Extension Services	37,270.00	BANK STOCK TAX	32,293.11
Elections	44,000.00	Libraries	7,680.00	Other Miscellaneous Tax	
Other General Administration	28,800.00	Other Educational Services	17,160.00	State Aid Revenues	356,636.41
JUDICIARY		STATUTORY EXPENDITURES		Federal Aid Revenues	26,324.71
County Courts	56,853.56	Pensions & F.I.C.A.	151,625.00	Institutional Revenues	55,879.84
District Courts	14,697.03	Employee Fringe Benefits	51,300.00	Courts	62,940.74
Juvenile Courts		Other Statutory Expenditures		County Clerk & Register	20,967.97
Superior Court				Surrogate	11,812.62
Jury Commission	20,700.00			Sheriff	2,601.00
Law Library	2,900.00	TOTAL ----- COUNTY FUNCTIONS	2,798,318.18	Other Miscellaneous Revenues	99,104.24
Prosecutor's Office	51,300.00	CAPITAL IMPROVEMENTS	698,000.00	TOTAL 1968 REVENUES	3,131,873.23
Surrogate's Office	32,350.00	DEBT SERVICE		Prior Years Surplus Appropriated	400,000.00
Probation Office	63,200.00	Principal Payments		TOTAL BUDGET REVENUES	3,531,873.23
Other Judicial	13,439.66	Interest Payments			
PUBLIC SAFETY		Other Debt Administration		CURRENT FINANCES DECEMBER 31, 1968	
Police	3,600.00	DEFERRED CHARGES	47,724.22	ASSETS	
Sheriff's Office	42,680.00	RESERVE FOR UNCOLLECTED TAXES		Cash on Hand Dec. 31, 1968	853,222.40
Civil Defense & Disaster Control	18,370.37			Taxes Receivable	
Environmental Inspection & Control				Emergencies and Other Deferred Charges	29,000.00
Weights & Measures	7,975.10	TOTAL EXPENDITURES	3,544,042.40	State Aid Receivable	475,610.00
Correctional & Penal	40,150.00			Other Aid Receivable	35,510.39
Other Public Safety	3,550.00			TOTAL ASSETS	1,393,342.79
PUBLIC WORKS		CAPITAL DEBT AUTHORIZED, DECEMBER 31, 1968		LIABILITIES	
Roads & Bridges, Streets, Drainage		ISSUED AND UNISSUED		Cash Liabilities	764,245.28
State Aid Motor Vehicle Fund	305,600.00	School		Reserves for Receivables	35,510.39
County Funds	613,000.00	Self-liquidating		Surplus on Hand Dec. 31, 1968	593,587.12
Other Roads & Bridges		Other		TOTAL LIABILITIES	1,393,342.79
Public Bldgs. & Grounds	108,800.00	Total			
Other Public Works					
HEALTH & WELFARE		ISSUED AND OUTSTANDING			
County Health Department	49,652.21	School			
Mental Health Activities	333,094.84	Self-liquidating			
Tubercular Patient Care	4,700.00	Other			
County Hospitals, Homes		Total			
County Aid to Hospitals	65,000.00				
Health Clinics	6,219.00	EQUALIZED VALUATION BASIS	521,626,808.66		
Mosquito Extermination		1968 CAPITAL OUTLAY	531,789.04		
Health Services Except Environmental	24,000.00	Beaches and Boardwalks			
County Welfare Board - Welfare	282,795.86	Parks and Playgrounds			
Child Welfare	75,527.79	Public Buildings and Grounds	6,750.00		
Other Welfare Services	4,500.00	Vehicular Equipment			
RECREATION AND CONSERVATION		Streets, Roads, Sidewalks, Storm Sewers	525,039.04		
Parks, Playgrounds, Shade Trees	2,000.00	Sewer System			
Land Reclamation & Conservation		Water System			
Other Recreational Services	700.00	Other Utilities			
		Hospitals and Clinics			
		Garbage and Trash Disposal Facilities			
		Health Equipment			
		Library and Education Facilities			
		Conservation and Recreation			
		Other Expenditures			

HUNTERDON COUNTY - SUMMARY OF MUNICIPAL DATA

1968 EXPENDITURES		1968 REVENUES		1968 PROPERTY TAX	
GENERAL GOVERNMENT		1968 Property Taxes Collected		Local District School Taxes	6,623,745.48
Governing Body & Public Boards		1968 Payments in Lieu of Taxes	13,873,185.84	Regional & Consolidated School Taxes	4,441,598.00
Municipal Clerk	6,475.00	Delinquent Tax & Lien Collections	1,153,259.47	School Taxes in Municipal Budget	
Financial Administration	59,526.64	Business Personalty Replacement Taxes	1,000,098.00	County Taxes	2,637,380.11
Assessment of Taxes	137,695.00	Taxes from Public Utilities	1,510,550.61	County Library Taxes	85,000.00
Collection of Taxes	81,148.61	Other Miscellaneous Tax Revenues		Local Municipal Purpose Taxes	1,597,449.42
Planning, Housing & Development	88,558.60	State Aid Revenues	226,921.86	Veteran & Senior Citizen Taxes	379,730.00
Elections	7,661.85	Federal Aid Revenues		Total Taxes for Rate Computation	15,764,903.01
General Administration (other)	454,938.90	Sale of Acquired Property	18,009.00	Special District Taxes	1,028.39
JUDICIARY		Other Miscellaneous Revenues	518,138.71	Bank Stock Taxes	32,293.11
Municipal Courts	52,125.98	Total 1968 Revenues	18,300,163.49	Added and Omitted Taxes	151,738.79
PUBLIC SAFETY		Prior Years Surplus Appropriated	1,316,780.95	Total Taxes Levied	15,570,233.30
Fire Protection	170,722.69	TOTAL REVENUES	19,616,944.44	1968 TAXES COLLECTED	13,873,185.84
Police Protection	346,283.67			1968 Taxes Cancelled, Abated or Adjusted	157,948.27
Civil Defense & Disaster Control	7,115.26			Transfer To Tax Title Liens	17,865.28
Environmental Inspection & Control	37,737.29			Balance Outstanding Dec. 31, 1968	1,526,558.45
Other Public Safety	500.00				
PUBLIC WORKS		1968 REAL PROPERTY VALUATIONS - ASSESSED		PRIOR YEARS TAXES OUTSTANDING	
Streets and Drainage	1,485,722.16	Code	Class	Balance January 1, 1968	1,773,704.31
Sewers and Sewage Processing	31,900.00	1	Vacant Land	Collected in 1968	1,142,705.11
Garbage and Trash Disposal	143,500.00	2	Residential	Cancelled, Abated or Adjusted (1968)	64,446.14
Public Buildings and Grounds	126,755.77	3	Farm	Transfers to Tax Title Liens	6,508.53
Other Public Works	50.00	4a	Commercial	Balance December 31, 1968	560,044.53
HEALTH and WELFARE		4b	Industrial		
Health Services Except Environmental	45,534.86	4c	Apartments		
Welfare-Public Assistance	40,408.00	Total Valuation		TAX TITLE LIENS OUTSTANDING	
Hospitals, Clinics, First Aid	1,100.00	CAPITAL DEBT AUTHORIZED, DECEMBER 31, 1968		Balance January 1, 1968	57,163.67
Animal, Insect, & Rodent Control	955.00	ISSUED AND UNISSUED	GROSS DEBT	Transfers From Taxes	26,123.85
Other Welfare Services		School	22,755,564.28	Redeemed in 1968	10,554.36
RECREATION and CONSERVATION		Self-liquidating	2,882,050.72	Cancelled, Abated or Adjusted (1968)	2,035.59
Beaches and Boardwalks		Other	3,706,520.60	Balance December 31, 1968	70,697.57
Parks, Playgrounds, Shade Trees	20,200.00	Total	29,344,135.60	6,651,317.34	
Land Reclamation & Conservation				PROPERTY ACQUIRED BY DEED OR FORECLOSURE	
Other Recreational Services	19,585.70	ISSUED AND OUTSTANDING		Balance January 1, 1968	3,925.00
EDUCATION (excluding schools)		School	10,865,702.13	Transfers From Liens	
Libraries	42,163.15	Self-liquidating	846,275.00	Sale for Cash (1968)	
Other Educational Services	474,400.00	Other	2,131,082.10	Cancelled, Abated or Adjusted (1968)	
STATUTORY EXPENDITURES		Total	13,843,059.23	Balance December 31, 1968	3,925.00
Pensions & F. I. C. A.	93,454.53	EQUALIZED VALUATION BASIS	521,626,808.67	CURRENT FINANCES DECEMBER 31, 1968	
Employee Fringe Benefits	41,540.00	1968 CAPITAL OUTLAY	2,695,379.23	ASSETS	
Other Statutory Expenditures		Beaches and Boardwalks		Cash on Hand Dec. 31, 1968	6,145,558.37
TOTAL MUNICIPAL FUNCTIONS	4,017,758.66	Parks and Playgrounds	94,744.70	Taxes Receivable	2,086,602.98
CAPITAL IMPROVEMENTS	391,500.00	Public Buildings and Grounds	77,029.51	Tax Title Liens	70,697.57
DEBT SERVICE		Vehicular Equipment	206,960.03	Foreclosed Property	3,925.00
Principal Payments	28,920.80	Streets, Roads, Sidewalks, Storm Sewers	2,086,326.21	Emergencies & Other Deferred Charges	171,388.34
Interest Payments	8,487.50	Sewer System	85,346.45	State Aid Receivable	369,261.07
Other Debt Administration		Water System		Other Receivables	169,136.48
DEFERRED CHARGES	161,579.32	Other Utilities		Total	9,016,569.81
SCHOOL, COUNTY, SPECIAL DISTRICT TAXES	13,788,751.98	Hospitals and Clinics		LIABILITIES	
RESERVE FOR UNCOLLECTED TAXES	1,838,176.49	Garbage and Trash Disposal Facilities		Cash Liabilities	4,179,093.35
		Health Equipment		Reserves For Receivables	2,330,362.03
		Library and Education Facilities	78,699.09	Surplus on Hand Dec. 31, 1968	2,507,114.43
		Conservation and Recreation		Total	9,016,569.81
TOTAL EXPENDITURES	20,235,174.75	Other Expenditures	66,273.24		

MERCER COUNTY

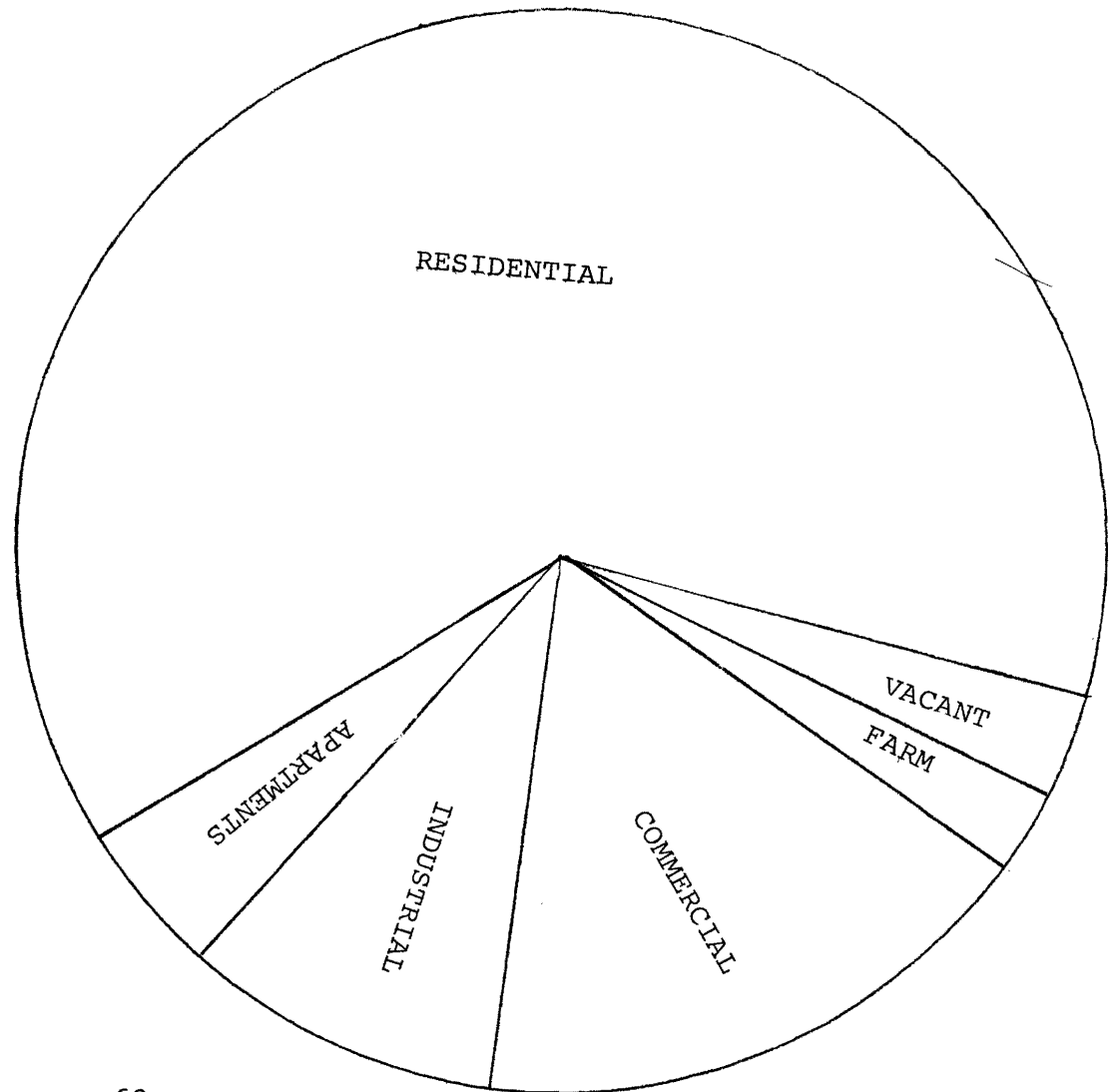
DISTRIBUTION OF RATABLES

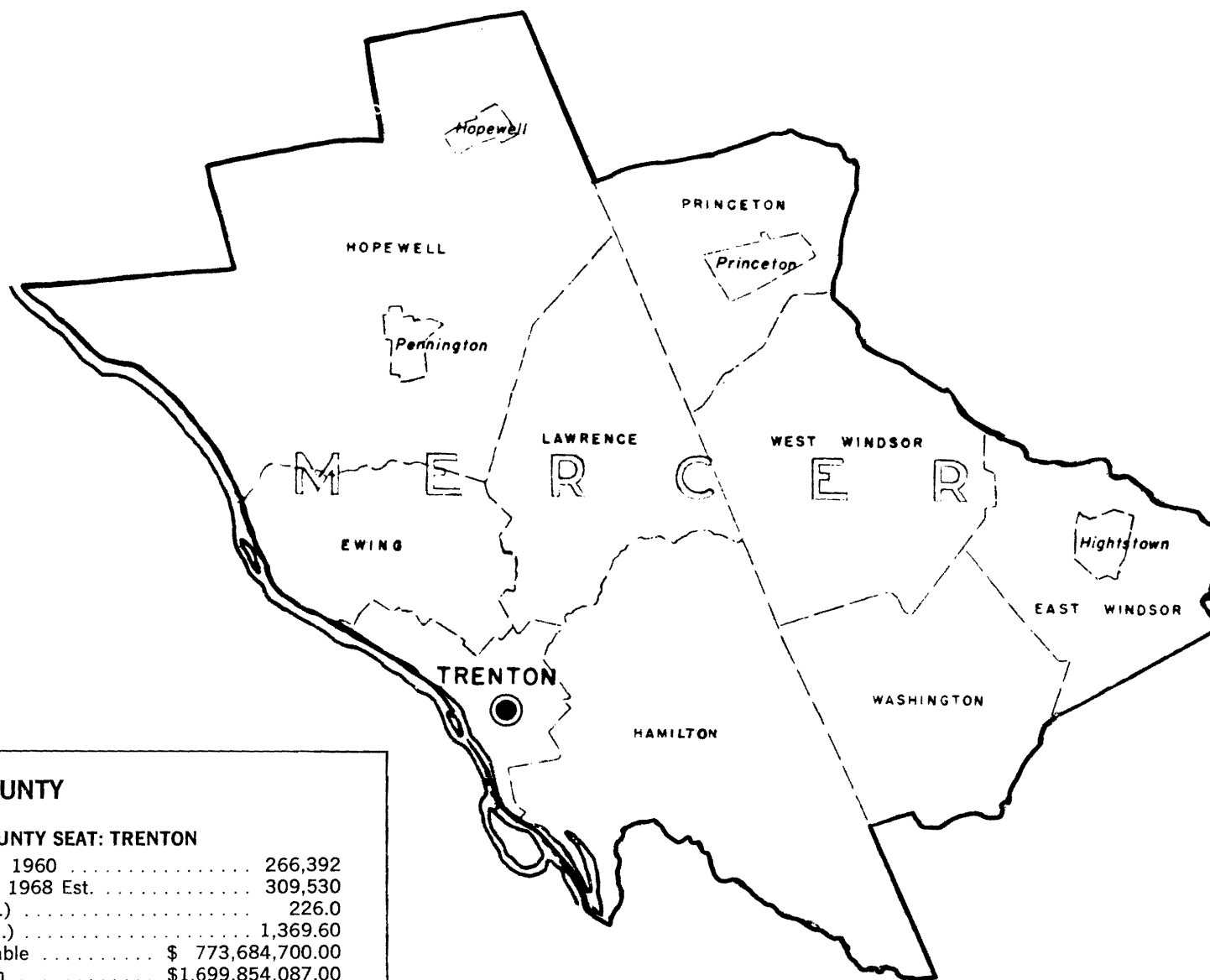
PERCENTAGE DISTRIBUTION OF RATABLES

Vacant	3.0
Residential	62.9
Farm	2.4
Commercial	17.3
Industrial	9.7
Apartments	4.7

NUMBER OF PARCELS

Vacant	9,199
Residential	66,940
Farm	1,722
Commercial	5,686
Industrial	479
Apartments	300





MERCER COUNTY

COUNTY SEAT: TRENTON

Population Census, 1960	266,392
Population Census, 1968 Est.	309,530
Land Area (Sq. Mi.)	226.0
Density (Per Sq. Mi.)	1,369.60
Net Valuation Taxable	\$ 773,684,700.00
Equalized Valuation	\$1,699,854,087.00
Tax Levy (Including Bank Stock Tax) \$	14,751,741.47

Moody's Bond Rating — No Rating

1100
Population 1960 266,392
Population 1968 309,530

Moody Rating
Land Area 226.00 Sq. Miles

Net Valuation Taxable 773,684,700

Net Valuation on Which County Taxes
are apportioned: 1,728,860,510

MERCER COUNTY

PER CAPITA:
Gross Debt 60.21
Net Debt 57.33
Debt Service 6.01
Total Tax Levy 47.13
County Functions 59.12

PER CENT:
Gross Debt 1.18
Net Debt 1.13

1968 EXPENDITURES		1968 EXPENDITURES (cont'd.)		1968 REVENUES REALIZED	
GENERAL GOVERNMENT		EDUCATION (excluding schools)		1968 Property Taxes	
Governing Body and Public Boards	148,068.00	County Superintendent of Schools	28,050.00	Collateral Inheritance Tax	14,590,343.27
Clerk (County and Register)	338,110.00	Vocational Schools	30,000.00	Financial Business Tax	124,378.59
Financial Administration	141,080.00	County College	688,674.00	Franchise Tax	38,577.76
Board of Taxation: Tax Assessment	27,128.00	County Extension Services	42,685.00	BANK STOCK TAX	20,589.79
Planning, Housing, Development	101,540.00	Libraries		Other Miscellaneous Tax	161,398.20
Elections	315,047.00	Other Educational Services		State Aid Revenues	392,965.65
Other General Administration	987,380.00	STATUTORY EXPENDITURES		Federal Aid Revenues	13,824.11
JUDICIARY		Pensions & F.I.C.A.	889,330.00	Institutional Revenues	1,177,565.65
County Courts	545,520.00	Employee Fringe Benefits	198,000.00	Courts	242,292.80
District Courts	73,849.16	Other Statutory Expenditures		County Clerk & Register	78,776.20
Juvenile Courts	52,719.16			Surrogate	66,338.32
Superior Court				Sheriff	
Jury Commission	128,452.35	TOTAL ----- COUNTY FUNCTIONS	15,907,707.78	Other Miscellaneous Revenues	89,488.84
Law Library		CAPITAL IMPROVEMENTS	219,218.69	TOTAL 1968 REVENUES	16,996,539.18
Prosecutor's Office	374,750.00	DEBT SERVICE		Prior Years Surplus Appropriated	800,000.00
Surrogate's Office	81,350.00	Principal Payments	1,240,000.00	TOTAL BUDGET REVENUES	17,796,539.18
Probation Office	297,975.00	Interest Payments	620,615.00	CURRENT FINANCES DECEMBER 31, 1968	
Other Judicial	43,022.44	Other Debt Administration		ASSETS	
PUBLIC SAFETY		DEFERRED CHARGES	314,180.00	Cash on Hand Dec. 31, 1968	1,899,383.41
Police		RESERVE FOR UNCOLLECTED TAXES		Taxes Receivable	
Sheriff's Office	113,796.48			Emergencies and Other Deferred Charges	220,000.00
Civil Defense & Disaster Control	34,720.00	TOTAL EXPENDITURES	18,301,721.47	State Aid Receivable	
Environmental Inspection & Control				Other Aid Receivable	130,723.94
Weights & Measures	10,155.00	CAPITAL DEBT AUTHORIZED, DECEMBER 31, 1968		TOTAL ASSETS	2,250,107.35
Correctional & Penal	1,114,688.00	ISSUED AND UNISSUED		LIABILITIES	
Other Public Safety	3,500.00	School		Cash Liabilities	1,055,044.16
PUBLIC WORKS		Self-liquidating		Reserves for Receivables	130,723.94
Roads & Bridges, Streets, Drainage		Other	18,637,602.50	Surplus on Hand Dec. 31, 1968	1,064,339.25
State Aid Motor Vehicle Fund	317,980.00	Total	18,637,602.50	TOTAL LIABILITIES	2,250,107.35
County Funds	681,917.78	ISSUED AND OUTSTANDING			
Other Roads & Bridges		School			
Public Bldgs. & Grounds	361,630.00	Self-liquidating			
Other Public Works	90,000.00	Other	17,747,000.00		
HEALTH & WELFARE		Total	17,747,000.00		
County Health Department	46,558.00	EQUALIZED VALUATION BASIS	1,566,854,671.33		
Mental Health Activities	1,541,000.00	1968 CAPITAL OUTLAY	3,549,959.39		
Tubercular Patient Care	7,000.00	Beaches and Boardwalks			
County Hospitals, Homes	1,460,691.53	Parks and Playgrounds	1,367,200.17		
County Aid to Hospitals	623,000.00	Public Buildings and Grounds	493,797.74		
Health Clinics	127,075.00	Vehicular Equipment			
Mosquito Extermination	225,385.00	Streets, Roads, Sidewalks, Storm Sewers	715,231.54		
Health Services Except Environmental	35,000.00	Sewer System			
County Welfare Board - Welfare	2,350,000.00	Water System			
Child Welfare	587,380.84	Other Utilities			
Other Welfare Services	36,400.04	Hospitals and Clinics			
RECREATION AND CONSERVATION		Garbage and Trash Disposal Facilities			
Parks, Playgrounds, Shade Trees	607,100.00	Health Equipment	41,586.44		
Land Reclamation & Conservation		Library and Education Facilities	334,335.00		
Other Recreational Services		Conservation and Recreation			
		Other Expenditures	597,808.50		

MERCER COUNTY - SUMMARY OF MUNICIPAL DATA

1968 EXPENDITURES		1968 REVENUES		1968 PROPERTY TAX	
GENERAL GOVERNMENT					
Governing Body & Public Boards	122,220.64	1968 Property Taxes Collected	58,923,483.50	Local District School Taxes	24,492,401.05
Municipal Clerk	62,056.73	1968 Payments in Lieu of Taxes	226,775.22	Regional & Consolidated School Taxes	8,832,094.65
Financial Administration	244,662.12	Delinquent Tax & Lien Collections	2,985,740.27	School Taxes in Municipal Budget	280,566.50
Assessment of Taxes	251,207.78	Business Personalty Replacement Taxes	5,330,643.00	County Taxes	14,590,343.27
Collection of Taxes	363,885.87	Taxes from Public Utilities	7,059,760.88	County Library Taxes	182,000.00
Planning, Housing & Development	613,194.10	Other Miscellaneous Tax Revenues	27,474.81	Local Municipal Purpose Taxes	13,732,721.44
Elections	35,431.22	State Aid Revenues	1,214,551.02	Veteran & Senior Citizen Taxes	1,580,670.00
General Administration (other)	2,174,381.66	Federal Aid Revenues	68,000.00	Total Taxes for Rate Computation	63,690,796.91
JUDICIARY		Sale of Acquired Property	19,430.77	Special District Taxes	330,499.05
Municipal Courts	222,370.50	Other Miscellaneous Revenues	4,237,428.58	Bank Stock Taxes	161,398.20
PUBLIC SAFETY		Total 1968 Revenues	80,093,288.05	Added and Omitted Taxes	618,070.07
Fire Protection	2,634,922.69	Prior Years Surplus Appropriated	3,633,400.00	Total Taxes Levied	63,220,094.23
Police Protection	5,568,374.19	TOTAL REVENUES	83,726,688.05	1968 TAXES COLLECTED	58,923,483.50
Civil Defense & Disaster Control	75,254.95	1968 REAL PROPERTY VALUATIONS - ASSESSED		1968 Taxes Cancelled, Abated or Adjusted	477,121.29
Environmental Inspection & Control	177,107.16			Transfer To Tax Title Liens	255,509.21
Other Public Safety	201,201.42	Code	Class	Balance Outstanding Dec. 31, 1968	3,578,478.98
PUBLIC WORKS		1	Vacant Land	PRIOR YEARS TAXES OUTSTANDING	
Streets and Drainage	4,532,851.45	2	Residential	Balance January 1, 1968	4,481,837.52
Sewers and Sewage Processing	1,868,039.29	3	Farm	Collected in 1968	2,780,938.65
Garbage and Trash Disposal	1,650,000.69	4a	Commercial	Cancelled, Abated or Adjusted (1968)	53,956.50
Public Buildings and Grounds	783,713.85	4b	Industrial	Transfers to Tax Title Liens	86,715.61
Other Public Works		4c	Apartments	Balance December 31, 1968	1,560,226.76
HEALTH and WELFARE		Total Valuation		TAX TITLE LIENS OUTSTANDING	
Health Services Except Environmental	747,541.80	CAPITAL DEBT AUTHORIZED, DECEMBER 31, 1968		Balance January 1, 1968	579,514.02
Welfare-Public Assistance	720,571.62	ISSUED AND UNISSUED	GROSS DEBT	Transfers From Taxes	315,005.89
Hospitals, Clinics, First Aid	72,000.00	School	45,586,500.00	Redeemed in 1968	200,559.66
Animal, Insect, & Rodent Control	49,805.58	Self-liquidating	17,112,211.90	Cancelled, Abated or Adjusted (1968)	99,722.74
Other Welfare Services		Other	26,669,506.92	Balance December 31, 1968	630,237.51
RECREATION and CONSERVATION		Total	89,368,218.82	PROPERTY ACQUIRED BY DEED OR FORECLOSURE	
Beaches and Boardwalks		ISSUED AND OUTSTANDING		Balance January 1, 1968	344,977.00
Parks, Playgrounds, Shade Trees	1,083,358.20	School	44,718,500.00	Transfers From Liens	43,820.00
Land Reclamation & Conservation		Self-liquidating	14,992,000.00	Sale for Cash (1968)	19,725.77
Other Recreational Services	215,412.36	Other	24,344,851.59	Cancelled, Abated or Adjusted (1968)	15,475.00
EDUCATION (excluding schools)		Total	84,055,351.59	Balance December 31, 1968	353,596.23
Libraries	819,478.75	EQUALIZED VALUATION BASIS	1,566,854,670.31	CURRENT FINANCES DECEMBER 31, 1968	
Other Educational Services	49,288.18	1968 CAPITAL OUTLAY	7,010,851.65	ASSETS	
STATUTORY EXPENDITURES		Beaches and Boardwalks	519,870.64	Cash on Hand Dec. 31, 1968	14,442,405.91
Pensions & F. I. C. A.	2,336,460.34	Parks and Playgrounds	561,351.22	Taxes Receivable	5,138,705.74
Employee Fringe Benefits	428,821.28	Public Buildings and Grounds	87,750.10	Tax Title Liens	630,237.51
Other Statutory Expenditures		Vehicular Equipment	980,252.03	Foreclosed Property	353,596.23
TOTAL MUNICIPAL FUNCTIONS	28,103,614.42	Streets, Roads, Sidewalks, Storm Sewers	3,484,452.58	Emergencies & Other Deferred Charges	144,730.13
CAPITAL IMPROVEMENTS	576,470.64	Sewer System	46,079.14	State Aid Receivable	710,094.15
DEBT SERVICE		Water System	15,814.14	Other Receivables	876,143.29
Principal Payments	2,005,500.00	Other Utilities		Total	22,295,912.96
Interest Payments	893,431.75	Hospitals and Clinics		LIABILITIES	
Other Debt Administration	439,614.91	Garbage and Trash Disposal Facilities		Cash Liabilities	8,438,093.56
DEFERRED CHARGES	48,707,904.52	Health Equipment		Reserves For Receivables	6,998,682.77
SCHOOL, COUNTY, SPECIAL DISTRICT TAXES	5,100,407.10	Library and Education Facilities		Surplus on Hand Dec. 31, 1968	6,859,136.63
RESERVE FOR UNCOLLECTED TAXES		Conservation and Recreation	188,577.67	Total	22,295,912.96
TOTAL EXPENDITURES	85,826,943.34	Other Expenditures	1,126,704.13		

1200
Population 1960 433,856
Population 1968 578,090

Moody Rating AA
Land Area 308.79 Sq. Miles

Net Valuation Taxable 1,644,789,830

Net Valuation on Which County Taxes
are apportioned: 4,076,761,176

MIDDLESEX COUNTY

PER CAPITA:
Gross Debt 52.16
Net Debt 52.16
Debt Service 3.40
Total Tax Levy 36.36
County Functions 45.67

PER CENT:
Gross Debt .84
Net Debt .84

1968 EXPENDITURES GENERAL GOVERNMENT		1968 EXPENDITURES (cont'd.)		1968 REVENUES REALIZED	
Governing Body and Public Boards	120,448.00	EDUCATION (excluding schools)		1968 Property Taxes	21,024,740.00
Clerk (County and Register)	295,940.00	County Superintendent of Schools	27,055.00	Collateral Inheritance Tax	78,878.20
Financial Administration	168,570.00	Vocational Schools	1,074,470.00	Financial Business Tax	33,817.84
Board of Taxation: Tax Assessment	53,459.00	County College	649,000.00	Franchise Tax	
Planning, Housing, Development	211,157.00	County Extension Services	43,725.00	BANK STOCK TAX	153,926.10
Elections	375,843.00	Libraries		Other Miscellaneous Tax	
Other General Administration	478,161.00	Other Educational Services	10,000.00	State Aid Revenues	704,467.97
JUDICIARY		STATUTORY EXPENDITURES		Federal Aid Revenues	
County Courts	864,281.00	Pensions & F.I.C.A.	1,224,100.00	Institutional Revenues	1,533,476.92
District Courts	243,647.00	Employee Fringe Benefits	526,000.00	Courts	464,200.92
Juvenile Courts		Other Statutory Expenditures		County Clerk & Register	86,945.76
Superior Court				Surrogate	149,209.85
Jury Commission	244,747.00	TOTAL ----- COUNTY FUNCTIONS	23,982,437.23	Sheriff	25,656.00
Law Library	31,473.00	CAPITAL IMPROVEMENTS	200,000.00	Other Miscellaneous Revenues	209,067.29
Prosecutor's Office	435,084.00	DEBT SERVICE		TOTAL 1968 REVENUES	24,464,386.85
Surrogate's Office	94,907.00	Principal Payments	1,355,000.00	Prior Years Surplus Appropriated	2,000,000.00
Probation Office	431,882.00	Interest Payments	612,129.25	TOTAL BUDGET REVENUES	26,464,386.85
Other Judicial	70,600.00	Other Debt Administration		CURRENT FINANCES DECEMBER 31, 1968	
PUBLIC SAFETY		DEFERRED CHARGES	254,522.62	ASSETS	
Police	29,400.00	RESERVE FOR UNCOLLECTED TAXES		Cash on Hand Dec. 31, 1968	4,856,097.19
Sheriff's Office	163,187.00	TOTAL EXPENDITURES	26,404,089.10	Taxes Receivable	
Civil Defense & Disaster Control	14,000.00			Emergencies and Other Deferred Charges	73,800.00
Environmental Inspection & Control				State Aid Receivable	
Weights & Measures	53,875.00			Other Aid Receivable	235,216.96
Correctional & Penal	1,044,991.00	CAPITAL DEBT AUTHORIZED, DECEMBER 31, 1968		TOTAL ASSETS	5,165,114.15
Other Public Safety		ISSUED AND UNISSUED		LIABILITIES	
PUBLIC WORKS		School		Cash Liabilities	2,213,907.99
Roads & Bridges, Streets, Drainage		Self-liquidating		Reserves for Receivables	235,216.96
State Aid Motor Vehicle Fund	408,600.00	Other	30,156,000.00	Surplus on Hand Dec. 31, 1968	2,715,989.20
County Funds	1,651,403.84	Total	30,156,000.00	TOTAL LIABILITIES	5,165,114.15
Other Roads & Bridges		ISSUED AND OUTSTANDING			
Public Bldgs. & Grounds	519,730.00	School			
Other Public Works	3,500.00	Self-liquidating			
HEALTH & WELFARE		Other	24,848,000.00		
County Health Department	61,666.00	Total	24,848,000.00		
Mental Health Activities	1,631,386.80	EQUALIZED VALUATION BASIS	3,556,522,951.00		
Tubercular Patient Care		1968 CAPITAL OUTLAY	5,363,240.02		
County Hospitals, Homes	4,105,101.00	Beaches and Boardwalks			
County Aid to Hospitals	1,000,000.00	Parks and Playgrounds	7,200.00		
Health Clinics	392,030.00	Public Buildings and Grounds	52,280.96		
Mosquito Extermination	225,400.00	Vehicular Equipment			
Health Services Except Environmental	328,300.00	Streets, Roads, Sidewalks, Storm Sewers	686,003.48		
County Welfare Board - Welfare	2,135,357.59	Sewer System			
Child Welfare	543,924.00	Water System			
Other Welfare Services	388,375.00	Other Utilities			
RECREATION AND CONSERVATION		Hospitals and Clinics			
Parks, Playgrounds, Shade Trees	1,607,661.00	Garbage and Trash Disposal Facilities			
Land Reclamation & Conservation		Health Equipment			
Other Recreational Services		Library and Education Facilities	2,333,146.07		
		Conservation and Recreation			
		Other Expenditures	2,284,609.51		

MIDDLESEX COUNTY - SUMMARY OF MUNICIPAL DATA

1968 EXPENDITURES		1968 REVENUES		1968 PROPERTY TAX	
GENERAL GOVERNMENT					
Governing Body & Public Boards	190,813.50	1968 Property Taxes Collected	112,933,794.39	Local District School Taxes	71,711,910.14
Municipal Clerk	191,454.00	1968 Payments in Lieu of Taxes	606,973.27	Regional & Consolidated School Taxes	
Financial Administration	543,649.14	Delinquent Tax & Lien Collections	3,321,987.69	School Taxes in Municipal Budget	1,589,652.23
Assessment of Taxes	817,354.50	Business Personalty Replacement Taxes	9,654,790.00	County Taxes	21,024,740.00
Collection of Taxes	829,564.40	Taxes from Public Utilities	13,268,850.92	County Library Taxes	
Planning, Housing & Development	582,804.25	Other Miscellaneous Tax Revenues		Local Municipal Purpose Taxes	18,831,198.12
Elections	95,776.00	State Aid Revenues	1,152,111.82	Veteran & Senior Citizen Taxes	2,998,570.00
General Administration (other)	3,832,402.85	Federal Aid Revenues	55,554.31	Total Taxes for Rate Computation	116,156,070.49
JUDICIARY		Sale of Acquired Property	222,557.23	Special District Taxes	1,790,908.65
Municipal Courts	434,193.36	Other Miscellaneous Revenues	5,395,688.81	Bank Stock Taxes	153,926.10
PUBLIC SAFETY		Total 1968 Revenues	146,612,308.44	Added and Omitted Taxes	1,804,753.56
Fire Protection	2,815,234.03	Prior Years Surplus Appropriated	7,419,609.00	Total Taxes Levied	116,907,088.80
Police Protection	9,451,450.31	TOTAL REVENUES	154,031,917.44	1968 TAXES COLLECTED	112,933,794.39
Civil Defense & Disaster Control	87,933.00			1968 Taxes Cancelled, Abated or Adjusted	164,464.10
Environmental Inspection & Control	507,902.81			Transfer To Tax Title Liens	228,854.41
Other Public Safety	75,020.00			Balance Outstanding Dec. 31, 1968	3,613,425.68
PUBLIC WORKS		1968 REAL PROPERTY VALUATIONS - ASSESSED			
Streets and Drainage	6,743,847.02	Code Class %		PRIOR YEARS TAXES OUTSTANDING	
Sewers and Sewage Processing	2,484,923.30	1 Vacant Land		Balance January 1, 1968	5,116,117.25
Garbage and Trash Disposal	2,484,838.60	2 Residential		Collected in 1968	3,095,414.28
Public Buildings and Grounds	1,540,043.70	3 Farm		Cancelled, Abated or Adjusted (1968)	135,143.31
Other Public Works	101,156.00	4a Commercial		Transfers to Tax Title Liens	75,002.32
HEALTH and WELFARE		4b Industrial		Balance December 31, 1968	1,810,557.34
Health Services Except Environmental	1,100,956.83	4c Apartments			
Welfare-Public Assistance	666,758.00	Total Valuation		TAX TITLE LIENS OUTSTANDING	
Hospitals, Clinics, First Aid	145,950.00			Balance January 1, 1968	1,375,500.17
Animal, Insect, & Rodent Control	24,145.60			Transfers From Taxes	294,645.82
Other Welfare Services	10,290.00			Redeemed in 1968	226,447.32
RECREATION and CONSERVATION				Cancelled, Abated or Adjusted (1968)	679.12
Beaches and Boardwalks	5,000.00			Balance December 31, 1968	1,443,019.55
Parks, Playgrounds, Shade Trees	1,395,602.00			PROPERTY ACQUIRED BY DEED OR FORECLOSURE	
Land Reclamation & Conservation	5,000.00			Balance January 1, 1968	1,736,209.32
Other Recreational Services	882,835.60			Transfers From Liens	
EDUCATION (excluding schools)				Sale for Cash (1968)	192,354.33
Libraries	1,604,570.61			Cancelled, Abated or Adjusted (1968)	
Other Educational Services	1,373,674.20			Balance December 31, 1968	1,543,854.99
STATUTORY EXPENDITURES				CURRENT FINANCES DECEMBER 31, 1968	
Pensions & F. I. C. A.	2,883,181.66			ASSETS	
Employee Fringe Benefits	1,075,291.00			Cash on Hand Dec. 31, 1968	22,378,382.09
Other Statutory Expenditures				Taxes Receivable	5,423,983.02
TOTAL MUNICIPAL FUNCTIONS	44,983,615.67			Tax Title Liens	1,443,019.55
CAPITAL IMPROVEMENTS	1,366,400.00			Foreclosed Property	1,543,854.99
DEBT SERVICE				Emergencies & Other Deferred Charges	1,215,381.76
Principal Payments	4,314,440.00			State Aid Receivable	1,885,870.65
Interest Payments	2,445,001.24			Other Receivables	1,165,505.93
Other Debt Administration				Total	35,055,997.99
DEFERRED CHARGES	1,198,049.38			LIABILITIES	
SCHOOL, COUNTY, SPECIAL DISTRICT TAXES	96,117,211.02			Cash Liabilities	13,139,258.31
RESERVE FOR UNCOLLECTED TAXES	5,847,088.98			Reserves For Receivables	9,590,916.20
TOTAL EXPENDITURES	156,271,806.29			Surplus on Hand Dec. 31, 1968	12,325,823.48
				Total	35,055,997.99

MONMOUTH COUNTY

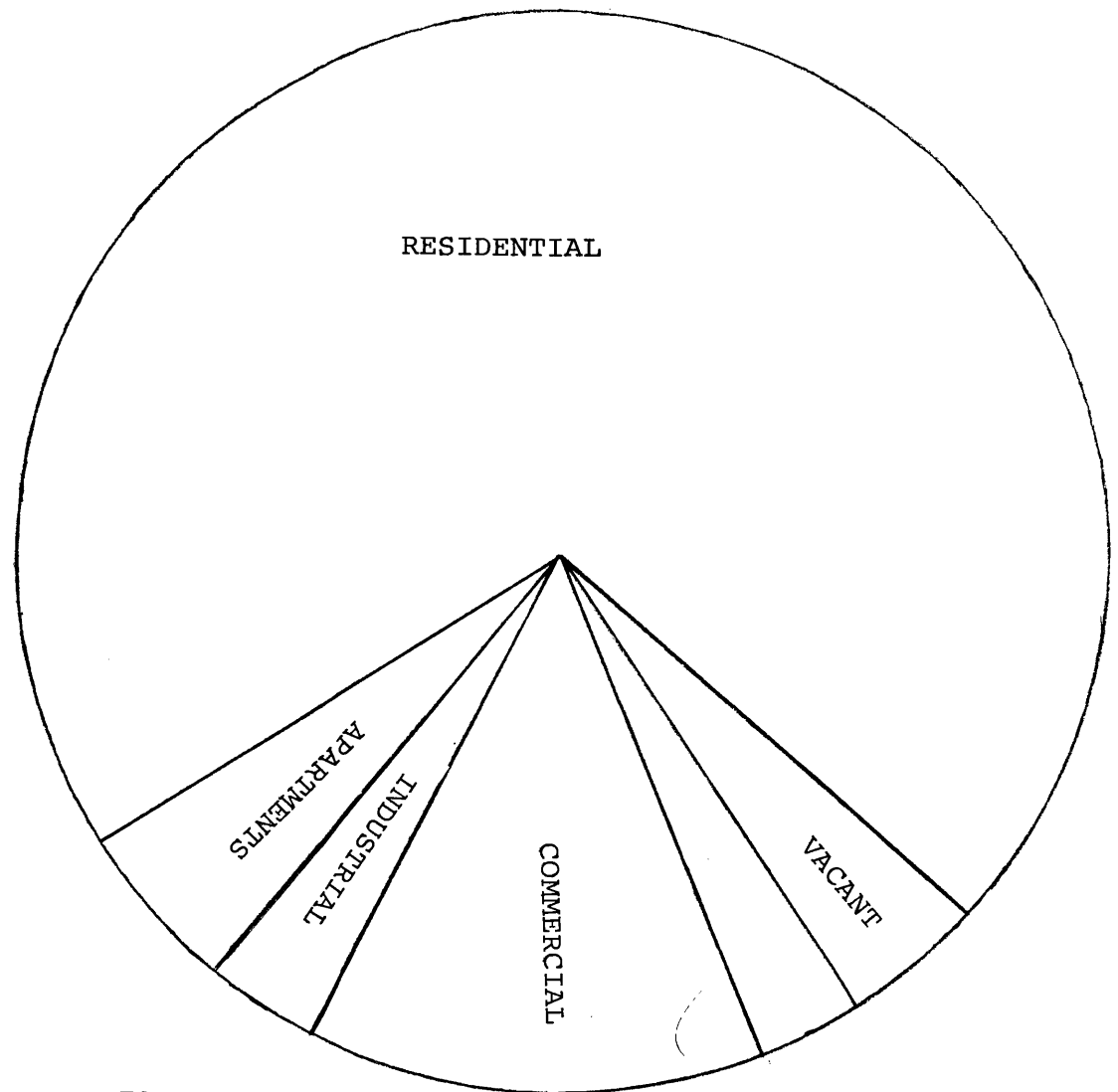
DISTRIBUTION OF RATABLES

PERCENTAGE DISTRIBUTION OF RATABLES

Vacant	4.3
Residential	70.3
Farm	3.1
Commercial	13.9
Industrial	3.5
Apartments	4.9

NUMBER OF PARCELS

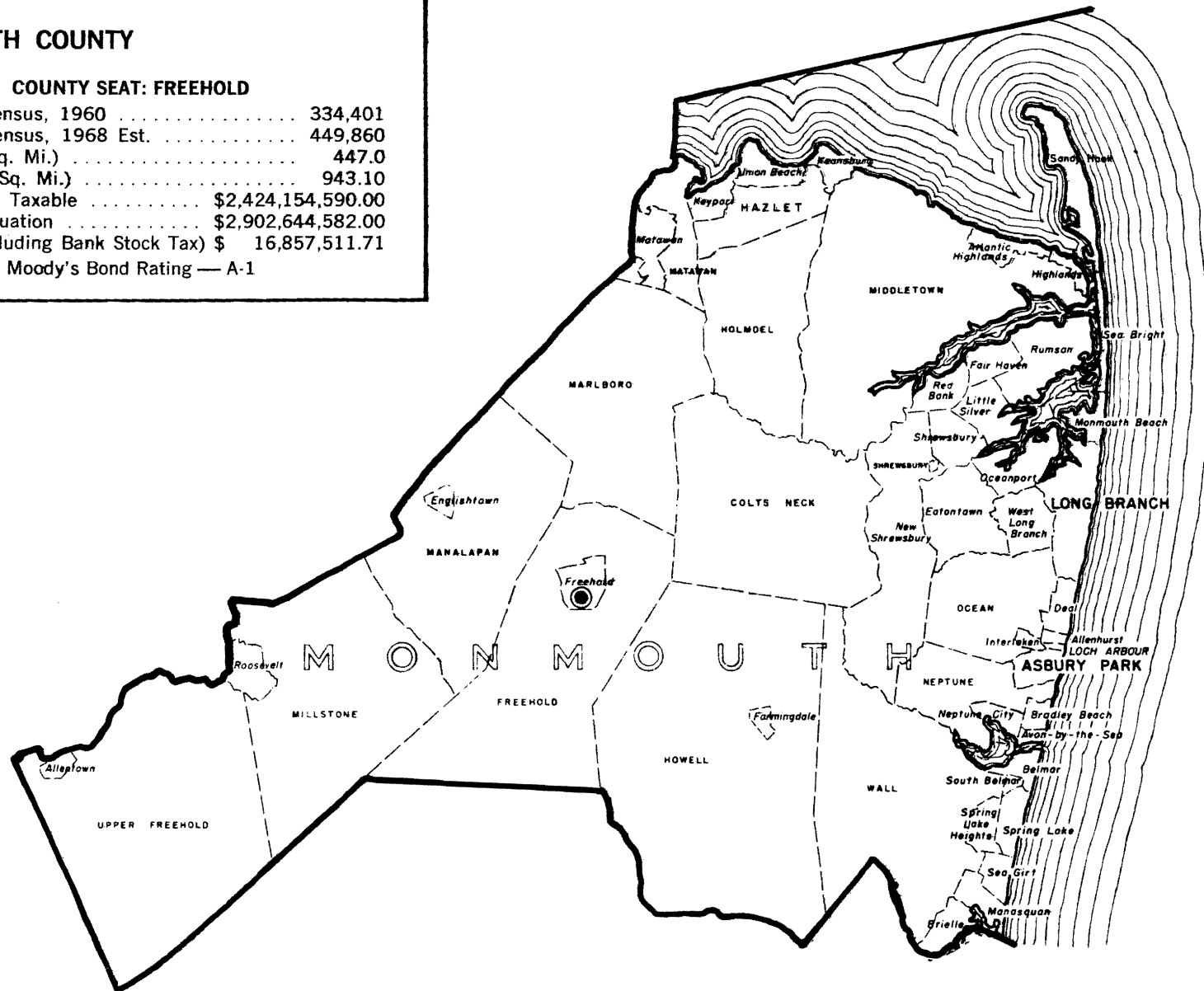
Vacant	28,761
Residential	104,169
Farm	4,096
Commercial	6,980
Industrial	326
Apartments	906



MONMOUTH COUNTY

COUNTY SEAT: FREEHOLD

Population Census, 1960	334,401
Population Census, 1968 Est.	449,860
Land Area (Sq. Mi.)	447.0
Density (Per Sq. Mi.)	943.10
Net Valuation Taxable	\$2,424,154,590.00
Equalized Valuation	\$2,902,644,582.00
Tax Levy (Including Bank Stock Tax) \$	16,857,511.71
Moody's Bond Rating — A-1	



1300
Population 1960 334,401
Population 1968 449,860

Moody Rating A-1
Land Area 477.01 Sq. Miles

Net Valuation Taxable 2,424,154,590

Net Valuation on Which County Taxes
are apportioned: 2,845,236,480

MONMOUTH COUNTY

PER CAPITA:

Gross Debt 42.44
Net Debt 42.44
Debt Service 3.19
Total Tax Levy 37.09
County Functions 45.23

PER CENT:

Gross Debt .72
Net Debt .72

1968 EXPENDITURES GENERAL GOVERNMENT		1968 EXPENDITURES (cont'd.)		1968 REVENUES REALIZED	
Governing Body and Public Boards	97,430.30	EDUCATION (excluding schools)		1968 Property Taxes	16,689,750.86
Clerk (County and Register)	410,017.57	County Superintendent of Schools	57,622.91	Collateral Inheritance Tax	203,221.22
Financial Administration	156,295.65	Vocational Schools	519,600.00	Financial Business Tax	24,888.51
Board of Taxation: Tax Assessment	49,071.32	County College	429,376.00	Franchise Tax	
Planning, Housing, Development	143,453.77	County Extension Services	38,425.61	BANK STOCK TAX	167,760.85
Elections	193,126.64	Libraries		Other Miscellaneous Tax	
Other General Administration	474,440.44	Other Educational Services	19,976.00	State Aid Revenues	674,205.25
JUDICIARY		STATUTORY EXPENDITURES		Federal Aid Revenues	
County Courts	176,276.62	Pensions & F.I.C.A.	649,886.00	Institutional Revenues	1,089,526.16
District Courts	111,820.34	Employee Fringe Benefits	69,736.00	Courts	539,858.12
Juvenile Courts	39,129.37	Other Statutory Expenditures		County Clerk & Register	142,500.03
Superior Court	50,978.22			Surrogate	127,113.24
Jury Commission	202,763.82			Sheriff	
Law Library	3,500.00	TOTAL ----- COUNTY FUNCTIONS	18,205,334.35	Other Miscellaneous Revenues	525,528.27
Prosecutor's Office	261,857.37	CAPITAL IMPROVEMENTS	200,000.00	TOTAL 1968 REVENUES	19,133,295.97
Surrogate's Office	111,159.22	DEBT SERVICE		Prior Years Surplus Appropriated	700,000.00
Probation Office	236,962.70	Principal Payments	838,000.00	TOTAL BUDGET REVENUES	19,833,295.97
Other Judicial	378,108.13	Interest Payments	598,918.00		
PUBLIC SAFETY		Other Debt Administration		CURRENT FINANCES DECEMBER 31, 1968	
Police	56,855.82	DEFERRED CHARGES	505,565.23	ASSETS	
Sheriff's Office	189,707.66	RESERVE FOR UNCOLLECTED TAXES		Cash on Hand Dec. 31, 1968	8,524,331.09
Civil Defense & Disaster Control	27,237.94			Taxes Receivable	
Environmental Inspection & Control		TOTAL EXPENDITURES	20,347,817.58	Emergencies and Other Deferred Charges	526,565.87
Weights & Measures	47,379.45			State Aid Receivable	1,112,014.00
Correctional & Penal	471,467.65	CAPITAL DEBT AUTHORIZED, DECEMBER 31, 1968		Other Aid Receivable	69,884.50
Other Public Safety	24,556.81	ISSUED AND UNISSUED		TOTAL ASSETS	10,232,795.46
PUBLIC WORKS		School		LIABILITIES	
Roads & Bridges, Streets, Drainage		Self-liquidating		Cash Liabilities	8,720,446.47
State Aid Motor Vehicle Fund	520,716.00	Other	19,095,000.00	Reserves for Receivables	69,884.50
County Funds	2,263,704.87	Total	19,095,000.00	Surplus on Hand Dec. 31, 1968	1,442,464.49
Other Roads & Bridges				TOTAL LIABILITIES	10,232,795.46
Public Bldgs. & Grounds	432,657.25	ISSUED AND OUTSTANDING			
Other Public Works		School			
HEALTH & WELFARE		Self-liquidating			
County Health Department	33,817.45	Other	19,095,000.00		
Mental Health Activities	1,179,000.00	Total	19,095,000.00		
Tubercular Patient Care	7,000.00	EQUALIZED VALUATION BASIS	2,629,533,818.00		
County Hospitals, Homes	1,130,956.69	1968 CAPITAL OUTLAY	5,065,843.86		
County Aid to Hospitals	1,275,065.87	Beaches and Boardwalks	73,271.94		
Health Clinics		Parks and Playgrounds	424,636.78		
Mosquito Extermination	141,128.00	Public Buildings and Grounds	2,317,686.12		
Health Services Except Environmental	501,038.00	Vehicular Equipment			
County Welfare Board - Welfare	4,028,618.37	Streets, Roads, Sidewalks, Storm Sewers	576,857.71		
Child Welfare	429,061.00	Sewer System			
Other Welfare Services	12,174.91	Water System			
RECREATION AND CONSERVATION		Other Utilities			
Parks, Playgrounds, Shade Trees	552,176.61	Hospitals and Clinics			
Land Reclamation & Conservation		Garbage and Trash Disposal Facilities			
Other Recreational Services		Health Equipment			
		Library and Education Facilities	899,479.86		
		Conservation and Recreation			
		Other Expenditures	773,911.45		

MONMOUTH COUNTY - SUMMARY OF MUNICIPAL DATA

1968 EXPENDITURES		1968 REVENUES		1968 PROPERTY TAX	
GENERAL GOVERNMENT					
Governing Body & Public Boards	73,953.65	1968 Property Taxes Collected	89,929,739.95	Local District School Taxes	43,576,824.06
Municipal Clerk	64,438.00	1968 Payments in Lieu of Taxes	133,284.81	Regional & Consolidated School Taxes	13,064,356.04
Financial Administration	410,539.57	Delinquent Tax & Lien Collections	4,357,458.71	School Taxes in Municipal Budget	362,253.65
Assessment of Taxes	1,009,060.63	Business Personalty Replacement Taxes	2,833,716.09	County Taxes	16,689,750.86
Collection of Taxes	756,896.70	Taxes from Public Utilities	6,589,668.90	County Library Taxes	390,000.00
Planning, Housing & Development	287,041.52	Other Miscellaneous Tax Revenues		Local Municipal Purpose Taxes	18,606,681.31
Elections	72,317.73	State Aid Revenues	660,182.90	Veteran & Senior Citizen Taxes	2,270,245.00
General Administration (other)	3,397,031.58	Federal Aid Revenues		Total Taxes for Rate Computation	94,960,110.92
JUDICIARY		Sale of Acquired Property	833,618.48	Special District Taxes	939,889.89
Municipal Courts	398,543.39	Other Miscellaneous Revenues	5,779,758.73	Bank Stock Taxes	167,760.85
PUBLIC SAFETY		Total 1968 Revenues	111,117,428.57	Added and Omitted Taxes	1,674,598.56
Fire Protection	1,558,412.40	Prior Years Surplus Appropriated	7,433,306.07	Total Taxes Levied	95,472,115.22
Police Protection	7,385,314.86	TOTAL REVENUES	118,550,734.64	1968 TAXES COLLECTED	89,929,739.95
Civil Defense & Disaster Control	47,752.56			1968 Taxes Cancelled, Abated or Adjusted	192,242.61
Environmental Inspection & Control	282,682.89			Transfer To Tax Title Liens	253,229.03
Other Public Safety	39,150.00			Balance Outstanding Dec. 31, 1968	5,093,476.14
PUBLIC WORKS		1968 REAL PROPERTY VALUATIONS - ASSESSED			
Streets and Drainage	6,249,433.10	Code Class %			
Sewers and Sewage Processing	337,119.20	1 Vacant Land			
Garbage and Trash Disposal	2,598,631.20	2 Residential			
Public Buildings and Grounds	757,422.73	3 Farm			
Other Public Works	36,500.00	4a Commercial			
HEALTH and WELFARE		4b Industrial			
Health Services Except Environmental	726,386.59	4c Apartments			
Welfare-Public Assistance	419,022.17	Total Valuation			
Hospitals, Clinics, First Aid	66,250.00			PRIOR YEARS TAXES OUTSTANDING	
Animal, Insect, & Rodent Control	12,107.60			Balance January 1, 1968	5,121,893.45
Other Welfare Services	1,500.00			Collected in 1968	4,334,784.35
RECREATION and CONSERVATION				Cancelled, Abated or Adjusted (1968)	108,505.11
Beaches and Boardwalks	902,458.88			Transfers to Tax Title Liens	65,639.15
Parks, Playgrounds, Shade Trees	676,391.08			Balance December 31, 1968	612,964.84
Land Reclamation & Conservation					
Other Recreational Services	462,297.59			TAX TITLE LIENS OUTSTANDING	
EDUCATION (excluding schools)				Balance January 1, 1968	1,345,420.16
Libraries	716,283.13			Transfers From Taxes	333,230.98
Other Educational Services	107,950.00			Redeemed in 1968	318,549.34
STATUTORY EXPENDITURES				Cancelled, Abated or Adjusted (1968)	45,905.37
Pensions & F. I. C. A.	1,896,441.67			Balance December 31, 1968	1,314,196.43
Employee Fringe Benefits	668,210.71			PROPERTY ACQUIRED BY DEED OR FORECLOSURE	
Other Statutory Expenditures	116.00			Balance January 1, 1968	1,944,636.57
TOTAL MUNICIPAL FUNCTIONS	32,417,657.13			Transfers From Liens	47,836.23
CAPITAL IMPROVEMENTS	841,550.00			Sale for Cash (1968)	222,793.50
DEBT SERVICE				Cancelled, Abated or Adjusted (1968)	800.00
Principal Payments	2,421,747.31			Balance December 31, 1968	1,768,879.30
Interest Payments	1,222,376.77			CURRENT FINANCES DECEMBER 31, 1968	
Other Debt Administration				ASSETS	
DEFERRED CHARGES	946,322.97			Cash on Hand Dec. 31, 1968	28,023,607.40
SCHOOL, COUNTY, SPECIAL DISTRICT TAXES	75,023,074.50			Taxes Receivable	5,706,440.88
RESERVE FOR UNCOLLECTED TAXES	7,525,536.49			Tax Title Liens	1,314,196.43
TOTAL EXPENDITURES	120,398,265.17			Foreclosed Property	1,768,879.30
				Emergencies & Other Deferred Charges	1,417,435.66
				State Aid Receivable	1,422,285.57
				Other Receivables	2,128,105.04
				Total	41,780

1500
Population 1960 108,241
Population 1968 166,780

Moody Rating A-1
Land Area 641.00 Sq. Miles

Net Valuation Taxable 1,446,137,949

Net Valuation on Which County Taxes
are apportioned: 1,632,980,981

OCEAN COUNTY

PER CAPITA:

Gross Debt 2.69
Net Debt 2.69
Debt Service .02
Total Tax Levy 50.29
County Functions 67.23

PER CENT:

Gross Debt .03
Net Debt .03

1968 EXPENDITURES		1968 EXPENDITURES (cont'd.)		1968 REVENUES REALIZED	
GENERAL GOVERNMENT		EDUCATION (excluding schools)		1968 Property Taxes	
Governing Body and Public Boards	61,154.99	County Superintendent of Schools	40,000.00	Collateral Inheritance Tax	8,387,855.60
Clerk (County and Register)	193,788.66	Vocational Schools	170,600.00	Financial Business Tax	42,108.19
Financial Administration	55,311.35	County College	426,700.00	Franchise Tax	2,862.57
Board of Taxation: Tax Assessment	32,456.26	County Extension Services	44,429.08	BANK STOCK TAX	
Planning, Housing, Development	43,375.11	Libraries		Other Miscellaneous Tax	81,909.77
Elections	275,564.03	Other Educational Services		State Aid Revenues	887,705.77
Other General Administration	675,113.38	STATUTORY EXPENDITURES		Federal Aid Revenues	
JUDICIARY		Pensions & F.I.C.A.	430,000.00	Institutional Revenues	115,173.02
County Courts	455,031.91	Employee Fringe Benefits	125,000.00	Courts	387,751.61
District Courts	39,453.29	Other Statutory Expenditures		County Clerk & Register	51,168.41
Juvenile Courts		TOTAL ----- COUNTY FUNCTIONS	10,288,502.97	Surrogate	49,532.80
Superior Court		CAPITAL IMPROVEMENTS	282,166.67	Sheriff	9,110.00
Jury Commission	121,018.53	DEBT SERVICE		Other Miscellaneous Revenues	74,547.59
Law Library	3,000.00	Principal Payments		TOTAL 1968 REVENUES	9,940,630.15
Prosecutor's Office	185,000.00	Interest Payments	3,500.00	Prior Years Surplus Appropriated	900,000.00
Surrogate's Office	48,164.62	Other Debt Administration		TOTAL BUDGET REVENUES	10,840,630.15
Probation Office	106,037.54	DEFERRED CHARGES	639,518.21	CURRENT FINANCES DECEMBER 31, 1968	
Other Judicial	5,909.98	RESERVE FOR UNCOLLECTED TAXES		ASSETS	
PUBLIC SAFETY		TOTAL EXPENDITURES	11,213,687.85	Cash on Hand Dec. 31, 1968	2,630,686.87
Police		CAPITAL DEBT AUTHORIZED, DECEMBER 31, 1968		Taxes Receivable	
Sheriff's Office	233,244.41	ISSUED AND UNISSUED		Emergencies and Other Deferred Charges	1,497,566.97
Civil Defense & Disaster Control	26,500.00	School		State Aid Receivable	
Environmental Inspection & Control		Self-liquidating	450,000.00	Other Aid Receivable	48,452.97
Weights & Measures	12,849.68	Other	450,000.00	TOTAL ASSETS	4,176,706.81
Correctional & Penal	261,000.00	Total	450,000.00	LIABILITIES	
Other Public Safety		ISSUED AND OUTSTANDING		Cash Liabilities	2,890,220.82
PUBLIC WORKS		School		Reserves for Receivables	48,452.97
Roads & Bridges, Streets, Drainage	242,188.19	Self-liquidating		Surplus on Hand Dec. 31, 1968	1,238,033.02
State Aid Motor Vehicle Fund	1,175,700.00	Other		TOTAL LIABILITIES	4,176,706.81
County Funds	1,136,597.28	Total			
Other Roads & Bridges	175,000.00	EQUALIZED VALUATION BASIS	1,496,057,249.66		
Public Bldgs. & Grounds	499,009.75	1968 CAPITAL OUTLAY	271,003.68		
Other Public Works	72,000.00	Beaches and Boardwalks			
HEALTH & WELFARE		Parks and Playgrounds			
County Health Department	176,512.52	Public Buildings and Grounds			
Mental Health Activities	366,500.00	Vehicular Equipment			
Tubercular Patient Care	24,431.82	Streets, Roads, Sidewalks, Storm Sewers			
County Hospitals, Homes		Sewer System			
County Aid to Hospitals	200,981.00	Water System			
Health Clinics	13,151.34	Other Utilities			
Mosquito Extermination	200,000.00	Hospitals and Clinics			
Health Services Except Environmental	60,999.88	Garbage and Trash Disposal Facilities			
County Welfare Board - Welfare	1,222,732.97	Health Equipment			
Child Welfare	213,000.00	Library and Education Facilities			
Other Welfare Services	10,142.28	Conservation and Recreation			
RECREATION AND CONSERVATION		Other Expenditures	271,003.68		
Parks, Playgrounds, Shade Trees	311,553.12				
Land Reclamation & Conservation	100,000.00				
Other Recreational Services	17,300.00				

OCEAN COUNTY - SUMMARY OF MUNICIPAL DATA

1968 EXPENDITURES		1968 REVENUES		1968 PROPERTY TAX	
GENERAL GOVERNMENT					
Governing Body & Public Boards	58,627.00	1968 Property Taxes Collected	41,350,849.35	Local District School Taxes	16,482,872.09
Municipal Clerk	88,651.00	1968 Payments in Lieu of Taxes		Regional & Consolidated School Taxes	9,285,764.55
Financial Administration	190,733.28	Delinquent Tax & Lien Collections	2,760,708.56	School Taxes in Municipal Budget	
Assessment of Taxes	449,675.86	Business Personalty Replacement Taxes	1,025,560.47	County Taxes	8,387,855.60
Collection of Taxes	531,968.36	Taxes from Public Utilities	4,309,030.71	County Library Taxes	232,956.41
Planning, Housing & Development	193,778.57	Other Miscellaneous Tax Revenues		Local Municipal Purpose Taxes	8,589,904.51
Elections	38,136.72	State Aid Revenues	276,720.58	Veteran & Senior Citizen Taxes	1,321,400.00
General Administration (other)	1,836,858.12	Federal Aid Revenues		Total Taxes for Rate Computation	44,300,753.16
JUDICIARY		Sale of Acquired Property	385,803.82	Special District Taxes	366,453.00
Municipal Courts	246,048.36	Other Miscellaneous Revenues	3,404,428.37	Bank Stock Taxes	81,909.78
PUBLIC SAFETY		Total 1968 Revenues	53,513,101.86	Added and Omitted Taxes	1,165,604.70
Fire Protection	417,705.92	Prior Years Surplus Appropriated	3,940,484.93	Total Taxes Levied	44,593,320.64
Police Protection	3,478,138.78	TOTAL REVENUES	57,453,586.79	1968 TAXES COLLECTED	41,350,849.35
Civil Defense & Disaster Control	55,543.54	1968 REAL PROPERTY VALUATIONS - ASSESSED		1968 Taxes Cancelled, Abated or Adjusted	56,650.57
Environmental Inspection & Control	226,606.87	Code	Class	Transfer To Tax Title Liens	140,883.34
Other Public Safety	3,328.36	%		Balance Outstanding Dec. 31, 1968	3,075,116.81
PUBLIC WORKS		1	Vacant Land		
Streets and Drainage	3,086,772.43	2	Residential		
Sewers and Sewage Processing	57,458.32	3	Farm		
Garbage and Trash Disposal	1,400,035.20	4a	Commercial		
Public Buildings and Grounds	1,004,862.74	4b	Industrial		
Other Public Works	56,660.56	4c	Apartments		
HEALTH and WELFARE		Total Valuation		PRIOR YEARS TAXES OUTSTANDING	
Health Services Except Environmental	154,403.96	CAPITAL DEBT AUTHORIZED, DECEMBER 31, 1968		Balance January 1, 1968	3,338,615.07
Welfare-Public Assistance	164,034.82	ISSUED AND UNISSUED	GROSS DEBT	Collected in 1968	2,541,417.87
Hospitals, Clinics, First Aid	66,341.00	School	49,701,249.40	Cancelled, Abated or Adjusted (1968)	7,615.10
Animal, Insect, & Rodent Control	154,986.87	Self-liquidating	4,681,500.00	Transfers to Tax Title Liens	10,869.89
Other Welfare Services		Other	9,218,866.81	Balance December 31, 1968	778,712.21
RECREATION and CONSERVATION		Total	63,601,616.21	TAX TITLE LIENS OUTSTANDING	
Beaches and Boardwalks	681,836.95	ISSUED AND OUTSTANDING		Balance January 1, 1968	1,818,441.16
Parks, Playgrounds, Shade Trees	246,051.07	School	36,127,500.00	Transfers From Taxes	154,522.46
Land Reclamation & Conservation	2,424.05	Self-liquidating	4,391,700.00	Redeemed in 1968	219,200.69
Other Recreational Services	302,545.99	Other	7,308,600.00	Cancelled, Abated or Adjusted (1968)	75,704.40
EDUCATION (excluding schools)		Total	47,827,800.00	Balance December 31, 1968	1,678,058.53
Libraries	140,592.00	EQUALIZED VALUATION BASIS		PROPERTY ACQUIRED BY DEED OR FORECLOSURE	
Other Educational Services	7,500.00	1,496,567,249.66		Balance January 1, 1968	2,106,548.64
STATUTORY EXPENDITURES		1968 CAPITAL OUTLAY		Transfers From Liens	119,336.00
Pensions & F. I. C. A.	745,598.04	Beaches and Boardwalks	24,524.12	Sale for Cash (1968)	372,010.82
Employee Fringe Benefits	264,345.21	Parks and Playgrounds	31,196.90	Cancelled, Abated or Adjusted (1968)	27,429.00
Other Statutory Expenditures		Public Buildings and Grounds	973,792.34	Balance December 31, 1968	1,826,444.82
TOTAL MUNICIPAL FUNCTIONS	16,352,249.95	Vehicular Equipment	148,106.93	CURRENT FINANCES DECEMBER 31, 1968	
CAPITAL IMPROVEMENTS	713,698.25	Streets, Roads, Sidewalks, Storm Sewers	224,123.04	ASSETS	
DEBT SERVICE		Sewer System	195,375.53	Cash on Hand Dec. 31, 1968	14,773,866.02
Principal Payments	514,620.00	Water System	845,198.20	Taxes Receivable	3,853,829.02
Interest Payments	250,346.46	Other Utilities	13,708.84	Tax Title Liens	1,678,058.53
Other Debt Administration	168.30	Hospitals and Clinics		Foreclosed Property	1,826,444.82
DEFERRED CHARGES	821,645.54	Garbage and Trash Disposal Facilities		Emergencies & Other Deferred Charges	498,904.29
SCHOOL, COUNTY, SPECIAL DISTRICT TAXES	34,755,901.65	Health Equipment	4,985.00	State Aid Receivable	856,790.86
RESERVE FOR UNCOLLECTED TAXES	4,173,320.68	Library and Education Facilities		Other Receivables	638,825.02
TOTAL EXPENDITURES	57,581,950.83	Conservation and Recreation		Total	24,126,718.56
		Other Expenditures	440,400.97	LIABILITIES	
				Cash Liabilities	9,720,071.22
				Reserves For Receivables	7,997,157.39
				Surplus on Hand Dec. 31, 1968	6,409,489.95
				Total	24,126,718.56

PASSAIC COUNTY

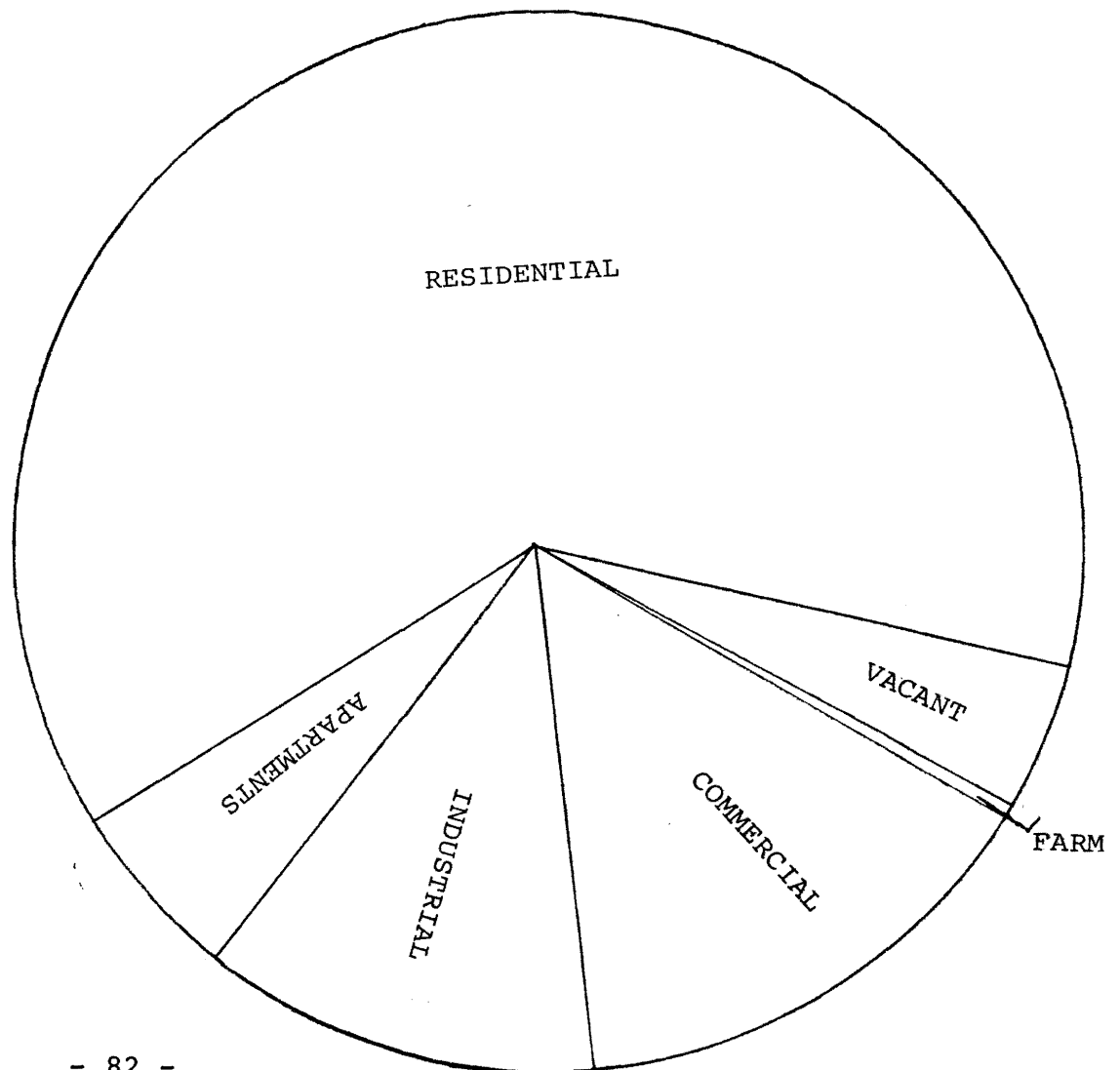
DISTRIBUTION OF RATABLES

PERCENTAGE DISTRIBUTION OF RATABLES

Vacant	4.5
Residential	62.7
Farm	.1
Commercial	15.1
Industrial	12.3
Apartments	5.3

NUMBER OF PARCELS

Vacant	13,320
Residential	86,133
Farm	103
Commercial	7,584
Industrial	1,496
Apartments	1,274





PASSAIC COUNTY

COUNTY SEAT: PATERSON

Population Census, 1960	406,618
Population Census, 1968 Est.	463,810
Land Area (Sq. Mi.)	192.2
Density (Per Sq. Mi.)	2,413.16
Net Valuation Taxable	\$2,577,823,819.00
Equalized Valuation	\$3,079,425,453.00
Tax Levy (Including Bank Stock Tax) \$	19,994,020.17

Moody's Bond Rating — Aa

1600
Population 1960 406,618
Population 1968 463,810

Moody Rating AA
Land Area 192.20 Sq. Miles

Net Valuation Taxable 2,577,823,819
Net Valuation on Which County Taxes
are apportioned: 3,151,524,658

PASSAIC COUNTY

PER CAPITA:

Gross Debt 54.80
Net Debt 54.80
Debt Service 2.49
Total Tax Levy 42.54
County Functions 51.46

PER CENT:

Gross Debt .88
Net Debt .88

1968 EXPENDITURES		1968 EXPENDITURES (cont'd.)		1968 REVENUES REALIZED	
GENERAL GOVERNMENT					
Governing Body and Public Boards	85,858.96	EDUCATION (excluding schools)		1968 Property Taxes	19,734,206.48
Clerk (County and Register)	299,561.79	County Superintendent of Schools	25,302.62	Collateral Inheritance Tax	93,321.70
Financial Administration	110,743.64	Vocational Schools	237,095.00	Financial Business Tax	42,537.23
Board of Taxation: Tax Assessment	58,510.98	County College		Franchise Tax	
Planning, Housing, Development	33,968.02	County Extension Services	46,053.94	BANK STOCK TAX	259,813.69
Elections	270,199.40	Libraries		Other Miscellaneous Tax	
Other General Administration	657,074.43	Other Educational Services	15,306.10	State Aid Revenues	484,701.15
JUDICIARY		STATUTORY EXPENDITURES		Federal Aid Revenues	16,200.00
County Courts	528,163.08	Pensions & F.I.C.A.	806,002.00	Institutional Revenues	2,182,388.06
District Courts	283,347.52	Employee Fringe Benefits	264,000.00	Courts	335,289.06
Juvenile Courts	134,824.68	Other Statutory Expenditures		County Clerk & Register	94,364.02
Superior Court				Surrogate	89,774.80
Jury Commission	257,677.68			Sheriff	
Law Library	16,955.92	TOTAL ----- COUNTY FUNCTIONS	22,105,960.13	Other Miscellaneous Revenues	472,443.06
Prosecutor's Office	751,655.43	CAPITAL IMPROVEMENTS	100,000.00	TOTAL 1968 REVENUES	23,805,039.25
Surrogate's Office	104,734.50	DEBT SERVICE		Prior Years Surplus Appropriated	931,000.00
Probation Office	667,046.59	Principal Payments	825,000.00	TOTAL BUDGET REVENUES	24,736,039.25
Other Judicial	472,540.00	Interest Payments	331,572.25		
PUBLIC SAFETY		Other Debt Administration		CURRENT FINANCES DECEMBER 31, 1968	
Police	5,700.00	DEFERRED CHARGES	507,902.14	ASSETS	
Sheriff's Office	145,282.03	RESERVE FOR UNCOLLECTED TAXES		Cash on Hand Dec. 31, 1968	3,804,604.28
Civil Defense & Disaster Control	26,440.72	TOTAL EXPENDITURES	23,870,434.52	Taxes Receivable	
Environmental Inspection & Control				Emergencies and Other Deferred Charges	269,484.43
Weights & Measures	15,197.90	CAPITAL DEBT AUTHORIZED, DECEMBER 31, 1968		State Aid Receivable	
Correctional & Penal	529,344.00	ISSUED AND UNISSUED		Other Aid Receivable	119,164.85
Other Public Safety	30,879.47	School		TOTAL ASSETS	4,193,253.56
PUBLIC WORKS		Self-liquidating		LIABILITIES	
Roads & Bridges, Streets, Drainage		Other	25,420,095.00	Cash Liabilities	2,294,709.40
State Aid Motor Vehicle Fund	309,080.00	Total	25,420,095.00	Reserves for Receivables	119,164.85
County Funds	998,947.34			Surplus on Hand Dec. 31, 1968	1,779,379.31
Other Roads & Bridges		ISSUED AND OUTSTANDING		TOTAL LIABILITIES	4,193,253.56
Public Bldgs. & Grounds	311,131.07	School			
Other Public Works	10,000.00	Self-liquidating			
HEALTH & WELFARE		Other	21,061,000.00		
County Health Department	66,391.52	Total	21,061,000.00		
Mental Health Activities	2,701,380.00				
Tubercular Patient Care	1,000.00	EQUALIZED VALUATION BASIS	2,876,568,015.00		
County Hospitals, Homes	3,309,035.00	1968 CAPITAL OUTLAY	5,923,493.68		
County Aid to Hospitals	1,000,000.00	Beaches and Boardwalks	10,161.22		
Health Clinics		Parks and Playgrounds	2,626,035.12		
Mosquito Extermination	217,993.25	Public Buildings and Grounds	31,206.00		
Health Services Except Environmental	125,561.20	Vehicular Equipment	825,801.95		
County Welfare Board - Welfare	4,859,160.25	Streets, Roads, Sidewalks, Storm Sewers			
Child Welfare	816,087.50	Sewer System	13,149.39		
Other Welfare Services	138,726.60	Water System			
RECREATION AND CONSERVATION		Other Utilities			
Parks, Playgrounds, Shade Trees	349,500.00	Hospitals and Clinics			
Land Reclamation & Conservation	12,500.00	Garbage and Trash Disposal Facilities			
Other Recreational Services		Health Equipment			
		Library and Education Facilities	2,362,531.68		
		Conservation and Recreation			
		Other Expenditures	54,608.32		

PASSAIC COUNTY - SUMMARY OF MUNICIPAL DATA

1968 EXPENDITURES		1968 REVENUES		1968 PROPERTY TAX	
GENERAL GOVERNMENT					
Governing Body & Public Boards	153,905.00	1968 Property Taxes Collected	87,654,956.67	Local District School Taxes	42,352,398.31
Municipal Clerk	129,542.87	1968 Payments in Lieu of Taxes	242,146.90	Regional & Consolidated School Taxes	4,011,606.47
Financial Administration	317,554.34	Delinquent Tax & Lien Collections	2,967,601.17	School Taxes in Municipal Budget	1,686,322.12
Assessment of Taxes	680,678.05	Business Personality Replacement Taxes	7,951,530.50	County Taxes	19,734,206.48
Collection of Taxes	501,412.07	Taxes from Public Utilities	5,929,481.93	County Library Taxes	
Planning, Housing & Development	287,579.18	Other Miscellaneous Tax Revenues		Local Municipal Purpose Taxes	22,911,796.14
Elections	58,145.00	State Aid Revenues	1,375,895.81	Veteran & Senior Citizen Taxes	1,997,642.00
General Administration (other)	2,820,971.98	Federal Aid Revenues	103,152.45	Total Taxes for Rate Computation	92,693,971.52
JUDICIARY		Sale of Acquired Property	130,776.00	Special District Taxes	5,213.54
Municipal Courts	314,773.91	Other Miscellaneous Revenues	3,284,175.12	Bank Stock Taxes	259,813.70
PUBLIC SAFETY		Total 1968 Revenues	109,639,716.55	Added and Omitted Taxes	885,002.24
Fire Protection	5,909,963.85	Prior Years Surplus Appropriated	5,527,000.00	Total Taxes Levied	91,846,359.00
Police Protection	8,976,418.35	TOTAL REVENUES	115,166,716.55	1968 TAXES COLLECTED	87,654,956.67
Civil Defense & Disaster Control	82,688.95			1968 Taxes Cancelled, Abated or Adjusted	521,156.75
Environmental Inspection & Control	460,648.11			Transfer To Tax Title Liens	265,537.61
Other Public Safety	165,244.02			Balance Outstanding Dec. 31, 1968	3,270,890.00
PUBLIC WORKS		1968 REAL PROPERTY VALUATIONS - ASSESSED			
Streets and Drainage	4,489,345.49	Code	Class	%	
Sewers and Sewage Processing	1,667,061.09	1	Vacant Land		
Garbage and Trash Disposal	2,187,812.29	2	Residential		
Public Buildings and Grounds	736,266.76	3	Farm		
Other Public Works	145,698.27	4a	Commercial		
		4b	Industrial		
		4c	Apartments		
		Total Valuation			
HEALTH and WELFARE		CAPITAL DEBT AUTHORIZED, DECEMBER 31, 1968			
Health Services Except Environmental	1,369,353.10	ISSUED AND UNISSUED	GROSS DEBT	NET DEBT	
Welfare-Public Assistance	867,919.72	School	70,337,372.38	1,813,190.44	
Hospitals, Clinics, First Aid	340,382.50	Self-liquidating	42,923,783.11	1,283,227.40	
Animal, Insect, & Rodent Control	33,479.42	Other	36,230,392.43	35,964,904.18	
Other Welfare Services	5,785.00	Total	49,491,547.92	39,661,322.02	
RECREATION and CONSERVATION		ISSUED AND OUTSTANDING			
Beaches and Boardwalks		School		62,967,000.00	
Parks, Playgrounds, Shade Trees	1,053,631.83	Self-liquidating		40,824,600.00	
Land Reclamation & Conservation	25,250.00	Other		24,818,298.73	
Other Recreational Services	644,426.90	Total		128,609,898.73	
EDUCATION (excluding schools)		EQUALIZED VALUATION BASIS		2,878,568,015.33	
Libraries	1,229,933.64	1968 CAPITAL OUTLAY	4,749,745.81		
Other Educational Services	71,280.00	Beaches and Boardwalks			
STATUTORY EXPENDITURES		Parks and Playgrounds	295,679.65		
Pensions & F. I. C. A.	3,392,907.18	Public Buildings and Grounds	915,217.92		
Employee Fringe Benefits	415,967.33	Vehicular Equipment	218,819.08		
Other Statutory Expenditures		Streets, Roads, Sidewalks, Storm Sewers	1,884,241.22		
		Sewer System	71,277.34		
		Water System	715,231.30		
		Other Utilities			
		Hospitals and Clinics			
		Garbage and Trash Disposal Facilities			
		Health Equipment			
		Library and Education Facilities	389,012.75		
		Conservation and Recreation			
		Other Expenditures	260,266.55		
TOTAL MUNICIPAL FUNCTIONS	39,536,026.20				
CAPITAL IMPROVEMENTS	416,660.00				
DEBT SERVICE					
Principal Payments	3,402,281.11				
Interest Payments	1,672,094.49				
Other Debt Administration					
DEFERRED CHARGES	642,686.24				
SCHOOL, COUNTY, SPECIAL DISTRICT TAXES	67,789,746.92				
RESERVE FOR UNCOLLECTED TAXES	5,958,753.25				
TOTAL EXPENDITURES	119,418,248.21				
				</	

SALEM COUNTY

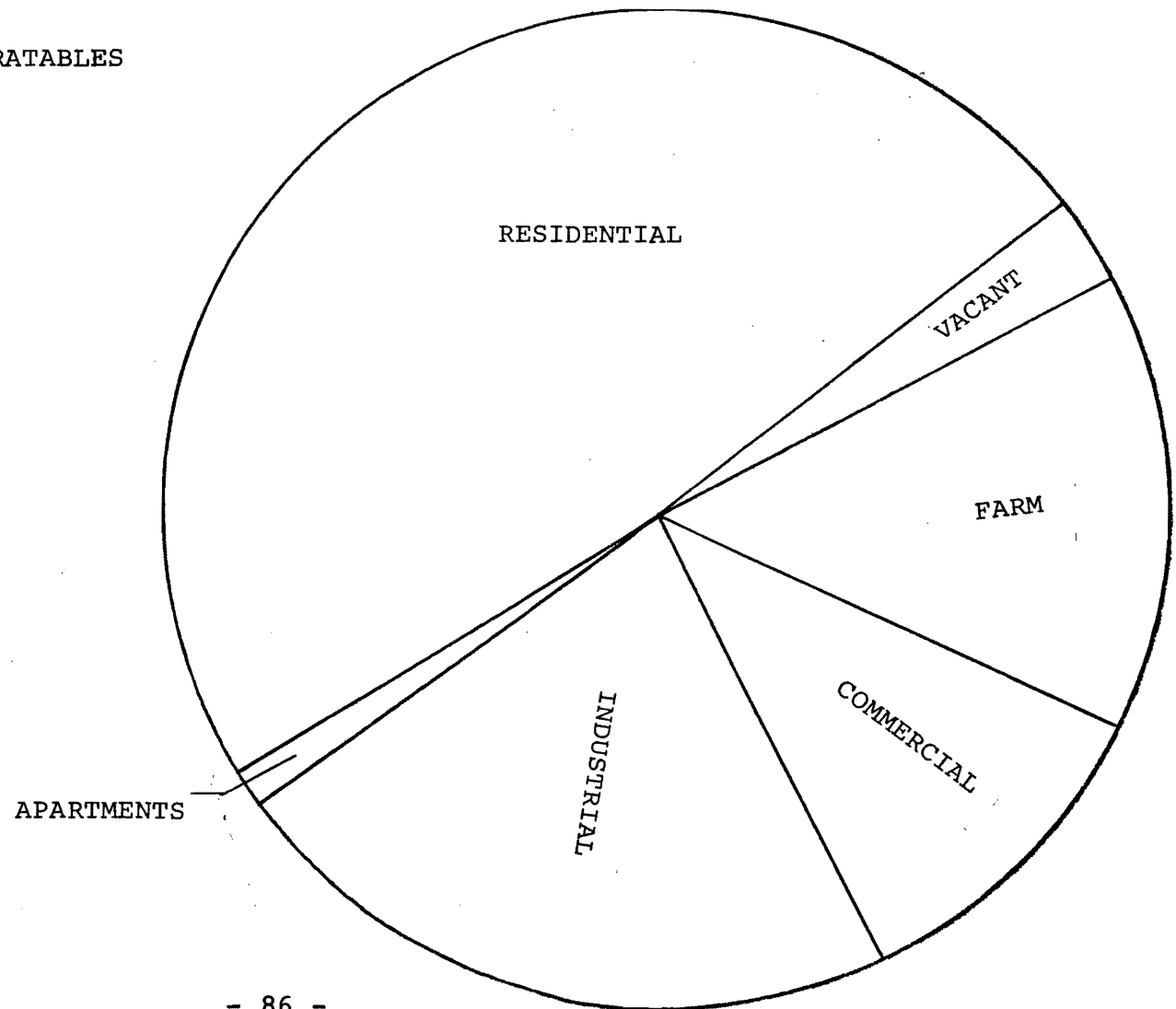
DISTRIBUTION OF RATABLES

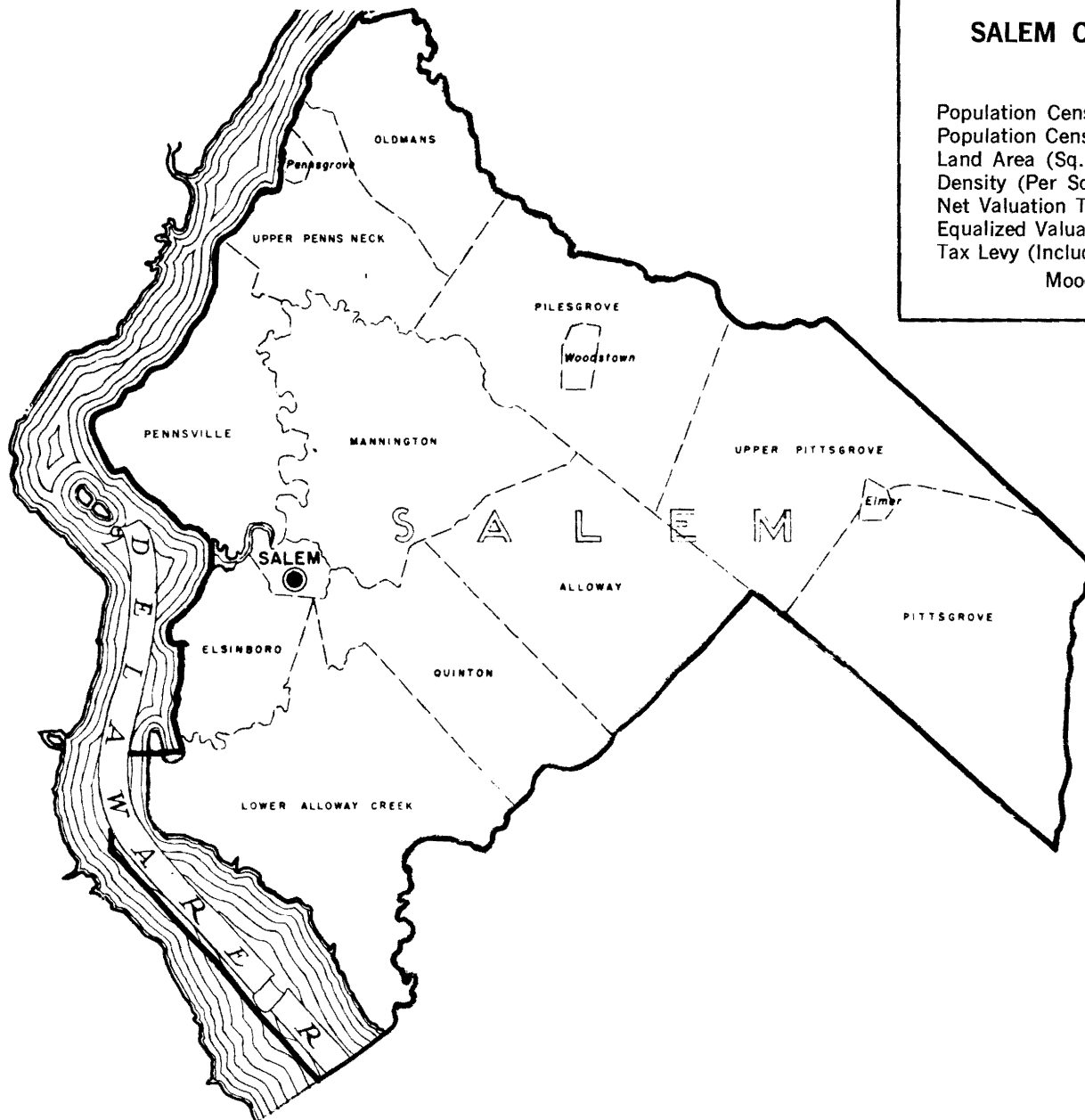
PERCENTAGE DISTRIBUTION OF RATABLES

Vacant	2.7
Residential	48.6
Farm	14.7
Commercial	10.4
Industrial	22.6
Apartments	1.0

NUMBER OF PARCELS

Vacant	7,042
Residential	14,910
Farm	3,269
Commercial	960
Industrial	48
Apartments	37





SALEM COUNTY

COUNTY SEAT: SALEM

Population Census, 1960	58,711
Population Census, 1968 Est.	66,950
Land Area (Sq. Mi.)	343.02
Density (Per Sq. Mi.)	195.17
Net Valuation Taxable	\$ 80,092,442.00
Equalized Valuation	\$264,352,978.00
Tax Levy (Including Bank Stock Tax) .	\$ 2,806,545.00

Moody's Bond Rating — No Rating

1700
Population 1960 58,711
Population 1968 66,950

Moody Rating
Land Area 343.02 Sq. Miles

Net Valuation Taxable 80,092,442
Net Valuation on Which County Taxes
are apportioned: 383,595,718

SALEM COUNTY

PER CAPITA:
Gross Debt 14.48
Net Debt 14.48
Debt Service .16
Total Tax Levy 41.49
County Functions 61.42

PER CENT:
Gross Debt .36
Net Debt .36

1968 EXPENDITURES		1968 EXPENDITURES (cont'd.)		1968 REVENUES REALIZED	
GENERAL GOVERNMENT		EDUCATION (excluding schools)		1968 Property Taxes	2,777,850.41
Governing Body and Public Boards	82,800.00	County Superintendent of Schools	20,000.00	Collateral Inheritance Tax	22,674.19
Clerk (County and Register)	90,250.00	Vocational Schools	150,000.00	Financial Business Tax	
Financial Administration	50,430.00	County College		Franchise Tax	
Board of Taxation: Tax Assessment	7,960.00	County Extension Services	48,300.00	BANK STOCK TAX	28,694.59
Planning, Housing, Development	45,800.00	Libraries		Other Miscellaneous Tax	
Elections	68,900.00	Other Educational Services	12,445.00	State Aid Revenues	625,247.18
Other General Administration	72,000.00	STATUTORY EXPENDITURES		Federal Aid Revenues	
JUDICIARY		Pensions & F.I.C.A.	162,500.00	Institutional Revenues	250,922.76
County Courts	85,100.00	Employee Fringe Benefits	17,750.00	Courts	43,073.25
District Courts		Other Statutory Expenditures		County Clerk & Register	15,690.38
Juvenile Courts				Surrogate	12,077.13
Superior Court				Sheriff	
Jury Commission	17,000.00	TOTAL ----- COUNTY FUNCTIONS	4,101,235.00	Other Miscellaneous Revenues	55,104.60
Law Library	6,750.00	CAPITAL IMPROVEMENTS		TOTAL 1968 REVENUES	3,721,125.29
Prosecutor's Office	52,000.00	DEBT SERVICE		Prior Years Surplus Appropriated	460,000.00
Surrogate's Office	33,700.00	Principal Payments		TOTAL BUDGET REVENUES	4,181,125.29
Probation Office	80,500.00	Interest Payments	11,000.00	CURRENT FINANCES DECEMBER 31, 1968	
Other Judicial		Other Debt Administration		ASSETS	
PUBLIC SAFETY		DEFERRED CHARGES	325.00	Cash on Hand Dec. 31, 1968	957,499.37
Police		RESERVE FOR UNCOLLECTED TAXES		Taxes Receivable	
Sheriff's Office	58,750.00	TOTAL EXPENDITURES	4,112,560.00	Emergencies and Other Deferred Charges	9,945.00
Civil Defense & Disaster Control	10,300.00			State Aid Receivable	811,667.00
Environmental Inspection & Control		CAPITAL DEBT AUTHORIZED, DECEMBER 31, 1968		Other Aid Receivable	8,599.99
Weights & Measures	15,600.00	ISSUED AND UNISSUED		TOTAL ASSETS	1,787,711.36
Correctional & Penal	120,550.00	School		LIABILITIES	
Other Public Safety	18,400.00	Self-liquidating		Cash Liabilities	1,144,244.37
PUBLIC WORKS		Other	970,000.00	Reserves for Receivables	8,599.99
Roads & Bridges, Streets, Drainage	719,200.00	Total	970,000.00	Surplus on Hand Dec. 31, 1968	634,867.00
State Aid Motor Vehicle Fund	500,000.00			TOTAL LIABILITIES	1,787,711.36
County Funds		ISSUED AND OUTSTANDING			
Other Roads & Bridges		School			
Public Bldgs. & Grounds	89,850.00	Self-liquidating			
Other Public Works		Other	475,000.00		
HEALTH & WELFARE		Total	475,000.00		
County Health Department	148,600.00	EQUALIZED VALUATION BASIS	269,082,253.33		
Mental Health Activities	340,700.00	1968 CAPITAL OUTLAY	80,584.19		
Tubercular Patient Care	9,000.00	Beaches and Boardwalks			
County Hospitals, Homes	249,300.00	Parks and Playgrounds			
County Aid to Hospitals	105,000.00	Public Buildings and Grounds	80,484.19		
Health Clinics		Vehicular Equipment			
Mosquito Extermination	62,500.00	Streets, Roads, Sidewalks, Storm Sewers			
Health Services Except Environmental	10,900.00	Sewer System			
County Welfare Board - Welfare	419,000.00	Water System			
Child Welfare	112,900.00	Other Utilities			
Other Welfare Services	5,500.00	Hospitals and Clinics			
RECREATION AND CONSERVATION		Garbage and Trash Disposal Facilities			
Parks, Playgrounds, Shade Trees		Health Equipment			
Land Reclamation & Conservation	1,000.00	Library and Education Facilities			
Other Recreational Services		Conservation and Recreation			
		Other Expenditures	100.00		

SALEM COUNTY - SUMMARY OF MUNICIPAL DATA

1968 EXPENDITURES		1968 REVENUES		1968 PROPERTY TAX	
GENERAL GOVERNMENT					
Governing Body & Public Boards	16,900.00	1968 Property Taxes Collected	7,395,429.95	Local District School Taxes	3,267,928.00
Municipal Clerk	6,080.00	1968 Payments in Lieu of Taxes		Regional & Consolidated School Taxes	1,382,566.75
Financial Administration	60,926.28	Delinquent Tax & Lien Collections	651,465.13	School Taxes in Municipal Budget	17,018.50
Assessment of Taxes	60,490.00	Business Personalty Replacement Taxes	2,457,510.00	County Taxes	2,777,850.41
Collection of Taxes	78,826.04	Taxes from Public Utilities	1,678,019.13	County Library Taxes	
Planning, Housing & Development	32,665.00	Other Miscellaneous Tax Revenues		Local Municipal Purpose Taxes	602,051.19
Elections	1,550.00	State Aid Revenues	336,584.84	Veteran & Senior Citizen Taxes	312,430.00
General Administration (other)	261,944.16	Federal Aid Revenues		Total Taxes for Rate Computation	8,359,844.85
JUDICIARY		Sale of Acquired Property	15,168.71	Special District Taxes	16,962.00
Municipal Courts	61,945.00	Other Miscellaneous Revenues	361,163.25	Bank Stock Taxes	28,694.59
PUBLIC SAFETY		Total 1968 Revenues	12,895,341.01	Added and Omitted Taxes	29,371.99
Fire Protection	146,005.00	Prior Years Surplus Appropriated	819,411.93	Total Taxes Levied	8,122,443.43
Police Protection	610,835.60	TOTAL REVENUES	13,714,752.94	1968 TAXES COLLECTED	7,395,429.95
Civil Defense & Disaster Control	7,818.46			1968 Taxes Cancelled, Abated or Adjusted	45,263.52
Environmental Inspection & Control	27,420.00			Transfer To Tax Title Liens	29,720.32
Other Public Safety				Balance Outstanding Dec. 31, 1968	652,383.85
PUBLIC WORKS		1968 REAL PROPERTY VALUATIONS - ASSESSED			
Streets and Drainage	1,254,389.28	Code	Class	%	
Sewers and Sewage Processing	203,983.34	1	Vacant Land		
Garbage and Trash Disposal	170,577.10	2	Residential		
Public Buildings and Grounds	90,005.50	3	Farm		
Other Public Works		4a	Commercial		
		4b	Industrial		
		4c	Apartments		
		Total Valuation			
HEALTH and WELFARE		CAPITAL DEBT AUTHORIZED, DECEMBER 31, 1968			
Health Services Except Environmental	71,694.38	ISSUED AND UNISSUED	GROSS DEBT	NET DEBT	
Welfare-Public Assistance	46,591.14	School	10,945,000.00	346,792.82	
Hospitals, Clinics, First Aid	12,900.00	Self-liquidating	2,535,000.00	669,822.40	
Animal, Insect, & Rodent Control	21,829.00	Other	290,800.19	290,800.19	
Other Welfare Services		Total	13,770,800.19	1,307,415.41	
RECREATION and CONSERVATION		ISSUED AND OUTSTANDING			
Beaches and Boardwalks	16,935.30	School	6,995,000.00		
Parks, Playgrounds, Shade Trees	28,975.00	Self-liquidating	2,481,000.00		
Land Reclamation & Conservation		Other	110,800.00		
Other Recreational Services	11,441.09	Total	9,586,800.00		
EDUCATION (excluding schools)		EQUALIZED VALUATION BASIS			
Libraries	51,954.65		269,082,253.34		
Other Educational Services	1,642,000.00				
STATUTORY EXPENDITURES		1968 CAPITAL OUTLAY			
Pensions & F. I. C. A.	114,076.84	Beaches and Boardwalks	1,468,977.16		
Employee Fringe Benefits	35,300.00	Parks and Playgrounds			
Other Statutory Expenditures		Public Buildings and Grounds	66,434.17		
		Vehicular Equipment	24,000.00		
TOTAL MUNICIPAL FUNCTIONS	5,146,058.16	Streets, Roads, Sidewalks, Storm Sewers	70,462.20		
CAPITAL IMPROVEMENTS	167,500.00	Sewer System	66,438.51		
DEBT SERVICE		Water System	1,234,415.68		
Principal Payments	51,950.00	Other Utilities			
Interest Payments	18,574.00	Hospitals and Clinics			
Other Debt Administration		Garbage and Trash Disposal Facilities			
DEFERRED CHARGES	147,552.78	Health Equipment			
SCHOOL, COUNTY, SPECIAL DISTRICT TAXES	7,462,325.66	Library and Education Facilities	3,626.60		
RESERVE FOR UNCOLLECTED TAXES	934,752.15	Conservation and Recreation			
		Other Expenditures	3,600.00		
TOTAL EXPENDITURES	13,928,712.75				
				CURRENT FINANCES DECEMBER 31, 1968	
				ASSETS	
				Cash on Hand Dec. 31, 1968	2,490,775.66
				Taxes Receivable	757,780.01
				Tax Title Liens	154,551.25
				Foreclosed Property	43,219.09
				Emergencies & Other Deferred Charges	83,552.65
				State Aid Receivable	274,013.15
				Other Receivables	80,286.69
				Total	3,884,178.50
				LIABILITIES	
				Cash Liabilities	807,027.66
				Reserves For Receivables	1,035,837.14
				Surplus on Hand Dec. 31, 1968	2,041,313.80
				Total	3,884,178.60

1800
Population 1960 143,913
Population 1968 198,720

Moody Rating AA
Land Area 305.10 Sq. Miles

Net Valuation Taxable 626,294,621

Net Valuation on Which County Taxes
are apportioned: 1,538,444,889

SOMERSET COUNTY

PER CAPITA:
Gross Debt 35.82
Net Debt 35.82
Debt Service 2.54
Total Tax Levy 37.83
County Functions 42.38

PER CENT:
Gross Debt .
Net Debt .

PERCENT

Vacant

Resident

Farm

Commercial

Industrial

Apartment

Vacant

Resident

Farm

Commercial

Industrial

Apartment

1968 EXPENDITURES GENERAL GOVERNMENT		1968 EXPENDITURES (cont'd.)		1968 REVENUES REALIZED	
Governing Body and Public Boards	30,500.00	EDUCATION (excluding schools)		1968 Property Taxes	7,517
Clerk (County and Register)	118,686.00	County Superintendent of Schools	43,579.00	Collateral Inheritance Tax	53
Financial Administration	45,733.00	Vocational Schools	554,255.00	Financial Business Tax	
Board of Taxation: Tax Assessment	43,595.53	County College	395,527.24	Franchise Tax	
Planning, Housing, Development	122,556.67	County Extension Services	54,601.00	BANK STOCK TAX	66
Elections	168,169.50	Libraries		Other Miscellaneous Tax	
Other General Administration	273,132.40	Other Educational Services	30,000.00	State Aid Revenues	386
JUDICIARY		STATUTORY EXPENDITURES		Federal Aid Revenues	
County Courts	210,491.00	Pensions & F.I.C.A.	363,903.56	Institutional Revenues	100
District Courts	50,256.51	Employee Fringe Benefits	24,600.00	Courts	195
Juvenile Courts		Other Statutory Expenditures		County Clerk & Register	41
Superior Court				Surrogate	57
Jury Commission	51,389.50	TOTAL ----- COUNTY FUNCTIONS	7,817,373.80	Sheriff	32
Law Library	10,500.00	CAPITAL IMPROVEMENTS	100,000.00	Other Miscellaneous Revenues	282
Prosecutor's Office	204,172.91	DEBT SERVICE		TOTAL 1968 REVENUES	8,169
Surrogate's Office	48,895.01	Principal Payments	329,000.00	Prior Years Surplus Appropriated	500
Probation Office	196,966.49	Interest Payments	176,745.00	TOTAL BUDGET REVENUES	8,669
Other Judicial		Other Debt Administration			
PUBLIC SAFETY		DEFERRED CHARGES		CURRENT FINANCES DECEMBER 31, 1968	
Police		RESERVE FOR UNCOLLECTED TAXES		ASSETS	
Sheriff's Office	136,491.73	TOTAL EXPENDITURES	8,423,118.80	Cash on Hand Dec. 31, 1968	2,152
Civil Defense & Disaster Control	5,000.00			Taxes Receivable	30
Environmental Inspection & Control	1,000.00	CAPITAL DEBT AUTHORIZED, DECEMBER 31, 1968		Emergencies and Other Deferred Charges	285
Weights & Measures	34,030.00	ISSUED AND UNISSUED		State Aid Receivable	128
Correctional & Penal	189,105.00	School		Other Aid Receivable	2,595
Other Public Safety		Self-liquidating	7,119,791.66	TOTAL ASSETS	
PUBLIC WORKS		Other	7,119,791.66	LIABILITIES	
Roads & Bridges, Streets, Drainage		Total	7,119,791.66	Cash Liabilities	1,299
State Aid Motor Vehicle Fund	303,100.00	ISSUED AND OUTSTANDING		Reserves for Receivables	128
County Funds	946,710.50	School		Surplus on Hand Dec. 31, 1968	1,168
Other Roads & Bridges		Self-liquidating	4,906,000.00	TOTAL LIABILITIES	2,595
Public Bldgs. & Grounds	252,688.00	Other	4,906,000.00		
Other Public Works		Total	4,906,000.00		
HEALTH & WELFARE		EQUALIZED VALUATION BASIS	1,444,063,431.33		
County Health Department	23,800.00	1968 CAPITAL OUTLAY	1,398,121.05		
Mental Health Activities	904,262.00	Beaches and Boardwalks			
Tubercular Patient Care	49,413.69	Parks and Playgrounds	390,469.87		
County Hospitals, Homes		Public Buildings and Grounds	175,645.97		
County Aid to Hospitals	250,000.00	Vehicular Equipment			
Health Clinics	17,700.00	Streets, Roads, Sidewalks, Storm Sewers	139,065.99		
Mosquito Extermination	97,443.00	Sewer System			
Health Services Except Environmental	25,250.00	Water System			
County Welfare Board - Welfare	734,719.06	Other Utilities			
Child Welfare	207,900.00	Hospitals and Clinics			
Other Welfare Services	5,875.00	Garbage and Trash Disposal Facilities			
RECREATION AND CONSERVATION		Health Equipment	684,833.72		
Parks, Playgrounds, Shade Trees	590,875.50	Library and Education Facilities			
Land Reclamation & Conservation	500.00	Conservation and Recreation			
Other Recreational Services		Other Expenditures	8,105.50		

SOMERSET COUNTY - SUMMARY OF MUNICIPAL DATA

1968 EXPENDITURES		1968 REVENUES		1968 PROPERTY TAX	
GENERAL GOVERNMENT					
Governing Body & Public Boards	2,785.00	1968 Property Taxes Collected	42,937,921.67	Local District School Taxes	22,860,744.18
Municipal Clerk		1968 Payments in Lieu of Taxes	71,041.94	Regional & Consolidated School Taxes	7,393,868.22
Financial Administration	129,224.84	Delinquent Tax & Lien Collections	1,541,155.85	School Taxes in Municipal Budget	
Assessment of Taxes	176,676.75	Business Personalty Replacement Taxes	3,432,770.00	County Taxes	7,517,680.42
Collection of Taxes	250,719.79	Taxes from Public Utilities	3,499,368.65	County Library Taxes	348,963.44
Planning, Housing & Development	195,449.00	Other Miscellaneous Tax Revenues		Local Municipal Purpose Taxes	5,810,188.20
Elections	22,512.45	State Aid Revenues	545,804.65	Veteran & Senior Citizen Taxes	992,876.00
General Administration (other)	1,524,601.79	Federal Aid Revenues		Total Taxes for Rate Computation	44,924,320.46
JUDICIARY		Sale of Acquired Property	19,588.36	Special District Taxes	131,609.09
Municipal Courts	134,040.01	Other Miscellaneous Revenues	1,802,500.70	Bank Stock Taxes	66,755.14
PUBLIC SAFETY		Total 1968 Revenues	53,850,151.82	Added and Omitted Taxes	717,597.31
Fire Protection	779,892.60	Prior Years Surplus Appropriated	2,803,584.69	Total Taxes Levied	44,847,406.00
Police Protection	2,610,944.93	TOTAL REVENUES	56,653,736.51	1968 TAXES COLLECTED	42,937,921.67
Civil Defense & Disaster Control	21,630.00			1968 Taxes Cancelled, Abated or Adjusted	158,161.20
Environmental Inspection & Control	173,875.00	1968 REAL PROPERTY VALUATIONS - ASSESSED		Transfer To Tax Title Liens	63,514.89
Other Public Safety	400.00	Code	Class	Balance Outstanding Dec. 31, 1968	1,746,701.32
PUBLIC WORKS		1	Vacant Land		
Streets and Drainage	3,080,948.61	2	Residential		
Sewers and Sewage Processing	723,474.32	3	Farm		
Garbage and Trash Disposal	266,926.79	4a	Commercial		
Public Buildings and Grounds	393,150.83	4b	Industrial		
Other Public Works	123,435.00	4c	Apartments		
HEALTH and WELFARE		Total Valuation			
Health Services Except Environmental	284,234.00	CAPITAL DEBT AUTHORIZED, DECEMBER 31, 1968		PRIOR YEARS TAXES OUTSTANDING	
Welfare-Public Assistance	146,087.00	ISSUED AND UNISSUED		Balance January 1, 1968	1,787,819.25
Hospitals, Clinics, First Aid	43,400.00	School	GROSS DEBT 65,360,760.76	Collected in 1968	1,294,380.74
Animal, Insect, & Rodent Control	2,550.00	Self-liquidating	5,517,400.00	Cancelled, Abated or Adjusted (1968)	238,588.13
Other Welfare Services		Other	14,712,305.02	Transfers to Tax Title Liens	20,742.50
RECREATION and CONSERVATION		Total	85,590,465.78	Balance December 31, 1968	234,107.88
Beaches and Boardwalks				TAX TITLE LIENS OUTSTANDING	
Parks, Playgrounds, Shade Trees	283,804.55	ISSUED AND OUTSTANDING		Balance January 1, 1968	162,769.97
Land Reclamation & Conservation		School	59,182,349.61	Transfers From Taxes	92,617.63
Other Recreational Services	183,410.00	Self-liquidating	5,046,000.00	Redeemed in 1968	44,122.47
EDUCATION (excluding schools)		Other	9,615,285.00	Cancelled, Abated or Adjusted (1968)	2,332.49
Libraries	277,880.00	Total	73,843,634.61	Balance December 31, 1968	208,932.64
Other Educational Services	488,705.61			PROPERTY ACQUIRED BY DEED OR FORECLOSURE	
STATUTORY EXPENDITURES		EQUALIZED VALUATION BASIS	1,444,163,278.34	Balance January 1, 1968	589,711.82
Pensions & F. I. C. A.	684,481.75	1968 CAPITAL OUTLAY	3,852,341.87	Transfers From Liens	
Employee Fringe Benefits	174,384.27	Beaches and Boardwalks	246,149.70	Sale for Cash (1968)	10,375.00
Other Statutory Expenditures		Parks and Playgrounds	113,236.39	Cancelled, Abated or Adjusted (1968)	4,015.00
TOTAL MUNICIPAL FUNCTIONS	13,179,624.89	Public Buildings and Grounds	55,199.66	Balance December 31, 1968	575,321.82
CAPITAL IMPROVEMENTS	666,038.04	Vehicular Equipment	1,144,505.16	CURRENT FINANCES DECEMBER 31, 1968	
DEBT SERVICE		Streets, Roads, Sidewalks, Storm Sewers	2,107,352.97	ASSETS	
Principal Payments	362,000.00	Sewer System	50,104.72	Cash on Hand Dec. 31, 1968	7,407,567.89
Interest Payments	299,766.05	Water System		Taxes Receivable	1,980,809.20
Other Debt Administration		Other Utilities		Tax Title Liens	208,932.64
DEFERRED CHARGES	258,973.26	Hospitals and Clinics		Foreclosed Property	575,321.82
SCHOOL, COUNTY, SPECIAL DISTRICT TAXES	38,252,865.35	Garbage and Trash Disposal Facilities		Emergencies & Other Deferred Charges	495,978.25
RESERVE FOR UNCOLLECTED TAXES	3,037,003.63	Health Equipment		State Aid Receivable	836,487.82
		Library and Education Facilities	42,820.69	Other Receivables	268,806.56
		Conservation and Recreation		Total	11,773,904.18
TOTAL EXPENDITURES	56,056,271.22	Other Expenditures	92,972.58	LIABILITIES	
				Cash Liabilities	3,456,144.27
				Reserves For Receivables	3,033,970.22
				Surplus on Hand Dec. 31, 1968	5,283,789.69
				Total	11,773,904.18

SUSSEX COUNTY

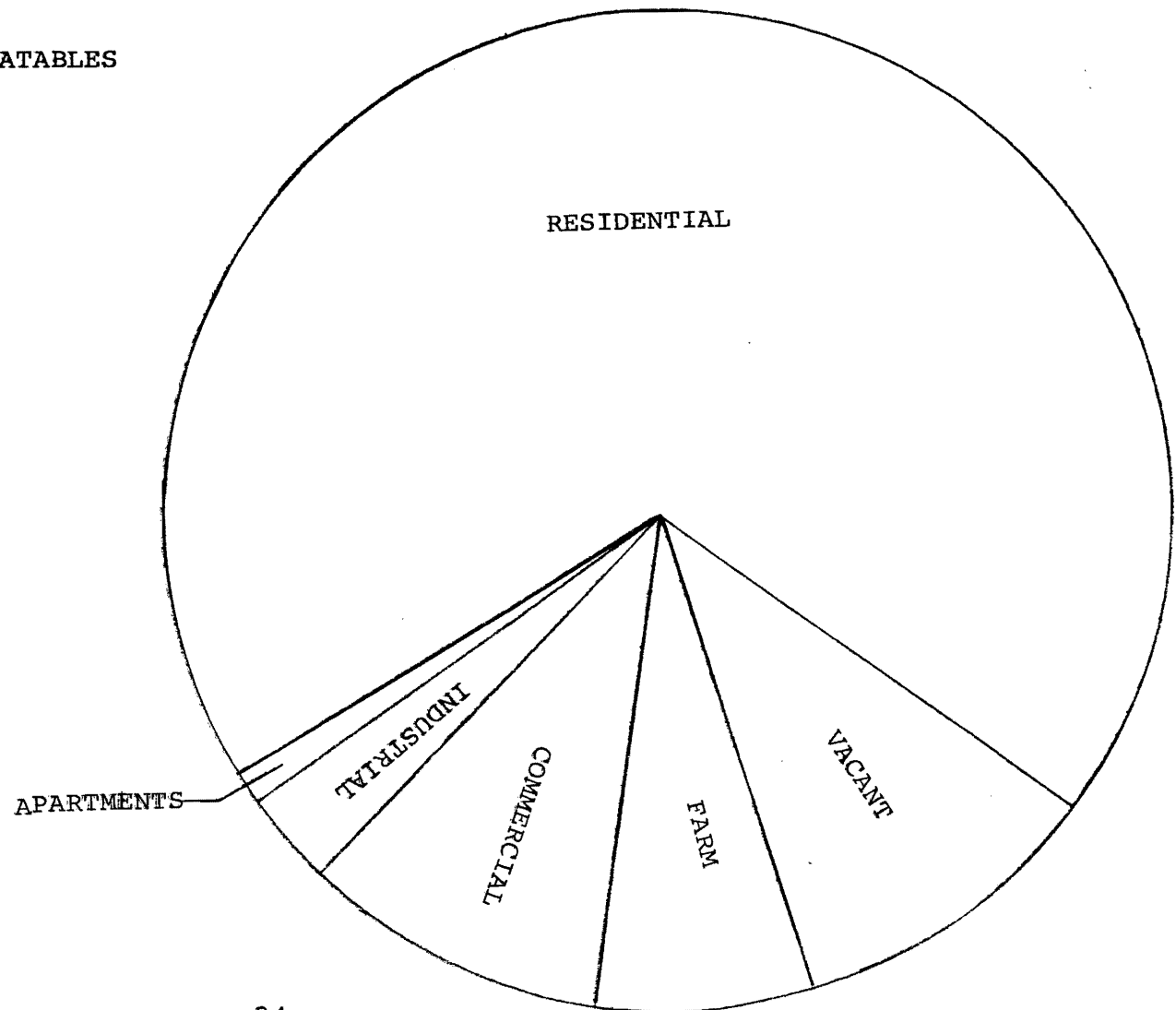
DISTRIBUTION OF RATABLES

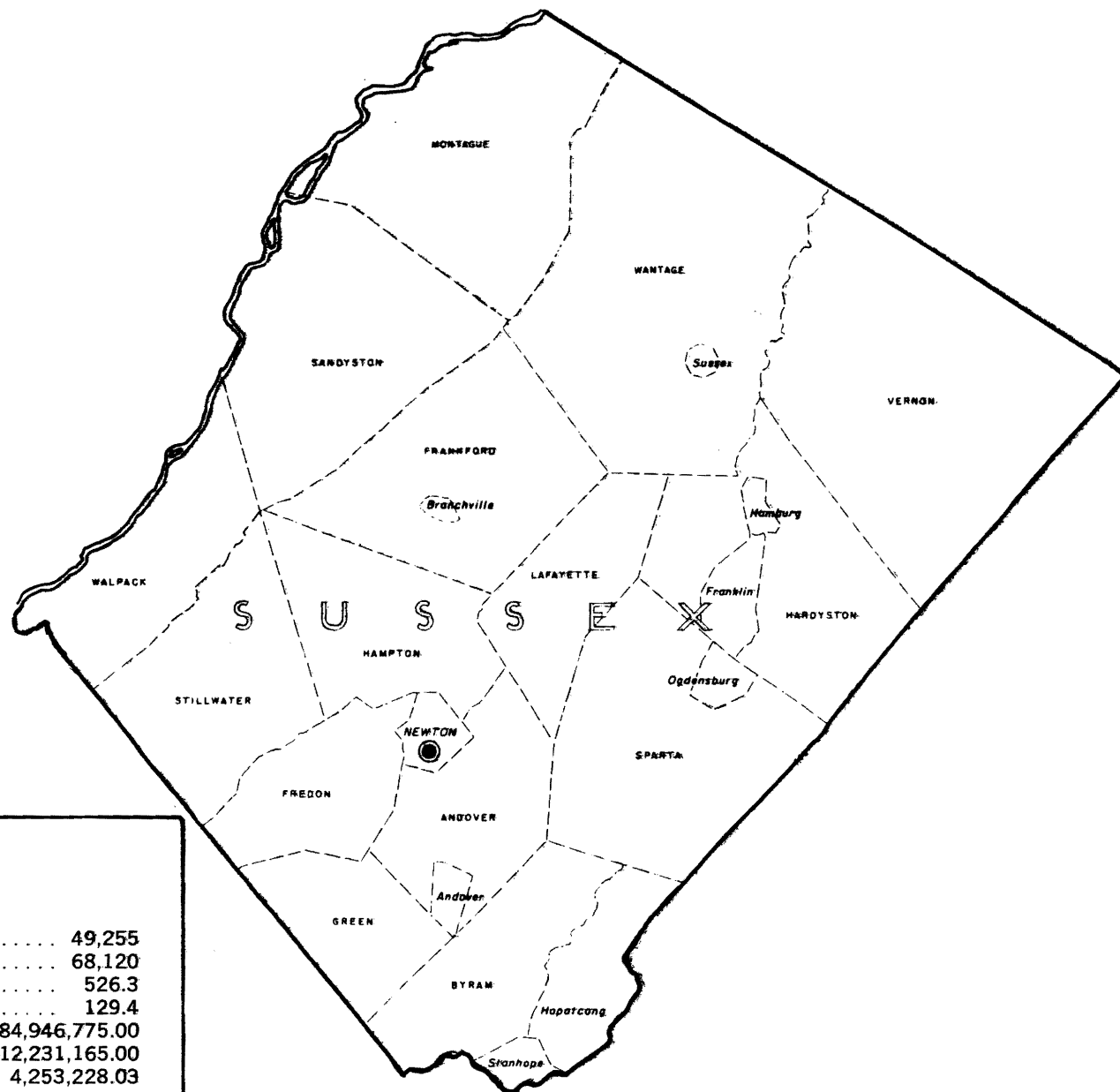
PERCENTAGE DISTRIBUTION OF RATABLES

Vacant	10.3
Residential	69.1
Farm	6.9
Commercial	10.2
Industrial	2.9
Apartments	.6

NUMBER OF PARCELS

Vacant	28,519
Residential	28,015
Farm	2,160
Commercial	1,465
Industrial	102
Apartments	33





SUSSEX COUNTY

COUNTY SEAT: NEWTON

Population Census, 1960	49,255
Population Census, 1968 Est.	68,120
Land Area (Sq. Mi.)	526.3
Density (Per Sq. Mi.)	129.4
Net Valuation Taxable	\$484,946,775.00
Equalized Valuation	\$612,231,165.00
Tax Levy (Including Bank Stock Tax) .	\$ 4,253,228.03

Moody's Bond Rating — No Rating

1900
Population 1960 **49,255**
Population 1968 **68,120**

Mopdy Rating
Land Area **526.30** Sq. Miles

Net Valuation Taxable **484,946,775**

Net Valuation on Which County Taxes
are apportioned: **608,998,637**

SUSSEX COUNTY

PER CAPITA:

Gross Debt **37.07**
Net Debt **32.76**
Debt Service **.22**
Total Tax Levy **62.03**
County Functions **82.53**

PER CENT:

Gross Debt **.44**
Net Debt **.39**

1968 EXPENDITURES		1968 EXPENDITURES (cont'd.)		1968 REVENUES REALIZED	
GENERAL GOVERNMENT		EDUCATION (excluding schools)		1968 Property Taxes	
Governing Body and Public Boards	51,419.00	County Superintendent of Schools	21,938.25	Collateral Inheritance Tax	4,225,511.42
Clerk (County and Register)	115,662.90	Vocational Schools	182,581.00	Financial Business Tax	
Financial Administration	62,156.18	County College		Franchise Tax	6,316.01
Board of Taxation: Tax Assessment	24,715.00	County Extension Services	40,502.73	BANK STOCK TAX	27,716.61
Planning, Housing, Development	44,498.99	Libraries		Other Miscellaneous Tax	
Elections	49,956.00	Other Educational Services	5,791.04	State Aid Revenues	626,296.83
Other General Administration	38,258.40	STATUTORY EXPENDITURES		Federal Aid Revenues	882.54
JUDICIARY		Pensions & F.I.C.A.	244,000.00	Institutional Revenues	246,394.89
County Courts	50,037.84	Employee Fringe Benefits	103,801.74	Courts	131,559.70
District Courts	33,226.75	Other Statutory Expenditures		County Clerk & Register	15,929.59
Juvenile Courts		TOTAL ----- COUNTY FUNCTIONS	4,985,730.21	Surrogate	15,236.25
Superior Court		CAPITAL IMPROVEMENTS	455,000.00	Sheriff	9,500.75
Jury Commission	17,899.92	DEBT SERVICE		Other Miscellaneous Revenues	138,705.18
Law Library	2,800.00	Principal Payments		TOTAL 1968 REVENUES	5,166,639.41
Prosecutor's Office	34,617.00	Interest Payments	15,000.00	Prior Years Surplus Appropriated	443,000.00
Surrogate's Office	29,510.05	Other Debt Administration		TOTAL BUDGET REVENUES	5,609,639.41
Probation Office	53,496.85	DEFERRED CHARGES	166,863.57	CURRENT FINANCES DECEMBER 31, 1968	
Other Judicial	14,800.00	RESERVE FOR UNCOLLECTED TAXES		ASSETS	
PUBLIC SAFETY		TOTAL EXPENDITURES	5,622,593.78	Cash on Hand Dec. 31, 1968	1,121,779.26
Police	8,426.00	CAPITAL DEBT AUTHORIZED DECEMBER 31, 1968		Taxes Receivable	
Sheriff's Office	32,493.48	ISSUED AND UNISSUED		Emergencies and Other Deferred Charges	140,907.00
Civil Defense & Disaster Control	49,329.00	School		State Aid Receivable	188,661.41
Environmental Inspection & Control		Self-liquidating	2,525,596.00	Other Aid Receivable	61,927.44
Weights & Measures	40,915.03	Other	2,525,596.00	TOTAL ASSETS	1,513,275.11
Correctional & Penal	64,810.98	Total	2,525,596.00	LIABILITIES	
Other Public Safety	231.95	ISSUED AND OUTSTANDING		Cash Liabilities	598,900.35
PUBLIC WORKS		School		Reserves for Receivables	61,927.44
Roads & Bridges, Streets, Drainage		Self-liquidating	2,025,000.00	Surplus on Hand Dec. 31, 1968	852,447.32
State Aid Motor Vehicle Fund	410,816.37	Other	2,025,000.00	TOTAL LIABILITIES	1,513,275.11
County Funds	1,499,380.86	Total	2,025,000.00		
Other Roads & Bridges	191,878.71	EQUALIZED VALUATION BASIS	569,263,907.67		
Public Bldgs. & Grounds	149,699.59	1968 CAPITAL OUTLAY	2,468,544.03		
Other Public Works		Beaches and Boardwalks			
HEALTH & WELFARE		Parks and Playgrounds			
County Health Department	61,486.50	Public Buildings and Grounds	1,145,242.50		
Mental Health Activities	341,733.14	Vehicular Equipment			
Tubercular Patient Care	620.00	Streets, Roads, Sidewalks, Storm Sewers			
County Hospitals, Homes	202,422.51	Sewer System			
County Aid to Hospitals	55,000.00	Water System			
Health Clinics	8,500.00	Other Utilities			
Mosquito Extermination	500.00	Hospitals and Clinics			
Health Services Except Environmental	163,903.30	Garbage and Trash Disposal Facilities			
County Welfare Board - Welfare	368,788.66	Health Equipment			
Child Welfare	111,114.49	Library and Education Facilities	1,323,301.53		
Other Welfare Services		Conservation and Recreation			
RECREATION AND CONSERVATION		Other Expenditures			
Parks, Playgrounds, Shade Trees	850.00				
Land Reclamation & Conservation	900.00				
Other Recreational Services	260.00				

SUSSEX COUNTY - SUMMARY OF MUNICIPAL DATA

1968 EXPENDITURES		1968 REVENUES		1968 PROPERTY TAX	
GENERAL GOVERNMENT		1968 Property Taxes Collected		Local District School Taxes	
Governing Body & Public Boards		1968 Payments in Lieu of Taxes	16,157,266.09	Regional & Consolidated School Taxes	8,776,584.99
Municipal Clerk		Delinquent Tax & Lien Collections	1,533,475.03	School Taxes in Municipal Budget	2,420,477.77
Financial Administration	84,232.99	Business Personalty Replacement Taxes	726,419.50	County Taxes	26,500.00
Assessment of Taxes	143,481.99	Taxes from Public Utilities	817,089.44	County Library Taxes	4,225,511.42
Collection of Taxes	166,253.61	Other Miscellaneous Tax Revenues	237,244.57	Local Municipal Purpose Taxes	208,950.00
Planning, Housing & Development	88,091.70	State Aid Revenues		Veteran & Senior Citizen Taxes	2,229,302.66
Elections	15,839.89	Federal Aid Revenues		Total Taxes for Rate Computation	409,170.00
General Administration (other)	560,882.81	Sale of Acquired Property		Special District Taxes	18,296,496.84
JUDICIARY		Other Miscellaneous Revenues	654,532.86	Bank Stock Taxes	5,999.85
Municipal Courts	48,098.41	Total 1968 Revenues	20,126,027.49	Added and Omitted Taxes	27,716.61
PUBLIC SAFETY		Prior Years Surplus Appropriated	1,591,461.00	Total Taxes Levied	187,008.32
Fire Protection	163,153.80	TOTAL REVENUES	21,717,488.49	1968 TAXES COLLECTED	18,108,631.62
Police Protection	561,454.36			1968 Taxes Cancelled, Abated or Adjusted	16,157,266.09
Civil Defense & Disaster Control	11,805.01			Transfer To Tax Title Liens	59,438.66
Environmental Inspection & Control	50,825.58			Balance Outstanding Dec. 31, 1968	21,909.41
Other Public Safety	2,300.00				1,867,915.28
PUBLIC WORKS		1968 REAL PROPERTY VALUATIONS - ASSESSED			
Streets and Drainage	1,598,517.10	<u>Code</u>	<u>Class</u>		
Sewers and Sewage Processing	4,930.00	1	Vacant Land		
Garbage and Trash Disposal	195,430.20	2	Residential		
Public Buildings and Grounds	135,017.32	3	Farm		
Other Public Works	1,000.00	4a	Commercial		
		4b	Industrial		
		4c	Apartments		
HEALTH and WELFARE		Total Valuation			
Health Services Except Environmental	73,824.74			PRIOR YEARS TAXES OUTSTANDING	
Welfare-Public Assistance	29,258.30			Balance January 1, 1968	2,466,873.36
Hospitals, Clinics, First Aid	13,950.00			Collected in 1968	1,444,637.07
Animal, Insect, & Rodent Control	17,241.23			Cancelled, Abated or Adjusted (1968)	681,172.06
Other Welfare Services				Transfers to Tax Title Liens	3,623.25
RECREATION and CONSERVATION				Balance December 31, 1968	337,440.98
Beaches and Boardwalks	1,115.00			TAX TITLE LIENS OUTSTANDING	
Parks, Playgrounds, Shade Trees	61,771.92			Balance January 1, 1968	373,679.06
Land Reclamation & Conservation				Transfers From Taxes	25,969.95
Other Recreational Services	44,064.48			Redeemed in 1968	88,309.33
EDUCATION (excluding schools)				Cancelled, Abated or Adjusted (1968)	4,658.59
Libraries	34,341.00			Balance December 31, 1968	306,681.09
Other Educational Services	45,000.00			PROPERTY ACQUIRED BY DEED OR FORECLOSURE	
STATUTORY EXPENDITURES				Balance January 1, 1968	60,875.00
Pensions & F. I. C. A.	174,732.10			Transfers From Liens	24,500.10
Employee Fringe Benefits	88,852.91			Sale for Cash (1968)	
Other Statutory Expenditures				Cancelled, Abated or Adjusted (1968)	
TOTAL MUNICIPAL FUNCTIONS	4,415,466.45			Balance December 31, 1968	85,375.10
CAPITAL IMPROVEMENTS	93,680.00			CURRENT FINANCES DECEMBER 31, 1968	
DEBT SERVICE				ASSETS	
Principal Payments	39,800.00			Cash on Hand Dec. 31, 1968	3,887,555.47
Interest Payments	18,621.99			Taxes Receivable	2,205,356.26
Other Debt Administration				Tax Title Liens	306,681.09
DEFERRED CHARGES	468,162.35			Foreclosed Property	85,375.10
SCHOOL, COUNTY, SPECIAL DISTRICT TAXES	15,664,024.03			Emergencies & Other Deferred Charges	232,371.59
RESERVE FOR UNCOLLECTED TAXES	2,083,519.76			State Aid Receivable	571,327.19
				Other Receivables	128,367.73
TOTAL EXPENDITURES	22,783,274.58			Total	7,417,034.43
				LIABILITIES	
				Cash Liabilities	1,671,355.64
				Reserves For Receivables	2,715,627.73
				Surplus on Hand Dec. 31, 1968	3,030,051.06
				Total	7,417,034.43

UNION COUNTY

DISTRIBUTION OF RATABLES

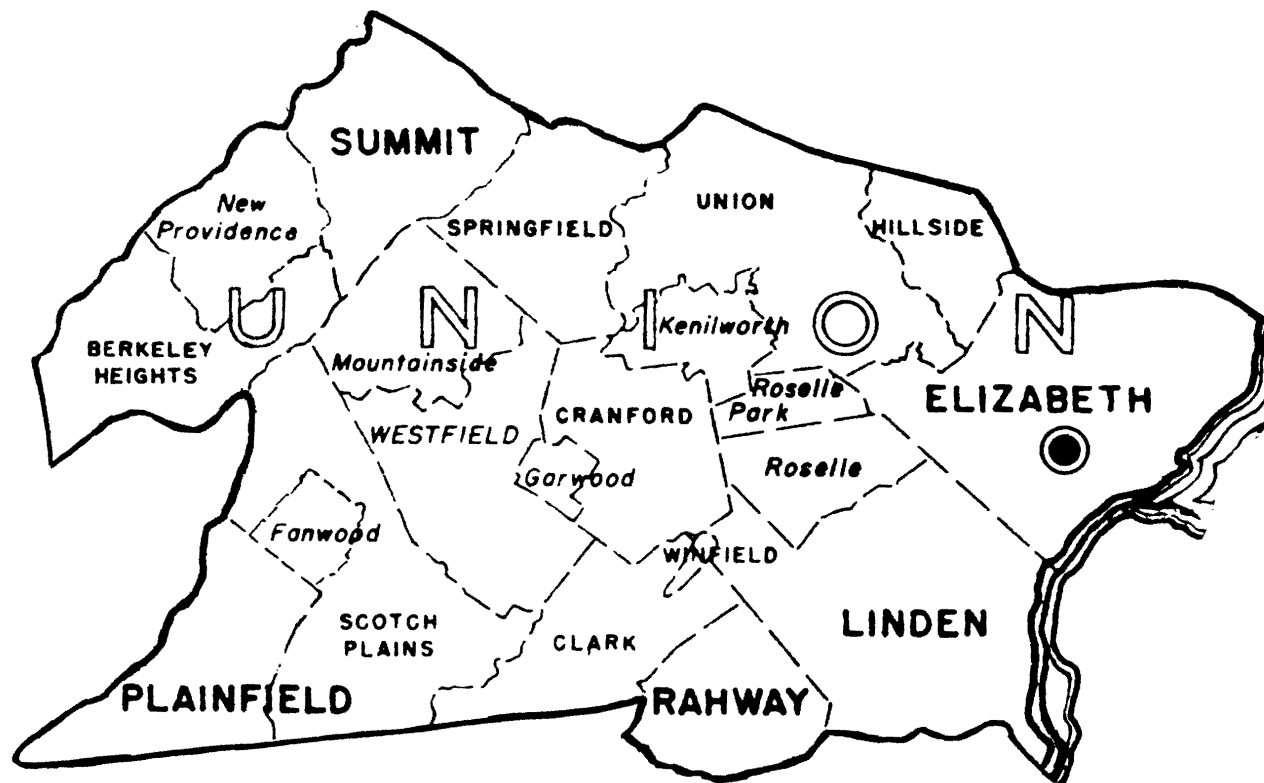
PERCENTAGE DISTRIBUTION OF RATABLES

Vacant	1.7
Residential	63.2
Farm	.1
Commercial	12.6
Industrial	16.4
Apartments	6.0

NUMBER OF PARCELS

Vacant	9,303
Residential	114,151
Farm	72
Commercial	7,262
Industrial	1,464
Apartments	973





UNION COUNTY

COUNTY SEAT: ELIZABETH

Population Census, 1960	504,255
Population Census, 1968 Est.	575,190
Land Area (Sq. Mi.)	103.39
Density (Per Sq. Mi.)	5,563.30
Net Valuation Taxable	\$1,889,962,414.00
Equalized Valuation	\$4,523,669,243.00
Tax Levy (Including Bank Stock Tax) \$	19,436,633.00

Moody's Bond Rating — Aa

Moody Rating **AA**
Land Area **103.39** Sq. Miles

Net Valuation on Which County Taxes
are apportioned: 4,682,954.119

Gross Debt	.48
Net Debt	.43

1968 EXPENDITURES		1968 EXPENDITURES (cont'd.)		1968 REVENUES REALIZED	
GENERAL GOVERNMENT					
Governing Body and Public Boards	323,582.97	EDUCATION (excluding schools)		1968 Property Taxes 19,196,771.46	
Clerk (County and Register)	278,600.00	County Superintendent of Schools 39,400.00		Collateral Inheritance Tax 236,418.01	
Financial Administration	212,270.00	Vocational Schools 597,035.00		Financial Business Tax 48,795.72	
Board of Taxation: Tax Assessment	48,311.00	County College 225,000.00		Franchise Tax	
Planning, Housing, Development	181,860.00	County Extension Services 66,495.00		BANK STOCK TAX 239,861.54	
Elections	449,080.00	Libraries		Other Miscellaneous Tax	
Other General Administration	444,480.00	Other Educational Services 25,000.00		State Aid Revenues 367,569.29	
JUDICIARY		STATUTORY EXPENDITURES		Federal Aid Revenues	
County Courts	1,481,010.00	Pensions & F.I.C.A. 1,387,338.14		Institutional Revenues 1,922,387.39	
District Courts	341,850.00	Employee Fringe Benefits 190,225.00		Courts 294,601.60	
Juvenile Courts	189,300.00	Other Statutory Expenditures		County Clerk & Register 152,174.50	
Superior Court		TOTAL ----- COUNTY FUNCTIONS 22,079,105.14		Surrogate 104,119.70	
Jury Commission	29,600.00	CAPITAL IMPROVEMENTS 275,000.00		Sheriff	
Law Library	13,219.00	DEBT SERVICE		Other Miscellaneous Revenues 545,842.86	
Prosecutor's Office	684,075.00	Principal Payments 979,000.00		TOTAL 1968 REVENUES 23,108,542.07	
Surrogate's Office	130,037.03	Interest Payments 574,000.00		Prior Years Surplus Appropriated 1,115,000.00	
Probation Office	631,920.00	Other Debt Administration		TOTAL BUDGET REVENUES 24,223,542.07	
Other Judicial	138,699.00	DEFERRED CHARGES 211,302.86		CURRENT FINANCES DECEMBER 31, 1968	
PUBLIC SAFETY		RESERVE FOR UNCOLLECTED TAXES		ASSETS	
Police		TOTAL EXPENDITURES 24,118,408.00		Cash on Hand Dec. 31, 1968 2,325,509.86	
Sheriff's Office	189,100.00	CAPITAL DEBT AUTHORIZED, DECEMBER 31, 1968		Taxes Receivable	
Civil Defense & Disaster Control	45,500.00	ISSUED AND UNISSUED		Emergencies and Other Deferred Charges 150,375.00	
Environmental Inspection & Control		GROSS DEBT		State Aid Receivable	
Weights & Measures	59,125.00	NET DEBT		Other Aid Receivable 499,360.11	
Correctional & Penal	716,470.00	SCHOOL		TOTAL ASSETS 2,975,244.97	
Other Public Safety		Self-liquidating		LIABILITIES	
PUBLIC WORKS		Other		Cash Liabilities 1,655,707.39	
Roads & Bridges, Streets, Drainage		Total 20,832,789.20		Reserves for Receivables 499,360.11	
State Aid Motor Vehicle Fund	274,340.00	ISSUED AND OUTSTANDING		Surplus on Hand Dec. 31, 1968 820,177.47	
County Funds	617,100.00	SCHOOL		TOTAL LIABILITIES 2,975,244.97	
Other Roads & Bridges		Self-liquidating			
Public Bldgs. & Grounds	1,035,525.00	Other			
Other Public Works		Total 18,861,000.00			
HEALTH & WELFARE		EQUALIZED VALUATION BASIS 4,334,006,099.33			
County Health Department	71,080.00	1968 CAPITAL OUTLAY 3,753,706.75			
Mental Health Activities	2,052,038.35	Beaches and Boardwalks 233,277.47			
Tubercular Patient Care	3,241,200.00	Parks and Playgrounds 262,842.89			
County Hospitals, Homes		Public Buildings and Grounds			
County Aid to Hospitals	1,000,000.00	Vehicular Equipment			
Health Clinics		Streets, Roads, Sidewalks, Storm Sewers 943,029.07			
Mosquito Extermination	293,840.00	Sewer System			
Health Services Except Environmental	193,200.00	Water System			
County Welfare Board - Welfare	2,300,501.62	Other Utilities			
Child Welfare	497,261.38	Hospitals and Clinics			
Other Welfare Services	9,886.65	Garbage and Trash Disposal Facilities			
RECREATION AND CONSERVATION		Health Equipment 2,209,527.04			
Parks, Playgrounds, Shade Trees	1,374,300.00	Library and Education Facilities			
Land Reclamation & Conservation	250.00	Conservation and Recreation			
Other Recreational Services		Other Expenditures 105,030.28			

UNION COUNTY - SUMMARY OF MUNICIPAL DATA

1968 EXPENDITURES		1968 REVENUES		1968 PROPERTY TAX	
GENERAL GOVERNMENT					
Governing Body & Public Boards	256,066.00	1968 Property Taxes Collected	121,738,807.95	Local District School Taxes	62,355,385.43
Municipal Clerk	196,415.99	1968 Payments in Lieu of Taxes	454,006.73	Regional & Consolidated School Taxes	11,170,870.50
Financial Administration	510,528.00	Delinquent Tax & Lien Collections	2,658,818.41	School Taxes in Municipal Budget	2,233,624.19
Assessment of Taxes	567,335.50	Business Personalty Replacement Taxes	9,993,836.00	County Taxes	19,196,771.46
Collection of Taxes	600,648.11	Taxes from Public Utilities	11,069,812.64	County Library Taxes	
Planning, Housing & Development	219,679.35	Other Miscellaneous Tax Revenues	5,209.87	Local Municipal Purpose Taxes	28,737,334.70
Elections	43,725.00	State Aid Revenues	1,202,906.61	Veteran & Senior Citizen Taxes	2,745,640.00
General Administration (other)	3,899,288.67	Federal Aid Revenues		Total Taxes for Rate Computation	126,439,626.28
JUDICIARY		Sale of Acquired Property	508,934.50	Special District Taxes	1,263.27
Municipal Courts	386,391.00	Other Miscellaneous Revenues	6,325,369.10	Bank Stock Taxes	239,861.54
PUBLIC SAFETY		Total 1968 Revenues	153,957,701.81	Added and Omitted Taxes	917,728.73
Fire Protection	9,605,806.92	Prior Years Surplus Appropriated	10,005,545.59	Total Taxes Levied	124,852,839.82
Police Protection	12,544,828.00	TOTAL REVENUES	163,963,247.40	1968 TAXES COLLECTED	121,738,807.95
Civil Defense & Disaster Control	149,142.00	1968 REAL PROPERTY VALUATIONS - ASSESSED		1968 Taxes Cancelled, Abated or Adjusted	177,887.60
Environmental Inspection & Control	518,945.51	Code	Class	Transfer To Tax Title Liens	93,708.48
Other Public Safety	92,028.50	1	Vacant Land	Balance Outstanding Dec. 31, 1968	3,008,037.73
PUBLIC WORKS		2	Residential		
Streets and Drainage	6,308,166.01	3	Farm	PRIOR YEARS TAXES OUTSTANDING	
Sewers and Sewage Processing	1,952,261.27	4a	Commercial	Balance January 1, 1968	4,610,737.26
Garbage and Trash Disposal	2,143,930.70	4b	Industrial	Collected in 1968	2,591,397.17
Public Buildings and Grounds	1,467,596.73	4c	Apartments	Cancelled, Abated or Adjusted (1968)	128,157.92
Other Public Works	203,679.00	Total Valuation		Transfers to Tax Title Liens	81,011.86
HEALTH and WELFARE				Balance December 31, 1968	1,810,170.31
Health Services Except Environmental	1,236,018.55	CAPITAL DEBT AUTHORIZED, DECEMBER 31, 1968		TAX TITLE LIENS OUTSTANDING	
Welfare-Public Assistance	720,981.67	ISSUED AND UNISSUED	GROSS DEBT	Balance January 1, 1968	266,705.40
Hospitals, Clinics, First Aid	339,600.00	School	13,590,750.00	Transfers From Taxes	182,501.24
Animal, Insect, & Rodent Control	48,946.00	Self-liquidating	2,454,000.00	Redeemed in 1968	67,421.24
Other Welfare Services	40,085.00	Other	47,905,291.63	Cancelled, Abated or Adjusted (1968)	1,216.51
RECREATION and CONSERVATION		Total	63,950,041.63	Balance December 31, 1968	380,568.89
Beaches and Boardwalks		ISSUED AND OUTSTANDING		PROPERTY ACQUIRED BY DEED OR FORECLOSURE	
Parks, Playgrounds, Shade Trees	1,302,043.00	School	92,444,614.53	Balance January 1, 1968	3,658,216.40
Land Reclamation & Conservation		Self-liquidating	1,464,000.00	Transfers From Liens	
Other Recreational Services	906,519.50	Other	37,641,908.88	Sale for Cash (1968)	689,734.50
EDUCATION (excluding schools)		Total	131,550,523.41	Cancelled, Abated or Adjusted (1968)	705.00
Libraries	2,458,726.44	EQUALIZED VALUATION BASIS	4,334,006,098.99	Balance December 31, 1968	2,967,776.90
Other Educational Services	1,445.00	1968 CAPITAL OUTLAY	12,678,529.38	CURRENT FINANCES DECEMBER 31, 1968	
STATUTORY EXPENDITURES		Beaches and Boardwalks	556,115.74	ASSETS	
Pensions & F. I. C. A.	4,703,660.99	Parks and Playgrounds	5,771,986.85	Cash on Hand Dec. 31, 1968	27,313,505.38
Employee Fringe Benefits	966,775.00	Public Buildings and Grounds	142,734.02	Taxes Receivable	4,818,208.04
Other Statutory Expenditures		Vehicular Equipment	2,930,214.98	Tax Title Liens	380,568.89
TOTAL MUNICIPAL FUNCTIONS	54,391,263.41	Streets, Roads, Sidewalks, Storm Sewers	1,367,518.64	Foreclosed Property	2,967,776.90
CAPITAL IMPROVEMENTS	1,272,575.00	Sewer System		Emergencies & Other Deferred Charges	495,092.36
DEBT SERVICE		Water System		State Aid Receivable	847,924.91
Principal Payments	4,138,957.27	Other Utilities		Other Receivables	641,894.29
Interest Payments	2,257,194.90	Hospitals and Clinics		Total	37,464,970.77
Other Debt Administration		Garbage and Trash Disposal Facilities	4,147.38	LIABILITIES	
DEFERRED CHARGES	542,880.49	Health Equipment		Cash Liabilities	14,484,060.95
SCHOOL, COUNTY, SPECIAL DISTRICT TAXES	94,957,914.85	Library and Education Facilities	814,083.97	Reserves For Receivables	8,808,448.12
RESERVE FOR UNCOLLECTED TAXES	7,631,645.14	Conservation and Recreation	153.00	Surplus on Hand Dec. 31, 1968	14,172,461.70
TOTAL EXPENDITURES	165,192,431.06	Other Expenditures	1,091,574.80	Total	37,464,970.77

2100
 Population 1960 **63,220**
 Population 1968 **74,290**

Net Valuation Taxable **331,065,831**

Net Valuation on Which County Taxes
 are apportioned: **432,351,951**

Moody Rating **AA**
 Land Area **362.00** Sq. Miles

WARREN COUNTY

PER CAPITA:

Gross Debt **52.44**
 Net Debt **45.71**
 Debt Service **4.06**
 Total Tax Levy **42.73**
 County Functions **57.24**

PER CENT:

Gross Debt **1.00**
 Net Debt **.87**

1968 EXPENDITURES		1968 EXPENDITURES (cont'd.)		1968 REVENUES REALIZED	
GENERAL GOVERNMENT		EDUCATION (excluding schools)		1968 Property Taxes	3,174,856.05
Governing Body and Public Boards	58,000.00	County Superintendent of Schools	9,950.00	Collateral Inheritance Tax	
Clerk (County and Register)	70,400.00	Vocational Schools	129,125.00	Financial Business Tax	
Financial Administration	7,043.00	County College		Franchise Tax	
Board of Taxation: Tax Assessment	13,700.00	County Extension Services	42,800.00	BANK STOCK TAX	32,984.28
Planning, Housing, Development	37,000.00	Libraries		Other Miscellaneous Tax	
Elections	62,630.00	Other Educational Services	3,500.00	State Aid Revenues	300,122.72
Other General Administration	48,781.00	STATUTORY EXPENDITURES		Federal Aid Revenues	
JUDICIARY		Pensions & F.I.C.A.	186,500.00	Institutional Revenues	376,717.85
County Courts	86,650.00	Employee Fringe Benefits	55,500.00	Courts	70,763.96
District Courts	26,210.00	Other Statutory Expenditures		County Clerk & Register	17,478.47
Juvenile Courts				Surrogate	9,058.37
Superior Court				Sheriff	1,683.00
Jury Commission	24,400.00			Other Miscellaneous Revenues	479,752.28
Law Library	4,578.00	TOTAL ----- COUNTY FUNCTIONS	3,895,092.00	TOTAL 1968 REVENUES	3,503,912.42
Prosecutor's Office	42,000.00	CAPITAL IMPROVEMENTS	10,000.00	Prior Years Surplus Appropriated	325,000.00
Surrogate's Office	28,550.00	DEBT SERVICE		TOTAL BUDGET REVENUES	3,828,912.42
Probation Office	76,000.00	Principal Payments	205,000.00		
Other Judicial	4,000.00	Interest Payments	97,082.50		
PUBLIC SAFETY		Other Debt Administration		CURRENT FINANCES DECEMBER 31, 1968	
Police		DEFERRED CHARGES	45,288.00	ASSETS	
Sheriff's Office	28,250.00	RESERVE FOR UNCOLLECTED TAXES		Cash on Hand Dec. 31, 1968	1,635,252.33
Civil Defense & Disaster Control	6,500.00			Taxes Receivable	
Environmental Inspection & Control				Emergencies and Other Deferred Charges	4,000.00
Weights & Measures	18,075.00			State Aid Receivable	
Correctional & Penal	67,500.00	TOTAL EXPENDITURES	4,252,462.50	Other Aid Receivable	20,624.37
Other Public Safety				TOTAL ASSETS	1,659,876.70
PUBLIC WORKS		CAPITAL DEBT AUTHORIZED, DECEMBER 31, 1968		LIABILITIES	
Roads & Bridges, Streets, Drainage		ISSUED AND UNISSUED		Cash Liabilities	629,366.24
State Aid Motor Vehicle Fund		School		Reserves for Receivables	20,624.37
County Funds		Self-liquidating	3,896,000.00	Surplus on Hand Dec. 31, 1968	1,009,886.09
Other Roads & Bridges		Other	3,896,000.00	TOTAL LIABILITIES	1,659,876.70
Public Bldgs. & Grounds	76,000.00	Total	3,396,000.00		
Other Public Works	33,400.00				
HEALTH & WELFARE		ISSUED AND OUTSTANDING			
County Health Department	10,000.00	School			
Mental Health Activities	456,200.00	Self-liquidating			
Tubercular Patient Care	2,000.00	Other	3,884,000.00		
County Hospitals, Homes	381,000.00	Total	3,884,000.00		
County Aid to Hospitals	70,300.00				
Health Clinics	14,050.00	EQUALIZED VALUATION BASIS	389,292,839.00		
Mosquito Extermination	10,000.00	1968 CAPITAL OUTLAY	1,498,395.09		
Health Services Except Environmental	72,700.00	Beaches and Boardwalks			
County Welfare Board - Welfare	280,300.00	Parks and Playgrounds			
Child Welfare	151,500.00	Public Buildings and Grounds	137,055.10		
Other Welfare Services		Vehicular Equipment			
RECREATION AND CONSERVATION		Streets, Roads, Sidewalks, Storm Sewers	60,000.00		
Parks, Playgrounds, Shade Trees		Sewer System			
Land Reclamation & Conservation	1,000.00	Water System			
Other Recreational Services		Other Utilities			
		Hospitals and Clinics			
		Garbage and Trash Disposal Facilities			
		Health Equipment			
		Library and Education Facilities	1,301,339.99		
		Conservation and Recreation			
		Other Expenditures			

WARREN COUNTY - SUMMARY OF MUNICIPAL DATA

1968 EXPENDITURES		1968 REVENUES		1968 PROPERTY TAX	
GENERAL GOVERNMENT		1968 Property Taxes Collected		Local District School Taxes	6,600,454.25
Governing Body & Public Boards		1968 Payments in Lieu of Taxes	23,453.90	Regional & Consolidated School Taxes	972,115.26
Municipal Clerk		Delinquent Tax & Lien Collections	944,201.37	School Taxes in Municipal Budget	54,827.00
Financial Administration	47,283.67	Business Personalty Replacement Taxes	1,108,116.00	County Taxes	3,174,856.05
Assessment of Taxes	104,860.30	Taxes from Public Utilities	2,113,792.79	County Library Taxes	50,845.00
Collection of Taxes	76,028.51	Other Miscellaneous Tax Revenues		Local Municipal Purpose Taxes	1,122,753.37
Planning, Housing & Development	28,784.45	State Aid Revenues	434,783.87	Veteran & Senior Citizen Taxes	427,409.30
Elections	6,625.00	Federal Aid Revenues		Total Taxes for Rate Computation	12,403,260.23
General Administration (other)	376,602.54	Sale of Acquired Property	17,024.24	Special District Taxes	
JUDICIARY		Other Miscellaneous Revenues	462,918.25	Bank Stock Taxes	32,984.28
Municipal Courts	45,440.74	Total 1968 Revenues	15,758,402.48	Added and Omitted Taxes	130,924.36
PUBLIC SAFETY		Prior Years Surplus Appropriated	898,587.74	Total Taxes Levied	12,139,759.57
Fire Protection	153,865.00	TOTAL REVENUES	16,656,990.22	1968 TAXES COLLECTED	11,196,371.75
Police Protection	523,344.61			1968 Taxes Cancelled, Abated or Adjusted	38,213.49
Civil Defense & Disaster Control	9,584.60			Transfer To Tax Title Liens	29,672.70
Environmental Inspection & Control	25,772.56			Balance Outstanding Dec. 31, 1968	875,195.88
Other Public Safety	12,900.00				
PUBLIC WORKS		1968 REAL PROPERTY VALUATIONS - ASSESSED			
Streets and Drainage	1,705,082.57	Code Class %		PRIOR YEARS TAXES OUTSTANDING	
Sewers and Sewage Processing	150,928.72	1 Vacant Land		Balance January 1, 1968	1,069,061.36
Garbage and Trash Disposal	119,339.00	2 Residential		Collected in 1968	860,267.52
Public Buildings and Grounds	168,087.17	3 Farm		Cancelled, Abated or Adjusted (1968)	14,001.65
Other Public Works		4a Commercial		Transfers to Tax Title Liens	8,805.89
HEALTH and WELFARE		4b Industrial		Balance December 31, 1968	185,986.30
Health Services Except Environmental	77,618.38	4c Apartments			
Welfare-Public Assistance	43,695.05	Total Valuation		TAX TITLE LIENS OUTSTANDING	
Hospitals, Clinics, First Aid	11,150.00			Balance January 1, 1968	110,884.68
Animal, Insect, & Rodent Control	5,217.25			Transfers From Taxes	50,344.61
Other Welfare Services				Redeemed in 1968	25,229.88
RECREATION and CONSERVATION				Cancelled, Abated or Adjusted (1968)	3,877.42
Beaches and Boardwalks				Balance December 31, 1968	132,121.99
Parks, Playgrounds, Shade Trees	71,796.90			PROPERTY ACQUIRED BY DEED OR FORECLOSURE	
Land Reclamation & Conservation				Balance January 1, 1968	369,487.50
Other Recreational Services	34,315.05			Transfers From Liens	2,256.90
EDUCATION (excluding schools)				Sale for Cash (1968)	17,024.24
Libraries	69,070.00			Cancelled, Abated or Adjusted (1968)	2,082.66
Other Educational Services	319,532.25			Balance December 31, 1968	352,637.50
STATUTORY EXPENDITURES					
Pensions & F. I. C. A.	170,964.38	EQUALIZED VALUATION BASIS	389,282,838.99	CURRENT FINANCES DECEMBER 31, 1968	
Employee Fringe Benefits	91,239.85	1968 CAPITAL OUTLAY	1,514,193.19	ASSETS	
Other Statutory Expenditures		Beaches and Boardwalks		Cash on Hand Dec. 31, 1968	7,292,406.51
TOTAL MUNICIPAL FUNCTIONS	4,449,128.55	Parks and Playgrounds		Taxes Receivable	1,001,736.34
CAPITAL IMPROVEMENTS	207,500.00	Public Buildings and Grounds	513,560.30	Tax Title Liens	132,121.99
DEBT SERVICE		Vehicular Equipment	44,772.40	Foreclosed Property	352,637.50
Principal Payments	220,691.31	Streets, Roads, Sidewalks, Storm Sewers	122,037.61	Emergencies & Other Deferred Charges	96,547.87
Interest Payments	67,241.61	Sewer System	667,609.83	State Aid Receivable	670,656.14
Other Debt Administration		Water System		Other Receivables	520,457.75
DEFERRED CHARGES	164,055.77	Other Utilities		Total	10,066,564.10
SCHOOL, COUNTY, SPECIAL DISTRICT TAXES	10,853,097.56	Hospitals and Clinics		LIABILITIES	
RESERVE FOR UNCOLLECTED TAXES	1,270,366.26	Garbage and Trash Disposal Facilities		Cash Liabilities	4,325,494.00
TOTAL EXPENDITURES	17,232,081.06	Health Equipment		Reserves For Receivables	2,006,953.58
		Library and Education Facilities	158,413.05	Surplus on Hand Dec. 31, 1968	3,734,116.52
		Conservation and Recreation		Total	10,066,564.10
		Other Expenditures	7,800.00		

MUNICIPALITIES

TABLE 12
MUNICIPALITIES OPERATING UNDER SPECIAL FORMS OF GOVERNMENT
Commission Form of Government (Walsh Act) and Date of Election

Allenhurst Boro	1972	Cape May Point Boro	1972	Margate City	1971	Ridgefield Park Twp.	1972
Atlantic City	1972	Collingswood Boro	1969	Millville City	1972	Ridgewood Twp.	1971
Audubon Boro	1969	Deal Boro	1972	Monmouth Beach Boro	1969	Sea Isle City	1969
Avalon Boro	1971	Haddon Twp.	1971	Montclair Town	1972	Spotswood Boro	1971
Avon-by-the-Sea Boro	1971	Haddonfield Boro	1969	Mount Ephraim Boro	1971	Tavistock Boro	1969
Beach Haven Boro	1970	Harvey Cedars Boro	1971	New Brunswick City	1971	Union City	1970
Belleville Town	1970	Hawthorne Boro	1971	North Bergen Twp.	1971	Ventnor City	1973
Belmar Boro	1971	Lambertville City	1969	Nutley Town	1972	West Cape May Boro	1969
Bordentown City	1969	Long Beach Twp.	1972	Ocean City	1971	West New York Town	1971
Bradley Beach Boro	1971	Longport Boro	1972	Perth Amboy City	1970	West Wildwood Boro	1969
Brigantine City	1971	Lyndhurst Twp.	1969	Pine Valley Boro	1970	Wildwood City	1972
						Wildwood Crest Boro	1969

OPTIONAL MUNICIPAL CHARTER LAW OF 1950 - (FAULKNER ACT)

Municipality	Effective Date	Government Form	Municipality	Effective Date	Government Form
Bayonne City	July 1, 1962	MC Plan C	Mount Holly Twp.	July 1, 1954	CM Plan A
Brick Twp.	July 1, 1967	MC Plan B	Newark City	July 1, 1954	MC Plan C
Burlington Twp.	January 1, 1956	Small Muni. Plan C	Newton Town	July 1, 1956	CM Plan B
Camden City	July 1, 1961	MC Plan B	Ocean Twp. (Mon.)	July 1, 1963	CM Plan A
Cedar Grove Twp.	July 1, 1955	CM Plan B	Orange City	July 1, 1963	MC Plan C
Cherry Hill Twp.	July 1, 1963	CM Plan A	Parsippany-Troy Hills	January 1, 1966	MC Plan E
Chester Twp.	January 1, 1960	Small Muni. Plan C	Passaic City	July 1, 1967	CM Plan C
Clark Twp.	January 1, 1961	MC Plan F	Pequannock Twp.	January 1, 1957	CM Plan E
East Brunswick Twp.	January 1, 1965	MC Plan E	Phillipsburg Town	July 1, 1969	CM Plan B
East Windsor Twp.	July 1, 1970	CM Plan E	Piscataway Twp.	January 1, 1969	MC Plan F
Edison Twp.	January 1, 1958	MC Plan E	Rahway City	January 1, 1955	MC Plan F
Elizabeth City	January 1, 1961	MC Plan F	Randolph Town	January 1, 1969	CM Plan E
Evesham Twp.	July 1, 1969	CM Plan B	Ridgewood Twp.	July 1, 1970	CM Plan B
Fairfield Boro	January 1, 1962	Small Muni. Plan C	Rockaway Twp.	January 1, 1968	MC Plan F
Franklin Twp. (Som.)	July 1, 1959	CM Plan D	Saddle Brook Twp.	July 1, 1969	MC Plan B
Highlands Boro	July 1, 1956	Small Muni. Plan B	Sparta Twp.	July 1, 1960	CM Plan B
Hoboken City	July 1, 1953	MC Plan D	Trenton City	July 1, 1962	MC Plan C
Irvington Town	July 1, 1962	MC Plan D	Vineland City	July 1, 1952	MC Plan A
Jersey City	July 1, 1961	MC Plan C	Washington Boro	January 1, 1969	CM Plan E
Lawrence Twp. (Mercer)	July 1, 1970	CM Plan E	Washington Twp.	January 1, 1970	MC Plan E
Livingston Twp.	January 1, 1957	CM Plan E	Wayne Twp.	January 1, 1962	MC Plan F
Long Branch City	July 1, 1966	MC Plan A	West Orange Town	July 1, 1962	MC Plan B
Madison Twp.	January 1, 1964	CM Plan E	West Milford Twp.	July 1, 1969	CM Plan D
Marlboro Twp.	January 1, 1964	MC Plan E	West Paterson Boro	January 1, 1967	Small Muni. Plan C
Matawan Twp.	January 1, 1966	CM Plan E	Willingboro Twp.	January 1, 1962	CM Plan E
Moorestown Twp.	January 1, 1967	CM Plan E	Woodbridge Twp.	January 1, 1964	MC Plan F

SPECIAL CHARTERS

Bloomfield Town	January 1, 1956	Chap. 201, PL 1955	Westfield Town	November 8, 1967	Chap. 195, PL 1967
Plainfield City	January 1, 1969	Chap. 199, PL 1947			

COUNCIL-MANAGER GOVERNMENT-LAW OF 1923

Municipality	Election Council	Municipality	Election Council
Asbury Park City	1969	Keansburg Boro	1969
Cape May City	1972	Lodi Boro	1971
Clifton City	1970	Medford Lakes Boro	1970
Fair Lawn Boro	1969	Teaneck Twp.	1970
Hackensack City	1969	Teterboro Boro	1970

CM - Council-Manager
MC - Mayor-Council

TABLE 13

MUNICIPAL POPULATION RANKED BY POPULATION

1968

MUNICIPALITY	POPULATION	MUNICIPALITY	POPULATION	MUNICIPALITY	POPULATION
Newark City	399,500	Sayreville Boro	31,250	Madison Boro	17,260
Jersey City	269,900	Garfield City	31,040	Ocean Twp (Monmouth)	17,190
Paterson City	149,570	Franklin Twp	30,550	Metuchen Boro	17,130
Elizabeth City	118,670	Dover Twp	30,340	North Brunswick Twp	16,690
Camden City	117,230	Bergenfield Boro	30,080	Saddle River Boro	16,640
Trenton City	109,600	Livingston Twp	29,000	Gloucester City	16,640
Woodbridge Twp	97,740	Cranford Twp	28,930	South River Boro	16,630
Clifton City	86,210	Lodi Boro	27,790	Wall Twp	16,450
Hamilton Twp (Mercer)	82,520	Paramus Boro	27,440	Springfield Twp (Union)	16,430
East Orange City	78,290	Neptune Twp	27,290	Pleasantville City	15,970
Bayonne City	74,000	Englewood City	27,190	Dover Town	15,940
Edison Twp	67,990	Ridgewood Twp	26,880	Maple Shade Twp	15,760
Irvington Town	64,100	Bridgewater Twp	26,740	Verona Boro	15,640
Atlantic City	62,960	Brick Twp	25,430	Roselle Park Boro	15,480
Cherry Hill Twp	59,180	Maplewood Twp	25,110	Cinnaminson Twp	15,450
Passaic City	57,800	Summit City	25,100	Bellmawr Boro	15,430
Union Twp	57,180	Gloucester Twp	24,670	Tenafly Boro	15,250
Bloomfield Town	54,780	Carteret Boro	24,650	Somerville Boro	15,180
Union City	52,570	Lakewood Twp	24,470	Ridgefield Park Twp	15,120
Parsippany-Troy Hills	51,650	Lyndhurst Twp	24,180	Mount Holly Twp	14,990
New Hanover Twp	51,400	Roselle Boro	24,110	Wyckoff Twp	14,940
Middletown Twp	50,650	Scotch Plains Twp	24,050	Highland Park Boro	14,940
Plainfield City	50,130	Bridgeton City	23,580	Rockaway Twp	14,830
Vineland City	47,260	Hillside Twp	23,550	Moorestown Twp	14,680
Wayne Twp	47,030	North Plainfield Boro	23,430	Matawan Twp	14,590
Hoboken City	45,820	Deptford Twp	23,330	Haddonfield Boro	14,400
New Brunswick City	45,520	Millville City	22,890	Hasbrouck Heights Boro	14,220
Linden City	45,030	Eatontown Boro	22,300	Middlesex Boro	14,190
Montclair Town	44,540	South Plainfield Boro	21,720	Red Bank Boro	14,150
West Orange Town	44,090	Millburn Twp	21,580	Jackson Twp	14,140
Teaneck Twp	44,010	Rutherford Boro	21,500	River Edge Boro	14,070
North Bergen Twp	43,840	New Milford Boro	21,390	Pequannock Twp	14,040
Madison Twp (Middlesex)	41,160	Morristown Town	21,190	Roxbury Twp	13,980
Perth Amboy City	40,610	East Paterson Boro	20,840	Manville Boro	13,870
Fair Lawn Boro	39,150	Dumont Boro	20,630	Palisades Park Boro	13,830
Pennsauken Twp	38,720	Asbury Park City	20,090	Pennsville Twp	13,830
Belleville Town	38,620	Hazlet Twp	20,090	Providence Boro	13,800
West New York Town	38,270	Hawthorne Boro	19,640	Burlington City	13,690
Kearny Town	37,230	North Arlington Boro	19,310	Secaucus Town	13,680
Willingboro Twp	36,410	Clark Twp	19,180	Woodbury City	13,650
Hackensack City	36,050	Lawrence Twp (Mercer)	18,780	West Deptford Twp	13,620
Orange City	35,030	Cliffside Park Boro	18,740	Point Pleasant Boro	13,540
Westfield Town	34,520	Haddon Twp	18,640	Oakland Boro	13,510
Long Branch City	34,470	Collingswood Boro	18,540	Princeton Twp	13,510
Ewing Twp	34,240	Phillipsburg Town	18,510	Glen Rock Boro	13,490
Piscataway Twp	34,030	Pemberton Twp	17,880	Denville Twp	13,470
Fort Lee Boro	32,730	Cedar Grove Twp	17,870	Bernards Twp	13,200
Nutley Town	32,480	South Orange Village	17,590	Weehawken Twp	13,120
East Brunswick Twp	31,410	Morris Twp	17,580	South Brunswick Twp	13,040
Rahway City	31,370	Howell Twp	17,400	Princeton Boro	12,990

MUNICIPALITY	POPULATION	MUNICIPALITY	POPULATION	MUNICIPALITY	POPULATION
West Milford Twp	12,980	Boonton Town	9,660	Somers Point City	7,270
Glassboro Boro	12,750	Ventnor City	9,650	Galloway Twp	7,230
Waldwick Boro	12,640	Riverside Twp	9,620	Passaic Twp	7,190
Little Falls Twp	12,590	Matawan Boro	9,480	Raritan Boro	7,170
Berkeley Heights Twp	12,490	Lindenwold Boro	9,380	Bordentown Twp	7,160
Ramsey Boro	12,380	Kenilworth Boro	9,340	Haledon Boro	7,160
Ridgefield Boro	12,250	Mantua Twp	9,290	Monroe Twp (Middlesex)	7,150
Hammonton Town	12,220	Fanwood Boro	9,290	Egg Harbor Twp	7,120
Totowa Boro	12,050	Bogota Boro	9,270	Carlstadt Boro	7,090
Maywood Boro	12,030	Leonida Boro	9,250	Somerdale Boro	7,080
Washington Twp (Gloucester)	11,970	Little Ferry Boro	9,200	Bloomington Boro	7,070
Bound Brook Boro	11,680	Closter Boro	9,000	Medford Twp	7,020
West Paterson Boro	11,660	Florence Twp	8,990	Union Beach Boro	6,910
West Caldwell Boro	11,650	Delran Twp	8,980	Rochelle Park Twp	6,810
Harrison Town (Hudson)	11,650	Mount Laurel Twp	8,940	Hamilton Twp (Atlantic)	6,800
Runnemede Boro	11,630	Franklin Twp (Gloucester)	8,920	Montvale Boro	6,790
Pompton Lakes Boro	11,590	Paulsboro Boro	8,900	Edgewater Park Twp	6,790
Audubon Boro	11,430	Glen Ridge Boro	8,810	Bernardsville Boro	6,760
Randolph Twp	11,390	Oradell Boro	8,620	Butler Boro	6,750
Manalapan Twp	11,350	Wanaque Boro	8,610	Raritan Twp	6,710
Freehold Boro	11,190	Wood-Ridge Boro	8,560	Rockaway Boro	6,700
Westwood Boro	11,180	Park Ridge Boro	8,500	Ringwood Boro	6,700
Hanover Twp	11,160	Florham Park Boro	8,450	Milltown Boro	6,690
Monroe Twp (Gloucester)	11,150	Midland Park Boro	8,440	West Windsor Twp	6,570
Jefferson Twp	10,990	Northfield City	8,410	Mount Olive Twp	6,550
Fairview Boro	10,930	New Shrewsbury Boro	8,410	Washington Boro (Warren)	6,460
Wallington Boro	10,910	Upper Penns Neck Twp	8,380	Kinnelon Boro	6,430
Hillsborough Twp	10,840	Cresskill Boro	8,360	Fairfield Boro	6,420
Winslow Twp	10,740	Lincoln Park Boro	8,360	Penns Grove Boro	6,390
Hillsdale Boro	10,700	Lower Twp	8,290	Upper Saddle River Boro	6,360
Mahwah Twp	10,640	Keyport Boro	8,290	East Hanover Twp	6,310
Margate City	10,620	River Vale Twp	8,220	Franklin Lakes Boro	6,260
Burlington Twp	10,520	Emerson Boro	8,210	Westville Boro	6,230
Chatham Boro	10,430	Newton Town	8,190	Fair Haven Boro	6,210
Hopewell Twp (Mercer)	10,290	Mountainside Boro	8,020	Wharton Boro	6,180
Montville Twp	10,280	Ocean City	7,930	Mount Ephraim Boro	6,150
South Amboy City	10,170	Warren Twp	7,920	Morris Plains Boro	6,120
Sparta Twp	10,120	Keansburg Boro	7,900	West Long Branch Boro	6,010
East Rutherford Boro	9,980	Dunellen Boro	7,830	Garwood Boro	6,010
Marlboro Twp	9,980	Oceanport Boro	7,770	Hightstown Boro	6,000
Washington Twp (Bergen)	9,970	Chatham Twp	7,750	Little Silver Boro	5,980
Haddon Heights Boro	9,930	Palmyra Boro	7,730	Allendale Boro	5,850
Freehold Twp	9,880	North Haledon Boro	7,700	Magnolia Boro	5,820
Caldwell Boro	9,840	Middle Twp	7,650	Belmar Boro	5,720
Hackettstown Town	9,760	Manchester Twp	7,580	Berkeley Twp	5,720
Evesham Twp	9,750	Spotswood Boro	7,510	Montgomery Twp	5,690
Salem City	9,750	East Windsor Twp	7,410	Greenwich Twp	5,660
Barrington Boro	9,710	Readington Twp	7,340	Voorhees Twp	5,650
Pitman Boro	9,710	Rumson Boro	7,310	Absecon City	5,640
Stratford Boro	9,690	Upper Deerfield Twp	7,300	Washington Twp (Morris)	5,620

MUNICIPALITY	POPULATION	MUNICIPALITY	POPULATION	MUNICIPALITY	POPULATION
Wrightstown Boro	5,530	Plumsted Twp	4,140	Upper Twp	3,030
Linwood City	5,450	Southampton Twp	4,120	Woodbury Heights Boro	3,010
Prospect Park Boro	5,450	Norwood Boro	4,090	Riverdale Boro	3,010
Bordentown City	5,420	Flemington Boro	4,060	Byram Twp	3,010
Guttenberg Town	5,420	Merchantville Boro	4,000	Hardyston Twp	2,990
Branchburg Twp	5,400	Pohatcong Twp	3,960	Lacey Twp	2,970
Edgewater Boro	5,340	Commercial Twp	3,930	Millstone Twp (Monmouth)	2,960
North Caldwell Boro	5,310	Riverton Boro	3,900	Stanhope Boro	2,940
Oaklyn Boro	5,290	Highlands Boro	3,890	Belvidere Town	2,940
Atlantic Highlands	5,270	Mine Hill Twp	3,850	Lawrence Twp (Cumberland)	2,920
Demarest Boro	5,240	Roseland Boro	3,840	Upper Freehold Twp	2,860
Brigantine City	5,230	Lumberton Twp	3,820	Quinton Twp	2,860
Clayton Boro	5,160	North Wildwood City	3,820	Alpha Boro	2,850
Englewood Cliffs Boro	5,120	National Park Boro	3,820	Elk Twp	2,810
Buena Vista Twp	5,110	Vernon Twp	3,750	Andover Twp	2,810
Northvale Boro	4,990	Haworth Boro	3,730	Brooklawn Boro	2,760
Clementon Boro	4,990	Beverly City	3,720	Gibbsboro Boro	2,720
Neptune City Boro	4,990	Mullica Twp	3,670	Harrison Twp	2,720
Egg Harbor City	4,970	Shrewsbury Boro	3,670	Lawnside Boro	2,710
Watchung Boro	4,930	Washington Twp (Warren)	3,620	Swedesboro Boro	2,670
Clinton Twp	4,860	Beachwood Boro	3,610	Laurel Springs Boro	2,620
Bradley Beach Boro	4,860	Buena Boro	3,580	Boonton Twp	2,620
Pine Hill Boro	4,840	Hainesport Twp	3,580	Eastampton Twp	2,610
Holmdel Twp	4,830	Wildwood Crest Boro	3,560	Dennis Twp	2,610
Cape May City	4,780	Chester Twp	3,520	Wenonah Boro	2,580
Hopatcong Boro	4,770	Holland Twp	3,490	Bedminster Twp	2,570
Wildwood City	4,750	Harding Twp	3,470	Mansfield Twp (Burlington)	2,560
Berlin Boro	4,730	Maurice River Twp	3,460	Frankford Twp	2,560
Berlin Twp	4,700	Woodstown Boro	3,450	Alloway Twp	2,540
Woodcliff Lake Boro	4,690	Lebanon Twp	3,420	Springfield Twp (Burlington)	2,530
Jamesburg Boro	4,670	Colts Neck Twp	3,400	Tewksbury Twp	2,530
South Bound Brook Boro	4,660	Lakehurst Boro	3,400	Cranbury Twp	2,530
Waterford Twp	4,640	South Toms River Boro	3,400	Winfield Twp	2,510
Fairfield Twp	4,600	North Hanover Twp	3,390	High Bridge Boro	2,480
Lambertville City	4,590	Moonachie Boro	3,360	Deerfield Twp	2,470
Hohokus Boro	4,510	Woodlynne Boro	3,350	Essex Fells Boro	2,470
Mountain Lakes Boro	4,510	East Greenwich Twp	3,340	East Amwell Twp	2,440
Brielle Boro	4,490	Old Tappan Boro	3,310	South Hackensack Twp	2,370
Pittsgrove Twp	4,480	Chesterfield Twp	3,260	Harmony Twp	2,340
Spring Lake Heights	4,470	Mendham Boro	3,240	Mannington Twp	2,290
Green Brook Twp	4,460	Lopatcong Twp	3,220	Oldmans Twp	2,270
Manasquan Boro	4,440	Woodbine Boro	3,210	Saddle Brook Twp	2,260
Harrington Park Boro	4,420	Mansfield Twp (Warren)	3,210	Pennington Boro	2,230
Delanco Twp	4,390	Washington Twp (Mercer)	3,170	Hopewell Boro	2,220
Hopewell Twp (Cumberland)	4,370	Spring Lake Boro	3,160	Ogdensburg Boro	2,210
Point Pleasant Beach	4,260	Delaware Twp	3,140	West Amwell Twp	2,180
Franklin Boro (Sussex)	4,240	Upper Pittsgrove Twp	3,120	Long Beach Twp	2,180
Medford Lakes Boro	4,190	Mendham Twp	3,090	Woodland Twp	2,170
Wantage Twp	4,190	Netcong Boro	3,090	Deal Boro	2,170
Stafford Twp	4,160	Pilesgrove Twp	3,090	Westampton Twp	2,160

MUNICIPALITY	POPULATION	MUNICIPALITY	POPULATION	MUNICIPALITY	POPULATION
Kingwood Twp	2,160	Bethlehem Twp	1,250	Stockton Boro	580
Franklin Twp (Hunterdon)	2,120	Farmingdale Boro	1,250	Millstone Boro	550
Tabernacle Twp	2,090	Interlaken Boro	1,250	Surf City Boro	530
Logan Twp	2,040	Victory Gardens Boro	1,240	Rockleigh Boro	460
White Twp	2,040	Montague Twp	1,240	Hardwick Twp	420
Peapack Gladstone Boro	2,000	Greenwich Twp (Cumberland)	1,230	Barnegat Light Boro	370
Hamburg Boro	2,000	Pine Beach Boro	1,210	Walpack Twp	360
Blairstown Twp	2,000	Beach Haven Boro	1,200	Cape May Point Boro	290
Downe Twp	1,990	Island Heights Boro	1,200	Loch Arbour Village	290
Sea Girt Boro	1,970	Alpine Boro	1,190	Corbin City	280
Independence Twp	1,970	South Harrison Twp	1,170	West Wildwood Boro	230
Mount Arlington Boro	1,950	Allamuchy Twp	1,170	Mantoloking Boro	190
Franklin Twp (Warren)	1,950	West Cape May Boro	1,160	Harvey Cedars Boro	170
Alexandria Twp	1,920	Stow Creek Twp	1,160	Pahaquarry Twp	70
Sussex Boro	1,920	Sandyston Twp	1,140	Teterboro Boro	20
Union Twp (Hunterdon)	1,880	Seaside Park Boro	1,130	Pine Valley Boro	20
Hampton Twp (Sussex)	1,880	Longport Boro	1,090	Tavistock Boro	10
Avon-By-The-Sea Boro	1,860	Branchville Boro	1,040		
Plainsboro Twp	1,840	Avalon Boro	1,030		
Little Egg Harbor Twp	1,840	Hope Twp	1,010		
Stillwater Twp	1,830	Helmetta Boro	1,000		
Audubon Park Boro	1,780	Seaside Heights Boro	1,000		
Monmouth Beach Boro	1,780	Califon Boro	990		
Pemberton Boro	1,750	Shamong Twp	970		
Tuckerton Boro	1,740	Lebanon Boro	960		
Oxford Twp	1,740	Frelinghuysen Twp	950		
East Newark Boro	1,730	Bloomsbury Boro	920		
Allentown Boro	1,720	Stone Harbor Boro	890		
Knowlton Twp	1,670	Andover Boro	860		
Elmer Boro	1,640	Glen Gardner Boro	850		
Sea Isle City	1,610	Bay Head Boro	850		
South Belmar Boro	1,600	Liberty Twp	850		
Greenwich Twp (Warren)	1,580	Rocky Hill Boro	840		
Clinton Town	1,490	Allenhurst Boro	830		
Frenchtown Boro	1,470	Lavallette Boro	830		
Union Twp (Ocean)	1,470	Weymouth Twp	820		
Lower Alloways Creek Twp	1,460	Ship Bottom Boro	820		
Newfield Boro	1,410	Roosevelt Boro	810		
Lafayette Twp	1,410	Eagleswood Twp	800		
Chester Boro	1,400	Ocean Gate Boro	800		
Elsinboro Twp	1,400	Far Hills Boro	780		
Englishtown Boro	1,390	Chesilhurst Boro	770		
Milford Boro	1,370	Bass River Twp	740		
Green Twp	1,340	Hi-Nella Boro	720		
Hampton Boro (Hunterdon)	1,330	Folsom Boro	710		
Fredon Twp	1,320	Port Republic City	650		
Shrewsbury Twp	1,310	Washington Twp (Burlington)	640		
Woolwich Twp	1,290	Fieldsboro Boro	630		
Ocean Twp	1,290	Shiloh Boro	610		
Sea Bright Boro	1,280	Estell Manor City	580		

0101
Population 1960 4,320
Population 1968 5,640
Moody Rating
Land Area 5.87 Sq. Miles

Net Valuation Taxable 14,051,262
State Equalized Value 29,488,482
Net Valuation on Which County Taxes
are apportioned: 29,751,371
State Equalization Ratio 4765

ABSECON CITY
TAX RATE:
General Rate Per \$100. 6.71
Effective Tax Rate
General Rate 3.19
Municipal Functions 1.84

PER CAPITA:
Gross Debt 193.26
Net Debt 24.82
Debt Service 5.37
Total Tax Levy 161.26
Municipal Functions 96.30

PER CENT:
Gross Debt 3.92
Net Debt .50
Tax Levy Collected 94.84
Tax Levy Cancelled, Abated
or Adjusted

1968 EXPENDITURES		1968 REVENUES		1968 PROPERTY TAX	
GENERAL GOVERNMENT		1968 Property Taxes Collected 862,601.86		Local District School Taxes 390,792.00	
Governing Body & Public Boards		1968 Payments in Lieu of Taxes		Regional & Consolidated School Taxes	
Municipal Clerk		Delinquent Tax & Lien Collections 44,787.42		School Taxes in Municipal Budget 18,610.00	
Financial Administration	2,800.00	Business Personalty Replacement Taxes 14,026.00		County Taxes 241,785.36	
Assessment of Taxes	39,000.00	Taxes from Public Utilities 88,006.84		County Library Taxes 2,448.99	
Collection of Taxes	15,650.00	Other Miscellaneous Tax Revenues		Local Municipal Purpose Taxes 243,384.46	
Planning, Housing & Development	1,400.00	State Aid Revenues 5,582.20		Veteran & Senior Citizen Taxes 45,110.00	
Elections	3,335.00	Federal Aid Revenues		Total Taxes for Rate Computation 942,130.81	
General Administration (other)	42,050.00	Sale of Acquired Property 54,025.00		Special District Taxes	
JUDICIARY		Other Miscellaneous Revenues 28,152.74		Bank Stock Taxes 2,077.48	
Municipal Courts	3,150.00	Total 1968 Revenues 1,097,182.06		Added and Omitted Taxes 10,409.89	
PUBLIC SAFETY		Prior Years Surplus Appropriated 65,000.00		Total Taxes Levied 909,508.18	
Fire Protection	16,000.00	TOTAL REVENUES 1,162,182.06		1968 TAXES COLLECTED 862,601.86	
Police Protection	113,975.00	1968 REAL PROPERTY VALUATIONS - ASSESSED		1968 Taxes Cancelled, Abated or Adjusted	
Civil Defense & Disaster Control				Transfer To Tax Title Liens	
Environmental Inspection & Control	3,500.00	Code Class %		Balance Outstanding Dec. 31, 1968 46,906.32	
Other Public Safety		1 Vacant Land 5.68		PRIOR YEARS TAXES OUTSTANDING	
PUBLIC WORKS		2 Residential 78.38		Balance January 1, 1968 44,692.14	
Streets and Drainage	93,688.21	3 Farm .26		Collected in 1968 43,549.52	
Sewers and Sewage Processing		4a Commercial 15.68		Cancelled, Abated or Adjusted (1968)	
Garbage and Trash Disposal	34,600.00	4b Industrial		Transfers to Tax Title Liens	
Public Buildings and Grounds	13,000.00	4c Apartments		Balance December 31, 1968 1,142.62	
Other Public Works		Total Valuation 100.00.		TAX TITLE LIENS OUTSTANDING	
HEALTH and WELFARE		CAPITAL DEBT AUTHORIZED, DECEMBER 31, 1968		Balance January 1, 1968 15,129.58	
Health Services Except Environmental	1,400.00	ISSUED AND UNISSUED		Transfers From Taxes	
Welfare-Public Assistance	2,700.00	GROSS DEBT 950,000.00		Redeemed in 1968 1,237.90	
Hospitals, Clinics, First Aid	5,500.00	NET DEBT		Cancelled, Abated or Adjusted (1968)	
Animal, Insect, & Rodent Control		School		Balance December 31, 1968 13,891.68	
Other Welfare Services		Self-liquidating 140,000.00		PROPERTY ACQUIRED BY DEED OR FORECLOSURE	
RECREATION and CONSERVATION		Other 140,000.00		Balance January 1, 1968 136,829.42	
Beaches and Boardwalks		Total 1,090,000.00		Transfers From Liens	
Parks, Playgrounds, Shade Trees	9,000.00	ISSUED AND OUTSTANDING		Sale for Cash (1968) 54,025.00	
Land Reclamation & Conservation		School 950,000.00		Cancelled, Abated or Adjusted (1968)	
Other Recreational Services		Self-liquidating 140,000.00		Balance December 31, 1968 82,804.42	
EDUCATION (excluding schools)		Other 140,000.00		CURRENT FINANCES DECEMBER 31, 1968	
Libraries	2,550.00	Total 1,090,000.00		ASSETS	
Other Educational Services		EQUALIZED VALUATION BASIS 27,766,824.33		Cash on Hand Dec. 31, 1968 284,176.31	
STATUTORY EXPENDITURES		1968 CAPITAL OUTLAY 261,003.23		Taxes Receivable 48,048.94	
Pensions & F. I. C. A.	17,750.00	Beaches and Boardwalks 1,739.65		Tax Title Liens 13,891.68	
Employee Fringe Benefits	5,000.00	Parks and Playgrounds 215,784.23		Foreclosed Property 82,804.42	
Other Statutory Expenditures		Public Buildings and Grounds 31,805.04		Emergencies & Other Deferred Charges 60,000.00	
TOTAL MUNICIPAL FUNCTIONS	426,048.21	Vehicular Equipment 2,858.11		State Aid Receivable 20,117.74	
CAPITAL IMPROVEMENTS	25,000.00	Streets, Roads, Sidewalks, Storm Sewers		Other Receivables 255.70	
DEBT SERVICE		Sewer System		Total 509,294.79	
Principal Payments	16,000.00	Water System		LIABILITIES	
Interest Payments	14,325.00	Other Utilities		Cash Liabilities 209,498.59	
Other Debt Administration		Hospitals and Clinics		Reserves For Receivables 144,745.04	
DEFERRED CHARGES	100.00	Garbage and Trash Disposal Facilities		Surplus on Hand Dec. 31, 1968 155,051.16	
SCHOOL, COUNTY, SPECIAL DISTRICT TAXES	653,636.35	Health Equipment		Total 509,294.79	
RESERVE FOR UNCOLLECTED TAXES	61,690.73	Library and Education Facilities			
TOTAL EXPENDITURES	1,196,800.29	Conservation and Recreation			
		Other Expenditures 8,816.20			

1001		ALEXANDRIA TWP			PER CAPITA:		PER CENT:	
Population 1960	1,629	Net Valuation Taxable	13,256,975	TAX RATE:	Gross Debt	178.97	Gross Debt	2.56
Population 1968	1,920	State Equalized Value	14,512,287	General Rate Per \$100.	Net Debt		Net Debt	
		Net Valuation on Which County Taxes are apportioned:	13,893,097	Effective Tax Rate	Debt Service		Tax Levy Collected	85.05
Moody Rating		State Equalization Ratio	.9135	General Rate	Total Tax Levy	224.80	Tax Levy Cancelled, Abated or Adjusted	.39
Land Area	28.20 Sq. Miles			Municipal Functions	Municipal Functions	86.88		
1968 EXPENDITURES		1968 REVENUES		1968 PROPERTY TAX				
GENERAL GOVERNMENT								
Governing Body & Public Boards		1968 Property Taxes Collected		367,098.20	Local District School Taxes	200,761.00		
Municipal Clerk		1968 Payments in Lieu of Taxes			Regional & Consolidated School Taxes	135,506.72		
Financial Administration	1,900.00	Delinquent Tax & Lien Collections		59,615.26	School Taxes in Municipal Budget			
Assessment of Taxes	2,050.00	Business Personalty Replacement Taxes		17,693.00	County Taxes	64,479.83		
Collection of Taxes	2,300.00	Taxes from Public Utilities		34,520.78	County Library Taxes	2,326.35		
Planning, Housing & Development	1,400.00	Other Miscellaneous Tax Revenues			Local Municipal Purpose Taxes	25,321.98		
Elections	410.86	State Aid Revenues		16,471.00	Veteran & Senior Citizen Taxes	12,490.00		
General Administration (other)	9,450.00	Federal Aid Revenues			Total Taxes for Rate Computation	440,885.88		
JUDICIARY		Sale of Acquired Property			Special District Taxes			
Municipal Courts	1,550.00	Other Miscellaneous Revenues		10,467.29	Bank Stock Taxes			
PUBLIC SAFETY		Total 1968 Revenues		505,865.53	Added and Omitted Taxes	3,220.65		
Fire Protection	2,150.00	Prior Years Surplus Appropriated		20,000.00	Total Taxes Levied	431,616.53		
Police Protection	3,300.00	TOTAL REVENUES		525,865.53	1968 TAXES COLLECTED	367,098.20		
Civil Defense & Disaster Control	250.00	1968 REAL PROPERTY VALUATIONS - ASSESSED			1968 Taxes Cancelled, Abated or Adjusted	1,693.66		
Environmental Inspection & Control	650.00	Code Class %			Transfer To Tax Title Liens	29.97		
Other Public Safety		1 Vacant Land 5.33		695,100.00	Balance Outstanding Dec. 31, 1968	64,018.95		
PUBLIC WORKS		2 Residential 47.24		6,156,800.00	PRIOR YEARS TAXES OUTSTANDING			
Streets and Drainage	59,337.14	3 Farm 42.48		5,536,800.00	Balance January 1, 1968	69,862.09		
Sewers and Sewage Processing		4a Commercial 4.28		558,400.00	Collected in 1968	59,615.26		
Garbage and Trash Disposal		4b Industrial .50		65,000.00	Cancelled, Abated or Adjusted (1968)	880.80		
Public Buildings and Grounds		4c Apartments .15		20,000.00	Transfers to Tax Title Liens			
Other Public Works		Total Valuation 99.98		13,032,100.00	Balance December 31, 1968	9,366.03		
HEALTH and WELFARE		CAPITAL DEBT AUTHORIZED, DECEMBER 31, 1968			TAX TITLE LIENS OUTSTANDING			
Health Services Except Environmental	675.00	ISSUED AND UNISSUED			Balance January 1, 1968	628.91		
Welfare-Public Assistance	300.00	School		328,637.84	Transfers From Taxes	29.97		
Hospitals, Clinics, First Aid		Self-liquidating		15,000.00	Redeemed in 1968			
Animal, Insect, & Rodent Control		Other		343,637.84	Cancelled, Abated or Adjusted (1968)			
Other Welfare Services		Total			Balance December 31, 1968	658.88		
RECREATION and CONSERVATION		ISSUED AND OUTSTANDING			PROPERTY ACQUIRED BY DEED OR FORECLOSURE			
Beaches and Boardwalks		School		328,637.84	Balance January 1, 1968			
Parks, Playgrounds, Shade Trees		Self-liquidating			Transfers From Liens			
Land Reclamation & Conservation		Other		328,637.84	Sale for Cash (1968)			
Other Recreational Services		Total			Cancelled, Abated or Adjusted (1968)			
EDUCATION (excluding schools)		EQUALIZED VALUATION BASIS		13,383,725.00	Balance December 31, 1968			
Libraries		1968 CAPITAL OUTLAY		2,992.19	CURRENT FINANCES DECEMBER 31, 1968			
Other Educational Services		Beaches and Boardwalks			ASSETS			
STATUTORY EXPENDITURES		Parks and Playgrounds			Cash on Hand Dec. 31, 1968	213,298.72		
Pensions & F. I. C. A.	1,502.00	Public Buildings and Grounds			Taxes Receivable	73,384.98		
Employee Fringe Benefits	1,300.00	Vehicular Equipment			Tax Title Liens	658.88		
Other Statutory Expenditures		Streets, Roads, Sidewalks, Storm Sewers			Foreclosed Property			
TOTAL MUNICIPAL FUNCTIONS	88,525.00	Sewer System			Emergencies & Other Deferred Charges			
CAPITAL IMPROVEMENTS	10,000.00	Water System			State Aid Receivable	45,979.59		
DEBT SERVICE		Other Utilities			Other Receivables	1,721.89		
Principal Payments		Hospitals and Clinics			Total	335,044.06		
Interest Payments		Garbage and Trash Disposal Facilities			LIABILITIES			
Other Debt Administration	30.90	Health Equipment			Cash Liabilities	184,488.95		
DEFERRED CHARGES		Library and Education Facilities			Reserves For Receivables	75,765.75		
SCHOOL, COUNTY, SPECIAL DISTRICT TAXES	403,073.90	Conservation and Recreation			Surplus on Hand Dec. 31, 1968	74,789.36		
RESERVE FOR UNCOLLECTED TAXES	68,270.08	Other Expenditures		2,992.19	Total	335,044.06		
TOTAL EXPENDITURES	569,899.88							

2101		ALLAMUCHY TWP				PER CAPITA:		PER CENT:			
Population 1960	973	Net Valuation Taxable	5,883,170	TAX RATE:		Gross Debt	12.82	Gross Debt	.13		
Population 1968	1,170	State Equalized Value	9,740,347	General Rate Per \$100.	4.62	Net Debt		Net Debt			
		Net Valuation on Which County Taxes		Effective Tax Rate		Debt Service	.17	Tax Levy Collected	86.13		
Moody Rating		are apportioned:	12,757,286	General Rate	2.79	Total Tax Levy	239.88	Tax Levy Cancelled, Abated			
Land Area	20.10 Sq. Miles	State Equalization Ratio	.6040	Municipal Functions	.92	Municipal Functions	76.65	or Adjusted	.87		
1968 EXPENDITURES		1968 REVENUES			1968 PROPERTY TAX						
GENERAL GOVERNMENT		1968 Property Taxes Collected			241,743.66	Local District School Taxes				160,755.00	
Governing Body & Public Boards		1968 Payments in Lieu of Taxes				Regional & Consolidated School Taxes					
Municipal Clerk		Delinquent Tax & Lien Collections			38,749.81	School Taxes in Municipal Budget					
Financial Administration		1,807.45	Business Personalty Replacement Taxes			26,164.00	County Taxes				95,676.76
Assessment of Taxes		1,964.73	Taxes from Public Utilities			13,822.72	County Library Taxes				2,537.15
Collection of Taxes		1,450.00	Other Miscellaneous Tax Revenues				Local Municipal Purpose Taxes				8,909.62
Planning, Housing & Development		810.65	State Aid Revenues			1,912.00	Veteran & Senior Citizen Taxes				3,910.00
Elections			Federal Aid Revenues				Total Taxes for Rate Computation				271,788.53
General Administration (other)		6,327.82	Sale of Acquired Property				Special District Taxes				
JUDICIARY			Other Miscellaneous Revenues			8,861.63	Bank Stock Taxes				
Municipal Courts			Total 1968 Revenues			331,253.82	Added and Omitted Taxes				12,784.80
PUBLIC SAFETY			Prior Years Surplus Appropriated			7,000.00	Total Taxes Levied				280,663.33
Fire Protection		200.00	TOTAL REVENUES			338,253.82	1968 TAXES COLLECTED				241,743.66
Police Protection		100.00	1968 REAL PROPERTY VALUATIONS - ASSESSED				1968 Taxes Cancelled, Abated or Adjusted				2,448.68
Civil Defense & Disaster Control		200.00	Code Class %				Transfer To Tax Title Liens				1,107.73
Environmental Inspection & Control		2,021.35	1 Vacant Land 3.77			219,110.00	Balance Outstanding Dec. 31, 1968				35,399.15
Other Public Safety			2 Residential 51.22			2,973,215.00	PRIOR YEARS TAXES OUTSTANDING				
PUBLIC WORKS			3 Farm 35.73			2,073,920.00	Balance January 1, 1968				47,370.53
Streets and Drainage		15,500.00	4a Commercial 8.18			474,865.00	Collected in 1968				38,590.48
Sewers and Sewage Processing			4b Industrial 1.09			63,260.00	Cancelled, Abated or Adjusted (1968)				
Garbage and Trash Disposal		500.00	4c Apartments				Transfers to Tax Title Liens				874.83
Public Buildings and Grounds			Total Valuation 99.99			5,804,370.00	Balance December 31, 1968				7,905.22
Other Public Works			CAPITAL DEBT AUTHORIZED, DECEMBER 31, 1968				TAX TITLE LIENS OUTSTANDING				
HEALTH and WELFARE			ISSUED AND UNISSUED				Balance January 1, 1968				3,138.73
Health Services Except Environmental		1,032.94	School			15,000.00	Transfers From Taxes				2,101.69
Welfare-Public Assistance		600.00	Self-liquidating				Redeemed in 1968				159.33
Hospitals, Clinics, First Aid			Other				Cancelled, Abated or Adjusted (1968)				
Animal, Insect, & Rodent Control		467.06	Total 15,000.00				Balance December 31, 1968				5,081.09
Other Welfare Services			ISSUED AND OUTSTANDING				PROPERTY ACQUIRED BY DEED OR FORECLOSURE				
RECREATION and CONSERVATION			School			15,000.00	Balance January 1, 1968				
Beaches and Boardwalks			Self-liquidating				Transfers From Liens				
Parks, Playgrounds, Shade Trees			Other				Sale for Cash (1968)				
Land Reclamation & Conservation			Total 15,000.00				Cancelled, Abated or Adjusted (1968)				
Other Recreational Services			EQUALIZED VALUATION BASIS			10,832,502.00	Balance December 31, 1968				
EDUCATION (excluding schools)			1968 CAPITAL OUTLAY				CURRENT FINANCES DECEMBER 31, 1968				
Libraries			Beaches and Boardwalks				ASSETS				
Other Educational Services			Parks and Playgrounds				Cash on Hand Dec. 31, 1968				94,669.98
STATUTORY EXPENDITURES			Public Buildings and Grounds				Taxes Receivable				43,304.37
Pensions & F. I. C. A.		1,168.00	Vehicular Equipment				Tax Title Liens				5,081.09
Employee Fringe Benefits			Streets, Roads, Sidewalks, Storm Sewers				Foreclosed Property				
Other Statutory Expenditures			Sewer System				Emergencies & Other Deferred Charges				
TOTAL MUNICIPAL FUNCTIONS		34,150.00	Water System				State Aid Receivable				
CAPITAL IMPROVEMENTS		2,000.00	Other Utilities				Other Receivables				2,063.25
DEBT SERVICE			Hospitals and Clinics				Total				145,118.69
Principal Payments		200.00	Garbage and Trash Disposal Facilities				LIABILITIES				
Interest Payments			Health Equipment				Cash Liabilities				12,823.58
Other Debt Administration		3,817.67	Library and Education Facilities				Reserves For Receivables				50,448.71
DEFERRED CHARGES			Conservation and Recreation				Surplus on Hand Dec. 31, 1968				81,846.40
SCHOOL, COUNTY, SPECIAL DISTRICT TAXES		258,968.91	Other Expenditures				Total				145,118.69
RESERVE FOR UNCOLLECTED TAXES		49,517.95									
TOTAL EXPENDITURES		348,654.53									

0201		ALLENDALE BORO				PER CAPITA:		PER CENT:	
Population 1960	4,092	Net Valuation Taxable	45,368,192	TAX RATE:		Gross Debt	731.15	Gross Debt	8.26
Population 1968	5,850	State Equalized Value	57,559,238	General Rate Per \$100.		Net Debt	270.63	Net Debt	3.05
		Net Valuation on Which County Taxes		Effective Tax Rate		Debt Service	1.15	Tax Levy Collected	97.86
Moody Rating		are apportioned:	53,669,518	General Rate		Total Tax Levy	290.98	Tax Levy Cancelled, Abated	
Land Area	2.80 Sq. Miles	State Equalization Ratio	.7882	Municipal Functions		Municipal Functions	81.53	or Adjusted	.06
1968 EXPENDITURES		1968 REVENUES				1968 PROPERTY TAX			
GENERAL GOVERNMENT		1968 Property Taxes Collected				Local District School Taxes			
Governing Body & Public Boards		1968 Payments in Lieu of Taxes				Regional & Consolidated School Taxes			
Municipal Clerk		Delinquent Tax & Lien Collections				School Taxes in Municipal Budget			
Financial Administration	3,000.00	Business Personalty Replacement Taxes				County Taxes			
Assessment of Taxes	6,550.00	Taxes from Public Utilities				County Library Taxes			
Collection of Taxes	7,700.00	Other Miscellaneous Tax Revenues				Local Municipal Purpose Taxes			
Planning, Housing & Development	2,800.00	State Aid Revenues				Veteran & Senior Citizen Taxes			
Elections		Federal Aid Revenues				Total Taxes for Rate Computation			
General Administration (other)	35,000.00	Sale of Acquired Property				Special District Taxes			
JUDICIARY		Other Miscellaneous Revenues				Bank Stock Taxes			
Municipal Courts	2,062.50	Total 1968 Revenues				Added and Omitted Taxes			
PUBLIC SAFETY		Prior Years Surplus Appropriated				Total Taxes Levied			
Fire Protection	25,375.00	TOTAL REVENUES				1968 TAXES COLLECTED			
Police Protection	120,675.00					1968 Taxes Cancelled, Abated or Adjusted			
Civil Defense & Disaster Control	750.00					Transfer To Tax Title Liens			
Environmental Inspection & Control	7,220.00	1968 REAL PROPERTY VALUATIONS - ASSESSED				Balance Outstanding Dec. 31, 1968			
Other Public Safety		Code Class %							
PUBLIC WORKS		1 Vacant Land 2.48				PRIOR YEARS TAXES OUTSTANDING			
Streets and Drainage	46,750.00	2 Residential 89.32				Balance January 1, 1968			
Sewers and Sewage Processing		3 Farm .72				Collected in 1968			
Garbage and Trash Disposal		4a Commercial 7.47				Cancelled, Abated or Adjusted (1968)			
Public Buildings and Grounds	16,300.00	4b Industrial				Transfers to Tax Title Liens			
Other Public Works		4c Apartments				Balance December 31, 1968			
HEALTH and WELFARE		Total Valuation 99.99.				TAX TITLE LIENS OUTSTANDING			
Health Services Except Environmental	9,050.00	CAPITAL DEBT AUTHORIZED, DECEMBER 31, 1968				Balance January 1, 1968			
Welfare-Public Assistance	1,500.00	ISSUED AND UNISSUED GROSS DEBT NET DEBT				Transfers From Taxes			
Hospitals, Clinics, First Aid		School 2,374,027.99				Redeemed in 1968			
Animal, Insect, & Rodent Control		Self-liquidating 320,000.00				Cancelled, Abated or Adjusted (1968)			
Other Welfare Services		Other 1,583,206.53				Balance December 31, 1968			
RECREATION and CONSERVATION		Total 4,277,234.52				PROPERTY ACQUIRED BY DEED OR FORECLOSURE			
Beaches and Boardwalks		ISSUED AND OUTSTANDING				Balance January 1, 1968			
Parks, Playgrounds, Shade Trees	11,600.00	School 2,374,027.99				Transfers From Liens			
Land Reclamation & Conservation		Self-liquidating 320,000.00				Sale for Cash (1968)			
Other Recreational Services	7,787.50	Other 850,000.00				Cancelled, Abated or Adjusted (1968)			
EDUCATION (excluding schools)		Total 3,544,027.99				Balance December 31, 1968			
Libraries	14,750.00	EQUALIZED VALUATION BASIS				CURRENT FINANCES DECEMBER 31, 1968			
Other Educational Services		51,778,875.33				ASSETS			
STATUTORY EXPENDITURES		1968 CAPITAL OUTLAY				Cash on Hand Dec. 31, 1968			
Pensions & F. I. C. A.	19,290.00	645,304.75				Taxes Receivable			
Employee Fringe Benefits	9,000.00					Tax Title Liens			
Other Statutory Expenditures						Foreclosed Property			
TOTAL MUNICIPAL FUNCTIONS	347,160.00					Emergencies & Other Deferred Charges			
CAPITAL IMPROVEMENTS	43,200.00					State Aid Receivable			
DEBT SERVICE						Other Receivables			
Principal Payments	6,732.50					Total			
Interest Payments						LIABILITIES			
Other Debt Administration						Cash Liabilities			
DEFERRED CHARGES	12,122.21					Reserves For Receivables			
SCHOOL, COUNTY, SPECIAL DISTRICT TAXES	1,438,730.42					Surplus on Hand Dec. 31, 1968			
RESERVE FOR UNCOLLECTED TAXES	67,780.47					Total			
TOTAL EXPENDITURES	1,915,725.60								

1301		ALLENHURST BORO			PER CAPITA:		PER CENT:	
Population 1960	795	Net Valuation Taxable	9,434,375	TAX RATE:	Gross Debt	327.71	Gross Debt	2.71
Population 1968	830	State Equalized Value	10,836,635	General Rate Per \$100.	Net Debt	327.71	Net Debt	2.71
		Net Valuation on Which County Taxes		Effective Tax Rate	Debt Service	34.29	Tax Levy Collected	99.34
Moody Rating		are apportioned:	10,388,585	General Rate	Total Tax Levy	367.13	Tax Levy Cancelled, Abated	
Land Area	.30 Sq. Miles	State Equalization Ratio	.8706	Municipal Functions	Municipal Functions	505.40	or Adjusted	
1968 EXPENDITURES		1968 REVENUES			1968 PROPERTY TAX			
GENERAL GOVERNMENT		1968 Property Taxes Collected			302,716.57			
Governing Body & Public Boards		1968 Payments in Lieu of Taxes			Local District School Taxes			
Municipal Clerk		Delinquent Tax & Lien Collections			Regional & Consolidated School Taxes			
Financial Administration		Business Personalty Replacement Taxes			School Taxes in Municipal Budget			
Assessment of Taxes		Taxes from Public Utilities			County Taxes			
Collection of Taxes		Other Miscellaneous Tax Revenues			County Library Taxes			
Planning, Housing & Development		State Aid Revenues			Local Municipal Purpose Taxes			
Elections		Federal Aid Revenues			Veteran & Senior Citizen Taxes			
General Administration (other)		Sale of Acquired Property			Total Taxes for Rate Computation			
JUDICIARY		Other Miscellaneous Revenues			Special District Taxes			
Municipal Courts		Total 1968 Revenues			Bank Stock Taxes			
PUBLIC SAFETY		Prior Years Surplus Appropriated			Added and Omitted Taxes			
Fire Protection		TOTAL REVENUES			Total Taxes Levied			
Police Protection					1968 TAXES COLLECTED			
Civil Defense & Disaster Control					1968 Taxes Cancelled, Abated or Adjusted			
Environmental Inspection & Control					Transfer To Tax Title Liens			
Other Public Safety					Balance Outstanding Dec. 31, 1968			
PUBLIC WORKS		1968 REAL PROPERTY VALUATIONS - ASSESSED						
Streets and Drainage		Code Class %						
Sewers and Sewage Processing		1 Vacant Land 1.04			95,920.00			
Garbage and Trash Disposal		2 Residential 71.24			6,591,157.00			
Public Buildings and Grounds		3 Farm			982,295.00			
Other Public Works		4a Commercial 10.62			1,409,700.00			
HEALTH and WELFARE		4b Industrial 15.24			173,350.00			
Health Services Except Environmental		4c Apartments 1.87			9,252,422.00			
Welfare-Public Assistance		Total Valuation 100.00						
Hospitals, Clinics, First Aid		CAPITAL DEBT AUTHORIZED, DECEMBER 31, 1968						
Animal, Insect, & Rodent Control		ISSUED AND UNISSUED			GROSS DEBT			
Other Welfare Services		School			NET DEBT			
RECREATION and CONSERVATION		Self-liquidating			TAX TITLE LIENS OUTSTANDING			
Beaches and Boardwalks		Other			Balance January 1, 1968			
Parks, Playgrounds, Shade Trees		Total			Transfers From Taxes			
Land Reclamation & Conservation					Redeemed in 1968			
Other Recreational Services					Cancelled, Abated or Adjusted (1968)			
EDUCATION (excluding schools)					Balance December 31, 1968			
Libraries					PROPERTY ACQUIRED BY DEED OR FORECLOSURE			
Other Educational Services					Balance January 1, 1968			
STATUTORY EXPENDITURES					Transfers From Liens			
Pensions & F. I. C. A.					Sale for Cash (1968)			
Employee Fringe Benefits					Cancelled, Abated or Adjusted (1968)			
Other Statutory Expenditures					Balance December 31, 1968			
TOTAL MUNICIPAL FUNCTIONS		EQUALIZED VALUATION BASIS			CURRENT FINANCES DECEMBER 31, 1968			
CAPITAL IMPROVEMENTS		1968 CAPITAL OUTLAY			ASSETS			
DEBT SERVICE		Beaches and Boardwalks			Cash on Hand Dec. 31, 1968			
Principal Payments		Parks and Playgrounds			Taxes Receivable			
Interest Payments		Public Buildings and Grounds			Tax Title Liens			
Other Debt Administration		Vehicular Equipment			Foreclosed Property			
DEFERRED CHARGES		Streets, Roads, Sidewalks, Storm Sewers			Emergencies & Other Deferred Charges			
SCHOOL, COUNTY, SPECIAL DISTRICT TAXES		Sewer System			State Aid Receivable			
RESERVE FOR UNCOLLECTED TAXES		Water System			Other Receivables			
TOTAL EXPENDITURES		Other Utilities			Total			
		Hospitals and Clinics			LIABILITIES			
		Garbage and Trash Disposal Facilities			Cash Liabilities			
		Health Equipment			Reserves For Receivables			
		Library and Education Facilities			Surplus on Hand Dec. 31, 1968			
		Conservation and Recreation			Total			
		Other Expenditures						

1302
Population 1960 1,393
Population 1968 1,720

Moody Rating
Land Area .90 Sq. Miles

Net Valuation Taxable 5,332,901
State Equalized Value 7,109,586
Net Valuation on Which County Taxes
are apportioned: 6,502,631
State Equalization Ratio .7501

ALLENTOWN BORO
TAX RATE:
General Rate Per \$100. 4.61
Effective Tax Rate
General Rate 3.45
Municipal Functions 1.53

PER CAPITA:
Gross Debt 460.99
Net Debt
Debt Service
Total Tax Levy 138.75
Municipal Functions 63.37

PER CENT:
Gross Debt 12.57
Net Debt
Tax Levy Collected 96.08
Tax Levy Cancelled, Abated
or Adjusted

1968 EXPENDITURES		1968 REVENUES		1968 PROPERTY TAX	
GENERAL GOVERNMENT		1968 Property Taxes Collected	229,317.95	Local District School Taxes	
Governing Body & Public Boards		1968 Payments in Lieu of Taxes		Regional & Consolidated School Taxes	146,540.14
Municipal Clerk		Delinquent Tax & Lien Collections	9,729.33	School Taxes in Municipal Budget	
Financial Administration	3,200.00	Business Personalty Replacement Taxes	2,594.00	County Taxes	38,242.63
Assessment of Taxes	1,552.50	Taxes from Public Utilities	12,672.04	County Library Taxes	1,377.94
Collection of Taxes	1,810.00	Other Miscellaneous Tax Revenues		Local Municipal Purpose Taxes	50,550.54
Planning, Housing & Development	100.00	State Aid Revenues	800.00	Veteran & Senior Citizen Taxes	8,880.00
Elections	300.00	Federal Aid Revenues		Total Taxes for Rate Computation	245,591.25
General Administration (other)	8,662.00	Sale of Acquired Property		Special District Taxes	
JUDICIARY		Other Miscellaneous Revenues	7,941.70	Bank Stock Taxes	1,949.46
Municipal Courts	2,200.00	Total 1968 Revenues	263,055.02	Added and Omitted Taxes	
PUBLIC SAFETY		Prior Years Surplus Appropriated	35,000.00	Total Taxes Levied	238,660.71
Fire Protection	4,500.00	TOTAL REVENUES	298,055.02	1968 TAXES COLLECTED	229,317.95
Police Protection	17,950.00			1968 Taxes Cancelled, Abated or Adjusted	
Civil Defense & Disaster Control	200.00			Transfer To Tax Title Liens	
Environmental Inspection & Control	2,800.00	1968 REAL PROPERTY VALUATIONS - ASSESSED		Balance Outstanding Dec. 31, 1968	9,342.76
Other Public Safety		Code Class %			
PUBLIC WORKS		1 Vacant Land 1.31	66,900.00		
Streets and Drainage	8,733.90	2 Residential 86.35	4,407,200.00	PRIOR YEARS TAXES OUTSTANDING	
Sewers and Sewage Processing		3 Farm 1.37	69,800.00	Balance January 1, 1968	9,777.86
Garbage and Trash Disposal	9,300.00	4a Commercial 10.97	559,700.00	Collected in 1968	9,729.33
Public Buildings and Grounds	2,384.00	4b Industrial		Cancelled, Abated or Adjusted (1968)	2.49
Other Public Works		4c Apartments		Transfers to Tax Title Liens	
HEALTH and WELFARE		Total Valuation 100.00	5,103,600.00	Balance December 31, 1968	46.04
Health Services Except Environmental	1,007.60			TAX TITLE LIENS OUTSTANDING	
Welfare-Public Assistance	600.00	CAPITAL DEBT AUTHORIZED, DECEMBER 31, 1968		Balance January 1, 1968	3,321.63
Hospitals, Clinics, First Aid		ISSUED AND UNISSUED		Transfers From Taxes	
Animal, Insect, & Rodent Control		School	300,346.93	Redeemed in 1968	
Other Welfare Services		Self-liquidating	492,564.00	Cancelled, Abated or Adjusted (1968)	
RECREATION and CONSERVATION		Other		Balance December 31, 1968	3,321.63
Beaches and Boardwalks		Total	792,910.93	PROPERTY ACQUIRED BY DEED OR FORECLOSURE	
Parks, Playgrounds, Shade Trees	200.00	ISSUED AND OUTSTANDING		Balance January 1, 1968	
Land Reclamation & Conservation		School	300,346.93	Transfers From Liens	
Other Recreational Services	1,400.00	Self-liquidating	467,000.00	Sale for Cash (1968)	
EDUCATION (excluding schools)		Other		Cancelled, Abated or Adjusted (1968)	
Libraries	1,000.00	Total	767,346.93	Balance December 31, 1968	
Other Educational Services		EQUALIZED VALUATION BASIS	6,307,181.67	CURRENT FINANCES DECEMBER 31, 1968	
STATUTORY EXPENDITURES		1968 CAPITAL OUTLAY	87,609.83	ASSETS	
Pensions & F. I. C. A.	2,037.00	Beaches and Boardwalks		Cash on Hand Dec. 31, 1968	164,568.76
Employee Fringe Benefits		Parks and Playgrounds		Taxes Receivable	9,388.80
Other Statutory Expenditures		Public Buildings and Grounds		Tax Title Liens	3,321.63
TOTAL MUNICIPAL FUNCTIONS	69,937.00	Vehicular Equipment		Foreclosed Property	
CAPITAL IMPROVEMENTS	15,000.00	Streets, Roads, Sidewalks, Storm Sewers		Emergencies & Other Deferred Charges	
DEBT SERVICE		Sewer System	87,609.83	State Aid Receivable	6,302.00
Principal Payments		Water System		Other Receivables	9,775.97
Interest Payments		Other Utilities		Total	193,357.16
Other Debt Administration		Hospitals and Clinics		LIABILITIES	
DEFERRED CHARGES		Garbage and Trash Disposal Facilities		Cash Liabilities	20,100.97
SCHOOL, COUNTY, SPECIAL DISTRICT TAXES	186,160.71	Health Equipment		Reserves For Receivables	22,486.40
RESERVE FOR UNCOLLECTED TAXES	24,063.00	Library and Education Facilities		Surplus on Hand Dec. 31, 1968	150,769.79
TOTAL EXPENDITURES	295,160.71	Conservation and Recreation		Total	193,357.16
		Other Expenditures			

1701			ALLOWAY TWP		PER CAPITA:	PER CENT:			
Population 1960	2,226	Net Valuation Taxable	2,966,364	TAX RATE:	Gross Debt	37.00	Gross Debt	.88	
Population 1968	2,540	State Equalized Value	11,448,722	General Rate Per \$100.	Net Debt		Net Debt		
		Net Valuation on Which County Taxes		Effective Tax Rate	Debt Service		Tax Levy Collected	81.13	
Moody Rating		are apportioned:	10,788,490	General Rate	Total Tax Levy	89.81	Tax Levy Cancelled, Abated		
Land Area	33.52 Sq. Miles	State Equalization Ratio	.2591	Municipal Functions	Municipal Functions	50.06	or Adjusted		
1968 EXPENDITURES		1968 REVENUES		1968 PROPERTY TAX					
GENERAL GOVERNMENT									
Governing Body & Public Boards		1968 Property Taxes Collected		185,105.78		Local District School Taxes			147,336.00
Municipal Clerk		1968 Payments in Lieu of Taxes				Regional & Consolidated School Taxes			
Financial Administration		1,900.00		29,447.57		School Taxes in Municipal Budget			
Assessment of Taxes		2,800.00		14,207.00		County Taxes			78,091.47
Collection of Taxes		2,015.00		26,896.85		County Library Taxes			
Planning, Housing & Development		300.00				Local Municipal Purpose Taxes			
Elections				17,067.00		Veteran & Senior Citizen Taxes			14,170.00
General Administration (other)		9,400.00				Total Taxes for Rate Computation			239,597.47
JUDICIARY						Special District Taxes			
Municipal Courts		1,120.00		3,479.39		Bank Stock Taxes			232.28
PUBLIC SAFETY				276,203.59		Added and Omitted Taxes			2,482.27
Fire Protection		1,400.00		44,691.80		Total Taxes Levied			228,142.02
Police Protection		2,500.00		320,895.39		1968 TAXES COLLECTED			185,105.78
Civil Defense & Disaster Control		190.00				1968 Taxes Cancelled, Abated or Adjusted			
Environmental Inspection & Control		700.00				Transfer To Tax Title Liens			625.00
Other Public Safety						Balance Outstanding Dec. 31, 1968			42,178.96
PUBLIC WORKS				1968 REAL PROPERTY VALUATIONS - ASSESSED					
Streets and Drainage		42,300.00				PRIOR YEARS TAXES OUTSTANDING			
Sewers and Sewage Processing						Balance January 1, 1968			47,252.07
Garbage and Trash Disposal						Collected in 1968			29,447.57
Public Buildings and Grounds		3,360.00				Cancelled, Abated or Adjusted (1968)			
Other Public Works						Transfers to Tax Title Liens			
HEALTH and WELFARE						Balance December 31, 1968			17,804.50
Health Services Except Environmental		1,400.00				TAX TITLE LIENS OUTSTANDING			
Welfare-Public Assistance		850.00				Balance January 1, 1968			1,952.31
Hospitals, Clinics, First Aid		500.00				Transfers From Taxes			625.00
Animal, Insect, & Rodent Control						Redeemed in 1968			
Other Welfare Services						Cancelled, Abated or Adjusted (1968)			
RECREATION and CONSERVATION						Balance December 31, 1968			2,577.31
Beaches and Boardwalks						PROPERTY ACQUIRED BY DEED OR FORECLOSURE			
Parks, Playgrounds, Shade Trees		1,000.00				Balance January 1, 1968			
Land Reclamation & Conservation						Transfers From Liens			
Other Recreational Services						Sale for Cash (1968)			
EDUCATION (excluding schools)						Cancelled, Abated or Adjusted (1968)			
Libraries						Balance December 31, 1968			
Other Educational Services						CURRENT FINANCES DECEMBER 31, 1968			
STATUTORY EXPENDITURES						ASSETS			
Pensions & F. I. C. A.		1,000.00				Cash on Hand Dec. 31, 1968			134,143.09
Employee Fringe Benefits						Taxes Receivable			59,983.46
Other Statutory Expenditures						Tax Title Liens			2,577.31
TOTAL MUNICIPAL FUNCTIONS		72,735.00				Foreclosed Property			
CAPITAL IMPROVEMENTS		5,000.00				Emergencies & Other Deferred Charges			
DEBT SERVICE						State Aid Receivable			
Principal Payments						Other Receivables			625.28
Interest Payments						Total			197,329.14
Other Debt Administration						LIABILITIES			
DEFERRED CHARGES						Cash Liabilities			9,622.83
SCHOOL, COUNTY, SPECIAL DISTRICT TAXES		225,427.47				Reserves For Receivables			63,186.05
RESERVE FOR UNCOLLECTED TAXES		49,430.80				Surplus on Hand Dec. 31, 1968			124,520.26
TOTAL EXPENDITURES		352,593.27				Total			197,329.14

2102		ALPHA BORO				PER CAPITA:		PER CENT:	
Population 1960	2,406	Net Valuation Taxable	9,741,533	TAX RATE:		Gross Debt	592.36	Gross Debt	18.44
Population 1968	2,850	State Equalized Value	9,779,673	General Rate Per \$100.		Net Debt	477.73	Net Debt	14.87
		Net Valuation on Which County Taxes		Effective Tax Rate		Debt Service	2.69	Tax Levy Collected 95.28	
Moody Rating		are apportioned:	10,390,792	General Rate		Total Tax Levy	119.58	Tax Levy Cancelled, Abated	
Land Area	1.70 Sq. Miles	State Equalization Ratio	.9961	Municipal Functions		Municipal Functions	61.27	or Adjusted .03	
1968 EXPENDITURES		1968 REVENUES		1968 PROPERTY TAX					
GENERAL GOVERNMENT		1968 Property Taxes Collected		324,720.37		Local District School Taxes 233,588.00			
Governing Body & Public Boards		1968 Payments in Lieu of Taxes				Regional & Consolidated School Taxes			
Municipal Clerk		Delinquent Tax & Lien Collections		18,331.88		School Taxes in Municipal Budget			
Financial Administration		1,740.00	Business Personalty Replacement Taxes	23,914.00		County Taxes 77,924.78			
Assessment of Taxes		2,025.00	Taxes from Public Utilities	25,618.22		County Library Taxes			
Collection of Taxes		1,500.00	Other Miscellaneous Tax Revenues	4,242.00		Local Municipal Purpose Taxes 24,480.78			
Planning, Housing & Development		2,500.00	State Aid Revenues			Veteran & Senior Citizen Taxes 19,290.00			
Elections		600.00	Federal Aid Revenues			Total Taxes for Rate Computation 355,283.56			
General Administration (other)		10,715.18	Sale of Acquired Property			Special District Taxes			
JUDICIARY			Other Miscellaneous Revenues	42,564.11		Bank Stock Taxes 423.39			
Municipal Courts		1,000.00	Total 1968 Revenues	439,390.58		Added and Omitted Taxes 4,387.79			
PUBLIC SAFETY			Prior Years Surplus Appropriated	50,000.00		Total Taxes Levied 340,804.74			
Fire Protection		8,040.00	TOTAL REVENUES	489,390.58		1968 TAXES COLLECTED 324,720.37			
Police Protection		12,100.00				1968 Taxes Cancelled, Abated or Adjusted 113.88			
Civil Defense & Disaster Control		300.00				Transfer To Tax Title Liens 6.39			
Environmental Inspection & Control						Balance Outstanding Dec. 31, 1968 16,362.46			
Other Public Safety									
PUBLIC WORKS			1968 REAL PROPERTY VALUATIONS - ASSESSED			PRIOR YEARS TAXES OUTSTANDING			
Streets and Drainage		44,625.00	Code Class %	121,950.00		Balance January 1, 1968 24,047.54			
Sewers and Sewage Processing			1 Vacant Land 1.27	6,957,550.00		Collected in 1968 18,331.88			
Garbage and Trash Disposal		17,500.00	2 Residential 72.37	264,100.00		Cancelled, Abated or Adjusted (1968) 144.72			
Public Buildings and Grounds		4,300.00	3 Farm 2.75	966,050.00		Transfers to Tax Title Liens			
Other Public Works			4a Commercial 10.05	732,775.00		Balance December 31, 1968 5,570.94			
HEALTH and WELFARE			4b Industrial 7.62	571,100.00					
Health Services Except Environmental		4,800.00	4c Apartments 5.94	9,613,525.00		TAX TITLE LIENS OUTSTANDING			
Welfare-Public Assistance		400.00	Total Valuation 100.00			Balance January 1, 1968 297.56			
Hospitals, Clinics, First Aid						Transfers From Taxes 6.39			
Animal, Insect, & Rodent Control						Redeemed in 1968			
Other Welfare Services						Cancelled, Abated or Adjusted (1968)			
RECREATION and CONSERVATION						Balance December 31, 1968 303.95			
Beaches and Boardwalks						PROPERTY ACQUIRED BY DEED OR FORECLOSURE			
Parks, Playgrounds, Shade Trees						Balance January 1, 1968 192.50			
Land Reclamation & Conservation						Transfers From Liens			
Other Recreational Services						Sale for Cash (1968)			
EDUCATION (excluding schools)						Cancelled, Abated or Adjusted (1968)			
Libraries		3,400.00				Balance December 31, 1968 192.50			
Other Educational Services						CURRENT FINANCES DECEMBER 31, 1968			
STATUTORY EXPENDITURES						ASSETS			
Pensions & F. I. C. A.		2,600.00				Cash on Hand Dec. 31, 1968 210,145.90			
Employee Fringe Benefits		1,860.00				Taxes Receivable 21,933.40			
Other Statutory Expenditures						Tax Title Liens 303.95			
TOTAL MUNICIPAL FUNCTIONS		120,005.18				Foreclosed Property 192.50			
CAPITAL IMPROVEMENTS		4,600.00				Emergencies & Other Deferred Charges 20,315.18			
DEBT SERVICE						State Aid Receivable 26,695.00			
Principal Payments		6,667.21				Other Receivables 25,583.32			
Interest Payments		1,000.00				Total 305,169.25			
Other Debt Administration						LIABILITIES			
DEFERRED CHARGES		2,525.46				Cash Liabilities 170,810.53			
SCHOOL, COUNTY, SPECIAL DISTRICT TAXES		311,512.78				Reserves For Receivables 48,013.17			
RESERVE FOR UNCOLLECTED TAXES		39,828.50				Surplus on Hand Dec. 31, 1968 86,345.55			
TOTAL EXPENDITURES		486,139.13				Total 305,169.25			

0202		ALPINE BORO				PER CAPITA:		PER CENT:	
Population 1960	921	Net Valuation Taxable	25,003,102	TAX RATE:		Gross Debt	575.63	Gross Debt	2.55
Population 1968	1,190	State Equalized Value	29,670,229	General Rate Per \$100.		Net Debt		Net Debt	
		Net Valuation on Which County Taxes		Effective Tax Rate		Debt Service		Tax Levy Collected	97.32
Moody Rating		are apportioned:	27,586,025	General Rate		Total Tax Levy	427.18	Tax Levy Cancelled, Abated	
Land Area	5.86 Sq. Miles	State Equalization Ratio	.8427	Municipal Functions		Municipal Functions	99.92	or Adjusted	
1968 EXPENDITURES		1968 REVENUES				1968 PROPERTY TAX			
GENERAL GOVERNMENT									
Governing Body & Public Boards		1968 Property Taxes Collected				494,740.88			
Municipal Clerk		1968 Payments in Lieu of Taxes				12,836.45			
Financial Administration		Delinquent Tax & Lien Collections				21,354.55			
Assessment of Taxes		Business Personalty Replacement Taxes				8,401.00			
Collection of Taxes		Taxes from Public Utilities				52,585.00			
Planning, Housing & Development		Other Miscellaneous Tax Revenues				948.00			
Elections		State Aid Revenues				21,927.42			
General Administration (other)		Federal Aid Revenues				612,793.30			
JUDICIARY		Sale of Acquired Property				50,000.00			
Municipal Courts		Other Miscellaneous Revenues				662,793.30			
PUBLIC SAFETY		Total 1968 Revenues							
Fire Protection		Prior Years Surplus Appropriated							
Police Protection		TOTAL REVENUES							
Civil Defense & Disaster Control						1968 TAXES COLLECTED			
Environmental Inspection & Control						1968 Taxes Cancelled, Abated or Adjusted			
Other Public Safety						Transfer To Tax Title Liens			
PUBLIC WORKS		1968 REAL PROPERTY VALUATIONS - ASSESSED				Balance Outstanding Dec. 31, 1968			
Streets and Drainage		Code Class %							
Sewers and Sewage Processing		1 Vacant Land 17.34				4,298,200.00			
Garbage and Trash Disposal		2 Residential 70.65				17,513,850.00			
Public Buildings and Grounds		3 Farm				2,978,200.00			
Other Public Works		4a Commercial 12.01							
HEALTH and WELFARE		4b Industrial							
Health Services Except Environmental		4c Apartments							
Welfare-Public Assistance		Total Valuation				24,790,250.00			
Hospitals, Clinics, First Aid		CAPITAL DEBT AUTHORIZED, DECEMBER 31, 1968							
Animal, Insect, & Rodent Control		ISSUED AND UNISSUED				GROSS DEBT			
Other Welfare Services		School				685,000.00			
RECREATION and CONSERVATION		Self-liquidating				NET DEBT			
Beaches and Boardwalks		Other							
Parks, Playgrounds, Shade Trees		Total				685,000.00			
Land Reclamation & Conservation		ISSUED AND OUTSTANDING							
Other Recreational Services		School				260,000.00			
EDUCATION (excluding schools)		Self-liquidating							
Libraries		Other							
Other Educational Services		Total				260,000.00			
STATUTORY EXPENDITURES		EQUALIZED VALUATION BASIS				26,791,027.67			
Pensions & F. I. C. A.		1968 CAPITAL OUTLAY				CURRENT FINANCES DECEMBER 31, 1968			
Employee Fringe Benefits		Beaches and Boardwalks				ASSETS			
Other Statutory Expenditures		Parks and Playgrounds				Cash on Hand Dec. 31, 1968			
TOTAL MUNICIPAL FUNCTIONS		Public Buildings and Grounds				316,367.87			
CAPITAL IMPROVEMENTS		Vehicular Equipment				Taxes Receivable			
DEBT SERVICE		Streets, Roads, Sidewalks, Storm Sewers				18,479.59			
Principal Payments		Sewer System				Tax Title Liens			
Interest Payments		Water System				Foreclosed Property			
Other Debt Administration		Other Utilities				Emergencies & Other Deferred Charges			
DEFERRED CHARGES		Hospitals and Clinics				6,659.83			
SCHOOL, COUNTY, SPECIAL DISTRICT TAXES		Garbage and Trash Disposal Facilities				State Aid Receivable			
RESERVE FOR UNCOLLECTED TAXES		Health Equipment				1,896.00			
TOTAL EXPENDITURES		Library and Education Facilities				Other Receivables			
		Conservation and Recreation				2,182.68			
		Other Expenditures				Total			
						345,585.97			
						LIABILITIES			
						Cash Liabilities			
						81,746.43			
						Reserves For Receivables			
						20,662.27			
						Surplus on Hand Dec. 31, 1968			
						243,177.27			
						Total			
						345,585.97			

1902		ANDOVER TWP				PER CAPITA:		PER CENT:	
Population 1960	2,177	Net Valuation Taxable	18,426,495	TAX RATE:		Gross Debt	277.90	Gross Debt	3.56
Population 1968	2,810	State Equalized Value	23,122,719	General Rate Per \$100.	4.52	Net Debt	6.19	Net Debt	.07
		Net Valuation on Which County Taxes		Effective Tax Rate		Debt Service		Tax Levy Collected	85.28
Moody Rating		are apportioned:	23,979,958	General Rate	3.60	Total Tax Levy	295.17	Tax Levy Cancelled, Abated	
Land Area	20.40 Sq. Miles	State Equalization Ratio	.7969	Municipal Functions	1.42	Municipal Functions	117.42	or Adjusted	
1968 EXPENDITURES		1968 REVENUES			1968 PROPERTY TAX				
GENERAL GOVERNMENT		1968 Property Taxes Collected			707,420.11				
Governing Body & Public Boards		1968 Payments in Lieu of Taxes							
Municipal Clerk		Delinquent Tax & Lien Collections			87,078.55				
Financial Administration		Business Personalty Replacement Taxes			37,719.00				
Assessment of Taxes		Taxes from Public Utilities			35,681.39				
Collection of Taxes		Other Miscellaneous Tax Revenues							
Planning, Housing & Development		State Aid Revenues			8,391.00				
Elections		Federal Aid Revenues							
General Administration (other)		Sale of Acquired Property							
JUDICIARY		Other Miscellaneous Revenues			20,493.15				
Municipal Courts		Total 1968 Revenues			896,783.20				
PUBLIC SAFETY		Prior Years Surplus Appropriated			105,000.00				
Fire Protection		TOTAL REVENUES			1,001,783.20				
Police Protection		1968 REAL PROPERTY VALUATIONS - ASSESSED							
Civil Defense & Disaster Control		Code			Class				
Environmental Inspection & Control		1			Vacant Land				
Other Public Safety		2			Residential				
PUBLIC WORKS		3			Farm				
Streets and Drainage		4a			Commercial				
Sewers and Sewage Processing		4b			Industrial				
Garbage and Trash Disposal		4c			Apartments				
Public Buildings and Grounds		Total Valuation			99.99				
Other Public Works		1,779,200.00			12,421,450.00				
HEALTH and WELFARE		2,421,450.00			719,650.00				
Health Services Except Environmental		4,000.00			2,963,700.00				
Welfare-Public Assistance		2,945.89			361,300.00				
Hospitals, Clinics, First Aid		4,725.00			18,245,300.00				
Animal, Insect, & Rodent Control		2,025.00			CAPITAL DEBT AUTHORIZED, DECEMBER 31, 1968				
Other Welfare Services		500.00			ISSUED AND UNISSUED				
RECREATION and CONSERVATION		2,600.00			GROSS DEBT				
Beaches and Boardwalks					NET DEBT				
Parks, Playgrounds, Shade Trees					School				
Land Reclamation & Conservation					Self-liquidating				
Other Recreational Services					Other				
EDUCATION (excluding schools)					Total				
Libraries					780,907.36				
Other Educational Services					17,400.00				
STATUTORY EXPENDITURES					17,400.00				
Pensions & F. I. C. A.					ISSUED AND OUTSTANDING				
Employee Fringe Benefits					School				
Other Statutory Expenditures					Self-liquidating				
TOTAL MUNICIPAL FUNCTIONS					Other				
CAPITAL IMPROVEMENTS					Total				
DEBT SERVICE					763,507.36				
Principal Payments					763,507.36				
Interest Payments					EQUALIZED VALUATION BASIS				
Other Debt Administration					21,933,388.67				
DEFERRED CHARGES					1968 CAPITAL OUTLAY				
SCHOOL, COUNTY, SPECIAL DISTRICT TAXES					Beaches and Boardwalks				
RESERVE FOR UNCOLLECTED TAXES					Parks and Playgrounds				
TOTAL EXPENDITURES					Public Buildings and Grounds				
					Vehicular Equipment				
					Streets, Roads, Sidewalks, Storm Sewers				
					Sewer System				
					Water System				
					Other Utilities				
					Hospitals and Clinics				
					Garbage and Trash Disposal Facilities				
					Health Equipment				
					Library and Education Facilities				
					Conservation and Recreation				
					Other Expenditures				

1303
Population 1960 **17,366**
Population 1968 **20,090**

Moody Rating **BA**
Land Area **1.50** Sq. Miles

Net Valuation Taxable **85,845,008**
State Equalized Value **93,117,483**
Net Valuation on Which County Taxes
are apportioned: **91,137,288**
State Equalization Ratio **.9219**

ASBURY PARK CITY
TAX RATE:
General Rate Per \$100. **4.89**
Effective Tax Rate
General Rate **4.50**
Municipal Functions **3.95**

PER CAPITA:
Gross Debt **454.16**
Net Debt **325.39**
Debt Service **46.74**
Total Tax Levy **207.32**
Municipal Functions **183.27**

PER CENT:
Gross Debt **11.51**
Net Debt **8.24**
Tax Levy Collected **92.67**
Tax Levy Cancelled, Abated
or Adjusted

1968 EXPENDITURES		1968 REVENUES		1968 PROPERTY TAX	
GENERAL GOVERNMENT		1968 Property Taxes Collected		Local District School Taxes	
Governing Body & Public Boards			3,859,994.50		1,569,794.27
Municipal Clerk		1968 Payments in Lieu of Taxes	12,387.48	Regional & Consolidated School Taxes	
Financial Administration	46,490.00	Delinquent Tax & Lien Collections		School Taxes in Municipal Budget	64,161.15
Assessment of Taxes	15,110.00	Business Personalty Replacement Taxes	355,577.00	County Taxes	533,478.40
Collection of Taxes	15,370.00	Taxes from Public Utilities	190,061.45	County Library Taxes	
Planning, Housing & Development	4,950.00	Other Miscellaneous Tax Revenues		Local Municipal Purpose Taxes	1,970,733.70
Elections	3,115.00	State Aid Revenues	91,821.66	Veteran & Senior Citizen Taxes	56,550.00
General Administration (other)	322,860.00	Federal Aid Revenues		Total Taxes for Rate Computation	4,194,717.52
JUDICIARY		Sale of Acquired Property	295,874.98	Special District Taxes	
Municipal Courts	28,065.00	Other Miscellaneous Revenues	787,459.25	Bank Stock Taxes	20,731.93
PUBLIC SAFETY		Total 1968 Revenues	5,593,176.32	Added and Omitted Taxes	6,282.63
Fire Protection	326,500.00	Prior Years Surplus Appropriated	39,400.00	Total Taxes Levied	4,165,282.08
Police Protection	523,665.00	TOTAL REVENUES	5,632,576.32	1968 TAXES COLLECTED	3,859,994.50
Civil Defense & Disaster Control	300.00			1968 Taxes Cancelled, Abated or Adjusted	
Environmental Inspection & Control	7,310.00			Transfer To Tax Title Liens	
Other Public Safety				Balance Outstanding Dec. 31, 1968	305,187.58
PUBLIC WORKS		1968 REAL PROPERTY VALUATIONS - ASSESSED		PRIOR YEARS TAXES OUTSTANDING	
Streets and Drainage	267,914.21	Code Class %		Balance January 1, 1968	385,800.10
Sewers and Sewage Processing	97,200.00	1 Vacant Land 2.24	1,735,350.00	Collected in 1968	289,791.46
Garbage and Trash Disposal	171,310.00	2 Residential 35.85	27,750,990.00	Cancelled, Abated or Adjusted (1968)	12,143.76
Public Buildings and Grounds	26,550.00	3 Farm 36.85	28,527,950.00	Transfers to Tax Title Liens	
Other Public Works	18,650.00	4a Commercial .41	313,950.00	Balance December 31, 1968	83,864.88
HEALTH and WELFARE		4b Industrial 24.65	19,079,100.00	TAX TITLE LIENS OUTSTANDING	
Health Services Except Environmental	68,280.00	4c Apartments 100.00	77,407,340.00	Balance January 1, 1968	42,214.60
Welfare-Public Assistance	36,735.00			Transfers From Taxes	
Hospitals, Clinics, First Aid		CAPITAL DEBT AUTHORIZED, DECEMBER 31, 1968		Redeemed in 1968	6,083.52
Animal, Insect, & Rodent Control		ISSUED AND UNISSUED	GROSS DEBT	Cancelled, Abated or Adjusted (1968)	
Other Welfare Services	1,400.00	School 2,442,371.00	NET DEBT	Balance December 31, 1968	36,131.08
RECREATION and CONSERVATION		Self-liquidating 138,975.46		PROPERTY ACQUIRED BY DEED OR FORECLOSURE	
Beaches and Boardwalks		Other 6,542,780.78	6,537,280.78	Balance January 1, 1968	13,600.00
Parks, Playgrounds, Shade Trees	36,700.00	Total 9,124,127.24	6,537,280.78	Transfers From Liens	
Land Reclamation & Conservation		ISSUED AND OUTSTANDING		Sale for Cash (1968)	
Other Recreational Services	11,000.00	School 530,500.00		Cancelled, Abated or Adjusted (1968)	
EDUCATION (excluding schools)		Self-liquidating 138,000.00		Balance December 31, 1968	13,600.00
Libraries	73,910.00	Other 6,277,000.00		CURRENT FINANCES DECEMBER 31, 1968	
Other Educational Services		Total 6,945,500.00		ASSETS	
STATUTORY EXPENDITURES		EQUALIZED VALUATION BASIS	79,248,011.00	Cash on Hand Dec. 31, 1968	442,650.84
Pensions & F. I. C. A.	234,842.79	1968 CAPITAL OUTLAY	399,153.94	Taxes Receivable	389,052.46
Employee Fringe Benefits		Beaches and Boardwalks	76,520.00	Tax Title Liens	36,131.08
Other Statutory Expenditures		Parks and Playgrounds	280,000.00	Foreclosed Property	13,600.00
TOTAL MUNICIPAL FUNCTIONS	2,338,227.00	Public Buildings and Grounds	415.45	Emergencies & Other Deferred Charges	8,300.00
CAPITAL IMPROVEMENTS	10,000.00	Vehicular Equipment		State Aid Receivable	53,286.00
DEBT SERVICE		Streets, Roads, Sidewalks, Storm Sewers		Other Receivables	68,863.74
Principal Payments	681,000.00	Sewer System	4,496.75	Total	1,011,884.12
Interest Payments	258,063.54	Water System		LIABILITIES	
Other Debt Administration		Other Utilities		Cash Liabilities	140,382.84
DEFERRED CHARGES		Hospitals and Clinics		Reserves For Receivables	507,647.28
SCHOOL, COUNTY, SPECIAL DISTRICT TAXES	2,167,433.82	Garbage and Trash Disposal Facilities		Surplus on Hand Dec. 31, 1968	363,854.00
RESERVE FOR UNCOLLECTED TAXES	394,774.48	Health Equipment		Total	1,011,884.12
TOTAL EXPENDITURES	5,849,498.84	Library and Education Facilities			
		Conservation and Recreation	37,721.74		
		Other Expenditures			

0102
Population 1960 59,544
Population 1968 62,960
Moody Rating BAA
Land Area 11.92 Sq. Miles

Net Valuation Taxable 163,648,860
State Equalized Value 288,114,190
Net Valuation on Which County Taxes
are apportioned: 318,414,884
State Equalization Ratio .5680

ATLANTIC CITY

TAX RATE:
General Rate Per \$100. 9.12
Effective Tax Rate
General Rate 5.18
Municipal Functions 5.53

PER CAPITA:

Gross Debt 136.48
Net Debt 89.00
Debt Service 12.92
Total Tax Levy 235.32
Municipal Functions 253.32

PER CENT:

Gross Debt 2.92
Net Debt 1.90
Tax Levy Collected 91.21
Tax Levy Cancelled, Abated
or Adjusted .55

1968 EXPENDITURES		1968 REVENUES		1968 PROPERTY TAX	
GENERAL GOVERNMENT		1968 Property Taxes Collected		Local District School Taxes	
Governing Body & Public Boards	1,032.00	1968 Payments in Lieu of Taxes	13,513,905.66	Regional & Consolidated School Taxes	3,720,416.48
Municipal Clerk	324,624.84	Delinquent Tax & Lien Collections	75,703.05	School Taxes in Municipal Budget	67,968.50
Financial Administration	144,666.20	Business Personalty Replacement Taxes	1,177,059.87	County Taxes	2,572,724.15
Assessment of Taxes	57,157.27	Taxes from Public Utilities	881,990.00	County Library Taxes	
Collection of Taxes	106,286.96	Other Miscellaneous Tax Revenues	1,363,794.12	Local Municipal Purpose Taxes	8,336,839.89
Planning, Housing & Development	25,900.00	State Aid Revenues	2,940,295.22	Veteran & Senior Citizen Taxes	225,445.00
Elections		Federal Aid Revenues	115,343.55	Total Taxes for Rate Computation	14,923,394.02
General Administration (other)	1,252,816.62	Sale of Acquired Property	5,600.00	Special District Taxes	
JUDICIARY		Other Miscellaneous Revenues	1,605,698.51	Bank Stock Taxes	39,506.86
Municipal Courts	74,695.80	Total 1968 Revenues	21,679,389.98	Added and Omitted Taxes	78,671.27
PUBLIC SAFETY		Prior Years Surplus Appropriated	700,000.00	Total Taxes Levied	14,816,127.15
Fire Protection	1,793,979.67	TOTAL REVENUES	22,379,389.98	1968 TAXES COLLECTED	13,513,905.66
Police Protection	2,119,855.35			1968 Taxes Cancelled, Abated or Adjusted	82,907.96
Civil Defense & Disaster Control	21,445.06			Transfer To Tax Title Liens	478,733.66
Environmental Inspection & Control	148,710.80			Balance Outstanding Dec. 31, 1968	748,321.86
Other Public Safety	47,755.00				
PUBLIC WORKS		1968 REAL PROPERTY VALUATIONS - ASSESSED		PRIOR YEARS TAXES OUTSTANDING	
Streets and Drainage	1,392,778.51	Code	Class	Balance January 1, 1968	1,780,092.50
Sewers and Sewage Processing		1	Vacant Land	Collected in 1968	1,009,782.82
Garbage and Trash Disposal	576,443.56	2	Residential	Cancelled, Abated or Adjusted (1968)	147,629.50
Public Buildings and Grounds	1,066,564.20	3	Farm	Transfers to Tax Title Liens	
Other Public Works	61,298.05	4a	Commercial	Balance December 31, 1968	622,680.18
HEALTH and WELFARE		4b	Industrial		
Health Services Except Environmental	133,106.25	4c	Apartments		
Welfare-Public Assistance	140,116.10		Total Valuation		
Hospitals, Clinics, First Aid	225,000.00		99.99		
Animal, Insect, & Rodent Control	12,010.30				
Other Welfare Services					
RECREATION and CONSERVATION		CAPITAL DEBT AUTHORIZED, DECEMBER 31, 1968		TAX TITLE LIENS OUTSTANDING	
Beaches and Boardwalks	676,386.11	ISSUED AND UNISSUED	GROSS DEBT	Balance January 1, 1968	1,012,337.99
Parks, Playgrounds, Shade Trees	256,034.24	School	550,000.00	Transfers From Taxes	486,599.38
Land Reclamation & Conservation		Self-liquidating	193,000.00	Redeemed in 1968	167,277.05
Other Recreational Services	229,348.42	Other	7,850,000.00	Cancelled, Abated or Adjusted (1968)	10,298.51
EDUCATION (excluding schools)		Total	8,593,000.00	Balance December 31, 1968	1,321,361.81
Libraries	126,633.88			PROPERTY ACQUIRED BY DEED OR FORECLOSURE	
Other Educational Services		ISSUED AND OUTSTANDING		Balance January 1, 1968	595,179.00
STATUTORY EXPENDITURES		School	550,000.00	Transfers From Liens	20,855.00
Pensions & F. I. C. A.	1,342,985.05	Self-liquidating	160,000.00	Sale for Cash (1968)	5,600.00
Employee Fringe Benefits	580,000.00	Other	5,810,000.00	Cancelled, Abated or Adjusted (1968)	
Other Statutory Expenditures		Total	6,520,000.00	Balance December 31, 1968	610,434.00
TOTAL MUNICIPAL FUNCTIONS	12,937,630.24	EQUALIZED VALUATION BASIS	293,427,125.67	CURRENT FINANCES DECEMBER 31, 1968	
CAPITAL IMPROVEMENTS	113,000.00	1968 CAPITAL OUTLAY	153,237.30	ASSETS	
DEBT SERVICE		Beaches and Boardwalks		Cash on Hand Dec. 31, 1968	4,372,253.94
Principal Payments	560,000.00	Parks and Playgrounds		Taxes Receivable	1,371,002.04
Interest Payments	253,493.70	Public Buildings and Grounds		Tax Title Liens	1,321,361.81
Other Debt Administration		Vehicular Equipment		Foreclosed Property	610,434.00
DEFERRED CHARGES	315,164.83	Streets, Roads, Sidewalks, Storm Sewers		Emergencies & Other Deferred Charges	153,000.00
SCHOOL, COUNTY, SPECIAL DISTRICT TAXES	6,361,109.13	Sewer System		State Aid Receivable	109,742.00
RESERVE FOR UNCOLLECTED TAXES	1,770,126.18	Water System	76,043.30	Other Receivables	47,279.81
		Other Utilities		Total	7,985,073.60
		Hospitals and Clinics		LIABILITIES	
		Garbage and Trash Disposal Facilities		Cash Liabilities	1,635,414.56
		Health Equipment		Reserves For Receivables	3,350,077.66
		Library and Education Facilities		Surplus on Hand Dec. 31, 1968	2,999,581.38
		Conservation and Recreation		Total	7,985,073.60
TOTAL EXPENDITURES	22,310,524.08	Other Expenditures	77,194.00		

1304		ATLANTIC HIGHLANDS				PER CAPITA:		PER CENT:	
Population 1960	4,119	Net Valuation Taxable	30,495,082	TAX RATE:		Gross Debt	278.39	Gross Debt	5.12
Population 1968	5,276	State Equalized Value	30,975,197	General Rate Per \$100.		Net Debt	96.50	Net Debt	1.77
		Net Valuation on Which County Taxes are apportioned:	30,397,670	Effective Tax Rate		Debt Service	5.93	Tax Levy Collected	95.73
Moody Rating				General Rate		Total Tax Levy	194.28	Tax Levy Cancelled, Abated or Adjusted	
Land Area	1.20 Sq. Miles	State Equalization Ratio	.9845	Municipal Functions		Municipal Functions	115.50		
1968 EXPENDITURES		1968 REVENUES		1968 PROPERTY TAX					
GENERAL GOVERNMENT		1968 Property Taxes Collected		980,230.26		Local District School Taxes 209,990.00			
Governing Body & Public Boards		1968 Payments in Lieu of Taxes		41,987.53		Regional & Consolidated School Taxes 362,444.48			
Municipal Clerk		Delinquent Tax & Lien Collections		18,750.00		School Taxes in Municipal Budget 178,718.78			
Financial Administration		Business Personality Replacement Taxes		98,894.16		County Taxes 6,439.97			
Assessment of Taxes		Taxes from Public Utilities		7,591.98		County Library Taxes 249,272.81			
Collection of Taxes		Other Miscellaneous Tax Revenues		9,800.00		Local Municipal Purpose Taxes 27,550.00			
Planning, Housing & Development		State Aid Revenues		81,858.43		Veteran & Senior Citizen Taxes 1,034,416.04			
Elections		Federal Aid Revenues		1,239,112.36		Total Taxes for Rate Computation			
General Administration (other)		Sale of Acquired Property		175,000.00		Special District Taxes 1,489.10			
JUDICIARY		Other Miscellaneous Revenues		1,414,112.36		Bank Stock Taxes 15,521.99			
Municipal Courts		Total 1968 Revenues		1968 TAXES COLLECTED		Added and Omitted Taxes 1,023,877.13			
PUBLIC SAFETY		Prior Years Surplus Appropriated		1968 Taxes Cancelled, Abated or Adjusted		Total Taxes Levied 980,230.26			
Fire Protection		TOTAL REVENUES		1968 REAL PROPERTY VALUATIONS - ASSESSED		Transfer To Tax Title Liens 2,570.11			
Police Protection				Code Class %		Balance Outstanding Dec. 31, 1968 41,076.76			
Civil Defense & Disaster Control				1 Vacant Land 3.59		PRIOR YEARS TAXES OUTSTANDING			
Environmental Inspection & Control				2 Residential 75.40		Balance January 1, 1968 44,121.35			
Other Public Safety				3 Farm		Collected in 1968 41,438.14			
PUBLIC WORKS				4a Commercial 11.96		Cancelled, Abated or Adjusted (1968)			
Streets and Drainage				4b Industrial .28		Transfers to Tax Title Liens 484.22			
Sewers and Sewage Processing				4c Apartments 8.77		Balance December 31, 1968 2,198.99			
Garbage and Trash Disposal				Total Valuation 100.00		TAX TITLE LIENS OUTSTANDING			
Public Buildings and Grounds				ISSUED AND UNISSUED		Balance January 1, 1968 10,217.71			
Other Public Works				GROSS DEBT		Transfers From Taxes 3,123.10			
HEALTH and WELFARE				School 593,943.34		Redeemed in 1968 549.39			
Health Services Except Environmental				Self-liquidating 364,600.00		Cancelled, Abated or Adjusted (1968)			
Welfare-Public Assistance				Other 508,600.00		Balance December 31, 1968 12,791.42			
Hospitals, Clinics, First Aid				Total 1,467,143.34		PROPERTY ACQUIRED BY DEED OR FORECLOSURE			
Animal, Insect, & Rodent Control				ISSUED AND OUTSTANDING		Balance January 1, 1968 40,070.00			
Other Welfare Services				School 593,943.34		Transfers From Liens			
RECREATION and CONSERVATION				Self-liquidating 350,600.00		Sale for Cash (1968) 14,250.00			
Beaches and Boardwalks				Other 409,100.00		Cancelled, Abated or Adjusted (1968)			
Parks, Playgrounds, Shade Trees				Total 1,353,643.34		Balance December 31, 1968 25,820.00			
Land Reclamation & Conservation				EQUALIZED VALUATION BASIS		CURRENT FINANCES DECEMBER 31, 1968			
Other Recreational Services				1968 CAPITAL OUTLAY		ASSETS			
EDUCATION (excluding schools)				Beaches and Boardwalks		Cash on Hand Dec. 31, 1968 376,797.37			
Libraries				Parks and Playgrounds		Taxes Receivable 43,275.75			
Other Educational Services				Public Buildings and Grounds		Tax Title Liens 12,791.42			
STATUTORY EXPENDITURES				Vehicular Equipment		Foreclosed Property 25,820.00			
Pensions & F. I. C. A.				Streets, Roads, Sidewalks, Storm Sewers		Emergencies & Other Deferred Charges 14,380.00			
Employee Fringe Benefits				Sewer System		State Aid Receivable 14,811.00			
Other Statutory Expenditures				Water System		Other Receivables 6,570.56			
TOTAL MUNICIPAL FUNCTIONS				Other Utilities		Total 494,446.10			
CAPITAL IMPROVEMENTS				Hospitals and Clinics		LIABILITIES			
DEBT SERVICE				Garbage and Trash Disposal Facilities		Cash Liabilities 139,609.48			
Principal Payments				Health Equipment		Reserves For Receivables 88,457.73			
Interest Payments				Library and Education Facilities		Surplus on Hand Dec. 31, 1968 266,378.89			
Other Debt Administration				Conservation and Recreation		Total 494,446.10			
DEFERRED CHARGES				Other Expenditures					
SCHOOL, COUNTY, SPECIAL DISTRICT TAXES									
RESERVE FOR UNCOLLECTED TAXES									
TOTAL EXPENDITURES									

0401		AUDUBON BORO				PER CAPITA:		PER CENT:	
Population 1960	10,940	Net Valuation Taxable	25,302,088	TAX RATE:		Gross Debt	188.88	Gross Debt	4.03
Population 1968	11,430	State Equalized Value	54,813,882	General Rate Per \$100.	7.12	Net Debt	6.91	Net Debt	.14
		Net Valuation on Which County Taxes		Effective Tax Rate		Debt Service	.47	Tax Levy Collected	98.72
Moody Rating		are apportioned:	55,345,031	General Rate	3.28	Total Tax Levy	151.19	Tax Levy Cancelled, Abated	
Land Area	1.50 Sq. Miles	State Equalization Ratio	.4616	Municipal Functions	1.04	Municipal Functions	50.34	or Adjusted	.12
1968 EXPENDITURES		1968 REVENUES			1968 PROPERTY TAX				
GENERAL GOVERNMENT		1968 Property Taxes Collected			1,706,004.71				
Governing Body & Public Boards		1968 Payments in Lieu of Taxes			17,311.58				
Municipal Clerk		Delinquent Tax & Lien Collections			96,435.00				
Financial Administration		Business Personalty Replacement Taxes			132,377.61				
Assessment of Taxes		Taxes from Public Utilities			7,852.93				
Collection of Taxes		Other Miscellaneous Tax Revenues			43,380.46				
Planning, Housing & Development		State Aid Revenues			2,003,362.29				
Elections		Federal Aid Revenues			95,000.00				
General Administration (other)		Sale of Acquired Property			2,098,362.29				
JUDICIARY		Other Miscellaneous Revenues							
Municipal Courts		Total 1968 Revenues							
PUBIC SAFETY		Prior Years Surplus Appropriated							
Fire Protection		TOTAL REVENUES							
Police Protection		1968 REAL PROPERTY VALUATIONS - ASSESSED							
Civil Defense & Disaster Control		Code			Class				
Environmental Inspection & Control		1			Vacant Land				
Other Public Safety		2			Residential				
PUBIC WORKS		3			Farm				
Streets and Drainage		4a			Commercial				
Sewers and Sewage Processing		4b			Industrial				
Garbage and Trash Disposal		4c			Apartments				
Public Buildings and Grounds		Total Valuation			100.00				
Other Public Works									
HEALTH and WELFARE		CAPITAL DEBT AUTHORIZED, DECEMBER 31, 1968							
Health Services Except Environmental		ISSUED AND UNISSUED			GROSS DEBT				
Welfare-Public Assistance		School			2,080,000.00				
Hospitals, Clinics, First Aid		Self-liquidating			79,000.00				
Animal, Insect, & Rodent Control		Other			2,159,000.00				
Other Welfare Services		Total			79,000.00				
RECREATION and CONSERVATION		ISSUED AND OUTSTANDING							
Beaches and Boardwalks		School			280,000.00				
Parks, Playgrounds, Shade Trees		Self-liquidating			78,440.00				
Land Reclamation & Conservation		Other			358,440.00				
Other Recreational Services		Total							
EDUCATION (excluding schools)		EQUALIZED VALUATION BASIS			53,556,655.67				
Libraries		1968 CAPITAL OUTLAY			19,440.00				
Other Educational Services		Beaches and Boardwalks							
STATUTORY EXPENDITURES		Parks and Playgrounds							
Pensions & F. I. C. A.		Public Buildings and Grounds							
Employee Fringe Benefits		Vehicular Equipment			19,440.00				
Other Statutory Expenditures		Streets, Roads, Sidewalks, Storm Sewers							
TOTAL MUNICIPAL FUNCTIONS		Sewer System							
CAPITAL IMPROVEMENTS		Water System							
DEBT SERVICE		Other Utilities							
Principal Payments		Hospitals and Clinics							
Interest Payments		Garbage and Trash Disposal Facilities							
Other Debt Administration		Health Equipment							
DEFERRED CHARGES		Library and Education Facilities							
SCHOOL, COUNTY, SPECIAL DISTRICT TAXES		Conservation and Recreation							
RESERVE FOR UNCOLLECTED TAXES		Other Expenditures							
TOTAL EXPENDITURES									

0402		AUDUBON PARK BORO				PER CAPITA:		PER CENT:		
Population 1960	1,713	Net Valuation Taxable	737,596	TAX RATE:		Gross Debt	33.70	Gross Debt	4.05	
Population 1968	1,780	State Equalized Value	1,475,192	General Rate Per \$100.		Net Debt	8.80	Net Debt	1.05	
		Net Valuation on Which County Taxes		Effective Tax Rate		Debt Service		Tax Levy Collected		
Moody Rating		are apportioned:	1,460,325	General Rate		Total Tax Levy	59.83	Tax Levy Cancelled, Abated		
Land Area	.15 Sq. Miles	State Equalization Ratio	.5000	Municipal Functions		Municipal Functions	28.92	or Adjusted		
1968 EXPENDITURES		1968 REVENUES				1968 PROPERTY TAX				
GENERAL GOVERNMENT		1968 Property Taxes Collected				106,508.85				
Governing Body & Public Boards		1968 Payments In Lieu of Taxes				Local District School Taxes				
Municipal Clerk		Delinquent Tax & Lien Collections				Regional & Consolidated School Taxes				
Financial Administration		1,725.00	Business Personalty Replacement Taxes				School Taxes in Municipal Budget			
Assessment of Taxes		250.00	Taxes from Public Utilities				County Taxes			
Collection of Taxes		275.00	Other Miscellaneous Tax Revenues				County Library Taxes			
Planning, Housing & Development			State Aid Revenues				Local Municipal Purpose Taxes			
Elections		535.00	Federal Aid Revenues				Veteran & Senior Citizen Taxes			
General Administration (other)		6,265.00	Sale of Acquired Property				Total Taxes for Rate Computation			
JUDICIARY			Other Miscellaneous Revenues				Special District Taxes			
Municipal Courts		1,490.00	Total 1968 Revenues				Bank Stock Taxes			
PUBLIC SAFETY			Prior Years Surplus Appropriated				Added and Omitted Taxes			
Fire Protection		4,501.00	TOTAL REVENUES				Total Taxes Levied			
Police Protection		26,700.00					1968 TAXES COLLECTED			
Civil Defense & Disaster Control		1.00					1968 Taxes Cancelled, Abated or Adjusted			
Environmental Inspection & Control			1968 REAL PROPERTY VALUATIONS - ASSESSED				Transfer To Tax Title Liens			
Other Public Safety			Code Class %				Balance Outstanding Dec. 31, 1968			
PUBLIC WORKS			1 Vacant Land							
Streets and Drainage		400.00	2 Residential				722,729.00			
Sewers and Sewage Processing			3 Farm							
Garbage and Trash Disposal			4a Commercial							
Public Buildings and Grounds			4b Industrial							
Other Public Works			4c Apartments							
HEALTH and WELFARE			Total Valuation				722,729.00			
Health Services Except Environmental		1,070.00	CAPITAL DEBT AUTHORIZED, DECEMBER 31, 1968							
Welfare-Public Assistance		2,425.00	ISSUED AND UNISSUED				GROSS DEBT			
Hospitals, Clinics, First Aid			School				60,000.00			
Animal, Insect, & Rodent Control		360.00	Self-liquidating				NET DEBT			
Other Welfare Services			Other				15,664.39			
RECREATION and CONSERVATION			Total				60,000.00			
Beaches and Boardwalks			ISSUED AND OUTSTANDING							
Parks, Playgrounds, Shade Trees		200.00	School				60,000.00			
Land Reclamation & Conservation			Self-liquidating							
Other Recreational Services		570.00	Other							
EDUCATION (excluding schools)			Total				60,000.00			
Libraries		800.00	EQUALIZED VALUATION BASIS				1,477,853.67			
Other Educational Services			1968 CAPITAL OUTLAY							
STATUTORY EXPENDITURES			Beaches and Boardwalks				CURRENT FINANCES DECEMBER 31, 1968			
Pensions & F. I. C. A.		3,100.00	Parks and Playgrounds				ASSETS			
Employee Fringe Benefits		749.00	Public Buildings and Grounds				Cash on Hand Dec. 31, 1968			
Other Statutory Expenditures			Vehicular Equipment				Taxes Receivable			
TOTAL MUNICIPAL FUNCTIONS		51,416.00	Streets, Roads, Sidewalks, Storm Sewers				Tax Title Liens			
CAPITAL IMPROVEMENTS			Sewer System				Foreclosed Property			
DEBT SERVICE			Water System				Emergencies & Other Deferred Charges			
Principal Payments			Other Utilities				State Aid Receivable			
Interest Payments			Hospitals and Clinics				Other Receivables			
Other Debt Administration		69.85	Garbage and Trash Disposal Facilities				Total			
DEFERRED CHARGES			Health Equipment				LIABILITIES			
SCHOOL, COUNTY, SPECIAL DISTRICT TAXES		68,082.25	Library and Education Facilities				Cash Liabilities			
RESERVE FOR UNCOLLECTED TAXES			Conservation and Recreation				Reserves For Receivables			
TOTAL EXPENDITURES		119,568.10	Other Expenditures				Surplus on Hand Dec. 31, 1968			
							Total			
							22,688.31			

0501		AVALON BORO		PER CAPITA:		PER CENT:			
Population 1960	695	Net Valuation Taxable	40,527,175	TAX RATE:	Gross Debt	1,979.07	Gross Debt	4.77	
Population 1968	1,030	State Equalized Value	51,028,928	General Rate Per \$100.	Net Debt	981.01	Net Debt	2.36	
		Net Valuation on Which County Taxes are apportioned:	46,057,618	Effective Tax Rate	Debt Service	64.07	Tax Levy Collected	96.59	
Moody Rating				General Rate	Total Tax Levy	1,045.91	Tax Levy Cancelled, Abated or Adjusted	.38	
Land Area	5.80 Sq. Miles	State Equalization Ratio	.7942	Municipal Functions	Municipal Functions	252.81			
1968 EXPENDITURES		1968 REVENUES		1968 PROPERTY TAX					
GENERAL GOVERNMENT		1968 Property Taxes Collected		1,040,650.21		Local District School Taxes			144,778.88
Governing Body & Public Boards		1968 Payments in Lieu of Taxes				Regional & Consolidated School Taxes			
Municipal Clerk		Delinquent Tax & Lien Collections		52,487.54		School Taxes in Municipal Budget			
Financial Administration		Business Personalty Replacement Taxes		11,939.00		County Taxes			244,849.70
Assessment of Taxes		Taxes from Public Utilities		59,029.41		County Library Taxes			5,114.36
Collection of Taxes		Other Miscellaneous Tax Revenues				Local Municipal Purpose Taxes			628,902.39
Planning, Housing & Development		State Aid Revenues		11,155.00		Veteran & Senior Citizen Taxes			9,690.00
Elections		Federal Aid Revenues				Total Taxes for Rate Computation			1,033,335.33
General Administration (other)		Sale of Acquired Property				Special District Taxes			
JUDICIARY		Other Miscellaneous Revenues		52,981.23		Bank Stock Taxes			847.61
Municipal Courts		Total 1968 Revenues		1,228,242.39		Added and Omitted Taxes			52,801.89
PUBLIC SAFETY		Prior Years Surplus Appropriated		317,100.00		Total Taxes Levied			1,077,294.83
Fire Protection		TOTAL REVENUES		1,545,342.39		1968 TAXES COLLECTED			1,040,650.21
Police Protection						1968 Taxes Cancelled, Abated or Adjusted			4,124.71
Civil Defense & Disaster Control						Transfer To Tax Title Liens			589.70
Environmental Inspection & Control						Balance Outstanding Dec. 31, 1968			32,298.88
Other Public Safety						PRIOR YEARS TAXES OUTSTANDING			
PUBLIC WORKS		1968 REAL PROPERTY VALUATIONS - ASSESSED				Balance January 1, 1968			52,174.02
Streets and Drainage		Code Class %		5,764,625.00		Collected in 1968			51,233.06
Sewers and Sewage Processing		1 Vacant Land 14.34		30,489,575.00		Cancelled, Abated or Adjusted (1968)			500.95
Garbage and Trash Disposal		2 Residential 75.86		3,569,050.00		Transfers to Tax Title Liens			31.00
Public Buildings and Grounds		3 Farm		38,500.00		Balance December 31, 1968			409.01
Other Public Works		4a Commercial 8.88		329,225.00		TAX TITLE LIENS OUTSTANDING			
HEALTH and WELFARE		4b Industrial .10		40,190,975.00		Balance January 1, 1968			37,500.73
Health Services Except Environmental		4c Apartments .82				Transfers From Taxes			620.70
Welfare-Public Assistance		Total Valuation 100.00				Redeemed in 1968			1,254.48
Hospitals, Clinics, First Aid						Cancelled, Abated or Adjusted (1968)			
Animal, Insect, & Rodent Control						Balance December 31, 1968			36,866.95
Other Welfare Services						PROPERTY ACQUIRED BY DEED OR FORECLOSURE			
RECREATION and CONSERVATION						Balance January 1, 1968			762,668.25
Beaches and Boardwalks						Transfers From Liens			
Parks, Playgrounds, Shade Trees						Sale for Cash (1968)			436,000.00
Land Reclamation & Conservation						Cancelled, Abated or Adjusted (1968)			
Other Recreational Services						Balance December 31, 1968			326,668.25
EDUCATION (excluding schools)						CURRENT FINANCES DECEMBER 31, 1968			
Libraries						ASSETS			
Other Educational Services						Cash on Hand Dec. 31, 1968			946,287.14
STATUTORY EXPENDITURES						Taxes Receivable			32,707.89
Pensions & F. I. C. A.						Tax Title Liens			36,866.95
Employee Fringe Benefits						Foreclosed Property			326,668.25
Other Statutory Expenditures						Emergencies & Other Deferred Charges			318,714.58
TOTAL MUNICIPAL FUNCTIONS						State Aid Receivable			31,579.00
CAPITAL IMPROVEMENTS						Other Receivables			155,587.58
Debt Service						Total			1,848,411.39
Principal Payments						LIABILITIES			
Interest Payments						Cash Liabilities			485,363.54
Other Debt Administration						Reserves For Receivables			551,830.67
DEFERRED CHARGES						Surplus on Hand Dec. 31, 1968			811,217.18
SCHOOL, COUNTY, SPECIAL DISTRICT TAXES						Total			1,848,411.39
RESERVE FOR UNCOLLECTED TAXES									
TOTAL EXPENDITURES									

1305		AVON BY THE SEA BORO				PER CAPITA:		PER CENT:	
Population 1960	1,707	Net Valuation Taxable	23,483,735	TAX RATE:		Gross Debt	237.63	Gross Debt	2.05
Population 1968	1,860	State Equalized Value	23,086,644	General Rate Per \$100.	2.29	Net Debt	176.34	Net Debt	1.52
Moody Rating		Net Valuation on Which County Taxes are apportioned:	22,660,286	Effective Tax Rate		Debt Service	14.63	Tax Levy Collected	94.18
Land Area	40 Sq. Miles	State Equalization Ratio	1.0172	General Rate	2.32	Total Tax Levy	281.76	Tax Levy Cancelled, Abated or Adjusted	.24
1968 EXPENDITURES		1968 REVENUES			1968 PROPERTY TAX				
GENERAL GOVERNMENT									
Governing Body & Public Boards		1968 Property Taxes Collected			493,605.27	Local District School Taxes		217,221.50	
Municipal Clerk		1968 Payments in Lieu of Taxes				Regional & Consolidated School Taxes			
Financial Administration	10,661.98	Delinquent Tax & Lien Collections			19,608.78	School Taxes in Municipal Budget			
Assessment of Taxes	1,855.76	Business Personalty Replacement Taxes			7,241.00	County Taxes		130,603.18	
Collection of Taxes	5,425.00	Taxes from Public Utilities			26,261.18	County Library Taxes			
Planning, Housing & Development		Other Miscellaneous Tax Revenues				Local Municipal Purpose Taxes		174,385.87	
Elections	1,500.00	State Aid Revenues			2,090.00	Veteran & Senior Citizen Taxes		14,540.00	
General Administration (other)	23,008.60	Federal Aid Revenues				Total Taxes for Rate Computation		536,750.55	
JUDICIARY		Sale of Acquired Property				Special District Taxes			
Municipal Courts	2,800.00	Other Miscellaneous Revenues			216,635.59	Bank Stock Taxes		414.13	
PUBLIC SAFETY		Total 1968 Revenues			765,441.82	Added and Omitted Taxes		1,449.17	
Fire Protection	3,550.00	Prior Years Surplus Appropriated			54,186.07	Total Taxes Levied		524,073.85	
Police Protection	82,081.33	TOTAL REVENUES			819,627.89	1968 TAXES COLLECTED		493,605.27	
Civil Defense & Disaster Control	50.00					1968 Taxes Cancelled, Abated or Adjusted		1,288.47	
Environmental Inspection & Control	1,477.00	1968 REAL PROPERTY VALUATIONS - ASSESSED				Transfer To Tax Title Liens			
Other Public Safety						Balance Outstanding Dec. 31, 1968		29,180.11	
PUBLIC WORKS									
Streets and Drainage	56,025.00	Code	Class	%		PRIOR YEARS TAXES OUTSTANDING			
Sewers and Sewage Processing	8,200.00	1	Vacant Land	2.34	544,100.00	Balance January 1, 1968		29,871.65	
Garbage and Trash Disposal	28,720.00	2	Residential	84.80	19,754,100.00	Collected in 1968		19,532.27	
Public Buildings and Grounds	17,945.07	3	Farm			Cancelled, Abated or Adjusted (1968)			
Other Public Works		4a	Commercial	9.52	2,216,500.00	Transfers to Tax Title Liens			
HEALTH and WELFARE		4b	Industrial	.45	104,400.00	Balance December 31, 1968		10,339.38	
Health Services Except Environmental	1,150.00	4c	Apartments	2.90	674,500.00				
Welfare-Public Assistance	1,200.00	Total Valuation			23,293,600.00	TAX TITLE LIENS OUTSTANDING			
Hospitals, Clinics, First Aid		CAPITAL DEBT AUTHORIZED, DECEMBER 31, 1968				Balance January 1, 1968		76.51	
Animal, Insect, & Rodent Control	50.00	ISSUED AND UNISSUED				Transfers From Taxes			
Other Welfare Services		GROSS DEBT				Redeemed in 1968		76.51	
RECREATION and CONSERVATION		NET DEBT				Cancelled, Abated or Adjusted (1968)			
Beaches and Boardwalks	33,400.00	School			89,500.00	Balance December 31, 1968		3,875.00	
Parks, Playgrounds, Shade Trees		Self-liquidating			17,000.00	PROPERTY ACQUIRED BY DEED OR FORECLOSURE			
Land Reclamation & Conservation		Other			328,000.00	Balance January 1, 1968		3,875.00	
Other Recreational Services	600.00	Total			434,500.00	Transfers From Liens			
EDUCATION (excluding schools)		ISSUED AND OUTSTANDING				Sale for Cash (1968)			
Libraries	11,875.00	School			89,500.00	Cancelled, Abated or Adjusted (1968)			
Other Educational Services		Self-liquidating			17,000.00	Balance December 31, 1968		3,875.00	
STATUTORY EXPENDITURES		Other			328,000.00	CURRENT FINANCES DECEMBER 31, 1968			
Pensions & F. I. C. A.	17,855.00	Total			442,000.00	ASSETS			
Employee Fringe Benefits	10,380.26	EQUALIZED VALUATION BASIS			21,491,816.33	Cash on Hand Dec. 31, 1968		280,306.83	
Other Statutory Expenditures		1968 CAPITAL OUTLAY			22,428.92	Taxes Receivable		39,519.49	
TOTAL MUNICIPAL FUNCTIONS	319,810.00	Beaches and Boardwalks			10,750.00	Tax Title Liens			
CAPITAL IMPROVEMENTS	4,000.00	Parks and Playgrounds				Foreclosed Property		3,875.00	
DEBT SERVICE		Public Buildings and Grounds				Emergencies & Other Deferred Charges		15,400.00	
Principal Payments	16,000.00	Vehicular Equipment				State Aid Receivable		4,952.00	
Interest Payments	11,226.88	Streets, Roads, Sidewalks, Storm Sewers				Other Receivables		10,068.29	
Other Debt Administration		Sewer System				Total		354,121.61	
DEFERRED CHARGES	27,200.00	Water System				LIABILITIES			
SCHOOL, COUNTY, SPECIAL DISTRICT TAXES	347,824.68	Other Utilities				Cash Liabilities		120,009.01	
RESERVE FOR UNCOLLECTED TAXES	51,994.12	Hospitals and Clinics				Reserves For Receivables		53,462.78	
TOTAL EXPENDITURES	778,055.68	Garbage and Trash Disposal Facilities				Surplus on Hand Dec. 31, 1968		180,649.82	
		Health Equipment				Total		354,121.61	
		Library and Education Facilities							
		Conservation and Recreation							
		Other Expenditures			11,678.92				

1501		BARNEGAT LIGHT BORO				PER CAPITA:		PER CENT:	
Population 1960	287	Net Valuation Taxable	12,568,347	TAX RATE:		Gross Debt	934.85	Gross Debt	2.74
Population 1968	370	State Equalized Value	14,082,181	General Rate Per \$100.		Net Debt	224.32	Net Debt	.65
		Net Valuation on Which County Taxes are apportioned:	13,786,519	Effective Tax Rate		Debt Service	31.62	Tax Levy Collected	94.98
Moody Rating		State Equalization Ratio	.8925	General Rate		Total Tax Levy	793.04	Tax Levy Cancelled, Abated or Adjusted	
Land Area	.62 Sq. Miles			Municipal Functions		Municipal Functions	524.58		
1968 EXPENDITURES		1968 REVENUES		1968 PROPERTY TAX					
GENERAL GOVERNMENT		1968 Property Taxes Collected		278,709.47	Local District School Taxes		41,119.33		
Governing Body & Public Boards		1968 Payments in Lieu of Taxes		14,510.48	Regional & Consolidated School Taxes		55,211.61		
Municipal Clerk		Delinquent Tax & Lien Collections		2,777.00	School Taxes in Municipal Budget		70,890.15		
Financial Administration		Business Personalty Replacement Taxes		13,198.04	County Taxes		2,897.54		
Assessment of Taxes		Taxes from Public Utilities		2,602.00	County Library Taxes		106,143.35		
Collection of Taxes		Other Miscellaneous Tax Revenues			Local Municipal Purpose Taxes		3,830.00		
Planning, Housing & Development		State Aid Revenues			Veteran & Senior Citizen Taxes		280,091.98		
Elections		Federal Aid Revenues			Total Taxes for Rate Computation				
General Administration (other)		Sale of Acquired Property		28,885.48	Special District Taxes		156.65		
JUDICIARY		Other Miscellaneous Revenues		340,682.47	Bank Stock Taxes		17,006.59		
Municipal Courts		Total 1968 Revenues		47,000.00	Added and Omitted Taxes		293,425.22		
PUBLIC SAFETY		Prior Years Surplus Appropriated		387,682.47	Total Taxes Levied		278,709.47		
Fire Protection		TOTAL REVENUES			1968 TAXES COLLECTED				
Police Protection					1968 Taxes Cancelled, Abated or Adjusted				
Civil Defense & Disaster Control					Transfer To Tax Title Liens		14,715.75		
Environmental Inspection & Control					Balance Outstanding Dec. 31, 1968				
Other Public Safety									
PUBLIC WORKS		1968 REAL PROPERTY VALUATIONS - ASSESSED			PRIOR YEARS TAXES OUTSTANDING				
Streets and Drainage		Code Class %			Balance January 1, 1968		17,709.13		
Sewers and Sewage Processing		1 Vacant Land 14.59		1,837,600.00	Collected in 1968		14,029.26		
Garbage and Trash Disposal		2 Residential 72.59		9,082,300.00	Cancelled, Abated or Adjusted (1968)				
Public Buildings and Grounds		3 Farm 10.87		1,360,100.00	Transfers to Tax Title Liens		3,679.87		
Other Public Works		4a Commercial 10.87		231,500.00	Balance December 31, 1968				
HEALTH and WELFARE		4b Industrial 1.85		12,511,500.00	TAX TITLE LIENS OUTSTANDING				
Health Services Except Environmental		4c Apartments 1.85			Balance January 1, 1968		1,851.48		
Welfare-Public Assistance		Total Valuation 100.00			Transfers From Taxes		481.22		
Hospitals, Clinics, First Aid					Cancelled, Abated or Adjusted (1968)		1,370.26		
Animal, Insect, & Rodent Control					Balance December 31, 1968				
Other Welfare Services					PROPERTY ACQUIRED BY DEED OR FORECLOSURE		2,700.00		
RECREATION and CONSERVATION					Balance January 1, 1968				
Beaches and Boardwalks					Transfers From Liens		160,194.81		
Parks, Playgrounds, Shade Trees					Sale for Cash (1968)				
Land Reclamation & Conservation					Cancelled, Abated or Adjusted (1968)		2,700.00		
Other Recreational Services					Balance December 31, 1968				
EDUCATION (excluding schools)					CURRENT FINANCES DECEMBER 31, 1968				
Libraries					ASSETS				
Other Educational Services					Cash on Hand Dec. 31, 1968		224,643.07		
STATUTORY EXPENDITURES					Taxes Receivable		18,395.62		
Pensions & F. I. C. A.					Tax Title Liens		1,370.26		
Employee Fringe Benefits					Foreclosed Property		2,700.00		
Other Statutory Expenditures					Emergencies & Other Deferred Charges		10,935.00		
TOTAL MUNICIPAL FUNCTIONS					State Aid Receivable		9,662.00		
CAPITAL IMPROVEMENTS					Other Receivables		14,248.54		
DEBT SERVICE					Total		281,954.49		
Principal Payments					LIABILITIES				
Interest Payments					Cash Liabilities		85,045.26		
Other Debt Administration					Reserves For Receivables		36,714.42		
DEFERRED CHARGES					Surplus on Hand Dec. 31, 1968		160,194.81		
SCHOOL, COUNTY, SPECIAL DISTRICT TAXES					Total		281,954.49		
RESERVE FOR UNCOLLECTED TAXES									
TOTAL EXPENDITURES									

0403		BARRINGTON BORO				PER CAPITA:		PER CENT:		
Population 1960	7,943	Net Valuation Taxable	19,199,415	TAX RATE:		Gross Debt	116.68	Gross Debt	2.58	
Population 1968	9,710	State Equalized Value	42,836,713	General Rate Per \$100.		Net Debt	18.82	Net Debt	.41	
		Net Valuation on Which County Taxes		Effective Tax Rate		Debt Service	4.32	Tax Levy Collected	98.02	
Moody Rating		are apportioned:	45,768,102	General Rate		Total Tax Levy	154.20	Tax Levy Cancelled, Abated		
Land Area	1.66 Sq. Miles	State Equalization Ratio	.4482	Municipal Functions		Municipal Functions	59.22	or Adjusted	.13	
1968 EXPENDITURES		1968 REVENUES			1968 PROPERTY TAX					
GENERAL GOVERNMENT		1968 Property Taxes Collected			1,467,752.27		Local District School Taxes			855,760.00
Governing Body & Public Boards		1968 Payments in Lieu of Taxes					Regional & Consolidated School Taxes			
Municipal Clerk		Delinquent Tax & Lien Collections			108,300.12		School Taxes in Municipal Budget			
Financial Administration		7,058.06	Business Personality Replacement Taxes			196,448.00	County Taxes			446,433.93
Assessment of Taxes		12,785.68	Taxes from Public Utilities			86,647.68	County Library Taxes			5,486.03
Collection of Taxes		5,840.00	Other Miscellaneous Tax Revenues			6,943.08	Local Municipal Purpose Taxes			182,387.83
Planning, Housing & Development		7,176.72	State Aid Revenues			3,154.68	Veteran & Senior Citizen Taxes			49,300.00
Elections			Federal Aid Revenues				Total Taxes for Rate Computation			1,539,367.79
General Administration (other)		45,351.80	Sale of Acquired Property				Special District Taxes			
JUDICIARY			Other Miscellaneous Revenues			27,228.68	Bank Stock Taxes			412.84
Municipal Courts		3,150.00	Total 1968 Revenues			1,896,474.51	Added and Omitted Taxes			6,871.13
PUBLIC SAFETY			Prior Years Surplus Appropriated				Total Taxes Levied			1,497,351.76
Fire Protection		12,794.68	TOTAL REVENUES			1,896,474.51	1968 TAXES COLLECTED			1,467,752.27
Police Protection		113,392.41					1968 Taxes Cancelled, Abated or Adjusted			1,979.72
Civil Defense & Disaster Control		1,200.00					Transfer To Tax Title Liens			1,070.92
Environmental Inspection & Control		8,050.00					Balance Outstanding Dec. 31, 1968			26,924.15
Other Public Safety										
PUBLIC WORKS			1968 REAL PROPERTY VALUATIONS - ASSESSED				PRIOR YEARS TAXES OUTSTANDING			
Streets and Drainage		91,436.66	Code	Class	%	181,044.00	Balance January 1, 1968			109,211.14
Sewers and Sewage Processing			1	Vacant Land	.95	12,304,326.00	Collected in 1968			108,300.12
Garbage and Trash Disposal		27,500.00	2	Residential	64.50		Cancelled, Abated or Adjusted (1968)			622.18
Public Buildings and Grounds		11,558.15	3	Farm		1,768,730.00	Transfers to Tax Title Liens			288.84
Other Public Works			4a	Commercial	9.27	3,207,750.00	Balance December 31, 1968			
HEALTH and WELFARE			4b	Industrial	16.82	1,613,500.00	TAX TITLE LIENS OUTSTANDING			
Health Services Except Environmental		3,050.00	4c	Apartments	8.46	19,075,350.00	Balance January 1, 1968			2,621.59
Welfare-Public Assistance		1,100.00	Total Valuation			100.00	Transfers From Taxes			1,359.76
Hospitals, Clinics, First Aid			CAPITAL DEBT AUTHORIZED, DECEMBER 31, 1968				Redeemed in 1968			
Animal, Insect, & Rodent Control			ISSUED AND UNISSUED			GROSS DEBT	Cancelled, Abated or Adjusted (1968)			
Other Welfare Services			School			738,000.00	Balance December 31, 1968			3,981.35
RECREATION and CONSERVATION			Self-liquidating			209,293.10	PROPERTY ACQUIRED BY DEED OR FORECLOSURE			
Beaches and Boardwalks			Other			185,714.05	Balance January 1, 1968			3,342.00
Parks, Playgrounds, Shade Trees		11,152.37	Total			1,133,007.15	Transfers From Liens			
Land Reclamation & Conservation			ISSUED AND OUTSTANDING				Sale for Cash (1968)			
Other Recreational Services		2,050.00	School			738,000.00	Cancelled, Abated or Adjusted (1968)			
EDUCATION (excluding schools)			Self-liquidating			203,800.00	Balance December 31, 1968			3,342.00
Libraries		2,300.00	Other			185,095.00	CURRENT FINANCES DECEMBER 31, 1968			
Other Educational Services			Total			1,126,895.00	ASSETS			
STATUTORY EXPENDITURES			EQUALIZED VALUATION BASIS			43,882,466.00	Cash on Hand Dec. 31, 1968			288,434.41
Pensions & F. I. C. A.		22,038.45	1968 CAPITAL OUTLAY			17,419.98	Taxes Receivable			26,924.15
Employee Fringe Benefits		7,250.00	Beaches and Boardwalks				Tax Title Liens			3,981.35
Other Statutory Expenditures			Parks and Playgrounds				Foreclosed Property			3,342.00
TOTAL MUNICIPAL FUNCTIONS		396,234.98	Public Buildings and Grounds				Emergencies & Other Deferred Charges			2,035.00
CAPITAL IMPROVEMENTS		2,165.00	Vehicular Equipment				State Aid Receivable			16,000.00
DEBT SERVICE			Streets, Roads, Sidewalks, Storm Sewers				Other Receivables			2,696.46
Principal Payments		32,430.00	Sewer System			81.72	Total			343,413.37
Interest Payments		9,566.13	Water System				LIABILITIES			
Other Debt Administration			Other Utilities				Cash Liabilities			37,123.88
DEFERRED CHARGES		24,598.61	Hospitals and Clinics				Reserves For Receivables			36,064.76
SCHOOL, COUNTY, SPECIAL DISTRICT TAXES		1,307,679.96	Garbage and Trash Disposal Facilities				Surplus on Hand Dec. 31, 1968			270,224.73
RESERVE FOR UNCOLLECTED TAXES		110,127.48	Health Equipment				Total			343,413.37
TOTAL EXPENDITURES		1,882,802.16	Library and Education Facilities							
			Conservation and Recreation							
			Other Expenditures			17,338.26				

0301		BASS RIVER TWP				PER CAPITA:	PER CENT:
Population 1960	737	Net Valuation Taxable	5,939,372	TAX RATE:		Gross Debt	Gross Debt
Population 1968	740	State Equalized Value	6,169,494	General Rate Per \$100.	3.28	Net Debt	Net Debt
		Net Valuation on Which County Taxes are apportioned:	6,372,824	Effective Tax Rate		Debt Service	Tax Levy Collected 77.63
Moody Rating		State Equalization Ratio	.9627	General Rate	3.15	Total Tax Levy	252.31
Land Area	79.65 Sq. Miles			Municipal Functions	1.72	Municipal Functions	143.54
							or Adjusted .32
1968 EXPENDITURES		1968 REVENUES		1968 PROPERTY TAX			
GENERAL GOVERNMENT		1968 Property Taxes Collected		144,947.11	Local District School Taxes		143,848.00
Governing Body & Public Boards		1968 Payments in Lieu of Taxes			Regional & Consolidated School Taxes		
Municipal Clerk		Delinquent Tax & Lien Collections		75,115.55	School Taxes in Municipal Budget		
Financial Administration	2,500.00	Business Personality Replacement Taxes		17,996.00	County Taxes		32,219.25
Assessment of Taxes	3,100.00	Taxes from Public Utilities		16,499.24	County Library Taxes		1,628.47
Collection of Taxes	2,584.00	Other Miscellaneous Tax Revenues		1,038.60	Local Municipal Purpose Taxes		8,088.00
Planning, Housing & Development	300.00	State Aid Revenues		3,261.00	Veteran & Senior Citizen Taxes		8,780.00
Elections		Federal Aid Revenues			Total Taxes for Rate Computation		194,563.72
General Administration (other)	6,236.00	Sale of Acquired Property			Special District Taxes		
JUDICIARY		Other Miscellaneous Revenues		15,730.96	Bank Stock Taxes		
Municipal Courts	1,600.00	Total 1968 Revenues		274,588.46	Added and Omitted Taxes		931.52
PUBLIC SAFETY		Prior Years Surplus Appropriated		23,000.00	Total Taxes Levied		186,715.24
Fire Protection	3,480.00	TOTAL REVENUES		297,588.46	1968 TAXES COLLECTED		144,947.11
Police Protection	600.00	1968 REAL PROPERTY VALUATIONS - ASSESSED			1968 Taxes Cancelled, Abated or Adjusted		612.48
Civil Defense & Disaster Control	200.00	Code Class %			Transfer To Tax Title Liens		1,074.73
Environmental Inspection & Control	275.00	1 2 Vacant Land 32.87		1,837,920.00	Balance Outstanding Dec. 31, 1968		42,541.39
Other Public Safety		2 Residential 48.37		2,704,670.00	PRIOR YEARS TAXES OUTSTANDING		
PUBLIC WORKS		3 Farm 6.11		341,640.00	Balance January 1, 1968		40,874.01
Streets and Drainage	14,100.00	4a Commercial 12.65		707,650.00	Collected in 1968		29,647.98
Sewers and Sewage Processing	600.00	4b Industrial			Cancelled, Abated or Adjusted (1968)		
Garbage and Trash Disposal	200.00	4c Apartments			Transfers to Tax Title Liens		
Public Buildings and Grounds		Total Valuation 100.00		5,591,880.00	Balance December 31, 1968		11,226.03
Other Public Works		CAPITAL DEBT AUTHORIZED, DECEMBER 31, 1968			TAX TITLE LIENS OUTSTANDING		
HEALTH and WELFARE		ISSUED AND UNISSUED			Balance January 1, 1968		65,429.69
Health Services Except Environmental	50.00	School			Transfers From Taxes		1,074.73
Welfare-Public Assistance	730.00	Self-liquidating			Redeemed in 1968		45,467.57
Hospitals, Clinics, First Aid		Other			Cancelled, Abated or Adjusted (1968)		
Animal, Insect, & Rodent Control	900.00	Total			Balance December 31, 1968		21,036.85
Other Welfare Services		ISSUED AND OUTSTANDING			PROPERTY ACQUIRED BY DEED OR FORECLOSURE		
RECREATION and CONSERVATION		School			Balance January 1, 1968		
Beaches and Boardwalks		Self-liquidating			Transfers From Liens		
Parks, Playgrounds, Shade Trees		Other			Sale for Cash (1968)		
Land Reclamation & Conservation		Total			Cancelled, Abated or Adjusted (1968)		
Other Recreational Services		EQUALIZED VALUATION BASIS		6,739,931.00	Balance December 31, 1968		
EDUCATION (excluding schools)		1968 CAPITAL OUTLAY			CURRENT FINANCES DECEMBER 31, 1968		
Libraries		Beaches and Boardwalks			ASSETS		
Other Educational Services		Parks and Playgrounds			Cash on Hand Dec. 31, 1968		118,511.71
STATUTORY EXPENDITURES		Public Buildings and Grounds			Taxes Receivable		53,767.42
Pensions & F. I. C. A.	1,100.00	Vehicular Equipment			Tax Title Liens		21,036.85
Employee Fringe Benefits		Streets, Roads, Sidewalks, Storm Sewers			Foreclosed Property		
Other Statutory Expenditures		Sewer System			Emergencies & Other Deferred Charges		3,950.00
TOTAL MUNICIPAL FUNCTIONS	38,555.00	Water System			State Aid Receivable		
CAPITAL IMPROVEMENTS	1,000.00	Other Utilities			Other Receivables		3,009.80
DEBT SERVICE		Hospitals and Clinics			Total		200,275.78
Principal Payments		Garbage and Trash Disposal Facilities			LIABILITIES		
Interest Payments		Health Equipment			Cash Liabilities		60,991.49
Other Debt Administration	4,070.00	Library and Education Facilities			Reserves For Receivables		77,814.07
DEFERRED CHARGES		Conservation and Recreation			Surplus on Hand Dec. 31, 1968		61,470.22
SCHOOL, COUNTY, SPECIAL DISTRICT TAXES	177,695.72	Other Expenditures			Total		200,275.78
RESERVE FOR UNCOLLECTED TAXES	62,600.00						
TOTAL EXPENDITURES	283,920.72						

1502		BAY HEAD BORO			PER CAPITA:		PER CENT:	
Population 1960	824	Net Valuation Taxable	18,487,913	TAX RATE:	Gross Debt	465.63	Gross Debt	1.60
Population 1968	850	State Equalized Value	26,377,390	General Rate Per \$100.	Net Debt	259.75	Net Debt	.89
		Net Valuation on Which County Taxes		Effective Tax Rate	Debt Service	38.68	Tax Levy Collected	95.01
Moody Rating		are apportioned:	24,823,047	General Rate	Total Tax Levy	562.42	Tax Levy Cancelled, Abated	
Land Area	.65 Sq. Miles	State Equalization Ratio	.7009	Municipal Functions	Municipal Functions	294.97	or Adjusted	
1968 EXPENDITURES		1968 REVENUES			1968 PROPERTY TAX			
GENERAL GOVERNMENT								
Governing Body & Public Boards		1968 Property Taxes Collected			Local District School Taxes			
Municipal Clerk		1968 Payments in Lieu of Taxes			Regional & Consolidated School Taxes			
Financial Administration	1,598.00	Delinquent Tax & Lien Collections			School Taxes in Municipal Budget			
Assessment of Taxes	4,150.00	Business Personalty Replacement Taxes			County Taxes			
Collection of Taxes		Taxes from Public Utilities			County Library Taxes			
Planning, Housing & Development		Other Miscellaneous Tax Revenues			Local Municipal Purpose Taxes			
Elections	400.00	State Aid Revenues			Veteran & Senior Citizen Taxes			
General Administration (other)	16,000.00	Federal Aid Revenues			Total Taxes for Rate Computation			
JUDICIARY		Sale of Acquired Property			Special District Taxes			
Municipal Courts	3,400.00	Other Miscellaneous Revenues			Bank Stock Taxes			
PUBLIC SAFETY		Total 1968 Revenues			Added and Omitted Taxes			
Fire Protection	8,950.00	Prior Years Surplus Appropriated			Total Taxes Levied			
Police Protection	47,500.00	TOTAL REVENUES			1968 TAXES COLLECTED			
Civil Defense & Disaster Control	800.00				1968 Taxes Cancelled, Abated or Adjusted			
Environmental Inspection & Control	625.00	1968 REAL PROPERTY VALUATIONS - ASSESSED			Transfer To Tax Title Liens			
Other Public Safety					Balance Outstanding Dec. 31, 1968			
PUBLIC WORKS								
Streets and Drainage	24,450.00	Code Class %			PRIOR YEARS TAXES OUTSTANDING			
Sewers and Sewage Processing	18,450.00	1 Vacant Land 5.48			Balance January 1, 1968			
Garbage and Trash Disposal	20,500.00	2 Residential 85.62			Collected in 1968			
Public Buildings and Grounds	4,500.00	3 Farm 7.91			Cancelled, Abated or Adjusted (1968)			
Other Public Works		4a Commercial 7.91			Transfers to Tax Title Liens			
HEALTH and WELFARE		4b Industrial .99			Balance December 31, 1968			
Health Services Except Environmental	235.00	4c Apartments .99						
Welfare-Public Assistance	300.00	Total Valuation 100.00			TAX TITLE LIENS OUTSTANDING			
Hospitals, Clinics, First Aid	65.00				Balance January 1, 1968			
Animal, Insect, & Rodent Control	400.00				Transfers From Taxes			
Other Welfare Services					Redeemed in 1968			
RECREATION and CONSERVATION					Cancelled, Abated or Adjusted (1968)			
Beaches and Boardwalks	1,500.00				Balance December 31, 1968			
Parks, Playgrounds, Shade Trees	600.00				PROPERTY ACQUIRED BY DEED OR FORECLOSURE			
Land Reclamation & Conservation					Balance January 1, 1968			
Other Recreational Services					Transfers From Liens			
EDUCATION (excluding schools)					Sale for Cash (1968)			
Libraries	425.00				Cancelled, Abated or Adjusted (1968)			
Other Educational Services					Balance December 31, 1968			
STATUTORY EXPENDITURES								
Pensions & F. I. C. A.	8,865.00				CURRENT FINANCES DECEMBER 31, 1968			
Employee Fringe Benefits	2,452.00				ASSETS			
Other Statutory Expenditures					Cash on Hand Dec. 31, 1968			
TOTAL MUNICIPAL FUNCTIONS	166,165.00				Taxes Receivable			
CAPITAL IMPROVEMENTS	5,000.00				Tax Title Liens			
DEBT SERVICE					Foreclosed Property			
Principal Payments	26,000.00				Emergencies & Other Deferred Charges			
Interest Payments	6,880.00				State Aid Receivable			
Other Debt Administration					Other Receivables			
DEFERRED CHARGES	4,130.00				Total			
SCHOOL, COUNTY, SPECIAL DISTRICT TAXES	345,937.46				LIABILITIES			
RESERVE FOR UNCOLLECTED TAXES	42,552.46				Cash Liabilities			
TOTAL EXPENDITURES	596,664.92				Reserves For Receivables			
					Surplus on Hand Dec. 31, 1968			
					Total			

0901		BAYONNE CITY			PER CAPITA:		PER CENT:	
Population 1960	74,215	Net Valuation Taxable	120,570,848	TAX RATE:	Gross Debt	185.46	Gross Debt	4.20
Population 1968	74,000	State Equalized Value	323,680,128	General Rate Per \$100.	Net Debt	97.43	Net Debt	2.20
		Net Valuation on Which County Taxes		Effective Tax Rate	Debt Service	9.02	Tax Levy Collected	95.60
Moody Rating	BAA	are apportioned:	338,851,711	General Rate	Total Tax Levy	189.62	Tax Levy Cancelled, Abated	
Land Area	4.30 Sq. Miles	State Equalization Ratio	.3725	Municipal Functions	Municipal Functions	144.84	or Adjusted	.27
1968 EXPENDITURES		1968 REVENUES			1968 PROPERTY TAX			
GENERAL GOVERNMENT								
Governing Body & Public Boards	71,950.00	1968 Property Taxes Collected			13,414,990.17			
Municipal Clerk	58,950.00	1968 Payments in Lieu of Taxes			76,498.40			
Financial Administration	70,400.00	Delinquent Tax & Lien Collections			571,352.49			
Assessment of Taxes	53,200.00	Business Personalty Replacement Taxes			1,938,127.00			
Collection of Taxes	92,500.00	Taxes from Public Utilities			571,634.75			
Planning, Housing & Development	31,550.00	Other Miscellaneous Tax Revenues						
Elections	13,300.00	State Aid Revenues			167,316.69			
General Administration (other)	511,640.00	Federal Aid Revenues						
JUDICIARY		Sale of Acquired Property						
Municipal Courts	49,730.00	Other Miscellaneous Revenues			3,410,498.81			
PUBLIC SAFETY		Total 1968 Revenues			20,150,418.31			
Fire Protection	1,724,780.00	Prior Years Surplus Appropriated						
Police Protection	1,726,360.00	TOTAL REVENUES			20,150,418.31			
Civil Defense & Disaster Control	21,710.00							
Environmental Inspection & Control	118,230.00	1968 REAL PROPERTY VALUATIONS - ASSESSED						
Other Public Safety	35,000.00							
PUBLIC WORKS								
Streets and Drainage	535,920.00	Code	Class	%				
Sewers and Sewage Processing	53,500.00	1	Vacant Land	2.47	2,921,300.00			
Garbage and Trash Disposal	419,417.84	2	Residential	36.94	43,706,700.00			
Public Buildings and Grounds	239,440.00	3	Farm					
Other Public Works		4a	Commercial	15.69	18,561,000.00			
HEALTH and WELFARE		4b	Industrial	37.69	44,600,600.00			
Health Services Except Environmental	133,200.00	4c	Apartments	7.21	8,531,900.00			
Welfare-Public Assistance	194,500.00	Total Valuation			118,321,500.00			
Hospitals, Clinics, First Aid	131,500.00	CAPITAL DEBT AUTHORIZED, DECEMBER 31, 1968						
Animal, Insect, & Rodent Control	1,400.00	ISSUED AND UNISSUED			GROSS DEBT			
Other Welfare Services	24,640.00	School			4,000.00			
RECREATION and CONSERVATION		Self-liquidating			4,637,000.00			
Beaches and Boardwalks	6,500.00	Other			9,083,357.00			
Parks, Playgrounds, Shade Trees	340,500.00	Total			13,724,357.00			
Land Reclamation & Conservation		ISSUED AND OUTSTANDING						
Other Recreational Services	152,250.00	School			4,000.00			
EDUCATION (excluding schools)		Self-liquidating			4,637,000.00			
Libraries	289,800.00	Other			6,917,700.00			
Other Educational Services		Total			11,558,700.00			
STATUTORY EXPENDITURES		EQUALIZED VALUATION BASIS			326,612,375.67			
Pensions & F. I. C. A.	1,115,517.62	1968 CAPITAL OUTLAY			999,356.96			
Employee Fringe Benefits	104,000.00	Beaches and Boardwalks						
Other Statutory Expenditures		Parks and Playgrounds			48,839.52			
TOTAL MUNICIPAL FUNCTIONS	8,321,385.46	Public Buildings and Grounds						
CAPITAL IMPROVEMENTS	35,000.00	Vehicular Equipment			100.00			
DEBT SERVICE		Streets, Roads, Sidewalks, Storm Sewers			117,385.44			
Principal Payments	239,000.00	Sewer System			182,795.00			
Interest Payments	428,238.00	Water System						
Other Debt Administration	500.00	Other Utilities						
DEFERRED CHARGES	424,279.70	Hospitals and Clinics						
SCHOOL, COUNTY, SPECIAL DISTRICT TAXES	8,297,145.42	Garbage and Trash Disposal Facilities						
RESERVE FOR UNCOLLECTED TAXES	1,269,965.36	Health Equipment						
		Library and Education Facilities						
		Conservation and Recreation						
TOTAL EXPENDITURES	19,015,513.94	Other Expenditures			650,237.00			
					1968 TAXES COLLECTED			
					13,414,990.17			
					1968 Taxes Cancelled, Abated or Adjusted			
					38,223.47			
					Transfer To Tax Title Liens			
					96,505.26			
					Balance Outstanding Dec. 31, 1968			
					482,717.94			
					PRIOR YEARS TAXES OUTSTANDING			
					Balance January 1, 1968			
					5,004,193.99			
					Collected in 1968			
					567,712.51			
					Cancelled, Abated or Adjusted (1968)			
					3,817,653.34			
					Transfers to Tax Title Liens			
					35,746.40			
					Balance December 31, 1968			
					583,081.74			
					TAX TITLE LIENS OUTSTANDING			
					Balance January 1, 1968			
					117,469.63			
					Transfers From Taxes			
					136,103.89			
					Redeemed in 1968			
					3,639.98			
					Cancelled, Abated or Adjusted (1968)			
					6,947.11			
					Balance December 31, 1968			
					242,986.43			
					PROPERTY ACQUIRED BY DEED OR FORECLOSURE			
					Balance January 1, 1968			
					11,373,460.50			
					Transfers From Liens			
					10,100.00			
					Sale for Cash (1968)			
					2,620,500.00			
					Cancelled, Abated or Adjusted (1968)			
					85,500.00			
					Balance December 31, 1968			
					8,677,560.50			
					CURRENT FINANCES DECEMBER 31, 1968			
					ASSETS			
					Cash on Hand Dec. 31, 1968			
					3,104,217.34			
					Taxes Receivable			
					1,065,799.68			
					Tax Title Liens			
					242,986.43			
					Foreclosed Property			
					8,677,560.50			
					Emergencies & Other Deferred Charges			
					298,370.97			
					State Aid Receivable			
					168,300.00			
					Other Receivables			
					403,056.31			
					Total			
					13,960,291.23			
					LIABILITIES			
					Cash Liabilities			
					1,058,088.07			
					Reserves For Receivables			
					10,389,402.92			
					Surplus on Hand Dec. 31, 1968			
					2,512,800.24			
					Total			
					13,960,291.23			

1503		BEACH HAVEN BORO				PER CAPITA:		PER CENT:	
Population 1960	1,041	Net Valuation Taxable	29,202,184	TAX RATE:		Gross Debt	579.55	Gross Debt	2.33
Population 1968	1,200	State Equalized Value	33,112,806	General Rate Per \$100.		Net Debt	173.28	Net Debt	.69
		Net Valuation on Which County Taxes		Effective Tax Rate		Debt Service	7.09	Tax Levy Collected	96.01
Moody Rating		are apportioned:	32,381,256	General Rate		Total Tax Levy	637.03	Tax Levy Cancelled, Abated	
Land Area	1.00 Sq. Miles	State Equalization Ratio	.8819	Municipal Functions		Municipal Functions	402.09	or Adjusted	.01
1968 EXPENDITURES		1968 REVENUES		1968 PROPERTY TAX					
GENERAL GOVERNMENT		1968 Property Taxes Collected		733,954.04		Local District School Taxes			
Governing Body & Public Boards		1968 Payments in Lieu of Taxes				Regional & Consolidated School Taxes			
Municipal Clerk		Delinquent Tax & Lien Collections		34,427.16		School Taxes in Municipal Budget			
Financial Administration	2,200.00	Business Personalty Replacement Taxes		10,695.00		County Taxes			
Assessment of Taxes	8,800.00	Taxes from Public Utilities		42,180.98		County Library Taxes			
Collection of Taxes	13,400.00	Other Miscellaneous Tax Revenues				Local Municipal Purpose Taxes			
Planning, Housing & Development	3,900.00	State Aid Revenues		11,344.00		Veteran & Senior Citizen Taxes			
Elections		Federal Aid Revenues				Total Taxes for Rate Computation			
General Administration (other)	35,700.00	Sale of Acquired Property		127,750.00		Special District Taxes			
JUDICIARY		Other Miscellaneous Revenues		42,864.15		Bank Stock Taxes			
Municipal Courts	5,840.00	Total 1968 Revenues		1,003,215.33		Added and Omitted Taxes			
PUBLIC SAFETY		Prior Years Surplus Appropriated		95,500.00		Total Taxes Levied			
Fire Protection	12,010.00	TOTAL REVENUES		1,098,715.33		1968 TAXES COLLECTED			
Police Protection	82,100.00	1968 REAL PROPERTY VALUATIONS - ASSESSED				1968 Taxes Cancelled, Abated or Adjusted			
Civil Defense & Disaster Control	1,125.00	Code Class %				Transfer To Tax Title Liens			
Environmental Inspection & Control	2,720.00	1 Vacant Land 6.85		1,956,730.00		Balance Outstanding Dec. 31, 1968			
Other Public Safety		2 Residential 71.69		20,492,625.00		PRIOR YEARS TAXES OUTSTANDING			
PUBLIC WORKS		3 Farm				Balance January 1, 1968			
Streets and Drainage	83,775.00	4a Commercial 16.81		4,806,015.00		Collected in 1968			
Sewers and Sewage Processing		4b Industrial				Cancelled, Abated or Adjusted (1968)			
Garbage and Trash Disposal	41,325.00	4c Apartments 4.65		1,330,080.00		Transfers to Tax Title Liens			
Public Buildings and Grounds	10,800.00	Total Valuation 100.00		28,585,450.00		Balance December 31, 1968			
Other Public Works		CAPITAL DEBT AUTHORIZED, DECEMBER 31, 1968				TAX TITLE LIENS OUTSTANDING			
HEALTH and WELFARE		ISSUED AND UNISSUED		GROSS DEBT		Balance January 1, 1968			
Health Services Except Environmental	925.00	School		424,523.31		Transfers From Taxes			
Welfare-Public Assistance	510.00	Self-liquidating		63,000.00		Redeemed in 1968			
Hospitals, Clinics, First Aid	175.00	Other		207,941.29		Cancelled, Abated or Adjusted (1968)			
Animal, Insect, & Rodent Control	2,290.00	Total		695,464.60		Balance December 31, 1968			
Other Welfare Services		ISSUED AND OUTSTANDING				PROPERTY ACQUIRED BY DEED OR FORECLOSURE			
RECREATION and CONSERVATION		School		424,523.31		Balance January 1, 1968			
Beaches and Boardwalks	26,665.00	Self-liquidating		55,000.00		Transfers From Liens			
Parks, Playgrounds, Shade Trees	6,705.00	Other		94,500.00		Sale for Cash (1968)			
Land Reclamation & Conservation		Total		574,023.31		Cancelled, Abated or Adjusted (1968)			
Other Recreational Services	595.00	EQUALIZED VALUATION BASIS		29,756,822.00		Balance December 31, 1968			
EDUCATION (excluding schools)		1968 CAPITAL OUTLAY		24,657.46		CURRENT FINANCES DECEMBER 31, 1968			
Libraries	9,822.00	Beaches and Boardwalks				ASSETS			
Other Educational Services		Parks and Playgrounds		2,133.56		Cash on Hand Dec. 31, 1968			
STATUTORY EXPENDITURES		Public Buildings and Grounds		8,860.36		Taxes Receivable			
Pensions & F. I. C. A.	25,700.00	Vehicular Equipment				Tax Title Liens			
Employee Fringe Benefits	10,000.00	Streets, Roads, Sidewalks, Storm Sewers				Foreclosed Property			
Other Statutory Expenditures		Sewer System		4,072.93		Emergencies & Other Deferred Charges			
TOTAL MUNICIPAL FUNCTIONS	387,082.00	Water System				State Aid Receivable			
CAPITAL IMPROVEMENTS	5,500.00	Other Utilities				Other Receivables			
DEBT SERVICE		Hospitals and Clinics				Total			
Principal Payments	5,300.00	Garbage and Trash Disposal Facilities				LIABILITIES			
Interest Payments	3,211.75	Health Equipment				Cash Liabilities			
Other Debt Administration		Library and Education Facilities				Reserves For Receivables			
DEFERRED CHARGES	6,600.00	Conservation and Recreation				Surplus on Hand Dec. 31, 1968			
SCHOOL, COUNTY, SPECIAL DISTRICT TAXES	455,717.28	Other Expenditures		9,590.61		Total			
RESERVE FOR UNCOLLECTED TAXES	74,819.25								
TOTAL EXPENDITURES	938,230.28								

1504		BEACHWOOD BORO				PER CAPITA:		PER CENT:	
Population 1960	2,765	Net Valuation Taxable	19,448,281	TAX RATE:		Gross Debt	282.33	Gross Debt	4.76
Population 1968	3,610	State Equalized Value	22,423,937	General Rate Per \$100.	3.40	Net Debt	43.36	Net Debt	.73
		Net Valuation on Which County Taxes		Effective Tax Rate		Debt Service	4.08	Tax Levy Collected	90.71
Moody Rating		are apportioned:	22,361,167	General Rate	2.94	Total Tax Levy	178.67	Tax Levy Cancelled, Abated	
Land Area	2.80 Sq. Miles	State Equalization Ratio	.8673	Municipal Functions	1.39	Municipal Functions	86.51	or Adjusted	.31
1968 EXPENDITURES		1968 REVENUES			1968 PROPERTY TAX				
GENERAL GOVERNMENT		1968 Property Taxes Collected			585,110.20				
Governing Body & Public Boards		1968 Payments in Lieu of Taxes							
Municipal Clerk		Delinquent Tax & Lien Collections			43,952.53				
Financial Administration		Business Personalty Replacement Taxes			4,695.00				
Assessment of Taxes		Taxes from Public Utilities			45,986.91				
Collection of Taxes		Other Miscellaneous Tax Revenues							
Planning, Housing & Development		State Aid Revenues			12,309.50				
Elections		Federal Aid Revenues							
General Administration (other)		Sale of Acquired Property			42,266.00				
JUDICIARY		Other Miscellaneous Revenues			14,289.35				
Municipal Courts		Total 1968 Revenues			748,609.49				
PUBLIC SAFETY		Prior Years Surplus Appropriated			77,000.00				
Fire Protection		TOTAL REVENUES			825,609.49				
Police Protection									
Civil Defense & Disaster Control									
Environmental Inspection & Control									
Other Public Safety									
PUBLIC WORKS		1968 REAL PROPERTY VALUATIONS - ASSESSED							
Streets and Drainage		Code Class %							
Sewers and Sewage Processing		1 Vacant Land 11.85			2,282,782.00				
Garbage and Trash Disposal		2 Residential 83.95			16,153,314.00				
Public Buildings and Grounds		3 Farm							
Other Public Works		4a Commercial 4.19			805,999.00				
HEALTH and WELFARE		4b Industrial							
Health Services Except Environmental		4c Apartments							
Welfare-Public Assistance		Total Valuation 100.00.			19,242,095.00				
Hospitals, Clinics, First Aid									
Animal, Insect, & Rodent Control									
Other Welfare Services									
RECREATION and CONSERVATION		CAPITAL DEBT AUTHORIZED, DECEMBER 31, 1968							
Beaches and Boardwalks		ISSUED AND UNISSUED GROSS DEBT NET DEBT							
Parks, Playgrounds, Shade Trees		School 775,670.50							
Land Reclamation & Conservation		Self-liquidating 87,000.00							
Other Recreational Services		Other 156,542.41			156,542.41				
EDUCATION (excluding schools)		Total 1,019,212.91			156,542.41				
Libraries		ISSUED AND OUTSTANDING							
Other Educational Services		School 702,938.66							
STATUTORY EXPENDITURES		Self-liquidating 79,000.00							
Pensions & F. I. C. A.		Other 138,000.00							
Employee Fringe Benefits		Total 919,938.66							
Other Statutory Expenditures		EQUALIZED VALUATION BASIS			21,367,212.33				
TOTAL MUNICIPAL FUNCTIONS		1968 CAPITAL OUTLAY			3,427.10				
CAPITAL IMPROVEMENTS		Beaches and Boardwalks							
DEBT SERVICE		Parks and Playgrounds							
Principal Payments		Public Buildings and Grounds							
Interest Payments		Vehicular Equipment							
Other Debt Administration		Streets, Roads, Sidewalks, Storm Sewers			3,427.10				
DEFERRED CHARGES		Sewer System							
SCHOOL, COUNTY, SPECIAL DISTRICT TAXES		Water System							
RESERVE FOR UNCOLLECTED TAXES		Other Utilities							
TOTAL EXPENDITURES		Hospitals and Clinics							
		Garbage and Trash Disposal Facilities							
		Health Equipment							
		Library and Education Facilities							
		Conservation and Recreation							
		Other Expenditures							

1801		BEDMINSTER TWP				PER CAPITA:		PER CENT:	
Population 1960	2,322	Net Valuation Taxable	16,037,770	TAX RATE:		Gross Debt	73.92	Gross Debt	.48
Population 1968	2,570	State Equalized Value	40,902,244	General Rate Per \$100.	4.67	Net Debt		Net Debt	
		Net Valuation on Which County Taxes		Effective Tax Rate		Debt Service		Tax Levy Collected	94.70
Moody Rating		are apportioned:	39,307,796	General Rate	1.83	Total Tax Levy	291.35	Tax Levy Cancelled, Abated	
Land Area	26.70 Sq. Miles	State Equalization Ratio	.3921	Municipal Functions	.71	Municipal Functions	113.74	or Adjusted	.22
1968 EXPENDITURES		1968 REVENUES			1968 PROPERTY TAX				
GENERAL GOVERNMENT		1968 Property Taxes Collected			709,121.95				
Governing Body & Public Boards		1968 Payments in Lieu of Taxes							
Municipal Clerk		Delinquent Tax & Lien Collections			22,921.02				
Financial Administration		Business Personalty Replacement Taxes			6,980.00				
Assessment of Taxes		Taxes from Public Utilities			48,928.87				
Collection of Taxes		Other Miscellaneous Tax Revenues			11,496.00				
Planning, Housing & Development		State Aid Revenues							
Elections		Federal Aid Revenues							
General Administration (other)		Sale of Acquired Property							
JUDICIARY		Other Miscellaneous Revenues			9,707.93				
Municipal Courts		Total 1968 Revenues			809,155.77				
PUBLIC SAFETY		Prior Years Surplus Appropriated			105,000.00				
Fire Protection		TOTAL REVENUES			914,155.77				
Police Protection		1968 REAL PROPERTY VALUATIONS - ASSESSED							
Civil Defense & Disaster Control		Code							
Environmental Inspection & Control		Class							
Other Public Safety		%							
PUBLIC WORKS		1			650,150.00				
Streets and Drainage		2			7,476,700.00				
Sewers and Sewage Processing		3			6,215,000.00				
Garbage and Trash Disposal		4a			1,275,300.00				
Public Buildings and Grounds		4b							
Other Public Works		4c							
HEALTH and WELFARE		Total Valuation			15,617,150.00				
Health Services Except Environmental		CAPITAL DEBT AUTHORIZED, DECEMBER 31, 1968							
Welfare-Public Assistance		ISSUED AND UNISSUED			GROSS DEBT				
Hospitals, Clinics, First Aid		School			190,000.00				
Animal, Insect, & Rodent Control		Self-liquidating							
Other Welfare Services		Other							
RECREATION and CONSERVATION		Total			190,000.00				
Beaches and Boardwalks		ISSUED AND OUTSTANDING							
Parks, Playgrounds, Shade Trees		School			190,000.00				
Land Reclamation & Conservation		Self-liquidating							
Other Recreational Services		Other							
EDUCATION (excluding schools)		Total			190,000.00				
Libraries		EQUALIZED VALUATION BASIS			39,320,546.33				
Other Educational Services		1968 CAPITAL OUTLAY			45,475.00				
STATUTORY EXPENDITURES		Beaches and Boardwalks							
Pensions & F. I. C. A.		Parks and Playgrounds							
Employee Fringe Benefits		Public Buildings and Grounds							
Other Statutory Expenditures		Vehicular Equipment							
TOTAL MUNICIPAL FUNCTIONS		Streets, Roads, Sidewalks, Storm Sewers			45,475.00				
CAPITAL IMPROVEMENTS		Sewer System							
DEBT SERVICE		Water System							
Principal Payments		Other Utilities							
Interest Payments		Hospitals and Clinics							
Other Debt Administration		Garbage and Trash Disposal Facilities							
DEFERRED CHARGES		Health Equipment							
SCHOOL, COUNTY, SPECIAL DISTRICT TAXES		Library and Education Facilities							
RESERVE FOR UNCOLLECTED TAXES		Conservation and Recreation							
TOTAL EXPENDITURES		Other Expenditures							

0701		BELLEVILLE TOWN			PER CAPITA:		PER CENT:	
Population 1960	35,005	Net Valuation Taxable	169,728,000	TAX RATE:	Gross Debt	114.51	Gross Debt	2.06
Population 1968	38,620	State Equalized Value	219,258,493	General Rate Per \$100.	Net Debt	20.07	Net Debt	.36
		Net Valuation on Which County Taxes		Effective Tax Rate	Debt Service	3.14	Tax Levy Collected	96.69
Moody Rating	A	are apportioned:	233,195,747	General Rate	Total Tax Levy	227.22	Tax Levy Cancelled, Abated	
Land Area	3.30 Sq. Miles	State Equalization Ratio	.7741	Municipal Functions	Municipal Functions	13.02	or Adjusted	.91
1968 EXPENDITURES		1968 REVENUES		1968 PROPERTY TAX				
GENERAL GOVERNMENT								
Governing Body & Public Boards	5,300.00	1968 Property Taxes Collected	8,485,529.23	Local District School Taxes		3,502,403.83		
Municipal Clerk	27,400.00	1968 Payments in Lieu of Taxes		Regional & Consolidated School Taxes				
Financial Administration	80,623.00	Delinquent Tax & Lien Collections	200,740.11	School Taxes in Municipal Budget				
Assessment of Taxes	36,000.00	Business Personalty Replacement Taxes	673,445.00	County Taxes		2,656,547.30		
Collection of Taxes	31,265.00	Taxes from Public Utilities	442,485.07	County Library Taxes				
Planning, Housing & Development	5,125.00	Other Miscellaneous Tax Revenues		Local Municipal Purpose Taxes		2,513,579.23		
Elections	14,400.00	State Aid Revenues	38,353.76	Veteran & Senior Citizen Taxes		171,970.00		
General Administration (other)	160,944.00	Federal Aid Revenues		Total Taxes for Rate Computation		8,844,500.36		
JUDICIARY		Sale of Acquired Property		Special District Taxes				
Municipal Courts	29,856.00	Other Miscellaneous Revenues	347,279.48	Bank Stock Taxes		14,439.19		
PUBLIC SAFETY		Total 1968 Revenues	10,187,832.65	Added and Omitted Taxes		88,552.08		
Fire Protection	694,975.00	Prior Years Surplus Appropriated	400,000.00	Total Taxes Levied		8,775,521.63		
Police Protection	829,151.00	TOTAL REVENUES	10,587,832.65	1968 TAXES COLLECTED		8,485,529.23		
Civil Defense & Disaster Control	4,620.00			1968 Taxes Cancelled, Abated or Adjusted		80,620.74		
Environmental Inspection & Control				Transfer To Tax Title Liens		17,995.68		
Other Public Safety				Balance Outstanding Dec. 31, 1968		206,825.10		
PUBLIC WORKS		1968 REAL PROPERTY VALUATIONS - ASSESSED						
Streets and Drainage	425,783.80	Code Class %	857,400.00	PRIOR YEARS TAXES OUTSTANDING				
Sewers and Sewage Processing	88,136.84	1 Vacant Land .51	107,100,800.00	Balance January 1, 1968		235,287.51		
Garbage and Trash Disposal	239,000.00	2 Residential 64.14		Collected in 1968		199,009.95		
Public Buildings and Grounds	67,982.77	3 Farm		Cancelled, Abated or Adjusted (1968)		2,860.74		
Other Public Works		4a Commercial 11.70	19,531,900.00	Transfers to Tax Title Liens		5,809.59		
HEALTH and WELFARE		4b Industrial 15.24	25,443,300.00	Balance December 31, 1968		27,607.23		
Health Services Except Environmental	90,810.00	4c Apartments 8.41	14,038,200.00					
Welfare-Public Assistance	43,972.00	Total Valuation 100.00	166,971,600.00	TAX TITLE LIENS OUTSTANDING				
Hospitals, Clinics, First Aid	29,057.00			Balance January 1, 1968		20,946.55		
Animal, Insect, & Rodent Control		ISSUED AND UNISSUED		Transfers From Taxes		24,424.07		
Other Welfare Services		School	3,403,000.00	Redeemed in 1968		1,730.16		
RECREATION and CONSERVATION		Self-liquidating	244,500.00	Cancelled, Abated or Adjusted (1968)				
Beaches and Boardwalks		Other	775,146.00	Balance December 31, 1968		43,640.46		
Parks, Playgrounds, Shade Trees		Total	4,422,646.00	PROPERTY ACQUIRED BY DEED OR FORECLOSURE				
Land Reclamation & Conservation		ISSUED AND OUTSTANDING		Balance January 1, 1968		54,700.00		
Other Recreational Services	133,781.65	School	3,403,000.00	Transfers From Liens				
EDUCATION (excluding schools)		Self-liquidating	169,000.00	Sale for Cash (1968)				
Libraries	106,152.00	Other	645,000.00	Cancelled, Abated or Adjusted (1968)				
Other Educational Services		Total	4,217,000.00	Balance December 31, 1968		54,700.00		
STATUTORY EXPENDITURES		EQUALIZED VALUATION BASIS	213,655,431.33					
Pensions & F. I. C. A.	306,925.00	1968 CAPITAL OUTLAY	101,610.00	CURRENT FINANCES DECEMBER 31, 1968				
Employee Fringe Benefits	132,750.00	Beaches and Boardwalks		ASSETS				
Other Statutory Expenditures		Parks and Playgrounds		Cash on Hand Dec. 31, 1968		3,111,060.55		
TOTAL MUNICIPAL FUNCTIONS	3,584,010.06	Public Buildings and Grounds	23,029.72	Taxes Receivable		234,432.33		
CAPITAL IMPROVEMENTS	25,000.00	Vehicular Equipment	350.48	Tax Title Liens		43,640.46		
DEBT SERVICE		Streets, Roads, Sidewalks, Storm Sewers	43,229.80	Foreclosed Property		54,700.00		
Principal Payments	101,000.00	Sewer System		Emergencies & Other Deferred Charges		93,200.00		
Interest Payments	20,410.00	Water System		State Aid Receivable		18,603.89		
Other Debt Administration		Other Utilities		Other Receivables		30,487.93		
DEFERRED CHARGES	47,709.00	Hospitals and Clinics		Total		3,586,125.16		
SCHOOL, COUNTY, SPECIAL DISTRICT TAXES	6,158,951.13	Garbage and Trash Disposal Facilities		LIABILITIES				
RESERVE FOR UNCOLLECTED TAXES	586,920.33	Health Equipment		Cash Liabilities		2,148,803.07		
		Library and Education Facilities		Reserves For Receivables		363,260.72		
		Conservation and Recreation		Surplus on Hand Dec. 31, 1968		1,074,061.37		
TOTAL EXPENDITURES	10,524,000.52	Other Expenditures	35,000.00	Total		3,586,125.16		

0404
Population 1960 **11,853**
Population 1968 **15,430**

Moody Rating **BA**
Land Area **3.02** Sq. Miles

Net Valuation Taxable **28,099,744**
State Equalized Value **52,036,562**
Net Valuation on Which County Taxes
are apportioned: **56,736,966**
State Equalization Ratio **.5400**

BELLMAR BORO

TAX RATE:
General Rate Per \$100. **7.16**
Effective Tax Rate
General Rate **3.86**
Municipal Functions **1.60**

PER CAPITA:
Gross Debt **305.68**
Net Debt **78.38**
Debt Service **5.86**
Total Tax Levy **129.75**
Municipal Functions **54.03**

PER CENT:
Gross Debt **8.95**
Net Debt **2.29**
Tax Levy Collected **94.73**
Tax Levy Cancelled, Abated
or Adjusted **3.70**

1968 EXPENDITURES		1968 REVENUES		1968 PROPERTY TAX	
GENERAL GOVERNMENT					
Governing Body & Public Boards		1968 Property Taxes Collected	1,896,761.42	Local District School Taxes	499,646.75
Municipal Clerk		1968 Payments in Lieu of Taxes		Regional & Consolidated School Taxes	393,650.72
Financial Administration	9,750.00	Delinquent Tax & Lien Collections	65,644.59	School Taxes in Municipal Budget	
Assessment of Taxes	13,101.75	Business Personalty Replacement Taxes	36,493.00	County Taxes	551,847.22
Collection of Taxes	11,861.50	Taxes from Public Utilities	125,064.48	County Library Taxes	6,800.82
Planning, Housing & Development	2,100.94	Other Miscellaneous Tax Revenues	3,273.08	Local Municipal Purpose Taxes	487,688.22
Elections	1,800.00	State Aid Revenues	4,304.43	Veteran & Senior Citizen Taxes	73,400.00
General Administration (other)	53,172.62	Federal Aid Revenues		Total Taxes for Rate Computation	2,013,033.73
JUDICIARY		Sale of Acquired Property	30,000.00	Special District Taxes	
Municipal Courts	10,955.00	Other Miscellaneous Revenues	50,351.94	Bank Stock Taxes	2,394.78
PUBLIC SAFETY		Total 1968 Revenues	2,211,892.94	Added and Omitted Taxes	60,122.52
Fire Protection	25,621.75	Prior Years Surplus Appropriated	80,372.00	Total Taxes Levied	2,002,151.03
Police Protection	168,375.13	TOTAL REVENUES	2,292,264.94	1968 TAXES COLLECTED	1,896,761.42
Civil Defense & Disaster Control	1,750.00			1968 Taxes Cancelled, Abated or Adjusted	74,221.53
Environmental Inspection & Control	3,820.00			Transfer To Tax Title Liens	1,986.90
Other Public Safety				Balance Outstanding Dec. 31, 1968	31,147.32
PUBLIC WORKS		1968 REAL PROPERTY VALUATIONS - ASSESSED			
Streets and Drainage	152,372.00	Code Class %		PRIOR YEARS TAXES OUTSTANDING	
Sewers and Sewage Processing		1 Vacant Land 1.17	325,975.00	Balance January 1, 1968	63,343.56
Garbage and Trash Disposal	6,615.00	2 Residential 71.22	19,829,625.00	Collected in 1968	61,668.14
Public Buildings and Grounds	25,119.50	3 Farm		Cancelled, Abated or Adjusted (1968)	233.85
Other Public Works		4a Commercial 6.03	1,677,825.00	Transfers to Tax Title Liens	1,373.97
HEALTH and WELFARE		4b Industrial 6.20	1,727,175.00	Balance December 31, 1968	67.60
Health Services Except Environmental	9,924.00	4c Apartments 15.38	4,281,425.00		
Welfare-Public Assistance	12,010.00	Total Valuation 100.00	27,842,025.00	TAX TITLE LIENS OUTSTANDING	
Hospitals, Clinics, First Aid				Balance January 1, 1968	4,769.25
Animal, Insect, & Rodent Control	795.00	CAPITAL DEBT AUTHORIZED, DECEMBER 31, 1968		Transfers From Taxes	3,360.87
Other Welfare Services		ISSUED AND UNISSUED		Redeemed in 1968	3,976.45
RECREATION and CONSERVATION		School	3,290,457.14	Cancelled, Abated or Adjusted (1968)	
Beaches and Boardwalks		Self-liquidating	412,000.00	Balance December 31, 1968	4,153.67
Parks, Playgrounds, Shade Trees	34,220.00	Other	1,014,272.44	PROPERTY ACQUIRED BY DEED OR FORECLOSURE	
Land Reclamation & Conservation		Total	4,716,729.58	Balance January 1, 1968	34,411.00
Other Recreational Services	3,420.00			Transfers From Liens	
EDUCATION (excluding schools)		ISSUED AND OUTSTANDING		Sale for Cash (1968)	30,000.00
Libraries	3,414.06	School	3,200,973.54	Cancelled, Abated or Adjusted (1968)	
Other Educational Services		Self-liquidating	367,000.00	Balance December 31, 1968	4,411.00
STATUTORY EXPENDITURES		Other	926,372.44		
Pensions & F. I. C. A.	25,499.40	Total	4,494,345.98	CURRENT FINANCES DECEMBER 31, 1968	
Employee Fringe Benefits	11,188.38	EQUALIZED VALUATION BASIS	52,657,724.33	ASSETS	
Other Statutory Expenditures		1968 CAPITAL OUTLAY	40,569.98	Cash on Hand Dec. 31, 1968	178,258.65
TOTAL MUNICIPAL FUNCTIONS	586,886.03	Beaches and Boardwalks		Taxes Receivable	31,214.92
CAPITAL IMPROVEMENTS	7,500.00	Parks and Playgrounds		Tax Title Liens	4,153.67
DEBT SERVICE		Public Buildings and Grounds	75.00	Foreclosed Property	4,411.00
Principal Payments	50,500.00	Vehicular Equipment	25,303.39	Emergencies & Other Deferred Charges	27,293.28
Interest Payments	39,987.72	Streets, Roads, Sidewalks, Storm Sewers		State Aid Receivable	12,983.54
Other Debt Administration		Sewer System		Other Receivables	76,211.26
DEFERRED CHARGES	43,983.60	Water System	1,100.00	Total	334,526.32
SCHOOL, COUNTY, SPECIAL DISTRICT TAXES	1,451,945.51	Other Utilities		LIABILITIES	
RESERVE FOR UNCOLLECTED TAXES	104,954.00	Hospitals and Clinics		Cash Liabilities	75,860.34
		Garbage and Trash Disposal Facilities		Reserves For Receivables	61,154.68
		Health Equipment		Surplus on Hand Dec. 31, 1968	197,511.30
		Library and Education Facilities		Total	334,526.32
TOTAL EXPENDITURES	2,285,756.86	Conservation and Recreation			
		Other Expenditures	14,091.59		

1306		BELMAR BORO				PER CAPITA:		PER CENT:	
Population 1960	5,190	Net Valuation Taxable	40,896,668	TAX RATE:		Gross Debt	286.56	Gross Debt	3.96
Population 1968	5,720	State Equalized Value	43,217,444	General Rate Per \$100.		Net Debt	207.41	Net Debt	2.86
		Net Valuation on Which County Taxes		Effective Tax Rate		Debt Service	21.93	Tax Levy Collected	94.70
Moody Rating	BAA	are apportioned:	42,370,717	General Rate		Total Tax Levy	235.51	Tax Levy Cancelled, Abated	
Land Area	.90 Sq. Miles	State Equalization Ratio	.9463	Municipal Functions		Municipal Functions	208.74	or Adjusted	.75
1968 EXPENDITURES		1968 REVENUES				1968 PROPERTY TAX			
GENERAL GOVERNMENT		1968 Property Taxes Collected				1,275,815.75			
Governing Body & Public Boards		1968 Payments in Lieu of Taxes				62,502.80			
Municipal Clerk		Delinquent Tax & Lien Collections				31,555.00			
Financial Administration		Business Personalty Replacement Taxes				91,075.94			
Assessment of Taxes		Taxes from Public Utilities				9,842.00			
Collection of Taxes		Other Miscellaneous Tax Revenues				129,579.36			
Planning, Housing & Development		State Aid Revenues				1,600,370.85			
Elections		Federal Aid Revenues				235,000.00			
General Administration (other)		Sale of Acquired Property				1,835,370.85			
JUDICIARY		Other Miscellaneous Revenues				Total 1968 Revenues			
Municipal Courts		Prior Years Surplus Appropriated				TOTAL REVENUES			
PUBLIC SAFETY		TOTAL REVENUES				1968 REAL PROPERTY VALUATIONS - ASSESSED			
Fire Protection		Code Class %				1			
Police Protection		2 Vacant Land 1.99				2 Residential 72.30			
Civil Defense & Disaster Control		3 Farm 16.53				4a Commercial .92			
Environmental Inspection & Control		4b Industrial 8.26				4c Apartments 100.00			
Other Public Safety		Total Valuation				CAPITAL DEBT AUTHORIZED, DECEMBER 31, 1968			
PUBLIC WORKS		ISSUED AND UNISSUED				GROSS DEBT			
Streets and Drainage		SCHOOL				NET DEBT			
Sewers and Sewage Processing		Self-liquidating				1,186,440.96			
Garbage and Trash Disposal		Other				1,186,440.96			
Public Buildings and Grounds		Total				1,186,440.96			
Other Public Works		ISSUED AND OUTSTANDING				10,000.00			
HEALTH and WELFARE		SCHOOL				91,000.00			
Health Services Except Environmental		Self-liquidating				1,322,000.00			
Welfare-Public Assistance		Other				1,423,000.00			
Hospitals, Clinics, First Aid		Total				1,423,000.00			
Animal, Insect, & Rodent Control		EQUALIZED VALUATION BASIS				41,355,659.33			
Other Welfare Services		1968 CAPITAL OUTLAY				120,949.74			
RECREATION and CONSERVATION		Beaches and Boardwalks				26.56			
Beaches and Boardwalks		Parks and Playgrounds				20,474.08			
Parks, Playgrounds, Shade Trees		Public Buildings and Grounds				42,831.34			
Land Reclamation & Conservation		Vehicular Equipment				2,232.76			
Other Recreational Services		Streets, Roads, Sidewalks, Storm Sewers				3,494.35			
EDUCATION (excluding schools)		Sewer System				1,168.00			
Libraries		Water System							
Other Educational Services		Other Utilities							
STATUTORY EXPENDITURES		Hospitals and Clinics							
Pensions & F. I. C. A.		Garbage and Trash Disposal Facilities							
Employee Fringe Benefits		Health Equipment							
Other Statutory Expenditures		Library and Education Facilities							
TOTAL MUNICIPAL FUNCTIONS		Conservation and Recreation							
CAPITAL IMPROVEMENTS		Other Expenditures							
DEBT SERVICE									
Principal Payments									
Interest Payments									
Other Debt Administration									
DEFERRED CHARGES									
SCHOOL, COUNTY, SPECIAL DISTRICT TAXES									
RESERVE FOR UNCOLLECTED TAXES									
TOTAL EXPENDITURES									

2103		BELVIDERE TOWN				PER CAPITA:		PER CENT:	
Population 1960	2,636	Net Valuation Taxable	13,117,563	TAX RATE:		Gross Debt	107.19	Gross Debt	2.32
Population 1968	2,940	State Equalized Value	16,182,535	General Rate Per \$100.		Net Debt	5.83	Net Debt	.12
		Net Valuation on Which County Taxes are apportioned:	15,861,344	Effective Tax Rate		Debt Service	.03	Tax Levy Collected	95.11
Moody Rating				General Rate		Total Tax Levy	182.71	Tax Levy Cancelled, Abated or Adjusted	.02
Land Area	1.30 Sq. Miles	State Equalization Ratio	.8106	Municipal Functions		Municipal Functions	87.38		
1968 EXPENDITURES		1968 REVENUES				1968 PROPERTY TAX			
GENERAL GOVERNMENT		1968 Property Taxes Collected				510,939.88			
Governing Body & Public Boards		1968 Payments in Lieu of Taxes				Local District School Taxes			
Municipal Clerk		Delinquent Tax & Lien Collections				326,790.75			
Financial Administration		Business Personalty Replacement Taxes				Regional & Consolidated School Taxes			
Assessment of Taxes		Taxes from Public Utilities				School Taxes in Municipal Budget			
Collection of Taxes		Other Miscellaneous Tax Revenues				County Taxes			
Planning, Housing & Development		State Aid Revenues				County Library Taxes			
Elections		Federal Aid Revenues				Local Municipal Purpose Taxes			
General Administration (other)		Sale of Acquired Property				Veteran & Senior Citizen Taxes			
JUDICIARY		Other Miscellaneous Revenues				Total Taxes for Rate Computation			
Municipal Courts		Total 1968 Revenues				548,003.90			
PUBLIC SAFETY		Prior Years Surplus Appropriated				Special District Taxes			
Fire Protection		TOTAL REVENUES				Bank Stock Taxes			
Police Protection						4,140.00			
Civil Defense & Disaster Control						Added and Omitted Taxes			
Environmental Inspection & Control						2,390.96			
Other Public Safety						Total Taxes Levied			
PUBLIC WORKS		1968 REAL PROPERTY VALUATIONS - ASSESSED				537,175.56			
Streets and Drainage		Code Class %				1968 TAXES COLLECTED			
Sewers and Sewage Processing		1 Vacant Land .73				510,939.88			
Garbage and Trash Disposal		2 Residential 58.96				150.00			
Public Buildings and Grounds		3 Farm .02				Transfer To Tax Title Liens			
Other Public Works		4a Commercial 10.91				8,703.79			
HEALTH and WELFARE		4b Industrial 27.27				Balance Outstanding Dec. 31, 1968			
Health Services Except Environmental		4c Apartments 2.12				17,655.64			
Welfare-Public Assistance		Total Valuation 100.01				PRIOR YEARS TAXES OUTSTANDING			
Hospitals, Clinics, First Aid		CAPITAL DEBT AUTHORIZED, DECEMBER 31, 1968				Balance January 1, 1968			
Animal, Insect, & Rodent Control		ISSUED AND UNISSUED				Collected in 1968			
Other Welfare Services		SCHOOL				Cancelled, Abated or Adjusted (1968)			
RECREATION and CONSERVATION		Self-liquidating				Transfers to Tax Title Liens			
Beaches and Boardwalks		Other				Balance December 31, 1968			
Parks, Playgrounds, Shade Trees		Total				31.44			
Land Reclamation & Conservation						TAX TITLE LIENS OUTSTANDING			
Other Recreational Services						Balance January 1, 1968			
EDUCATION (excluding schools)						Transfers From Taxes			
Libraries						Redeemed in 1968			
Other Educational Services						Cancelled, Abated or Adjusted (1968)			
STATUTORY EXPENDITURES						Balance December 31, 1968			
Pensions & F. I. C. A.						PROPERTY ACQUIRED BY DEED OR FORECLOSURE			
Employee Fringe Benefits						Balance January 1, 1968			
Other Statutory Expenditures						Transfers From Liens			
TOTAL MUNICIPAL FUNCTIONS						Sale for Cash (1968)			
CAPITAL IMPROVEMENTS						Cancelled, Abated or Adjusted (1968)			
DEBT SERVICE						Balance December 31, 1968			
Principal Payments						CURRENT FINANCES DECEMBER 31, 1968			
Interest Payments						ASSETS			
Other Debt Administration						Cash on Hand Dec. 31, 1968			
DEFERRED CHARGES						Taxes Receivable			
SCHOOL, COUNTY, SPECIAL DISTRICT TAXES						Tax Title Liens			
RESERVE FOR UNCOLLECTED TAXES						Foreclosed Property			
TOTAL EXPENDITURES						Emergencies & Other Deferred Charges			
						State Aid Receivable			
						Other Receivables			
						Total			
						LIABILITIES			
						Cash Liabilities			
						Reserves For Receivables			
						Surplus on Hand Dec. 31, 1968			
						Total			

0203		BERGENFIELD BORO			PER CAPITA:		PER CENT:	
Population 1960	27,203	Net Valuation Taxable	169,485,600	TAX RATE:	Gross Debt	200.07	Gross Debt	3.10
Population 1968	30,080	State Equalized Value	203,366,450	General Rate Per \$100.	Net Debt	18.62	Net Debt	.28
		Net Valuation on Which County Taxes are apportioned:	197,379,327	Effective Tax Rate	Debt Service	2.18	Tax Levy Collected	98.86
Moody Rating		State Equalization Ratio	.8334	General Rate	Total Tax Levy	212.74	Tax Levy Cancelled, Abated or Adjusted	.08
Land Area	3.04 Sq. Miles			Municipal Functions	Municipal Functions	79.32		
1968 EXPENDITURES		1968 REVENUES		1968 PROPERTY TAX				
GENERAL GOVERNMENT		1968 Property Taxes Collected		6,327,114.67	Local District School Taxes	4,078,064.49		
Governing Body & Public Boards		1968 Payments in Lieu of Taxes		46,251.70	Regional & Consolidated School Taxes			
Municipal Clerk		Delinquent Tax & Lien Collections		70,625.15	School Taxes in Municipal Budget			
Financial Administration	5,700.00	Business Personalty Replacement Taxes		129,796.00	County Taxes	697,982.69		
Assessment of Taxes	15,422.00	Taxes from Public Utilities		262,121.73	County Library Taxes			
Collection of Taxes	34,687.00	Other Miscellaneous Tax Revenues			Local Municipal Purpose Taxes	1,591,371.43		
Planning, Housing & Development	1,850.00	State Aid Revenues		11,787.00	Veteran & Senior Citizen Taxes	180,510.00		
Elections		Federal Aid Revenues			Total Taxes for Rate Computation	6,547,928.61		
General Administration (other)	127,966.00	Sale of Acquired Property			Special District Taxes			
JUDICIARY		Other Miscellaneous Revenues		81,218.05	Bank Stock Taxes	10,160.30		
Municipal Courts	18,657.00	Total 1968 Revenues		6,928,914.30	Added and Omitted Taxes	21,911.38		
PUBLIC SAFETY		Prior Years Surplus Appropriated		225,000.00	Total Taxes Levied	6,399,490.29		
Fire Protection	99,664.46	TOTAL REVENUES		7,153,914.30	1968 TAXES COLLECTED	6,327,114.67		
Police Protection	494,203.00	1968 REAL PROPERTY VALUATIONS - ASSESSED			1968 Taxes Cancelled, Abated or Adjusted	5,634.08		
Civil Defense & Disaster Control	5,000.00				Transfer To Tax Title Liens	2,155.90		
Environmental Inspection & Control	24,390.00				Balance Outstanding Dec. 31, 1968	78,849.75		
Other Public Safety								
PUBLIC WORKS								
Streets and Drainage	258,996.04							
Sewers and Sewage Processing	232,437.28							
Garbage and Trash Disposal	175,640.50							
Public Buildings and Grounds	27,850.00							
Other Public Works								
HEALTH and WELFARE								
Health Services Except Environmental	25,505.00							
Welfare-Public Assistance	6,000.00							
Hospitals, Clinics, First Aid	7,500.00							
Animal, Insect, & Rodent Control								
Other Welfare Services								
RECREATION and CONSERVATION								
Beaches and Boardwalks								
Parks, Playgrounds, Shade Trees	85,240.00							
Land Reclamation & Conservation								
Other Recreational Services	25,404.99							
EDUCATION (excluding schools)								
Libraries	136,750.00							
Other Educational Services								
STATUTORY EXPENDITURES								
Pensions & F. I. C. A.	126,880.00							
Employee Fringe Benefits	30,000.00							
Other Statutory Expenditures								
TOTAL MUNICIPAL FUNCTIONS	1,965,743.27							
CAPITAL IMPROVEMENTS	100,000.00							
DEBT SERVICE								
Principal Payments	43,819.93							
Interest Payments	21,825.00							
Other Debt Administration								
DEFERRED CHARGES								
SCHOOL, COUNTY, SPECIAL DISTRICT TAXES	4,776,047.18							
RESERVE FOR UNCOLLECTED TAXES	254,583.85							
TOTAL EXPENDITURES	7,162,019.23							

1505		BERKELEY TWP			PER CAPITA:		PER CENT:	
Population 1960	4,272	Net Valuation Taxable	54,541,840	TAX RATE:	Gross Debt	225.55	Gross Debt	2.59
Population 1968	5,720	State Equalized Value	57,869,326	General Rate Per \$100.	Net Debt	3.14	Net Debt	.03
		Net Valuation on Which County Taxes		Effective Tax Rate	Debt Service	3.02	Tax Levy Collected	85.26
Moody Rating		are apportioned:	54,371,378	General Rate	Total Tax Levy	316.24	Tax Levy Cancelled, Abated	
Land Area	40.16 Sq. Miles	State Equalization Ratio	.9425	Municipal Functions	Municipal Functions	197.02	or Adjusted	.32
1968 EXPENDITURES		1968 REVENUES			1968 PROPERTY TAX			
GENERAL GOVERNMENT		1968 Property Taxes Collected			Local District School Taxes			
Governing Body & Public Boards					562,158.00			
Municipal Clerk		1968 Payments in Lieu of Taxes			628,396.28			
Financial Administration	3,400.00	Delinquent Tax & Lien Collections			140,194.73			
Assessment of Taxes	24,050.00	Business Personalty Replacement Taxes			46,253.00			
Collection of Taxes	27,300.00	Taxes from Public Utilities			224,291.74			
Planning, Housing & Development	2,370.00	Other Miscellaneous Tax Revenues			4,921.00			
Elections		State Aid Revenues			4,111.00			
General Administration (other)	88,900.00	Federal Aid Revenues			163,402.79			
JUDICIARY		Sale of Acquired Property			2,125,557.33			
Municipal Courts	10,400.00	Other Miscellaneous Revenues			400,000.00			
PUBLIC SAFETY		Total 1968 Revenues			2,525,557.33			
Fire Protection	16,050.00	Prior Years Surplus Appropriated			TOTAL REVENUES			
Police Protection	101,650.00				1968 REAL PROPERTY VALUATIONS - ASSESSED			
Civil Defense & Disaster Control	1,800.00	Code Class %			12,323,900.00			
Environmental Inspection & Control	15,430.00	1 Vacant Land 23.72			29,653,200.00			
Other Public Safety		2 Residential 57.08			444,400.00			
PUBLIC WORKS		3 Farm .85			5,835,600.00			
Streets and Drainage	113,650.00	4a Commercial 11.23			790,100.00			
Sewers and Sewage Processing		4b Industrial 1.52			2,901,500.00			
Garbage and Trash Disposal	66,100.00	4c Apartments 5.59			51,948,700.00			
Public Buildings and Grounds	24,300.00	Total Valuation 99.99			CAPITAL DEBT AUTHORIZED, DECEMBER 31, 1968			
Other Public Works					ISSUED AND UNISSUED			
HEALTH and WELFARE					GROSS DEBT			
Health Services Except Environmental	1,850.00				1,272,188.99			
Welfare-Public Assistance	6,100.00				NET DEBT			
Hospitals, Clinics, First Aid	1,300.00				18,000.00			
Animal, Insect, & Rodent Control	6,520.00				18,000.00			
Other Welfare Services					1,290,188.99			
RECREATION and CONSERVATION					ISSUED AND OUTSTANDING			
Beaches and Boardwalks	16,150.00				1,272,188.99			
Parks, Playgrounds, Shade Trees					18,000.00			
Land Reclamation & Conservation					1,290,188.99			
Other Recreational Services	9,350.00				EQUALIZED VALUATION BASIS			
EDUCATION (excluding schools)					49,646,480.00			
Libraries					1968 CAPITAL OUTLAY			
Other Educational Services					43,564.19			
STATUTORY EXPENDITURES					Beaches and Boardwalks			
Pensions & F. I. C. A.	25,500.00				19,912.59			
Employee Fringe Benefits	7,400.00				225.00			
Other Statutory Expenditures					23,001.60			
TOTAL MUNICIPAL FUNCTIONS	569,570.00				Sewer System			
CAPITAL IMPROVEMENTS	63,000.00				Water System			
DEBT SERVICE					Other Utilities			
Principal Payments	16,000.00				Hospitals and Clinics			
Interest Payments	1,300.00				Garbage and Trash Disposal Facilities			
Other Debt Administration					Health Equipment			
DEFERRED CHARGES	155,955.00				Library and Education Facilities			
SCHOOL, COUNTY, SPECIAL DISTRICT TAXES	1,481,196.35				Conservation and Recreation			
RESERVE FOR UNCOLLECTED TAXES	321,148.31				Other Expenditures			
TOTAL EXPENDITURES	2,608,169.66				425.00			

2001		BERKELEY HEIGHTS TWP		PER CAPITA:		PER CENT:	
Population 1960	8,721	Net Valuation Taxable	70,177,100	Gross Debt	641.41	Gross Debt	4.88
Population 1968	12,490	State Equalized Value	200,620,640	Net Debt	240.86	Net Debt	1.83
		Net Valuation on Which County Taxes		Debt Service	13.37	Tax Levy Collected	97.05
Moody Rating	A	are apportioned:	181,339,767	Total Tax Levy	360.79	Tax Levy Cancelled, Abated	
Land Area	6.30 Sq. Miles	State Equalization Ratio	.3498	Municipal Functions	.81	Municipal Functions	131.01 or Adjusted
1968 EXPENDITURES		1968 REVENUES		1968 PROPERTY TAX			
GENERAL GOVERNMENT		1968 Property Taxes Collected		4,373,523.49			
Governing Body & Public Boards		1968 Payments in Lieu of Taxes		53,554.06			
Municipal Clerk		Delinquent Tax & Lien Collections		80,751.08			
Financial Administration		Business Personalty Replacement Taxes		516,537.00			
Assessment of Taxes		Taxes from Public Utilities		202,138.43			
Collection of Taxes		Other Miscellaneous Tax Revenues		7,384.00			
Planning, Housing & Development		State Aid Revenues					
Elections		Federal Aid Revenues					
General Administration (other)		Sale of Acquired Property					
JUDICIARY		Other Miscellaneous Revenues		148,981.54			
Municipal Courts		Total 1968 Revenues		5,382,869.60			
PUBLIC SAFETY		Prior Years Surplus Appropriated		350,000.00			
Fire Protection		TOTAL REVENUES		5,732,869.60			
Police Protection		1968 REAL PROPERTY VALUATIONS - ASSESSED					
Civil Defense & Disaster Control		Code		Class			
Environmental Inspection & Control		1		Vacant Land			
Other Public Safety		2		Residential			
PUBLIC WORKS		3		Farm			
Streets and Drainage		4a		Commercial			
Sewers and Sewage Processing		4b		Industrial			
Garbage and Trash Disposal		4c		Apartments			
Public Buildings and Grounds		Total Valuation		100.00.			
Other Public Works				69,808,150.00			
HEALTH and WELFARE		CAPITAL DEBT AUTHORIZED, DECEMBER 31, 1968					
Health Services Except Environmental		ISSUED AND UNISSUED		GROSS DEBT			
Welfare-Public Assistance		School		4,638,096.12			
Hospitals, Clinics, First Aid		Self-liquidating		3,373,191.99			
Animal, Insect, & Rodent Control		Other		8,011,288.11			
Other Welfare Services		Total		3,008,372.89			
RECREATION and CONSERVATION		ISSUED AND OUTSTANDING					
Beaches and Boardwalks		School		4,638,096.12			
Parks, Playgrounds, Shade Trees		Self-liquidating		2,150,000.00			
Land Reclamation & Conservation		Other		6,788,096.12			
Other Recreational Services		Total		164,059,356.67			
EDUCATION (excluding schools)		EQUALIZED VALUATION BASIS		1968 CAPITAL OUTLAY			
Libraries				185,867.86			
Other Educational Services				Beaches and Boardwalks			
STATUTORY EXPENDITURES				Parks and Playgrounds			
Pensions & F. I. C. A.				Public Buildings and Grounds			
Employee Fringe Benefits				Vehicular Equipment			
Other Statutory Expenditures				Streets, Roads, Sidewalks, Storm Sewers			
TOTAL MUNICIPAL FUNCTIONS				Sewer System			
CAPITAL IMPROVEMENTS				Water System			
DEBT SERVICE				Other Utilities			
Principal Payments				Hospitals and Clinics			
Interest Payments				Garbage and Trash Disposal Facilities			
Other Debt Administration				Health Equipment			
DEFERRED CHARGES				Library and Education Facilities			
SCHOOL, COUNTY, SPECIAL DISTRICT TAXES				Conservation and Recreation			
RESERVE FOR UNCOLLECTED TAXES				Other Expenditures			
TOTAL EXPENDITURES							

0405		BERLIN BORO				PER CAPITA:		PER CENT:		
Population 1960	3,578	Net Valuation Taxable	10,235,264	TAX RATE:		Gross Debt	619.79	Gross Debt	13.02	
Population 1968	4,730	State Equalized Value	25,129,545	General Rate Per \$100.	8.18	Net Debt	8.24	Net Debt	.17	
		Net Valuation on Which County Taxes are apportioned:	24,699,409	Effective Tax Rate		Debt Service	.94	Tax Levy Collected	94.68	
Moody Rating	BAA			General Rate	3.33	Total Tax Levy	176.15	Tax Levy Cancelled, Abated or Adjusted	.04	
Land Area	3.56 Sq. Miles	State Equalization Ratio	.4073	Municipal Functions	1.27	Municipal Functions	67.77			
1968 EXPENDITURES		1968 REVENUES			1968 PROPERTY TAX					
GENERAL GOVERNMENT		1968 Property Taxes Collected			788,955.39		Local District School Taxes			314,430.00
Governing Body & Public Boards		1968 Payments in Lieu of Taxes					Regional & Consolidated School Taxes			180,484.05
Municipal Clerk		Delinquent Tax & Lien Collections			31,121.29		School Taxes in Municipal Budget			
Financial Administration		2,000.00	Business Personalty Replacement Taxes			32,171.00	County Taxes			240,867.25
Assessment of Taxes		5,285.00	Taxes from Public Utilities			70,415.37	County Library Taxes			2,960.61
Collection of Taxes		9,200.00	Other Miscellaneous Tax Revenues				Local Municipal Purpose Taxes			70,121.73
Planning, Housing & Development		4,185.00	State Aid Revenues			9,636.60	Veteran & Senior Citizen Taxes			28,700.00
Elections			Federal Aid Revenues				Total Taxes for Rate Computation			837,563.64
General Administration (other)		32,258.00	Sale of Acquired Property			3,150.00	Special District Taxes			
JUDICIARY			Other Miscellaneous Revenues			70,812.79	Bank Stock Taxes			2,791.10
Municipal Courts		6,529.00	Total 1968 Revenues			1,006,262.44	Added and Omitted Taxes			21,568.41
PUBLIC SAFETY			Prior Years Surplus Appropriated			52,000.00	Total Taxes Levied			833,223.15
Fire Protection		13,500.00	TOTAL REVENUES			1,058,262.44	1968 TAXES COLLECTED			788,955.39
Police Protection		49,375.00	1968 REAL PROPERTY VALUATIONS - ASSESSED				1968 Taxes Cancelled, Abated or Adjusted			356.69
Civil Defense & Disaster Control		590.91	Code				Transfer To Tax Title Liens			7,019.54
Environmental Inspection & Control		4,044.03	Class				Balance Outstanding Dec. 31, 1968			36,878.21
Other Public Safety			%				PRIOR YEARS TAXES OUTSTANDING			
PUBLIC WORKS			1			292,975.00	Balance January 1, 1968			32,618.04
Streets and Drainage		92,390.60	2			7,057,650.00	Collected in 1968			28,285.89
Sewers and Sewage Processing			3			80,475.00	Cancelled, Abated or Adjusted (1968)			1,101.84
Garbage and Trash Disposal		13,500.00	4a			1,448,600.00	Transfers to Tax Title Liens			24.62
Public Buildings and Grounds		15,480.50	4b			635,750.00	Balance December 31, 1968			3,205.69
Other Public Works			4c			225,800.00	TAX TITLE LIENS OUTSTANDING			
HEALTH and WELFARE			Total Valuation			9,740,650.00	Balance January 1, 1968			12,893.07
Health Services Except Environmental		2,140.00	CAPITAL DEBT AUTHORIZED, DECEMBER 31, 1968				Transfers From Taxes			7,076.49
Welfare-Public Assistance		1,700.00	ISSUED AND UNISSUED				Redeemed in 1968			2,835.40
Hospitals, Clinics, First Aid			School			1,011,617.70	Cancelled, Abated or Adjusted (1968)			
Animal, Insect, & Rodent Control			Self-liquidating			1,881,000.00	Balance December 31, 1968			17,134.16
Other Welfare Services			Other			39,000.00	PROPERTY ACQUIRED BY DEED OR FORECLOSURE			
RECREATION and CONSERVATION			Total			2,931,617.70	Balance January 1, 1968			16,375.00
Beaches and Boardwalks		435.00	ISSUED AND OUTSTANDING				Transfers From Liens			3,150.00
Parks, Playgrounds, Shade Trees			School			1,011,617.70	Cancelled, Abated or Adjusted (1968)			
Land Reclamation & Conservation		1,186.40	Self-liquidating			1,881,000.00	Balance December 31, 1968			13,225.00
Other Recreational Services		300.00	Other			39,000.00	CURRENT FINANCES DECEMBER 31, 1968			
EDUCATION (excluding schools)			Total			2,931,617.70	ASSETS			
Libraries			EQUALIZED VALUATION BASIS			22,509,677.00	Cash on Hand Dec. 31, 1968			173,577.18
Other Educational Services			1968 CAPITAL OUTLAY			51,476.45	Taxes Receivable			40,083.90
STATUTORY EXPENDITURES			Beaches and Boardwalks				Tax Title Liens			17,134.16
Pensions & F. I. C. A.		8,192.00	Parks and Playgrounds				Foreclosed Property			13,225.00
Employee Fringe Benefits		4,000.00	Public Buildings and Grounds				Emergencies & Other Deferred Charges			8,808.96
Other Statutory Expenditures			Vehicular Equipment				State Aid Receivable			15,904.00
TOTAL MUNICIPAL FUNCTIONS		266,291.44	Streets, Roads, Sidewalks, Storm Sewers				Other Receivables			365.14
CAPITAL IMPROVEMENTS		7,000.00	Sewer System				Total			269,098.34
DEBT SERVICE			Water System			51,476.45	LIABILITIES			
Principal Payments		3,000.00	Other Utilities				Cash Liabilities			91,593.80
Interest Payments		1,470.00	Hospitals and Clinics				Reserves For Receivables			70,808.20
Other Debt Administration			Garbage and Trash Disposal Facilities				Surplus on Hand Dec. 31, 1968			106,696.34
DEFERRED CHARGES		2,000.00	Health Equipment				Total			269,098.34
SCHOOL, COUNTY, SPECIAL DISTRICT TAXES		738,741.91	Library and Education Facilities							
RESERVE FOR UNCOLLECTED TAXES		40,820.83	Conservation and Recreation							
TOTAL EXPENDITURES		1,059,324.18	Other Expenditures							

0406
Population 1960 3,363
Population 1968 4,700

Moody Rating
Land Area 3.27 Sq. Miles

Net Valuation Taxable 6,555,615
State Equalized Value 16,913,351
Net Valuation on Which County Taxes
are apportioned: 16,276,898
State Equalization Ratio .3876

BERLIN TWP
TAX RATE:
General Rate Per \$100. 8.58
Effective Tax Rate
General Rate 3.32
Municipal Functions 1.03

PER CAPITA:
Gross Debt 331.30
Net Debt 94.73
Debt Service
Total Tax Levy 120.79
Municipal Functions 37.15

PER CENT:
Gross Debt 10.55
Net Debt 3.01
Tax Levy Collected 92.38
Tax Levy Cancelled, Abated
or Adjusted

1968 EXPENDITURES		1968 REVENUES			1968 PROPERTY TAX	
GENERAL GOVERNMENT		1968 Property Taxes Collected			Local District School Taxes	
Governing Body & Public Boards		1968 Payments in Lieu of Taxes			Regional & Consolidated School Taxes	
Municipal Clerk		Delinquent Tax & Lien Collections			School Taxes in Municipal Budget	
Financial Administration	4,350.00	Business Personalty Replacement Taxes			County Taxes	
Assessment of Taxes	2,358.49	Taxes from Public Utilities			County Library Taxes	
Collection of Taxes	3,507.00	Other Miscellaneous Tax Revenues			Local Municipal Purpose Taxes	
Planning, Housing & Development	550.35	State Aid Revenues			Veteran & Senior Citizen Taxes	
Elections	1,420.00	Federal Aid Revenues			Total Taxes for Rate Computation	
General Administration (other)	22,882.74	Sale of Acquired Property			Special District Taxes	
JUDICIARY		Other Miscellaneous Revenues			Bank Stock Taxes	
Municipal Courts	4,660.14	Total 1968 Revenues			Added and Omitted Taxes	
PUBLIC SAFETY		Prior Years Surplus Appropriated			Total Taxes Levied	
Fire Protection	2,150.00	TOTAL REVENUES			1968 TAXES COLLECTED	
Police Protection	18,825.00	1968 REAL PROPERTY VALUATIONS - ASSESSED			1968 Taxes Cancelled, Abated or Adjusted	
Civil Defense & Disaster Control	180.00	Code	Class	%	Transfer To Tax Title Liens	
Environmental Inspection & Control	1,725.00	1	Vacant Land	3.85	Balance Outstanding Dec. 31, 1968	
Other Public Safety		2	Residential	85.95	PRIOR YEARS TAXES OUTSTANDING	
PUBLIC WORKS		3	Farm	.71	Balance January 1, 1968	
Streets and Drainage	29,538.58	4a	Commercial	6.20	Collected in 1968	
Sewers and Sewage Processing		4b	Industrial	.94	Cancelled, Abated or Adjusted (1968)	
Garbage and Trash Disposal	14,920.00	4c	Apartments	2.34	Transfers to Tax Title Liens	
Public Buildings and Grounds	4,300.00	Total Valuation 99.99			Balance December 31, 1968	
Other Public Works		CAPITAL DEBT AUTHORIZED, DECEMBER 31, 1968			TAX TITLE LIENS OUTSTANDING	
HEALTH and WELFARE		ISSUED AND UNISSUED			Balance January 1, 1968	
Health Services Except Environmental	450.00	School	GROSS DEBT		Transfers From Taxes	
Welfare-Public Assistance	2,125.00	Self-liquidating	1,557,134.71		Redeemed in 1968	
Hospitals, Clinics, First Aid		Other			Cancelled, Abated or Adjusted (1968)	
Animal, Insect, & Rodent Control		Total	1,557,134.71		Balance December 31, 1968	
Other Welfare Services		ISSUED AND OUTSTANDING			PROPERTY ACQUIRED BY DEED OR FORECLOSURE	
RECREATION and CONSERVATION		School	1,276,717.40		Balance January 1, 1968	
Beaches and Boardwalks		Self-liquidating			Transfers From Liens	
Parks, Playgrounds, Shade Trees	2,250.00	Other	1,276,717.40		Sale for Cash (1968)	
Land Reclamation & Conservation		Total			Cancelled, Abated or Adjusted (1968)	
Other Recreational Services	700.00	EQUALIZED VALUATION BASIS			Balance December 31, 1968	
EDUCATION (excluding schools)		14,750,035.00			CURRENT FINANCES DECEMBER 31, 1968	
Libraries	500.00	1968 CAPITAL OUTLAY			ASSETS	
Other Educational Services		Beaches and Boardwalks			Cash on Hand Dec. 31, 1968	
STATUTORY EXPENDITURES		Parks and Playgrounds			Taxes Receivable	
Pensions & F. I. C. A.	1,780.62	Public Buildings and Grounds			Tax Title Liens	
Employee Fringe Benefits		Vehicular Equipment			Foreclosed Property	
Other Statutory Expenditures		Streets, Roads, Sidewalks, Storm Sewers			Emergencies & Other Deferred Charges	
TOTAL MUNICIPAL FUNCTIONS	119,172.92	Sewer System			State Aid Receivable	
CAPITAL IMPROVEMENTS	1,500.00	Water System			Other Receivables	
DEBT SERVICE		Other Utilities			Total	
Principal Payments		Hospitals and Clinics			LIABILITIES	
Interest Payments		Garbage and Trash Disposal Facilities			Cash Liabilities	
Other Debt Administration		Health Equipment			Reserves For Receivables	
DEFERRED CHARGES	5,912.38	Library and Education Facilities			Surplus on Hand Dec. 31, 1968	
SCHOOL, COUNTY, SPECIAL DISTRICT TAXES	521,713.85	Conservation and Recreation			Total	
RESERVE FOR UNCOLLECTED TAXES	48,050.00	Other Expenditures				
TOTAL EXPENDITURES	696,349.15					

1802
Population 1960 9,018
Population 1968 13,200

Moody Rating
Land Area 24.40 Sq. Miles

Net Valuation Taxable 41,647,862
State Equalized Value 98,458,302
Net Valuation on Which County Taxes
are apportioned: 90,843,528
State Equalization Ratio .4230

BERNARDS TWP
TAX RATE:
General Rate Per \$100. 7.32
Effective Tax Rate
General Rate 3.09
Municipal Functions 1.20

PER CAPITA:
Gross Debt 457.27
Net Debt 190.77
Debt Service
Total Tax Levy 230.46
Municipal Functions 89.92

PER CENT:
Gross Debt 6.86
Net Debt 2.86
Tax Levy Collected 96.19
Tax Levy Cancelled, Abated
or Adjusted .10

1968 EXPENDITURES		1968 REVENUES		1968 PROPERTY TAX	
GENERAL GOVERNMENT		1968 Property Taxes Collected		Local District School Taxes	
Governing Body & Public Boards		1968 Payments in Lieu of Taxes	2,926,275.44	Regional & Consolidated School Taxes	1,971,154.00
Municipal Clerk		Delinquent Tax & Lien Collections	22,319.39	School Taxes in Municipal Budget	
Financial Administration	3,167.34	Business Personalty Replacement Taxes	88,979.08	County Taxes	445,313.54
Assessment of Taxes	9,954.00	Taxes from Public Utilities	20,837.00	County Library Taxes	24,420.57
Collection of Taxes	12,153.00	Other Miscellaneous Tax Revenues	167,560.36	Local Municipal Purpose Taxes	550,192.47
Planning, Housing & Development	8,014.00	State Aid Revenues	41,503.00	Veteran & Senior Citizen Taxes	56,380.00
Elections	1,741.52	Federal Aid Revenues		Total Taxes for Rate Computation	3,047,460.58
General Administration (other)	123,437.00	Sale of Acquired Property		Special District Taxes	
JUDICIARY		Other Miscellaneous Revenues	64,005.93	Bank Stock Taxes	1,908.44
Municipal Courts	4,000.00	Total 1968 Revenues	3,331,480.20	Added and Omitted Taxes	49,113.01
PUBLIC SAFETY		Prior Years Surplus Appropriated	275,000.00	Total Taxes Levied	3,042,102.03
Fire Protection	48,000.00	TOTAL REVENUES	3,606,480.20	1968 TAXES COLLECTED	2,926,275.44
Police Protection	149,041.14			1968 Taxes Cancelled, Abated or Adjusted	3,311.12
Civil Defense & Disaster Control	500.00			Transfer To Tax Title Liens	3,428.63
Environmental Inspection & Control	6,980.00			Balance Outstanding Dec. 31, 1968	110,283.88
Other Public Safety					
PUBLIC WORKS		1968 REAL PROPERTY VALUATIONS - ASSESSED		PRIOR YEARS TAXES OUTSTANDING	
Streets and Drainage	310,944.00	Code Class %		Balance January 1, 1968	106,487.68
Sewers and Sewage Processing	40,000.00	1 Vacant Land 3.49	1,438,475.00	Collected in 1968	87,953.22
Garbage and Trash Disposal		2 Residential 87.56	36,102,200.00	Cancelled, Abated or Adjusted (1968)	
Public Buildings and Grounds	32,259.00	3 Farm 2.75	1,133,700.00	Transfers to Tax Title Liens	435.39
Other Public Works		4a Commercial 5.61	2,313,000.00	Balance December 31, 1968	18,099.07
HEALTH and WELFARE		4b Industrial .60	245,600.00	TAX TITLE LIENS OUTSTANDING	
Health Services Except Environmental	5,165.00	4c Apartments		Balance January 1, 1968	20,246.00
Welfare-Public Assistance	600.00	Total Valuation 100.01	41,232,975.00	Transfers From Taxes	3,939.71
Hospitals, Clinics, First Aid		CAPITAL DEBT AUTHORIZED, DECEMBER 31, 1968		Redeemed in 1968	1,025.86
Animal, Insect, & Rodent Control		ISSUED AND UNISSUED		Cancelled, Abated or Adjusted (1968)	
Other Welfare Services		School	GROSS DEBT 5,288,000.00	Balance December 31, 1968	23,159.85
RECREATION and CONSERVATION		Self-liquidating	748,000.00	PROPERTY ACQUIRED BY DEED OR FORECLOSURE	
Beaches and Boardwalks		Other	748,000.00	Balance January 1, 1968	100.00
Parks, Playgrounds, Shade Trees	1,011.00	Total	6,036,000.00	Transfers From Liens	
Land Reclamation & Conservation				Sale for Cash (1968)	
Other Recreational Services				Cancelled, Abated or Adjusted (1968)	
EDUCATION (excluding schools)				Balance December 31, 1968	100.00
Libraries	22,000.00			CURRENT FINANCES DECEMBER 31, 1968	
Other Educational Services				ASSETS	
STATUTORY EXPENDITURES				Cash on Hand Dec. 31, 1968	392,405.33
Pensions & F. I. C. A.	38,250.00			Taxes Receivable	128,382.95
Employee Fringe Benefits	4,500.00			Tax Title Liens	23,159.85
Other Statutory Expenditures				Foreclosed Property	100.00
TOTAL MUNICIPAL FUNCTIONS	821,717.00			Emergencies & Other Deferred Charges	8,000.00
CAPITAL IMPROVEMENTS	76,100.00			State Aid Receivable	84,272.00
DEBT SERVICE				Other Receivables	
Principal Payments				Total	636,320.13
Interest Payments				LIABILITIES	
Other Debt Administration				Cash Liabilities	154,488.64
DEFERRED CHARGES				Reserves For Receivables	151,642.80
SCHOOL, COUNTY, SPECIAL DISTRICT TAXES	2,440,888.11			Surplus on Hand Dec. 31, 1968	330,188.69
RESERVE FOR UNCOLLECTED TAXES	289,203.91			Total	636,320.13
TOTAL EXPENDITURES	3,627,909.02				

1803		BERNARDSVILLE BORO				PER CAPITA:		PER CENT:	
Population 1960	5,515	Net Valuation Taxable	30,075,903	TAX RATE:		Gross Debt	540.18	Gross Debt	5.22
Population 1968	6,760	State Equalized Value	78,691,530	General Rate Per \$100.		Net Debt	126.31	Net Debt	1.22
		Net Valuation on Which County Taxes		Effective Tax Rate		Debt Service		Tax Levy Collected	95.48
Moody Rating		are apportioned:	72,845,276	General Rate		Total Tax Levy	275.26	Tax Levy Cancelled, Abated	
Land Area	13.10 Sq. Miles	State Equalization Ratio	.3822	Municipal Functions		Municipal Functions	108.32	or Adjusted	.06
1968 EXPENDITURES		1968 REVENUES				1968 PROPERTY TAX			
GENERAL GOVERNMENT		1968 Property Taxes Collected				1,776,839.29			
Governing Body & Public Boards		1968 Payments in Lieu of Taxes				3,920.61			
Municipal Clerk		Delinquent Tax & Lien Collections				72,854.65			
Financial Administration		Business Personalty Replacement Taxes				50,911.00			
Assessment of Taxes		Taxes from Public Utilities				91,699.76			
Collection of Taxes		Other Miscellaneous Tax Revenues				10,070.70			
Planning, Housing & Development		State Aid Revenues							
Elections		Federal Aid Revenues							
General Administration (other)		Sale of Acquired Property							
JUDICIARY		Other Miscellaneous Revenues				45,607.52			
Municipal Courts		Total 1968 Revenues				2,051,903.53			
PUBLIC SAFETY		Prior Years Surplus Appropriated				160,000.00			
Fire Protection		TOTAL REVENUES				2,211,903.53			
Police Protection		1968 REAL PROPERTY VALUATIONS - ASSESSED							
Civil Defense & Disaster Control		Code Class %							
Environmental Inspection & Control		1 Vacant Land 4.63				1,366,525.00			
Other Public Safety		2 Residential 84.05				24,829,000.00			
PUBLIC WORKS		3 Farm .49				144,800.00			
Streets and Drainage		4a Commercial 8.96				2,645,900.00			
Sewers and Sewage Processing		4b Industrial 1.07				316,400.00			
Garbage and Trash Disposal		4c Apartments .80				237,500.00			
Public Buildings and Grounds		Total Valuation100.00				29,540,125.00			
Other Public Works		CAPITAL DEBT AUTHORIZED, DECEMBER 31, 1968							
HEALTH and WELFARE		ISSUED AND UNISSUED				GROSS DEBT NET DEBT			
Health Services Except Environmental		School				3,511,000.00 713,293.72			
Welfare-Public Assistance		Self-liquidating				140,619.40 140,619.40			
Hospitals, Clinics, First Aid		Other				3,651,619.40 853,913.12			
Animal, Insect, & Rodent Control		Total							
Other Welfare Services		ISSUED AND OUTSTANDING							
RECREATION and CONSERVATION		School				3,511,000.00			
Beaches and Boardwalks		Self-liquidating							
Parks, Playgrounds, Shade Trees		Other				3,511,000.00			
Land Reclamation & Conservation		Total				69,942,657.00			
Other Recreational Services		EQUALIZED VALUATION BASIS							
EDUCATION (excluding schools)		1968 CAPITAL OUTLAY				388,584.74			
Libraries		Beaches and Boardwalks				5,621.40			
Other Educational Services		Parks and Playgrounds							
STATUTORY EXPENDITURES		Public Buildings and Grounds				284,436.93			
Pensions & F. I. C. A.		Vehicular Equipment				90,926.41			
Employee Fringe Benefits		Streets, Roads, Sidewalks, Storm Sewers							
Other Statutory Expenditures		Sewer System							
TOTAL MUNICIPAL FUNCTIONS		Water System							
CAPITAL IMPROVEMENTS		Other Utilities							
DEBT SERVICE		Hospitals and Clinics							
Principal Payments		Garbage and Trash Disposal Facilities							
Interest Payments		Health Equipment							
Other Debt Administration		Library and Education Facilities							
DEFERRED CHARGES		Conservation and Recreation							
SCHOOL, COUNTY, SPECIAL DISTRICT TAXES		Other Expenditures				7,600.00			
RESERVE FOR UNCOLLECTED TAXES									
TOTAL EXPENDITURES									

0302		BEVERLY CITY				PER CAPITA:		PER CENT:		
Population 1960	3,400	Net Valuation Taxable	9,994,620	TAX RATE:		Gross Debt	72.58	Gross Debt	2.64	
Population 1968	3,720	State Equalized Value	10,678,012	General Rate Per \$100.		Net Debt	2.68	Net Debt	.09	
		Net Valuation on Which County Taxes		Effective Tax Rate		Debt Service	6.82	Tax Levy Collected	87.67	
Moody Rating		are apportioned:	10,703,710	General Rate		Total Tax Levy	82.79	Tax Levy Cancelled, Abated		
Land Area	.54 Sq. Miles	State Equalization Ratio	.9360	Municipal Functions		Municipal Functions	65.20	or Adjusted	.04	
1968 EXPENDITURES		1968 REVENUES		1968 PROPERTY TAX						
GENERAL GOVERNMENT		1968 Property Taxes Collected		270,042.29		Local District School Taxes				162,005.00
Governing Body & Public Boards		1968 Payments in Lieu of Taxes		15,575.42		Regional & Consolidated School Taxes				
Municipal Clerk		Delinquent Tax & Lien Collections		26,480.63		School Taxes in Municipal Budget				7,759.00
Financial Administration		2,825.00	Business Personalty Replacement Taxes	17,257.00		County Taxes				56,916.43
Assessment of Taxes		1,275.00	Taxes from Public Utilities	33,873.05		County Library Taxes				2,889.22
Collection of Taxes		2,955.00	Other Miscellaneous Tax Revenues			Local Municipal Purpose Taxes				75,673.77
Planning, Housing & Development		975.04	State Aid Revenues	17,934.00		Veteran & Senior Citizen Taxes				19,980.00
Elections			Federal Aid Revenues			Total Taxes for Rate Computation				325,223.42
General Administration (other)		14,210.00	Sale of Acquired Property			Special District Taxes				
JUDICIARY			Other Miscellaneous Revenues	11,985.24		Bank Stock Taxes				2,534.23
Municipal Courts		1,425.00	Total 1968 Revenues	393,147.63		Added and Omitted Taxes				225.27
PUBLIC SAFETY			Prior Years Surplus Appropriated	23,500.00		Total Taxes Levied				308,002.92
Fire Protection		7,375.00	TOTAL REVENUES	416,647.63		1968 TAXES COLLECTED				270,042.29
Police Protection		42,505.22				1968 Taxes Cancelled, Abated or Adjusted				138.55
Civil Defense & Disaster Control		400.00				Transfer To Tax Title Liens				1,426.25
Environmental Inspection & Control		200.00				Balance Outstanding Dec. 31, 1968				36,395.83
Other Public Safety						PRIOR YEARS TAXES OUTSTANDING				
PUBLIC WORKS						Balance January 1, 1968				69,362.77
Streets and Drainage		37,924.49				Collected in 1968				26,384.35
Sewers and Sewage Processing						Cancelled, Abated or Adjusted (1968)				
Garbage and Trash Disposal		1,300.00				Transfers to Tax Title Liens				
Public Buildings and Grounds		15,161.23				Balance December 31, 1968				42,978.42
Other Public Works						TAX TITLE LIENS OUTSTANDING				
HEALTH and WELFARE						Balance January 1, 1968				5,732.98
Health Services Except Environmental		1,875.00				Transfers From Taxes				1,426.25
Welfare-Public Assistance		1,350.04				Redeemed in 1968				96.28
Hospitals, Clinics, First Aid						Cancelled, Abated or Adjusted (1968)				
Animal, Insect, & Rodent Control						Balance December 31, 1968				7,062.95
Other Welfare Services						PROPERTY ACQUIRED BY DEED OR FORECLOSURE				
RECREATION and CONSERVATION						Balance January 1, 1968				5,960.00
Beaches and Boardwalks						Transfers From Liens				
Parks, Playgrounds, Shade Trees		4,030.00				Sale for Cash (1968)				
Land Reclamation & Conservation						Cancelled, Abated or Adjusted (1968)				
Other Recreational Services		700.00				Balance December 31, 1968				5,960.00
EDUCATION (excluding schools)						CURRENT FINANCES DECEMBER 31, 1968				
Libraries		550.00				ASSETS				
Other Educational Services						Cash on Hand Dec. 31, 1968				24,935.92
STATUTORY EXPENDITURES						Taxes Receivable				79,374.25
Pensions & F. I. C. A.		6,825.00				Tax Title Liens				7,062.95
Employee Fringe Benefits		3,400.00				Foreclosed Property				5,960.00
Other Statutory Expenditures						Emergencies & Other Deferred Charges				12,066.51
TOTAL MUNICIPAL FUNCTIONS		147,261.02				State Aid Receivable				7,249.11
CAPITAL IMPROVEMENTS		10,000.00				Other Receivables				46,875.80
DEBT SERVICE						Total				183,524.54
Principal Payments		15,000.00				LIABILITIES				
Interest Payments		10,385.00				Cash Liabilities				33,700.69
Other Debt Administration						Reserves For Receivables				139,273.00
DEFERRED CHARGES		10,800.00				Surplus on Hand Dec. 31, 1968				10,550.85
SCHOOL, COUNTY, SPECIAL DISTRICT TAXES		229,569.65				Total				183,524.54
RESERVE FOR UNCOLLECTED TAXES		49,113.00								
TOTAL EXPENDITURES		472,128.67								

2104		BLAIRSTOWN TWP			PER CAPITA:	PER CENT:
Population 1960	1,797	Net Valuation Taxable	13,221,002	TAX RATE:	Gross Debt 539.00	Gross Debt 5.81
Population 1968	2,000	State Equalized Value	18,827,972	General Rate Per \$100. .63	Net Debt	Net Debt
		Net Valuation on Which County Taxes are apportioned:	17,286,152	Effective Tax Rate	Debt Service	Tax Levy Collected 93.39
Moody Rating		State Equalization Ratio	.7022	General Rate .44	Total Tax Levy 36.66	Tax Levy Cancelled, Abated
Land Area 30.70 Sq. Miles				Municipal Functions 5.50	Municipal Functions 518.31	or Adjusted .39
1968 EXPENDITURES		1968 REVENUES		1968 PROPERTY TAX		
GENERAL GOVERNMENT		1968 Property Taxes Collected		68,484.16	Local District School Taxes	
Governing Body & Public Boards		1968 Payments in Lieu of Taxes			Regional & Consolidated School Taxes	
Municipal Clerk	3,520.00	Delinquent Tax & Lien Collections		12,974.34	School Taxes in Municipal Budget	
Financial Administration	3,500.00	Business Personality Replacement Taxes		24,592.00	County Taxes	67,312.83
Assessment of Taxes	3,200.00	Taxes from Public Utilities		1,211,388.14	County Library Taxes	3,437.84
Collection of Taxes	150.00	Other Miscellaneous Tax Revenues		74,343.00	Local Municipal Purpose Taxes	
Planning, Housing & Development		State Aid Revenues			Veteran & Senior Citizen Taxes	11,370.00
Elections	17,200.00	Federal Aid Revenues			Total Taxes for Rate Computation	82,120.67
General Administration (other)		Sale of Acquired Property			Special District Taxes	
JUDICIARY	1,200.00	Other Miscellaneous Revenues		81,770.17	Bank Stock Taxes	1,372.50
Municipal Courts		Total 1968 Revenues		1,473,551.81	Added and Omitted Taxes	1,206.69
PUBLIC SAFETY	15,320.00	Prior Years Surplus Appropriated			Total Taxes Levied	73,329.86
Fire Protection	8,440.00	TOTAL REVENUES		1,473,551.81	1968 TAXES COLLECTED	68,484.16
Police Protection	670.00	1968 REAL PROPERTY VALUATIONS - ASSESSED			1968 Taxes Cancelled, Abated or Adjusted	290.41
Civil Defense & Disaster Control	1,050.00	Code Class %			Transfer To Tax Title Liens	
Environmental Inspection & Control		1 1 Vacant Land 4.38		572,475.00	Balance Outstanding Dec. 31, 1968	7,292.26
Other Public Safety		2 2 Residential 49.74		6,504,675.00		
PUBLIC WORKS	515,500.00	3 3 Farm 25.46		3,330,400.00	PRIOR YEARS TAXES OUTSTANDING	
Streets and Drainage		4a 4a Commercial 15.57		2,036,125.00	Balance January 1, 1968	30,270.57
Sewers and Sewage Processing	2,170.00	4b 4b Industrial 4.85		633,625.00	Collected in 1968	
Garbage and Trash Disposal	50,810.00	4c 4c Apartments			Cancelled, Abated or Adjusted (1968)	7,182.23
Public Buildings and Grounds		Total Valuation 100.00		13,077,300.00	Transfers to Tax Title Liens	
Other Public Works		CAPITAL DEBT AUTHORIZED, DECEMBER 31, 1968			Balance December 31, 1968	23,088.34
HEALTH and WELFARE	960.00	ISSUED AND UNISSUED			TAX TITLE LIENS OUTSTANDING	
Health Services Except Environmental	160.00	GROSS DEBT		1,078,017.38	Balance January 1, 1968	1,040.79
Welfare-Public Assistance	250.00	NET DEBT			Transfers From Taxes	
Hospitals, Clinics, First Aid		School			Redeemed in 1968	
Animal, Insect, & Rodent Control		Self-liquidating			Cancelled, Abated or Adjusted (1968)	
Other Welfare Services		Other			Balance December 31, 1968	1,040.79
RECREATION and CONSERVATION		Total 1,078,017.38			PROPERTY ACQUIRED BY DEED OR FORECLOSURE	
Beaches and Boardwalks		ISSUED AND OUTSTANDING			Balance January 1, 1968	
Parks, Playgrounds, Shade Trees	4,580.00	School		180,000.00	Transfers From Liens	
Land Reclamation & Conservation		Self-liquidating			Sale for Cash (1968)	
Other Recreational Services		Other			Cancelled, Abated or Adjusted (1968)	
EDUCATION (excluding schools)	1,000.00	Total 180,000.00			Balance December 31, 1968	
Libraries	312,032.25	EQUALIZED VALUATION BASIS		18,526,020.33	CURRENT FINANCES DECEMBER 31, 1968	
Other Educational Services		1968 CAPITAL OUTLAY			ASSETS	
STATUTORY EXPENDITURES		Beaches and Boardwalks			Cash on Hand Dec. 31, 1968	2,167,078.94
Pensions & F. I. C. A.	3,520.00	Parks and Playgrounds			Taxes Receivable	17,406.26
Employee Fringe Benefits	3,300.00	Public Buildings and Grounds			Tax Title Liens	1,040.79
Other Statutory Expenditures		Vehicular Equipment			Foreclosed Property	
TOTAL MUNICIPAL FUNCTIONS	948,532.25	Streets, Roads, Sidewalks, Storm Sewers			Emergencies & Other Deferred Charges	700.00
CAPITAL IMPROVEMENTS	50,000.00	Sewer System			State Aid Receivable	102,833.00
DEBT SERVICE		Water System			Other Receivables	669.59
Principal Payments		Other Utilities			Total	2,289,728.58
Interest Payments		Hospitals and Clinics			LIABILITIES	
Other Debt Administration		Garbage and Trash Disposal Facilities			Cash Liabilities	636,751.43
DEFERRED CHARGES	70,750.67	Health Equipment			Reserves For Receivables	19,116.64
SCHOOL, COUNTY, SPECIAL DISTRICT TAXES	38,100.00	Library and Education Facilities			Surplus on Hand Dec. 31, 1968	1,633,860.51
RESERVE FOR UNCOLLECTED TAXES		Conservation and Recreation			Total	2,289,728.58
TOTAL EXPENDITURES	1,107,382.92	Other Expenditures				

0702
Population 1960 51,867
Population 1968 54,780
Moody Rating AA
Land Area 5.40 Sq. Miles

Net Valuation Taxable 280,959,100
State Equalized Value 348,800,869
Net Valuation on Which County Taxes are apportioned: 354,491,975
State Equalization Ratio .8055

BLOOMFIELD TOWN

TAX RATE:
General Rate Per \$100. 4.81
Effective Tax Rate
General Rate 3.87
Municipal Functions 1.93

PER CAPITA:

Gross Debt 173.09
Net Debt 70.94
Debt Service 12.28
Total Tax Levy 242.99
Municipal Functions 123.30

PER CENT:

Gross Debt 2.92
Net Debt 1.19
Tax Levy Collected 97.40
Tax Levy Cancelled, Abated or Adjusted .25

1968 EXPENDITURES		1968 REVENUES		1968 PROPERTY TAX	
GENERAL GOVERNMENT					
Governing Body & Public Boards	1,200.00	1968 Property Taxes Collected	12,965,826.32	Local District School Taxes	5,180,999.45
Municipal Clerk	63,123.00	1968 Payments in Lieu of Taxes		Regional & Consolidated School Taxes	
Financial Administration	36,431.00	Delinquent Tax & Lien Collections	187,577.10	School Taxes in Municipal Budget	447,578.25
Assessment of Taxes	28,908.00	Business Personalty Replacement Taxes	660,298.00	County Taxes	4,065,659.28
Collection of Taxes	46,507.00	Taxes from Public Utilities	545,510.32	County Library Taxes	
Planning, Housing & Development	27,100.00	Other Miscellaneous Tax Revenues		Local Municipal Purpose Taxes	3,534,328.36
Elections		State Aid Revenues	164,393.37	Veteran & Senior Citizen Taxes	265,030.00
General Administration (other)	210,591.00	Federal Aid Revenues		Total Taxes for Rate Computation	13,493,595.34
JUDICIARY		Sale of Acquired Property		Special District Taxes	
Municipal Courts	35,920.00	Other Miscellaneous Revenues	524,891.63	Bank Stock Taxes	20,789.79
PUBLIC SAFETY		Total 1968 Revenues	15,048,496.74	Added and Omitted Taxes	62,106.72
Fire Protection	1,067,241.00	Prior Years Surplus Appropriated	1,133,000.00	Total Taxes Levied	13,311,461.85
Police Protection	1,191,601.00	TOTAL REVENUES	16,181,496.74	1968 TAXES COLLECTED	12,965,826.32
Civil Defense & Disaster Control	19,718.00			1968 Taxes Cancelled, Abated or Adjusted	33,683.43
Environmental Inspection & Control	144,497.00			Transfer To Tax Title Liens	6,041.74
Other Public Safety				Balance Outstanding Dec. 31, 1968	305,910.36
PUBLIC WORKS		1968 REAL PROPERTY VALUATIONS - ASSESSED			
Streets and Drainage	290,832.78	Code Class %			
Sewers and Sewage Processing	143,341.43	1 Vacant Land .53	1,466,900.00	PRIOR YEARS TAXES OUTSTANDING	
Garbage and Trash Disposal	324,500.00	2 Residential 64.88	179,815,800.00	Balance January 1, 1968	228,893.65
Public Buildings and Grounds	144,677.00	3 Farm		Collected in 1968	184,434.16
Other Public Works		4a Commercial 16.16	44,791,400.00	Cancelled, Abated or Adjusted (1968)	
HEALTH and WELFARE		4b Industrial 8.20	22,711,400.00	Transfers to Tax Title Liens	1,159.21
Health Services Except Environmental	165,714.18	4c Apartments 10.23	28,351,700.00	Balance December 31, 1968	43,300.28
Welfare-Public Assistance	42,347.00	Total Valuation 100.00	277,137,200.00		
Hospitals, Clinics, First Aid				TAX TITLE LIENS OUTSTANDING	
Animal, Insect, & Rodent Control	1,000.00			Balance January 1, 1968	44,466.80
Other Welfare Services				Transfers From Taxes	7,335.37
RECREATION and CONSERVATION				Redeemed in 1968	3,142.94
Beaches and Boardwalks				Cancelled, Abated or Adjusted (1968)	
Parks, Playgrounds, Shade Trees	550.00			Balance December 31, 1968	48,659.23
Land Reclamation & Conservation				PROPERTY ACQUIRED BY DEED OR FORECLOSURE	
Other Recreational Services	141,439.00			Balance January 1, 1968	43,400.00
EDUCATION (excluding schools)				Transfers From Liens	
Libraries	260,654.00			Sale for Cash (1968)	
Other Educational Services	85,377.00			Cancelled, Abated or Adjusted (1968)	
STATUTORY EXPENDITURES				Balance December 31, 1968	43,400.00
Pensions & F. I. C. A.	444,939.63			CURRENT FINANCES DECEMBER 31, 1968	
Employee Fringe Benefits	129,700.00			ASSETS	
Other Statutory Expenditures				Cash on Hand Dec. 31, 1968	1,949,622.69
TOTAL MUNICIPAL FUNCTIONS	5,047,909.02			Taxes Receivable	349,210.64
CAPITAL IMPROVEMENTS	55,000.00			Tax Title Liens	48,659.23
DEBT SERVICE				Foreclosed Property	43,400.00
Principal Payments	448,000.00			Emergencies & Other Deferred Charges	29,200.00
Interest Payments	225,067.18			State Aid Receivable	103,546.18
Other Debt Administration				Other Receivables	20,578.27
DEFERRED CHARGES	44,155.59			Total	2,544,217.01
SCHOOL, COUNTY, SPECIAL DISTRICT TAXES	9,694,236.98			LIABILITIES	
RESERVE FOR UNCOLLECTED TAXES	934,482.03			Cash Liabilities	322,546.24
TOTAL EXPENDITURES	16,448,850.80			Reserves For Receivables	461,848.14
				Surplus on Hand Dec. 31, 1968	1,759,822.63
				Total	2,544,217.01

1601		BLOOMINGDALE BORO				PER CAPITA:		PER CENT:	
Population 1960	5,293	Net Valuation Taxable	45,779,934	TAX RATE:		Gross Debt	378.81	Gross Debt	6.35
Population 1968	7,070	State Equalized Value	43,976,881	General Rate Per \$100.		Net Debt	193.80	Net Debt	3.24
		Net Valuation on Which County Taxes		Effective Tax Rate		Debt Service	6.08	Tax Levy Collected	95.62
Moody Rating		are apportioned:	44,809,414	General Rate		Total Tax Levy	227.13	Tax Levy Cancelled, Abated	
Land Area	9.10 Sq. Miles	State Equalization Ratio	1.0410	Municipal Functions		Municipal Functions	82.59	or Adjusted	.25
1968 EXPENDITURES		1968 REVENUES		1968 PROPERTY TAX					
GENERAL GOVERNMENT									
Governing Body & Public Boards	22,510.00	1968 Property Taxes Collected		1,535,559.06		Local District School Taxes			
Municipal Clerk		1968 Payments in Lieu of Taxes				Regional & Consolidated School Taxes			
Financial Administration	2,800.00	Delinquent Tax & Lien Collections		48,606.39		School Taxes in Municipal Budget			
Assessment of Taxes	5,425.00	Business Personalty Replacement Taxes		45,014.00		County Taxes			
Collection of Taxes	8,348.00	Taxes from Public Utilities		69,615.87		County Library Taxes			
Planning, Housing & Development	9,740.00	Other Miscellaneous Tax Revenues				Local Municipal Purpose Taxes			
Elections	1,000.00	State Aid Revenues		8,114.00		Veteran & Senior Citizen Taxes			
General Administration (other)	28,650.00	Federal Aid Revenues				Total Taxes for Rate Computation			
JUDICIARY		Sale of Acquired Property				Special District Taxes			
Municipal Courts	3,125.00	Other Miscellaneous Revenues		44,850.66		Bank Stock Taxes			
PUBLIC SAFETY		Total 1968 Revenues		1,751,759.98		Added and Omitted Taxes			
Fire Protection	18,925.00	Prior Years Surplus Appropriated		75,000.00		Total Taxes Levied			
Police Protection	70,025.00	TOTAL REVENUES		1,826,759.98		1968 TAXES COLLECTED			
Civil Defense & Disaster Control	100.00					1968 Taxes Cancelled, Abated or Adjusted			
Environmental Inspection & Control	4,325.00					Transfer To Tax Title Liens			
Other Public Safety						Balance Outstanding Dec. 31, 1968			
PUBLIC WORKS		1968 REAL PROPERTY VALUATIONS - ASSESSED							
Streets and Drainage	83,102.58	Code	Class	%					
Sewers and Sewage Processing	3,925.00	1	Vacant Land	7.10	3,223,900.00				
Garbage and Trash Disposal	110,850.00	2	Residential	80.91	36,733,100.00	PRIOR YEARS TAXES OUTSTANDING			
Public Buildings and Grounds	21,586.00	3	Farm			Balance January 1, 1968			
Other Public Works		4a	Commercial	9.86	4,476,600.00	Collected in 1968			
HEALTH and WELFARE		4b	Industrial	.64	288,900.00	Cancelled, Abated or Adjusted (1968)			
Health Services Except Environmental	12,560.00	4c	Apartments	1.49	677,400.00	Transfers to Tax Title Liens			
Welfare-Public Assistance	2,475.00	Total Valuation		100.00		Balance December 31, 1968			
Hospitals, Clinics, First Aid	3,646.50								
Animal, Insect, & Rodent Control									
Other Welfare Services									
RECREATION and CONSERVATION		CAPITAL DEBT AUTHORIZED, DECEMBER 31, 1968							
Beaches and Boardwalks		ISSUED AND UNISSUED		GROSS DEBT		TAX TITLE LIENS OUTSTANDING			
Parks, Playgrounds, Shade Trees	8,350.00	School		2,255,000.00		Balance January 1, 1968			
Land Reclamation & Conservation		Self-liquidating		423,229.78		Transfers From Taxes			
Other Recreational Services	9,500.00	Other		380,338.47		Redeemed in 1968			
EDUCATION (excluding schools)		Total		2,678,229.78		Cancelled, Abated or Adjusted (1968)			
Libraries	600.00					Balance December 31, 1968			
Other Educational Services		ISSUED AND OUTSTANDING				PROPERTY ACQUIRED BY DEED OR FORECLOSURE			
STATUTORY EXPENDITURES		School		605,000.00		Balance January 1, 1968			
Pensions & F. I. C. A.	15,749.00	Self-liquidating		326,000.00		Transfers From Liens			
Employee Fringe Benefits	2,800.00	Other		931,000.00		Sale for Cash (1968)			
Other Statutory Expenditures		Total				Cancelled, Abated or Adjusted (1968)			
TOTAL MUNICIPAL FUNCTIONS	450,117.08	EQUALIZED VALUATION BASIS		42,171,413.00		Balance December 31, 1968			
CAPITAL IMPROVEMENTS		1968 CAPITAL OUTLAY		106,993.58		CURRENT FINANCES DECEMBER 31, 1968			
DEBT SERVICE		Beaches and Boardwalks				ASSETS			
Principal Payments	30,000.00	Parks and Playgrounds				Cash on Hand Dec. 31, 1968			
Interest Payments	13,000.00	Public Buildings and Grounds				Taxes Receivable			
Other Debt Administration		Vehicular Equipment		57,338.72		Tax Title Liens			
DEFERRED CHARGES	28,100.00	Streets, Roads, Sidewalks, Storm Sewers		15,137.01		Foreclosed Property			
SCHOOL, COUNTY, SPECIAL DISTRICT TAXES	1,277,153.64	Sewer System		34,517.85		Emergencies & Other Deferred Charges			
RESERVE FOR UNCOLLECTED TAXES	62,726.34	Water System				State Aid Receivable			
TOTAL EXPENDITURES	1,861,097.06	Other Utilities				Other Receivables			
		Hospitals and Clinics				Total			
		Garbage and Trash Disposal Facilities				LIABILITIES			
		Health Equipment				Cash Liabilities			
		Library and Education Facilities				Reserves For Receivables			
		Conservation and Recreation				Surplus on Hand Dec. 31, 1968			
		Other Expenditures				Total			

1003		BLOOMSBURY BORO				PER CAPITA:		PER CENT:	
Population 1960	838	Net Valuation Taxable	3,447,031	TAX RATE:		Gross Debt	263.71	Gross Debt	6.88
Population 1968	920	State Equalized Value	3,747,994	General Rate Per \$100.		Net Debt	114.51	Net Debt	2.99
		Net Valuation on Which County Taxes are apportioned:	4,052,185	Effective Tax Rate		Debt Service	2.13	Tax Levy Collected	94.14
Moody Rating				General Rate		Total Tax Levy	132.48	Tax Levy Cancelled, Abated or Adjusted	.27
Land Area	1.00 Sq. Miles	State Equalization Ratio	.9197	Municipal Functions		Municipal Functions	64.94		
1968 EXPENDITURES		1968 REVENUES				1968 PROPERTY TAX			
GENERAL GOVERNMENT		1968 Property Taxes Collected				Local District School Taxes			
Governing Body & Public Boards		114,747.64				82,379.00			
Municipal Clerk		1968 Payments in Lieu of Taxes				Regional & Consolidated School Taxes			
Financial Administration		3,942.01				School Taxes in Municipal Budget			
Assessment of Taxes		9,023.00				County Taxes			
Collection of Taxes		5,782.18				County Library Taxes			
Planning, Housing & Development		Other Miscellaneous Tax Revenues				Local Municipal Purpose Taxes			
Elections		1,262.00				Veteran & Senior Citizen Taxes			
General Administration (other)		Federal Aid Revenues				Total Taxes for Rate Computation			
JUDICIARY		Sale of Acquired Property				Special District Taxes			
Municipal Courts		Other Miscellaneous Revenues				Bank Stock Taxes			
PUBLIC SAFETY		Total 1968 Revenues				Added and Omitted Taxes			
Fire Protection		14,968.00				Total Taxes Levied			
Police Protection		1,750.00				1968 TAXES COLLECTED			
Civil Defense & Disaster Control		120.00				1968 Taxes Cancelled, Abated or Adjusted			
Environmental Inspection & Control		TOTAL REVENUES				Transfer To Tax Title Liens			
Other Public Safety		161,329.27				Balance Outstanding Dec. 31, 1968			
PUBLIC WORKS		1968 REAL PROPERTY VALUATIONS - ASSESSED				PRIOR YEARS TAXES OUTSTANDING			
Streets and Drainage		Code Class %				Balance January 1, 1968			
Sewers and Sewage Processing		1 1.16				Collected in 1968			
Garbage and Trash Disposal		2 77.55				Cancelled, Abated or Adjusted (1968)			
Public Buildings and Grounds		3 3.62				Transfers to Tax Title Liens			
Other Public Works		4a 8.05				Balance December 31, 1968			
HEALTH and WELFARE		4b 8.95				TAX TITLE LIENS OUTSTANDING			
Health Services Except Environmental		4c .65				Balance January 1, 1968			
Welfare-Public Assistance		Total Valuation 99.98				Transfers From Taxes			
Hospitals, Clinics, First Aid		CAPITAL DEBT AUTHORIZED, DECEMBER 31, 1968				Redeemed in 1968			
Animal, Insect, & Rodent Control		ISSUED AND UNISSUED				Cancelled, Abated or Adjusted (1968)			
Other Welfare Services		GROSS DEBT				Balance December 31, 1968			
RECREATION and CONSERVATION		199,500.00				PROPERTY ACQUIRED BY DEED OR FORECLOSURE			
Beaches and Boardwalks		31,621.60				Balance January 1, 1968			
Parks, Playgrounds, Shade Trees		11,500.00				Transfers From Liens			
Land Reclamation & Conservation		242,621.60				Sale for Cash (1968)			
Other Recreational Services		ISSUED AND OUTSTANDING				Cancelled, Abated or Adjusted (1968)			
EDUCATION (excluding schools)		School				Balance December 31, 1968			
Libraries		Self-liquidating				CURRENT FINANCES DECEMBER 31, 1968			
Other Educational Services		Other				ASSETS			
STATUTORY EXPENDITURES		Total				Cash on Hand Dec. 31, 1968			
Pensions & F. I. C. A.		EQUALIZED VALUATION BASIS				Taxes Receivable			
Employee Fringe Benefits		3,521,656.00				Tax Title Liens			
Other Statutory Expenditures		19,620.97				Foreclosed Property			
TOTAL MUNICIPAL FUNCTIONS		1968 CAPITAL OUTLAY				Emergencies & Other Deferred Charges			
CAPITAL IMPROVEMENTS		Beaches and Boardwalks				State Aid Receivable			
DEBT SERVICE		Parks and Playgrounds				Other Receivables			
Principal Payments		Public Buildings and Grounds				Total			
Interest Payments		Vehicular Equipment				LIABILITIES			
Other Debt Administration		Streets, Roads, Sidewalks, Storm Sewers				Cash Liabilities			
DEFERRED CHARGES		Sewer System				Reserves For Receivables			
SCHOOL, COUNTY, SPECIAL DISTRICT TAXES		Water System				Surplus on Hand Dec. 31, 1968			
RESERVE FOR UNCOLLECTED TAXES		Other Utilities				Total			
TOTAL EXPENDITURES		Hospitals and Clinics							
		Garbage and Trash Disposal Facilities							
		Health Equipment							
		Library and Education Facilities							
		Conservation and Recreation							
		Other Expenditures							

0204		BOGOTA BORO				PER CAPITA:		PER CENT:	
Population 1960	7,965	Net Valuation Taxable	47,573,210	TAX RATE:		Gross Debt	121.03	Gross Debt	1.94
Population 1968	9,270	State Equalized Value	60,303,219	General Rate Per \$100.		Net Debt		Net Debt	
		Net Valuation on Which County Taxes		Effective Tax Rate		Debt Service		Tax Levy Collected	98.95
Moody Rating		are apportioned:	61,815,371	General Rate		Total Tax Levy	192.85	Tax Levy Cancelled, Abated	
Land Area	.70 Sq. Miles	State Equalization Ratio	.7889	Municipal Functions		Municipal Functions	91.07	or Adjusted	.46
1968 EXPENDITURES		1968 REVENUES				1968 PROPERTY TAX			
GENERAL GOVERNMENT		1968 Property Taxes Collected				Local District School Taxes			
Governing Body & Public Boards		1968 Payments in Lieu of Taxes				Regional & Consolidated School Taxes			
Municipal Clerk		Delinquent Tax & Lien Collections				School Taxes in Municipal Budget			
Financial Administration		Business Personalty Replacement Taxes				County Taxes			
Assessment of Taxes		Taxes from Public Utilities				County Library Taxes			
Collection of Taxes		Other Miscellaneous Tax Revenues				Local Municipal Purpose Taxes			
Planning, Housing & Development		State Aid Revenues				Veteran & Senior Citizen Taxes			
Elections		Federal Aid Revenues				Total Taxes for Rate Computation			
General Administration (other)		Sale of Acquired Property				Special District Taxes			
JUDICIARY		Other Miscellaneous Revenues				Bank Stock Taxes			
Municipal Courts		Total 1968 Revenues				Added and Omitted Taxes			
PUBLIC SAFETY		Prior Years Surplus Appropriated				Total Taxes Levied			
Fire Protection		TOTAL REVENUES				1968 TAXES COLLECTED			
Police Protection		1968 REAL PROPERTY VALUATIONS - ASSESSED				1968 Taxes Cancelled, Abated or Adjusted			
Civil Defense & Disaster Control		Code Class %				Transfer To Tax Title Liens			
Environmental Inspection & Control		1 Vacant Land .48				Balance Outstanding Dec. 31, 1968			
Other Public Safety		2 Residential 74.63				PRIOR YEARS TAXES OUTSTANDING			
PUBLIC WORKS		3 Farm				Balance January 1, 1968			
Streets and Drainage		4a Commercial 5.44				Collected in 1968			
Sewers and Sewage Processing		4b Industrial 10.39				Cancelled, Abated or Adjusted (1968)			
Garbage and Trash Disposal		4c Apartments 9.06				Transfers to Tax Title Liens			
Public Buildings and Grounds		Total Valuation 100.00				Balance December 31, 1968			
Other Public Works		CAPITAL DEBT AUTHORIZED, DECEMBER 31, 1968				TAX TITLE LIENS OUTSTANDING			
HEALTH and WELFARE		ISSUED AND UNISSUED				Balance January 1, 1968			
Health Services Except Environmental		School				Transfers From Taxes			
Welfare-Public Assistance		Self-liquidating				Redeemed in 1968			
Hospitals, Clinics, First Aid		Other				Cancelled, Abated or Adjusted (1968)			
Animal, Insect, & Rodent Control		Total				Balance December 31, 1968			
Other Welfare Services		ISSUED AND OUTSTANDING				PROPERTY ACQUIRED BY DEED OR			
RECREATION and CONSERVATION		School				FORECLOSURE			
Beaches and Boardwalks		Self-liquidating				Balance January 1, 1968			
Parks, Playgrounds, Shade Trees		Other				Transfers From Liens			
Land Reclamation & Conservation		Total				Sale for Cash (1968)			
Other Recreational Services		EQUALIZED VALUATION BASIS				Cancelled, Abated or Adjusted (1968)			
EDUCATION (excluding schools)		1968 CAPITAL OUTLAY				Balance December 31, 1968			
Libraries		Beaches and Boardwalks				CURRENT FINANCES DECEMBER 31, 1968			
Other Educational Services		Parks and Playgrounds				ASSETS			
STATUTORY EXPENDITURES		Public Buildings and Grounds				Cash on Hand Dec. 31, 1968			
Pensions & F. I. C. A.		Vehicular Equipment				Taxes Receivable			
Employee Fringe Benefits		Streets, Roads, Sidewalks, Storm Sewers				Tax Title Liens			
Other Statutory Expenditures		Sewer System				Foreclosed Property			
TOTAL MUNICIPAL FUNCTIONS		Water System				Emergencies & Other Deferred Charges			
CAPITAL IMPROVEMENTS		Other Utilities				State Aid Receivable			
DEBT SERVICE		Hospitals and Clinics				Other Receivables			
Principal Payments		Garbage and Trash Disposal Facilities				Total			
Interest Payments		Health Equipment				LIABILITIES			
Other Debt Administration		Library and Education Facilities				Cash Liabilities			
DEFERRED CHARGES		Conservation and Recreation				Reserves For Receivables			
SCHOOL, COUNTY, SPECIAL DISTRICT TAXES		Other Expenditures				Surplus on Hand Dec. 31, 1968			
RESERVE FOR UNCOLLECTED TAXES						Total			
TOTAL EXPENDITURES									

1401
Population 1960 7,981
Population 1968 9,660

Moody Rating BAA-1
Land Area 2.70 Sq. Miles

Net Valuation Taxable 21,319,372
State Equalized Value 57,948,823
Net Valuation on Which County Taxes
are apportioned: 63,711,078
State Equalization Ratio .3679

BOONTON TOWN

TAX RATE:
General Rate Per \$100. 8.01
Effective Tax Rate
General Rate 2.94
Municipal Functions 1.65

PER CAPITA:

Gross Debt 345.18
Net Debt 77.73
Debt Service 5.44
Total Tax Levy 175.16
Municipal Functions 99.24

PER CENT:

Gross Debt 6.25
Net Debt 1.40
Tax Levy Collected 98.23
Tax Levy Cancelled, Abated
or Adjusted .05

1968 EXPENDITURES		1968 REVENUES		1968 PROPERTY TAX	
GENERAL GOVERNMENT		1968 Property Taxes Collected		Local District School Taxes	
Governing Body & Public Boards			1,662,244.78	Regional & Consolidated School Taxes	
Municipal Clerk	4,900.00	1968 Payments in Lieu of Taxes		School Taxes in Municipal Budget	
Financial Administration	17,381.00	Delinquent Tax & Lien Collections	32,888.34	County Taxes	
Assessment of Taxes	7,460.00	Business Personalty Replacement Taxes	272,712.00	County Library Taxes	
Collection of Taxes	7,460.00	Taxes from Public Utilities	104,637.74	Local Municipal Purpose Taxes	
Planning, Housing & Development	4,112.00	Other Miscellaneous Tax Revenues	17,428.92	Veteran & Senior Citizen Taxes	
Elections		State Aid Revenues		Total Taxes for Rate Computation	
General Administration (other)	72,180.00	Federal Aid Revenues		Special District Taxes	
JUDICIARY		Sale of Acquired Property	54,650.73	Bank Stock Taxes	
Municipal Courts	5,483.00	Other Miscellaneous Revenues	2,144,562.51	Added and Omitted Taxes	
PUBLIC SAFETY		Total 1968 Revenues	213,000.00	Total Taxes Levied	
Fire Protection	27,656.00	Prior Years Surplus Appropriated	2,357,562.51	1968 TAXES COLLECTED	
Police Protection	208,410.00	TOTAL REVENUES		1968 Taxes Cancelled, Abated or Adjusted	
Civil Defense & Disaster Control	2,510.00			Transfer To Tax Title Liens	
Environmental Inspection & Control	2,600.00			Balance Outstanding Dec. 31, 1968	
Other Public Safety				PRIOR YEARS TAXES OUTSTANDING	
PUBLIC WORKS		1968 REAL PROPERTY VALUATIONS - ASSESSED		Balance January 1, 1968	
Streets and Drainage	160,540.00	Code Class %		Collected in 1968	
Sewers and Sewage Processing	11,128.00	1 Vacant Land 2.50	510,850.00	Cancelled, Abated or Adjusted (1968)	
Garbage and Trash Disposal	49,700.00	2 Residential 69.00	14,072,850.00	Transfers to Tax Title Liens	
Public Buildings and Grounds	21,582.00	3 Farm	2,909,450.00	Balance December 31, 1968	
Other Public Works		4a Commercial 14.27	2,458,850.00	TAX TITLE LIENS OUTSTANDING	
HEALTH and WELFARE		4b Industrial 12.06	442,650.00	Balance January 1, 1968	
Health Services Except Environmental	40,368.50	4c Apartments 2.17	20,394,650.00	Transfers From Taxes	
Welfare-Public Assistance	6,980.00	Total Valuation 100.00		Redeemed in 1968	
Hospitals, Clinics, First Aid	500.00	CAPITAL DEBT AUTHORIZED, DECEMBER 31, 1968		Cancelled, Abated or Adjusted (1968)	
Animal, Insect, & Rodent Control	1,400.00	ISSUED AND UNISSUED		Balance December 31, 1968	
Other Welfare Services		School	2,327,000.00	PROPERTY ACQUIRED BY DEED OR FORECLOSURE	
RECREATION and CONSERVATION		Self-liquidating	451,000.00	Balance January 1, 1968	
Beaches and Boardwalks		Other	556,500.00	Transfers From Liens	
Parks, Playgrounds, Shade Trees	8,460.00	Total	3,334,500.00	Sale for Cash (1968)	
Land Reclamation & Conservation				Cancelled, Abated or Adjusted (1968)	
Other Recreational Services	17,577.00	ISSUED AND OUTSTANDING		Balance December 31, 1968	
LIBRARIES	10,000.00	School	2,157,000.00	CURRENT FINANCES DECEMBER 31, 1968	
Other Educational Services		Self-liquidating	411,000.00	ASSETS	
STATUTORY EXPENDITURES		Other	546,500.00	Cash on Hand Dec. 31, 1968	
Pensions & F. I. C. A.	42,350.00	Total	3,114,500.00	Taxes Receivable	
Employee Fringe Benefits	27,800.00			Tax Title Liens	
Other Statutory Expenditures		EQUALIZED VALUATION BASIS	53,315,459.67	Foreclosed Property	
TOTAL MUNICIPAL FUNCTIONS		1968 CAPITAL OUTLAY	84,590.99	Emergencies & Other Deferred Charges	
CAPITAL IMPROVEMENTS		Beaches and Boardwalks		State Aid Receivable	
DEBT SERVICE		Parks and Playgrounds	22,427.83	Other Receivables	
Principal Payments	29,000.00	Public Buildings and Grounds		Total	
Interest Payments	23,580.00	Vehicular Equipment		LIABILITIES	
Other Debt Administration	4,997.75	Streets, Roads, Sidewalks, Storm Sewers		Cash Liabilities	
DEFERRED CHARGES		Sewer System	19,531.06	Reserves For Receivables	
SCHOOL, COUNTY, SPECIAL DISTRICT TAXES	1,383,254.57	Water System	38,882.10	Surplus on Hand Dec. 31, 1968	
RESERVE FOR UNCOLLECTED TAXES	150,004.08	Other Utilities		Total	
TOTAL EXPENDITURES		Hospitals and Clinics			
	2,341,913.90	Garbage and Trash Disposal Facilities			
		Health Equipment			
		Library and Education Facilities			
		Conservation and Recreation			
		Other Expenditures	3,750.00		

1402		BOONTON TWP.		PER CAPITA:		PER CENT:		
Population 1960	1,998	Net Valuation Taxable	16,479,372	TAX RATE:	Gross Debt	303.05	Gross Debt	2.81
Population 1968	2,620	State Equalized Value	30,602,362	General Rate Per \$100.	Net Debt		Net Debt	
		Net Valuation on Which County Taxes		Effective Tax Rate	Debt Service		Tax Levy Collected	94.63
Moody Rating		are apportioned:	31,705,651	General Rate	Total Tax Levy	248.86	Tax Levy Cancelled, Abated	
Land Area	8.49 Sq. Miles	State Equalization Ratio	.5385	Municipal Functions	Municipal Functions	83.24	or Adjusted	.70
1968 EXPENDITURES		1968 REVENUES		1968 PROPERTY TAX				
GENERAL GOVERNMENT		1968 Property Taxes Collected		617,048.39		Local District School Taxes		442,757.29
Governing Body & Public Boards		1968 Payments in Lieu of Taxes				Regional & Consolidated School Taxes		
Municipal Clerk		Delinquent Tax & Lien Collections		20,689.68		School Taxes in Municipal Budget		
Financial Administration	3,050.00	Business Personalty Replacement Taxes		33,062.00		County Taxes		123,337.28
Assessment of Taxes	4,100.00	Taxes from Public Utilities		24,893.52		County Library Taxes		9,485.71
Collection of Taxes	5,450.00	Other Miscellaneous Tax Revenues				Local Municipal Purpose Taxes		69,951.92
Planning, Housing & Development	5,215.00	State Aid Revenues		2,925.00		Veteran & Senior Citizen Taxes		15,570.00
Elections		Federal Aid Revenues				Total Taxes for Rate Computation		661,102.20
General Administration (other)	17,900.00	Sale of Acquired Property				Special District Taxes		
JUDICIARY		Other Miscellaneous Revenues		7,422.28		Bank Stock Taxes		1,548.39
Municipal Courts	1,850.00	Total 1968 Revenues		706,040.87		Added and Omitted Taxes		4,956.84
PUBLIC SAFETY		Prior Years Surplus Appropriated		60,000.00		Total Taxes Levied		652,037.43
Fire Protection	6,006.00	TOTAL REVENUES		766,040.87		1968 TAXES COLLECTED		617,048.39
Police Protection	47,385.00	1968 REAL PROPERTY VALUATIONS - ASSESSED				1968 Taxes Cancelled, Abated or Adjusted		4,603.66
Civil Defense & Disaster Control	2,999.00					Transfer To Tax Title Liens		1,159.77
Environmental Inspection & Control	1,700.00					Balance Outstanding Dec. 31, 1968		29,225.61
Other Public Safety								
PUBLIC WORKS								
Streets and Drainage	47,363.50							
Sewers and Sewage Processing								
Garbage and Trash Disposal								
Public Buildings and Grounds	500.00							
Other Public Works								
HEALTH and WELFARE								
Health Services Except Environmental	2,750.00							
Welfare-Public Assistance	275.00							
Hospitals, Clinics, First Aid								
Animal, Insect, & Rodent Control								
Other Welfare Services								
RECREATION and CONSERVATION								
Beaches and Boardwalks								
Parks, Playgrounds, Shade Trees								
Land Reclamation & Conservation								
Other Recreational Services	2,460.00							
EDUCATION (excluding schools)								
Libraries								
Other Educational Services								
STATUTORY EXPENDITURES								
Pensions & F. I. C. A.	4,070.00							
Employee Fringe Benefits	7,600.00							
Other Statutory Expenditures								
TOTAL MUNICIPAL FUNCTIONS	160,673.50							
CAPITAL IMPROVEMENTS	12,500.00							
DEBT SERVICE								
Principal Payments								
Interest Payments								
Other Debt Administration								
DEFERRED CHARGES								
SCHOOL, COUNTY, SPECIAL DISTRICT TAXES	575,580.28							
RESERVE FOR UNCOLLECTED TAXES	44,938.18							
TOTAL EXPENDITURES	793,691.96							

0303		BORDENTOWN CITY				PER CAPITA:		PER CENT:			
Population 1960	4,974	Net Valuation Taxable	16,659,834	TAX RATE:		Gross Debt	322.03	Gross Debt	9.60		
Population 1968	5,420	State Equalized Value	19,816,621	General Rate Per \$100.	4.51	Net Debt	27.35	Net Debt	.81		
		Net Valuation on Which County Taxes		Effective Tax Rate		Debt Service	10.49	Tax Levy Collected	89.67		
Moody Rating	A	are apportioned:	18,855,797	General Rate	3.79	Total Tax Levy	135.01	Tax Levy Cancelled, Abated			
Land Area	.92 Sq. Miles	State Equalization Ratio	.8407	Municipal Functions	2.36	Municipal Functions	86.64	or Adjusted			
1968 EXPENDITURES		1968 REVENUES			1968 PROPERTY TAX						
GENERAL GOVERNMENT		1968 Property Taxes Collected			656,221.34	Local District School Taxes				206,936.50	
Governing Body & Public Boards		1968 Payments in Lieu of Taxes				Regional & Consolidated School Taxes				198,337.05	
Municipal Clerk		Delinquent Tax & Lien Collections			87,693.65	School Taxes in Municipal Budget				25,669.50	
Financial Administration		2,750.00	Business Personalty Replacement Taxes			50,481.00	County Taxes				100,216.51
Assessment of Taxes		8,750.00	Taxes from Public Utilities			64,993.67	County Library Taxes				5,087.05
Collection of Taxes		1,950.00	Other Miscellaneous Tax Revenues				Local Municipal Purpose Taxes				188,225.69
Planning, Housing & Development		800.00	State Aid Revenues			24,355.44	Veteran & Senior Citizen Taxes				25,450.00
Elections		27,242.50	Federal Aid Revenues				Total Taxes for Rate Computation				749,922.30
General Administration (other)		6,400.00	Sale of Acquired Property				Special District Taxes				
JUDICIARY			Other Miscellaneous Revenues			77,316.72	Bank Stock Taxes				6,104.81
Municipal Courts		15,470.00	Total 1968 Revenues			961,061.82	Added and Omitted Taxes				1,182.75
PUBLIC SAFETY		78,780.00	Prior Years Surplus Appropriated			20,000.00	Total Taxes Levied				731,759.86
Fire Protection		200.00	TOTAL REVENUES			981,061.82	1968 TAXES COLLECTED				656,221.34
Police Protection		2,010.00	1968 REAL PROPERTY VALUATIONS - ASSESSED				1968 Taxes Cancelled, Abated or Adjusted				
Civil Defense & Disaster Control			Code	Class	%		Transfer To Tax Title Liens				4,559.06
Environmental Inspection & Control			1	Vacant Land	1.65	270,250.00	Balance Outstanding Dec. 31, 1968				70,979.46
Other Public Safety			2	Residential	61.80	10,133,500.00	PRIOR YEARS TAXES OUTSTANDING				
PUBLIC WORKS		48,443.00	3	Farm	.05	8,475.00	Balance January 1, 1968				88,777.22
Streets and Drainage			4a	Commercial	19.83	3,251,050.00	Collected in 1968				85,364.47
Sewers and Sewage Processing		35,215.00	4b	Industrial	10.43	1,710,800.00	Cancelled, Abated or Adjusted (1968)				
Garbage and Trash Disposal		31,160.00	4c	Apartments	6.23	1,022,275.00	Transfers to Tax Title Liens				1,400.92
Public Buildings and Grounds			Total Valuation 99.99			16,396,350.00	Balance December 31, 1968				2,011.83
Other Public Works			CAPITAL DEBT AUTHORIZED, DECEMBER 31, 1968				TAX TITLE LIENS OUTSTANDING				
HEALTH and WELFARE		100.00	ISSUED AND UNISSUED			GROSS DEBT	Balance January 1, 1968				11,230.55
Health Services Except Environmental		7,502.00	School			861,735.49	Transfers From Taxes				6,116.92
Welfare-Public Assistance			Self-liquidating			648,050.00	Redeemed in 1968				2,329.18
Hospitals, Clinics, First Aid			Other			235,625.00	Cancelled, Abated or Adjusted (1968)				
Animal, Insect, & Rodent Control			Total			1,745,410.49	Balance December 31, 1968				15,018.33
Other Welfare Services			ISSUED AND OUTSTANDING				PROPERTY ACQUIRED BY DEED OR FORECLOSURE				
RECREATION and CONSERVATION		500.00	School			861,735.49	Balance January 1, 1968				
Beaches and Boardwalks		5,405.00	Self-liquidating			154,000.00	Transfers From Liens				
Parks, Playgrounds, Shade Trees			Other			234,000.00	Sale for Cash (1968)				
Land Reclamation & Conservation		175.00	Total			1,249,735.49	Cancelled, Abated or Adjusted (1968)				
Other Recreational Services		3,750.00	EQUALIZED VALUATION BASIS			18,180,548.67	Balance December 31, 1968				
EDUCATION (excluding schools)			1968 CAPITAL OUTLAY			6,440.80	CURRENT FINANCES DECEMBER 31, 1968				
Libraries			Beaches and Boardwalks				ASSETS				
Other Educational Services			Parks and Playgrounds				Cash on Hand Dec. 31, 1968				193,948.45
STATUTORY EXPENDITURES		24,000.00	Public Buildings and Grounds				Taxes Receivable				72,991.29
Pensions & F. I. C. A.			Vehicular Equipment			1,087.38	Tax Title Liens				15,018.33
Employee Fringe Benefits			Streets, Roads, Sidewalks, Storm Sewers				Foreclosed Property				
Other Statutory Expenditures			Sewer System			595.12	Emergencies & Other Deferred Charges				
TOTAL MUNICIPAL FUNCTIONS		300,602.50	Water System			799.58	State Aid Receivable				12,952.00
CAPITAL IMPROVEMENTS		5,600.00	Other Utilities				Other Receivables				1,293.23
DEBT SERVICE			Hospitals and Clinics				Total				296,203.30
Principal Payments		37,000.00	Garbage and Trash Disposal Facilities				LIABILITIES				
Interest Payments		19,880.87	Health Equipment				Cash Liabilities				78,564.19
Other Debt Administration		92.45	Library and Education Facilities				Reserves For Receivables				89,302.85
DEFERRED CHARGES		536,246.61	Conservation and Recreation				Surplus on Hand Dec. 31, 1968				128,336.26
SCHOOL, COUNTY, SPECIAL DISTRICT TAXES		106,432.55	Other Expenditures			3,958.72	Total				296,203.30
RESERVE FOR UNCOLLECTED TAXES											
TOTAL EXPENDITURES		1,005,854.98									

0304
Population 1960 **5,936**
Population 1968 **7,160**

Moody Rating **BAA**
Land Area **7.41** Sq. Miles

Net Valuation Taxable **40,089,649**
State Equalized Value **43,134,978**
Net Valuation on Which County Taxes
are apportioned: **44,521,229**
State Equalization Ratio **.9294**

BORDENTOWN TWP
TAX RATE:
General Rate Per \$100. **3.25**
Effective Tax Rate
General Rate **3.02**
Municipal Functions **1.38**

PER CAPITA:
Gross Debt **385.37**
Net Debt **28.63**
Debt Service **8.78**
Total Tax Levy **177.34**
Municipal Functions **83.38**

PER CENT:
Gross Debt **6.91**
Net Debt **.51**
Tax Levy Collected **94.55**
Tax Levy Cancelled, Abated
or Adjusted

1968 EXPENDITURES		1968 REVENUES		1968 PROPERTY TAX	
GENERAL GOVERNMENT		1968 Property Taxes Collected		Local District School Taxes	
Governing Body & Public Boards		1968 Payments in Lieu of Taxes		Regional & Consolidated School Taxes	
Municipal Clerk		Delinquent Tax & Lien Collections		School Taxes in Municipal Budget	
Financial Administration	4,650.00	Business Personality Replacement Taxes		County Taxes	
Assessment of Taxes	6,500.00	Taxes from Public Utilities		County Library Taxes	
Collection of Taxes	13,400.00	Other Miscellaneous Tax Revenues		Local Municipal Purpose Taxes	
Planning, Housing & Development	2,700.00	State Aid Revenues		Veteran & Senior Citizen Taxes	
Elections	1,300.00	Federal Aid Revenues		Total Taxes for Rate Computation	
General Administration (other)	68,500.00	Sale of Acquired Property		Special District Taxes	
JUDICIARY		Other Miscellaneous Revenues		Bank Stock Taxes	
Municipal Courts	19,900.00	Total 1968 Revenues		Added and Omitted Taxes	
PUBLIC SAFETY		Prior Years Surplus Appropriated		Total Taxes Levied	
Fire Protection	17,000.00	TOTAL REVENUES		1968 TAXES COLLECTED	
Police Protection	5,150.00			1968 Taxes Cancelled, Abated or Adjusted	
Civil Defense & Disaster Control	1,650.00			Transfer To Tax Title Liens	
Environmental Inspection & Control	7,500.00			Balance Outstanding Dec. 31, 1968	
Other Public Safety					
PUBLIC WORKS		1968 REAL PROPERTY VALUATIONS - ASSESSED		PRIOR YEARS TAXES OUTSTANDING	
Streets and Drainage	135,975.00	Code	Class	Balance January 1, 1968	
Sewers and Sewage Processing		1	Vacant Land	Collected in 1968	
Garbage and Trash Disposal	44,050.06	2	Residential	Cancelled, Abated or Adjusted (1968)	
Public Buildings and Grounds	15,000.00	3	Farm	Transfers to Tax Title Liens	
Other Public Works		4a	Commercial	Balance December 31, 1968	
HEALTH and WELFARE		4b	Industrial		
Health Services Except Environmental	1,900.00	4c	Apartments		
Welfare-Public Assistance	2,450.00		Total Valuation		
Hospitals, Clinics, First Aid			100.00		
Animal, Insect, & Rodent Control	1,550.00				
Other Welfare Services					
RECREATION and CONSERVATION		CAPITAL DEBT AUTHORIZED, DECEMBER 31, 1968		TAX TITLE LIENS OUTSTANDING	
Beaches and Boardwalks		ISSUED AND UNISSUED	GROSS DEBT	Balance January 1, 1968	
Parks, Playgrounds, Shade Trees	10,100.00	School	1,389,264.51	Transfers From Taxes	
Land Reclamation & Conservation		Self-liquidating	1,165,000.00	Redeemed in 1968	
Other Recreational Services	150.00	Other	205,000.00	Cancelled, Abated or Adjusted (1968)	
EDUCATION (excluding schools)		Total	2,759,264.51	Balance December 31, 1968	
Libraries	4,000.00				
Other Educational Services					
STATUTORY EXPENDITURES		ISSUED AND OUTSTANDING		PROPERTY ACQUIRED BY DEED OR FORECLOSURE	
Pensions & F. I. C. A.	14,400.00	School	360,000.00	Balance January 1, 1968	
Employee Fringe Benefits	3,400.00	Self-liquidating	1,165,000.00	Transfers From Liens	
Other Statutory Expenditures		Other	205,000.00	Sale for Cash (1968)	
TOTAL MUNICIPAL FUNCTIONS	381,225.06	Total	1,730,000.00	Cancelled, Abated or Adjusted (1968)	
CAPITAL IMPROVEMENTS	29,575.00	EQUALIZED VALUATION BASIS	39,921,435.33	Balance December 31, 1968	
DEBT SERVICE		1968 CAPITAL OUTLAY	42,159.66	CURRENT FINANCES DECEMBER 31, 1968	
Principal Payments	42,500.00	Beaches and Boardwalks		ASSETS	
Interest Payments	20,370.21	Parks and Playgrounds		Cash on Hand Dec. 31, 1968	
Other Debt Administration		Public Buildings and Grounds		Taxes Receivable	
DEFERRED CHARGES	14,500.00	Vehicular Equipment		Tax Title Liens	
SCHOOL, COUNTY, SPECIAL DISTRICT TAXES	1,133,879.81	Streets, Roads, Sidewalks, Storm Sewers		Foreclosed Property	
RESERVE FOR UNCOLLECTED TAXES	108,858.70	Sewer System	36,855.00	Emergencies & Other Deferred Charges	
		Water System	5,304.66	State Aid Receivable	
		Other Utilities		Other Receivables	
		Hospitals and Clinics		Total	
		Garbage and Trash Disposal Facilities			
		Health Equipment		LIABILITIES	
		Library and Education Facilities		Cash Liabilities	
		Conservation and Recreation		Reserves For Receivables	
		Other Expenditures		Surplus on Hand Dec. 31, 1968	
TOTAL EXPENDITURES	1,730,908.78			Total	

1804
Population 1960 10,263
Population 1968 11,680

Moody Rating
Land Area 1.60 Sq. Miles

Net Valuation Taxable 25,179,271
State Equalized Value 64,134,668
Net Valuation on Which County Taxes
are apportioned: 60,267,507
State Equalization Ratio .3926

BOUND BROOK BORO
TAX RATE:
General Rate Per \$100. 8.35
Effective Tax Rate
General Rate 3.27
Municipal Functions 1.56

PER CAPITA:
Gross Debt 112.11
Net Debt 40.45
Debt Service 2.42
Total Tax Levy 177.12
Municipal Functions 85.72

PER CENT:
Gross Debt 2.25
Net Debt .81
Tax Levy Collected 97.59
Tax Levy Cancelled, Abated
or Adjusted

1968 EXPENDITURES		1968 REVENUES		1968 PROPERTY TAX	
GENERAL GOVERNMENT		1968 Property Taxes Collected		Local District School Taxes	
Governing Body & Public Boards			2,019,160.44		1,218,625.19
Municipal Clerk		1968 Payments in Lieu of Taxes	3,221.07	Regional & Consolidated School Taxes	
Financial Administration	6,900.00	Delinquent Tax & Lien Collections	47,776.07	School Taxes in Municipal Budget	
Assessment of Taxes	6,300.00	Business Personalty Replacement Taxes	51,436.00	County Taxes	295,257.60
Collection of Taxes	13,600.00	Taxes from Public Utilities	136,136.44	County Library Taxes	
Planning, Housing & Development	7,400.00	Other Miscellaneous Tax Revenues		Local Municipal Purpose Taxes	528,762.87
Elections	1,400.00	State Aid Revenues	27,846.82	Veteran & Senior Citizen Taxes	58,410.00
General Administration (other)	69,676.80	Federal Aid Revenues		Total Taxes for Rate Computation	2,101,055.66
JUDICIARY		Sale of Acquired Property		Special District Taxes	
Municipal Courts	9,400.00	Other Miscellaneous Revenues	85,890.80	Bank Stock Taxes	11,772.51
PUBLIC SAFETY		Total 1968 Revenues	2,371,467.64	Added and Omitted Taxes	14,439.27
Fire Protection	40,811.07	Prior Years Surplus Appropriated	152,000.00	Total Taxes Levied	2,068,857.44
Police Protection	176,810.00	TOTAL REVENUES	2,523,467.64	1968 TAXES COLLECTED	2,019,160.44
Civil Defense & Disaster Control	800.00			1968 Taxes Cancelled, Abated or Adjusted	
Environmental Inspection & Control	11,800.00	1968 REAL PROPERTY VALUATIONS - ASSESSED		Transfer To Tax Title Liens	
Other Public Safety		Code Class %		Balance Outstanding Dec. 31, 1968	39,365.00
PUBLIC WORKS		1 Vacant Land 1.16	279,600.00		
Streets and Drainage	122,000.00	2 Residential 73.33	17,671,025.00	PRIOR YEARS TAXES OUTSTANDING	
Sewers and Sewage Processing	73,000.00	3 Farm		Balance January 1, 1968	47,879.89
Garbage and Trash Disposal	66,085.00	4a Commercial 18.03	4,345,900.00	Collected in 1968	47,776.07
Public Buildings and Grounds	22,550.00	4b Industrial .36	87,500.00	Cancelled, Abated or Adjusted (1968)	103.82
Other Public Works		4c Apartments 7.11	1,713,200.00	Transfers to Tax Title Liens	
HEALTH and WELFARE		Total Valuation 99.99	24,097,225.00	Balance December 31, 1968	
Health Services Except Environmental	13,725.00			TAX TITLE LIENS OUTSTANDING	
Welfare-Public Assistance	6,500.00	CAPITAL DEBT AUTHORIZED, DECEMBER 31, 1968		Balance January 1, 1968	
Hospitals, Clinics, First Aid	2,000.00	ISSUED AND UNISSUED GROSS DEBT NET DEBT		Transfers From Taxes	
Animal, Insect, & Rodent Control	1,200.00	School 837,000.00		Redeemed in 1968	
Other Welfare Services		Self-liquidating 472,515.20	472,515.20	Cancelled, Abated or Adjusted (1968)	
RECREATION and CONSERVATION		Other 1,309,515.20	472,515.20	Balance December 31, 1968	
Beaches and Boardwalks	3,500.00	ISSUED AND OUTSTANDING		PROPERTY ACQUIRED BY DEED OR FORECLOSURE	
Parks, Playgrounds, Shade Trees		School 837,000.00		Balance January 1, 1968	
Land Reclamation & Conservation		Self-liquidating 369,000.00		Transfers From Liens	
Other Recreational Services	27,450.00	Other 1,206,000.00		Sale for Cash (1968)	
EDUCATION (excluding schools)		Total		Cancelled, Abated or Adjusted (1968)	
Libraries	68,200.00	EQUALIZED VALUATION BASIS	58,102,144.67	Balance December 31, 1968	
Other Educational Services		1968 CAPITAL OUTLAY	12,293.50	CURRENT FINANCES DECEMBER 31, 1968	
STATUTORY EXPENDITURES		Beaches and Boardwalks	50.00	ASSETS	
Pensions & F. I. C. A.	57,032.13	Parks and Playgrounds		Cash on Hand Dec. 31, 1968	350,355.14
Employee Fringe Benefits	12,900.00	Public Buildings and Grounds		Taxes Receivable	39,365.00
Other Statutory Expenditures		Vehicular Equipment		Tax Title Liens	
TOTAL MUNICIPAL FUNCTIONS	821,040.00	Streets, Roads, Sidewalks, Storm Sewers	50.00	Foreclosed Property	
CAPITAL IMPROVEMENTS	13,500.00	Sewer System		Emergencies & Other Deferred Charges	27,700.00
DEBT SERVICE		Water System		State Aid Receivable	23,217.00
Principal Payments	15,000.00	Other Utilities		Other Receivables	14,288.83
Interest Payments	13,300.00	Hospitals and Clinics		Total	454,925.97
Other Debt Administration		Garbage and Trash Disposal Facilities		LIABILITIES	
DEFERRED CHARGES	6,100.00	Health Equipment		Cash Liabilities	129,404.74
SCHOOL, COUNTY, SPECIAL DISTRICT TAXES	1,513,882.79	Library and Education Facilities	4,643.50	Reserves For Receivables	53,653.83
RESERVE FOR UNCOLLECTED TAXES	132,275.25	Conservation and Recreation		Surplus on Hand Dec. 31, 1968	271,867.40
TOTAL EXPENDITURES	2,515,098.04	Other Expenditures	7,550.00	Total	454,925.97

1307		BRADLEY BEACH BORO				PER CAPITA:		PER CENT:	
Population 1960	4,204	Net Valuation Taxable	25,836,349	TAX RATE:		Gross Debt	110.36	Gross Debt	1.83
Population 1968	4,860	State Equalized Value	28,279,716	General Rate Per \$100.		Net Debt	110.36	Net Debt	1.83
		Net Valuation on Which County Taxes		Effective Tax Rate		Debt Service	13.42	Tax Levy Collected	94.75
Moody Rating		are apportioned:	32,015,183	General Rate		Total Tax Levy	235.03	Tax Levy Cancelled, Abated	
Land Area	.70 Sq. Miles	State Equalization Ratio	.9136	Municipal Functions		Municipal Functions	162.65	or Adjusted	.96
1968 EXPENDITURES		1968 REVENUES		1968 PROPERTY TAX					
GENERAL GOVERNMENT									
Governing Body & Public Boards	17,907.65	1968 Property Taxes Collected		1,082,302.33		Local District School Taxes		561,849.00	
Municipal Clerk		1968 Payments in Lieu of Taxes		16,830.61		Regional & Consolidated School Taxes			
Financial Administration	11,314.38	Delinquent Tax & Lien Collections		43,218.43		School Taxes in Municipal Budget			
Assessment of Taxes	22,137.40	Business Personality Replacement Taxes		27,488.09		County Taxes		187,803.50	
Collection of Taxes	8,898.35	Taxes from Public Utilities		60,523.78		County Library Taxes			
Planning, Housing & Development		Other Miscellaneous Tax Revenues				Local Municipal Purpose Taxes		385,451.21	
Elections		State Aid Revenues		28,066.50		Veteran & Senior Citizen Taxes		22,990.00	
General Administration (other)	88,749.06	Federal Aid Revenues				Total Taxes for Rate Computation		1,158,093.71	
JUDICIARY		Sale of Acquired Property		100.00		Special District Taxes			
Municipal Courts	4,900.00	Other Miscellaneous Revenues		183,492.20		Bank Stock Taxes		4,198.84	
PUBLIC SAFETY		Total 1968 Revenues		1,442,021.94		Added and Omitted Taxes		2,955.26	
Fire Protection	21,710.75	Prior Years Surplus Appropriated		50,000.00		Total Taxes Levied		1,142,257.81	
Police Protection	141,702.88	TOTAL REVENUES		1,492,021.94		1968 TAXES COLLECTED		1,082,302.33	
Civil Defense & Disaster Control						1968 Taxes Cancelled, Abated or Adjusted		11,029.55	
Environmental Inspection & Control						Transfer To Tax Title Liens			
Other Public Safety						Balance Outstanding Dec. 31, 1968		48,926.11	
PUBLIC WORKS		1968 REAL PROPERTY VALUATIONS - ASSESSED				PRIOR YEARS TAXES OUTSTANDING			
Streets and Drainage	106,849.23	Code	Class	%		Balance January 1, 1968		43,311.33	
Sewers and Sewage Processing	5,850.00	1	Vacant Land	1.09	278,420.00	Collected in 1968		43,218.43	
Garbage and Trash Disposal	58,800.00	2	Residential	71.23	18,215,729.00	Cancelled, Abated or Adjusted (1968)		92.90	
Public Buildings and Grounds	8,684.48	3	Farm			Transfers to Tax Title Liens			
Other Public Works		4a	Commercial	13.35	3,412,985.00	Balance December 31, 1968			
HEALTH and WELFARE		4b	Industrial	.35	89,430.00	TAX TITLE LIENS OUTSTANDING			
Health Services Except Environmental	5,650.00	4c	Apartments	13.98	3,575,677.00	Balance January 1, 1968		167.98	
Welfare-Public Assistance	3,800.00	Total Valuation		100.00	25,572,241.00	Transfers From Taxes			
Hospitals, Clinics, First Aid						Redeemed in 1968			
Animal, Insect, & Rodent Control						Cancelled, Abated or Adjusted (1968)			
Other Welfare Services						Balance December 31, 1968		167.98	
RECREATION and CONSERVATION						PROPERTY ACQUIRED BY DEED OR FORECLOSURE			
Beaches and Boardwalks	55,391.88					Balance January 1, 1968		30,435.00	
Parks, Playgrounds, Shade Trees	8,437.50					Transfers From Liens			
Land Reclamation & Conservation						Sale for Cash (1968)		100.00	
Other Recreational Services	8,809.25					Cancelled, Abated or Adjusted (1968)		100.00	
EDUCATION (excluding schools)						Balance December 31, 1968		30,235.00	
Libraries	10,815.00					CURRENT FINANCES DECEMBER 31, 1968			
Other Educational Services						ASSETS			
STATUTORY EXPENDITURES						Cash on Hand Dec. 31, 1968		157,418.92	
Pensions & F. I. C. A.	41,144.57					Taxes Receivable		48,926.11	
Employee Fringe Benefits						Tax Title Liens		167.98	
Other Statutory Expenditures						Foreclosed Property		30,235.00	
TOTAL MUNICIPAL FUNCTIONS	631,552.38					Emergencies & Other Deferred Charges		20,000.00	
CAPITAL IMPROVEMENTS	3,000.00					State Aid Receivable		8,091.00	
DEBT SERVICE						Other Receivables		29,897.78	
Principal Payments	48,000.00					Total		294,736.79	
Interest Payments	17,257.69					LIABILITIES			
Other Debt Administration						Cash Liabilities		38,612.99	
DEFERRED CHARGES	12,568.98					Reserves For Receivables		109,226.87	
SCHOOL, COUNTY, SPECIAL DISTRICT TAXES	749,652.50					Surplus on Hand Dec. 31, 1968		146,896.93	
RESERVE FOR UNCOLLECTED TAXES	78,132.00					Total		294,736.79	
TOTAL EXPENDITURES	1,540,163.55								

1805		BRANCHBURG TWP				PER CAPITA:		PER CENT:	
Population 1960	3,741	Net Valuation Taxable	18,898,210	TAX RATE:		Gross Debt	299.53	Gross Debt	3.42
Population 1968	5,400	State Equalized Value	51,423,700	General Rate Per \$100.		Net Debt	37.22	Net Debt	.42
		Net Valuation on Which County Taxes are apportioned:	54,024,636	Effective Tax Rate		Debt Service	7.21	Tax Levy Collected	93.22
Moody Rating				General Rate		Total Tax Levy	275.94	Tax Levy Cancelled, Abated or Adjusted	.11
Land Area	20.20 Sq. Miles	State Equalization Ratio	.3675	Municipal Functions		Municipal Functions	107.04		
1968 EXPENDITURES		1968 REVENUES			1968 PROPERTY TAX				
GENERAL GOVERNMENT		1968 Property Taxes Collected			1,389,137.98				
Governing Body & Public Boards		1968 Payments in Lieu of Taxes			71,219.82				
Municipal Clerk		Delinquent Tax & Lien Collections			36,434.00				
Financial Administration		Business Personalty Replacement Taxes			523,717.13				
Assessment of Taxes		Taxes from Public Utilities			85,343.00				
Collection of Taxes		Other Miscellaneous Tax Revenues			53,007.12				
Planning, Housing & Development		State Aid Revenues			2,158,859.05				
Elections		Federal Aid Revenues			73,000.00				
General Administration (other)		Sale of Acquired Property			2,231,859.05				
JUDICIARY		Other Miscellaneous Revenues							
Municipal Courts		Total 1968 Revenues			1,490,077.72				
PUBLIC SAFETY		Prior Years Surplus Appropriated			1,389,137.98				
Fire Protection		TOTAL REVENUES			1,740.29				
Police Protection		1968 REAL PROPERTY VALUATIONS - ASSESSED							
Civil Defense & Disaster Control		Code			Class				
Environmental Inspection & Control		1			Vacant Land				
Other Public Safety		2			Residential				
PUBLIC WORKS		3			Farm				
Streets and Drainage		4a			Commercial				
Sewers and Sewage Processing		4b			Industrial				
Garbage and Trash Disposal		4c			Apartments				
Public Buildings and Grounds		Total Valuation			100.00				
Other Public Works									
HEALTH and WELFARE		CAPITAL DEBT AUTHORIZED, DECEMBER 31, 1968							
Health Services Except Environmental		ISSUED AND UNISSUED			GROSS DEBT				
Welfare-Public Assistance		School			1,451,000.00				
Hospitals, Clinics, First Aid		Self-liquidating			166,500.00				
Animal, Insect, & Rodent Control		Other			200,991.35				
Other Welfare Services		Total			1,617,500.00				
RECREATION and CONSERVATION		ISSUED AND OUTSTANDING							
Beaches and Boardwalks		School			1,451,000.00				
Parks, Playgrounds, Shade Trees		Self-liquidating			124,000.00				
Land Reclamation & Conservation		Other			1,575,000.00				
Other Recreational Services		Total			47,216,955.00				
EDUCATION (excluding schools)		EQUALIZED VALUATION BASIS			1968 CAPITAL OUTLAY				
Libraries					103,803.47				
Other Educational Services					Beaches and Boardwalks				
STATUTORY EXPENDITURES					Parks and Playgrounds				
Pensions & F. I. C. A.					Public Buildings and Grounds				
Employee Fringe Benefits					Vehicular Equipment				
Other Statutory Expenditures					Streets, Roads, Sidewalks, Storm Sewers				
TOTAL MUNICIPAL FUNCTIONS					Sewer System				
CAPITAL IMPROVEMENTS					Water System				
DEBT SERVICE					Other Utilities				
Principal Payments					Hospitals and Clinics				
Interest Payments					Garbage and Trash Disposal Facilities				
Other Debt Administration					Health Equipment				
DEFERRED CHARGES					Library and Education Facilities				
SCHOOL, COUNTY, SPECIAL DISTRICT TAXES					Conservation and Recreation				
RESERVE FOR UNCOLLECTED TAXES					Other Expenditures				
TOTAL EXPENDITURES									

1903		BRANCHVILLE BORO				PER CAPITA:		PER CENT:		
Population 1960	963	Net Valuation Taxable	4,905,700	TAX RATE:		Gross Debt	163.20	Gross Debt	2.67	
Population 1968	1,040	State Equalized Value	6,662,637	General Rate Per \$100.		Net Debt		Net Debt		
		Net Valuation on Which County Taxes		Effective Tax Rate		Debt Service		Tax Levy Collected	94.27	
Moody Rating		are apportioned:	7,061,283	General Rate		Total Tax Levy	232.85	Tax Levy Cancelled, Abated		
Land Area	.50 Sq. Miles	State Equalization Ratio	.7363	Municipal Functions		Municipal Functions	101.94	or Adjusted		
1968 EXPENDITURES		1968 REVENUES				1968 PROPERTY TAX				
GENERAL GOVERNMENT										
Governing Body & Public Boards		1968 Property Taxes Collected				228,313.19				
Municipal Clerk		1968 Payments in Lieu of Taxes				102,038.00				
Financial Administration		1,900.00	Delinquent Tax & Lien Collections				84,171.07			
Assessment of Taxes		1,625.00	Business Personalty Replacement Taxes				24,189.00			
Collection of Taxes		1,650.00	Taxes from Public Utilities				50,087.86			
Planning, Housing & Development			Other Miscellaneous Tax Revenues				2,475.29			
Elections			State Aid Revenues				5,650.00			
General Administration (other)		7,200.00	Federal Aid Revenues				244,422.22			
JUDICIARY			Sale of Acquired Property				Special District Taxes			
Municipal Courts		1,200.00	Other Miscellaneous Revenues				2,815.75			
PUBLIC SAFETY			Total 1968 Revenues				580.27			
Fire Protection		5,760.00	Prior Years Surplus Appropriated				242,168.24			
Police Protection		2,826.64	TOTAL REVENUES				228,313.19			
Civil Defense & Disaster Control		300.00					1968 Taxes Cancelled, Abated or Adjusted			
Environmental Inspection & Control		300.00					Transfer To Tax Title Liens			
Other Public Safety			1968 REAL PROPERTY VALUATIONS - ASSESSED				Balance Outstanding Dec. 31, 1968			
PUBLIC WORKS										
Streets and Drainage		18,200.00	Code Class %							
Sewers and Sewage Processing			1 Vacant Land 1.41				66,500.00			
Garbage and Trash Disposal		6,500.00	2 Residential 59.68				2,814,500.00			
Public Buildings and Grounds			3 Farm				1,742,000.00			
Other Public Works			4a Commercial 36.94				93,300.00			
HEALTH and WELFARE			4b Industrial				4,716,300.00			
Health Services Except Environmental		550.00	4c Apartments 1.98							
Welfare-Public Assistance		500.00	Total Valuation 100.01							
Hospitals, Clinics, First Aid		500.00								
Animal, Insect, & Rodent Control			CAPITAL DEBT AUTHORIZED, DECEMBER 31, 1968							
Other Welfare Services			ISSUED AND UNISSUED				GROSS DEBT NET DEBT			
RECREATION and CONSERVATION			School				169,735.07			
Beaches and Boardwalks			Self-liquidating							
Parks, Playgrounds, Shade Trees			Other							
Land Reclamation & Conservation			Total				169,735.07			
Other Recreational Services		923.36	ISSUED AND OUTSTANDING							
EDUCATION (excluding schools)			School				161,735.07			
Libraries			Self-liquidating							
Other Educational Services			Other							
STATUTORY EXPENDITURES			Total				161,735.07			
Pensions & F. I. C. A.		600.00	EQUALIZED VALUATION BASIS				6,352,721.67			
Employee Fringe Benefits			1968 CAPITAL OUTLAY							
Other Statutory Expenditures			Beaches and Boardwalks				CURRENT FINANCES DECEMBER 31, 1968			
TOTAL MUNICIPAL FUNCTIONS		50,535.00	Parks and Playgrounds				ASSETS			
CAPITAL IMPROVEMENTS		2,500.00	Public Buildings and Grounds				Cash on Hand Dec. 31, 1968			
DEBT SERVICE			Vehicular Equipment				120,832.20			
Principal Payments			Streets, Roads, Sidewalks, Storm Sewers				Taxes Receivable			
Interest Payments			Sewer System				17,065.21			
Other Debt Administration			Water System				Tax Title Liens			
DEFERRED CHARGES		3,983.79	Other Utilities				Foreclosed Property			
SCHOOL, COUNTY, SPECIAL DISTRICT TAXES		238,772.22	Hospitals and Clinics				Emergencies & Other Deferred Charges			
RESERVE FOR UNCOLLECTED TAXES		49,000.00	Garbage and Trash Disposal Facilities				State Aid Receivable			
TOTAL EXPENDITURES		344,791.01	Health Equipment				11,662.00			
			Library and Education Facilities				Other Receivables			
			Conservation and Recreation				148.70			
			Other Expenditures				Total			
							149,708.11			
							LIABILITIES			
							Cash Liabilities			
							20,424.92			
							Reserves For Receivables			
							17,213.91			
							Surplus on Hand Dec. 31, 1968			
							112,069.28			
							Total			
							149,708.11			

1506		BRICK TWP			PER CAPITA:	PER CENT:
Population 1960	16,299	Net Valuation Taxable	202,204,954	TAX RATE:	Gross Debt	454.89
Population 1968	25,430	State Equalized Value	228,196,539	General Rate Per \$100.	Net Debt	198.79
		Net Valuation on Which County Taxes are apportioned:	220,880,013	Effective Tax Rate	Debt Service	.40
Moody Rating	BA	State Equalization Ratio	.8861	General Rate	Total Tax Levy	269.87
Land Area	26.40 Sq. Miles			Municipal Functions	Municipal Functions	82.10
1968 EXPENDITURES		1968 REVENUES		1968 PROPERTY TAX		
GENERAL GOVERNMENT						
Governing Body & Public Boards	39,127.00	1968 Property Taxes Collected		Local District School Taxes		
Municipal Clerk	35,251.00	1968 Payments in Lieu of Taxes		Regional & Consolidated School Taxes		
Financial Administration	36,213.00	Delinquent Tax & Lien Collections		School Taxes in Municipal Budget		
Assessment of Taxes	52,855.00	Business Personalty Replacement Taxes		County Taxes		
Collection of Taxes	56,992.60	Taxes from Public Utilities		County Library Taxes		
Planning, Housing & Development	33,107.50	Other Miscellaneous Tax Revenues		Local Municipal Purpose Taxes		
Elections	5,675.00	State Aid Revenues		Veteran & Senior Citizen Taxes		
General Administration (other)	151,580.00	Federal Aid Revenues		Total Taxes for Rate Computation		
JUDICIARY		Sale of Acquired Property		Special District Taxes		
Municipal Courts	22,374.00	Other Miscellaneous Revenues		Bank Stock Taxes		
PUBLIC SAFETY		Total 1968 Revenues		Added and Omitted Taxes		
Fire Protection		Prior Years Surplus Appropriated		Total Taxes Levied		
Police Protection	27,350.00	TOTAL REVENUES		1968 TAXES COLLECTED		
Civil Defense & Disaster Control	2,000.00			1968 Taxes Cancelled, Abated or Adjusted		
Environmental Inspection & Control	22,289.00			Transfer To Tax Title Liens		
Other Public Safety				Balance Outstanding Dec. 31, 1968		
PUBLIC WORKS		1968 REAL PROPERTY VALUATIONS - ASSESSED				
Streets and Drainage	400,934.00	Code Class %				
Sewers and Sewage Processing	15,448.80	1 Vacant Land 17.37				
Garbage and Trash Disposal	173,303.00	2 Residential 78.71				
Public Buildings and Grounds	46,047.00	3 Farm .21				
Other Public Works		4a Commercial 8.88				
HEALTH and WELFARE		4b Industrial .12				
Health Services Except Environmental	32,284.60	4c Apartments .71				
Welfare-Public Assistance	15,926.96	Total Valuation 100.00				
Hospitals, Clinics, First Aid	2,500.00					
Animal, Insect, & Rodent Control	23,851.01					
Other Welfare Services						
RECREATION and CONSERVATION						
Beaches and Boardwalks	12,394.23					
Parks, Playgrounds, Shade Trees	11,000.00					
Land Reclamation & Conservation						
Other Recreational Services	67,267.90					
EDUCATION (excluding schools)						
Libraries						
Other Educational Services						
STATUTORY EXPENDITURES						
Pensions & F. I. C. A.	75,877.66					
Employee Fringe Benefits	18,500.00					
Other Statutory Expenditures						
TOTAL MUNICIPAL FUNCTIONS	1,380,149.26					
CAPITAL IMPROVEMENTS	55,000.00					
DEBT SERVICE						
Principal Payments	4,000.00					
Interest Payments	6,228.00					
Other Debt Administration						
DEFERRED CHARGES	148,854.90					
SCHOOL, COUNTY, SPECIAL DISTRICT TAXES	6,109,388.47					
RESERVE FOR UNCOLLECTED TAXES	493,663.40					
TOTAL EXPENDITURES	8,197,284.03					

0601		BRIDGETON CITY				PER CAPITA:		PER CENT:		
Population 1960	20,966	Net Valuation Taxable	28,418,850	TAX RATE:		Gross Debt	240.24	Gross Debt	7.84	
Population 1968	23,580	State Equalized Value	76,435,852	General Rate Per \$100.		Net Debt	61.07	Net Debt	1.99	
		Net Valuation on Which County Taxes are apportioned:	86,785,135	Effective Tax Rate		Debt Service	3.14	Tax Levy Collected	91.31	
Moody Rating	A			General Rate		Total Tax Levy	122.88	Tax Levy Cancelled, Abated or Adjusted	.36	
Land Area	6.50 Sq. Miles	State Equalization Ratio	.3718	Municipal Functions		Municipal Functions	73.98			
1968 EXPENDITURES		1968 REVENUES		1968 PROPERTY TAX						
GENERAL GOVERNMENT										
Governing Body & Public Boards	650.00	1968 Property Taxes Collected		2,645,919.42		Local District School Taxes				1,540,107.75
Municipal Clerk		1968 Payments in Lieu of Taxes				Regional & Consolidated School Taxes				
Financial Administration	24,695.00	Delinquent Tax & Lien Collections		218,006.84		School Taxes in Municipal Budget				13,410.00
Assessment of Taxes	14,903.00	Business Personalty Replacement Taxes		462,819.00		County Taxes				742,803.24
Collection of Taxes	27,420.00	Taxes from Public Utilities		218,838.44		County Library Taxes				
Planning, Housing & Development	29,292.31	Other Miscellaneous Tax Revenues				Local Municipal Purpose Taxes				575,844.12
Elections	4,580.69	State Aid Revenues		47,633.51		Veteran & Senior Citizen Taxes				93,060.00
General Administration (other)	130,211.00	Federal Aid Revenues		7,098.54		Total Taxes for Rate Computation				2,965,225.11
JUDICIARY		Sale of Acquired Property		75.00		Special District Taxes				
Municipal Courts	14,540.00	Other Miscellaneous Revenues		114,516.42		Bank Stock Taxes				15,450.56
PUBLIC SAFETY		Total 1968 Revenues		3,714,907.17		Added and Omitted Taxes				10,046.28
Fire Protection	148,591.00	Prior Years Surplus Appropriated		100,000.00		Total Taxes Levied				2,897,661.95
Police Protection	360,254.00	TOTAL REVENUES		3,814,907.17		1968 TAXES COLLECTED				2,645,919.42
Civil Defense & Disaster Control	1,550.00					1968 Taxes Cancelled, Abated or Adjusted				10,691.00
Environmental Inspection & Control						Transfer To Tax Title Liens				13,825.26
Other Public Safety						Balance Outstanding Dec. 31, 1968				226,997.62
PUBLIC WORKS		1968 REAL PROPERTY VALUATIONS - ASSESSED				PRIOR YEARS TAXES OUTSTANDING				
Streets and Drainage	228,220.00	Code Class %		677,075.00		Balance January 1, 1968				303,430.03
Sewers and Sewage Processing		1 Vacant Land 2.45		15,400,375.00		Collected in 1968				208,046.47
Garbage and Trash Disposal	33,640.60	2 Residential 55.83		6,096,775.00		Cancelled, Abated or Adjusted (1968)				27,203.27
Public Buildings and Grounds	28,125.00	3 Farm 22.10		4,985,100.00		Transfers to Tax Title Liens				7,294.61
Other Public Works		4a Commercial 18.07		427,450.00		Balance December 31, 1968				60,885.68
HEALTH and WELFARE		4b Industrial 1.55		27,586,775.00		TAX TITLE LIENS OUTSTANDING				
Health Services Except Environmental	40,285.00	4c Apartments 100.00				Balance January 1, 1968				26,507.67
Welfare-Public Assistance	25,947.00					Transfers From Taxes				21,619.87
Hospitals, Clinics, First Aid	15,000.00					Redeemed in 1968				9,960.37
Animal, Insect, & Rodent Control	5,200.00					Cancelled, Abated or Adjusted (1968)				
Other Welfare Services						Balance December 31, 1968				38,167.17
RECREATION and CONSERVATION						PROPERTY ACQUIRED BY DEED OR FORECLOSURE				
Beaches and Boardwalks						Balance January 1, 1968				60,350.00
Parks, Playgrounds, Shade Trees	51,930.00					Transfers From Liens				
Land Reclamation & Conservation						Sale for Cash (1968)				
Other Recreational Services	54,446.00					Cancelled, Abated or Adjusted (1968)				
EDUCATION (excluding schools)						Balance December 31, 1968				60,350.00
Libraries	59,909.00					CURRENT FINANCES DECEMBER 31, 1968				
Other Educational Services	1,100.00					ASSETS				
STATUTORY EXPENDITURES						Cash on Hand Dec. 31, 1968				477,989.64
Pensions & F. I. C. A.	86,077.49					Taxes Receivable				287,883.30
Employee Fringe Benefits						Tax Title Liens				38,167.17
Other Statutory Expenditures						Foreclosed Property				60,350.00
TOTAL MUNICIPAL FUNCTIONS	1,386,567.09					Emergencies & Other Deferred Charges				
CAPITAL IMPROVEMENTS	15,000.00					State Aid Receivable				66,037.00
DEBT SERVICE						Other Receivables				17,608.21
Principal Payments	56,497.97					Total				948,035.32
Interest Payments	17,704.59					LIABILITIES				
Other Debt Administration						Cash Liabilities				203,905.16
DEFERRED CHARGES	7,254.57					Reserves For Receivables				404,008.68
SCHOOL, COUNTY, SPECIAL DISTRICT TAXES	2,296,320.99					Surplus on Hand Dec. 31, 1968				340,121.48
RESERVE FOR UNCOLLECTED TAXES	261,466.41					Total				948,035.32
TOTAL EXPENDITURES	4,040,811.62									

1806		BRIDGEWATER TWP				PER CAPITA:		PER CENT:	
Population 1960	15,789	Net Valuation Taxable	101,734,988	TAX RATE:		Gross Debt	621.09	Gross Debt	7.10
Population 1968	26,740	State Equalized Value	250,024,546	General Rate Per \$100.	6.88	Net Debt	62.95	Net Debt	.72
		Net Valuation on Which County Taxes		Effective Tax Rate		Debt Service	8.41	Tax Levy Collected	98.52
Moody Rating	A	are apportioned:	267,257,208	General Rate	2.79	Total Tax Levy	263.28	Tax Levy Cancelled, Abated	
Land Area	32.84 Sq. Miles	State Equalization Ratio	.4069	Municipal Functions	1.27	Municipal Functions	119.55	or Adjusted	.07
1968 EXPENDITURES		1968 REVENUES			1968 PROPERTY TAX				
GENERAL GOVERNMENT		1968 Property Taxes Collected			6,936,341.99	Local District School Taxes			
Governing Body & Public Boards		1968 Payments in Lieu of Taxes				Regional & Consolidated School Taxes			
Municipal Clerk		Delinquent Tax & Lien Collections			128,614.32	School Taxes in Municipal Budget			
Financial Administration	16,865.00	Business Personalty Replacement Taxes			1,729,373.00	County Taxes			
Assessment of Taxes	21,750.00	Taxes from Public Utilities			589,388.66	County Library Taxes			
Collection of Taxes	25,050.00	Other Miscellaneous Tax Revenues				Local Municipal Purpose Taxes			
Planning, Housing & Development	25,100.00	State Aid Revenues			153,381.44	Veteran & Senior Citizen Taxes			
Elections	4,625.00	Federal Aid Revenues				Total Taxes for Rate Computation			
General Administration (other)	189,500.00	Sale of Acquired Property			8,650.00	Special District Taxes			
JUDICIARY		Other Miscellaneous Revenues			596,620.50	Bank Stock Taxes			
Municipal Courts	26,850.00	Total 1968 Revenues			10,142,369.91	Added and Omitted Taxes			
PUBLIC SAFETY		Prior Years Surplus Appropriated			575,000.00	Total Taxes Levied			
Fire Protection	62,900.00	TOTAL REVENUES			10,717,369.91	1968 TAXES COLLECTED			
Police Protection	333,600.00	1968 REAL PROPERTY VALUATIONS - ASSESSED				1968 Taxes Cancelled, Abated or Adjusted			
Civil Defense & Disaster Control	2,500.00	Code Class %				Transfer To Tax Title Liens			
Environmental Inspection & Control	44,050.00	1 Vacant Land 2.11			2,140,400.00	Balance Outstanding Dec. 31, 1968			
Other Public Safety		2 Residential 65.36			66,351,300.00	PRIOR YEARS TAXES OUTSTANDING			
PUBLIC WORKS		3 Farm .62			625,400.00	Balance January 1, 1968			
Streets and Drainage	682,600.00	4a Commercial 8.13			8,251,500.00	Collected in 1968			
Sewers and Sewage Processing	107,000.00	4b Industrial 22.20			22,536,800.00	Cancelled, Abated or Adjusted (1968)			
Garbage and Trash Disposal		4c Apartments 1.58			1,605,000.00	Transfers to Tax Title Liens			
Public Buildings and Grounds	22,100.00	Total Valuation 100.00			101,510,400.00	Balance December 31, 1968			
Other Public Works	123,435.00	CAPITAL DEBT AUTHORIZED, DECEMBER 31, 1968				TAX TITLE LIENS OUTSTANDING			
HEALTH and WELFARE		ISSUED AND UNISSUED				Balance January 1, 1968			
Health Services Except Environmental	46,275.00	School GROSS DEBT 12,854,750.45				Transfers From Taxes			
Welfare-Public Assistance	24,550.00	Self-liquidating 3,753,200.00			1,683,286.87	Redeemed in 1968			
Hospitals, Clinics, First Aid	8,700.00	Other 16,607,950.45			1,683,286.87	Cancelled, Abated or Adjusted (1968)			
Animal, Insect, & Rodent Control		Total				Balance December 31, 1968			
Other Welfare Services		ISSUED AND OUTSTANDING				PROPERTY ACQUIRED BY DEED OR FORECLOSURE			
RECREATION and CONSERVATION		School 12,854,750.45				Balance January 1, 1968			
Beaches and Boardwalks		Self-liquidating 3,158,000.00				Transfers From Liens			
Parks, Playgrounds, Shade Trees	123,477.00	Other 16,012,750.45				Sale for Cash (1968)			
Land Reclamation & Conservation		Total				Cancelled, Abated or Adjusted (1968)			
Other Recreational Services		EQUALIZED VALUATION BASIS			233,782,339.00	Balance December 31, 1968			
EDUCATION (excluding schools)		1968 CAPITAL OUTLAY				CURRENT FINANCES DECEMBER 31, 1968			
Libraries	800.00	Beaches and Boardwalks 75.00				ASSETS			
Other Educational Services	487,705.61	Parks and Playgrounds 23,482.06				Cash on Hand Dec. 31, 1968			
STATUTORY EXPENDITURES		Public Buildings and Grounds 270.50				Taxes Receivable			
Pensions & F. I. C. A.	96,700.00	Vehicular Equipment 453,428.98				Tax Title Liens			
Employee Fringe Benefits	10,500.00	Streets, Roads, Sidewalks, Storm Sewers 147,382.87				Foreclosed Property			
Other Statutory Expenditures		Sewer System				Emergencies & Other Deferred Charges			
TOTAL MUNICIPAL FUNCTIONS	2,486,632.61	Water System				State Aid Receivable			
CAPITAL IMPROVEMENTS	180,000.00	Other Utilities				Other Receivables			
DEBT SERVICE		Hospitals and Clinics				Total			
Principal Payments	105,000.00	Garbage and Trash Disposal Facilities				LIABILITIES			
Interest Payments	120,000.00	Health Equipment				Cash Liabilities			
Other Debt Administration		Library and Education Facilities				Reserves For Receivables			
DEFERRED CHARGES		Conservation and Recreation				Surplus on Hand Dec. 31, 1968			
SCHOOL, COUNTY, SPECIAL DISTRICT TAXES	6,845,093.46	Other Expenditures			12,855.53	Total			
RESERVE FOR UNCOLLECTED TAXES	305,330.83								
TOTAL EXPENDITURES	10,042,056.90								

1308
Population 1960 **2,177**
Population 1968 **4,490**

Moody Rating
Land Area **1.80** Sq. Miles

Net Valuation Taxable **28,904,190**
State Equalized Value **36,990,261**
Net Valuation on Which County Taxes
are apportioned: **36,357,172**
State Equalization Ratio **.7814**

BRIELLE BORO

TAX RATE:
General Rate Per \$100. **4.00**
Effective Tax Rate
General Rate **3.12**
Municipal Functions **1.49**

PER CAPITA:

Gross Debt **195.33**
Net Debt **70.17**
Debt Service **1.52**
Total Tax Levy **254.14**
Municipal Functions **123.44**

PER CENT:

Gross Debt **2.53**
Net Debt **.91**
Tax Levy Collected **94.37**
Tax Levy Cancelled, Abated
or Adjusted **.02**

1968 EXPENDITURES		1968 REVENUES		1968 PROPERTY TAX	
GENERAL GOVERNMENT		1968 Property Taxes Collected 1,076,943.40		Local District School Taxes 548,569.00	
Governing Body & Public Boards		1968 Payments in Lieu of Taxes		Regional & Consolidated School Taxes	
Municipal Clerk		Delinquent Tax & Lien Collections	53,054.43	School Taxes in Municipal Budget	
Financial Administration	10,106.00	Business Personalty Replacement Taxes	15,928.00	County Taxes	213,872.25
Assessment of Taxes	7,561.00	Taxes from Public Utilities	43,404.10	County Library Taxes	7,705.87
Collection of Taxes	4,040.00	Other Miscellaneous Tax Revenues		Local Municipal Purpose Taxes	361,309.78
Planning, Housing & Development		State Aid Revenues	2,813.50	Veteran & Senior Citizen Taxes	23,320.00
Elections		Federal Aid Revenues		Total Taxes for Rate Computation	1,154,776.90
General Administration (other)	53,608.00	Sale of Acquired Property		Special District Taxes	
JUDICIARY		Other Miscellaneous Revenues	45,598.81	Bank Stock Taxes	590.22
Municipal Courts	4,234.00	Total 1968 Revenues	1,237,742.24	Added and Omitted Taxes	8,948.00
PUBLIC SAFETY		Prior Years Surplus Appropriated	80,000.00	Total Taxes Levied	1,141,095.12
Fire Protection	11,675.00	TOTAL REVENUES	1,317,742.24	1968 TAXES COLLECTED	1,076,943.40
Police Protection	138,066.00			1968 Taxes Cancelled, Abated or Adjusted	256.00
Civil Defense & Disaster Control	100.00			Transfer To Tax Title Liens	1,384.00
Environmental Inspection & Control	2,986.00			Balance Outstanding Dec. 31, 1968	62,511.72
Other Public Safety					
PUBLIC WORKS		1968 REAL PROPERTY VALUATIONS - ASSESSED		PRIOR YEARS TAXES OUTSTANDING	
Streets and Drainage	48,858.00	Code	Class	Balance January 1, 1968	54,680.55
Sewers and Sewage Processing		1	Vacant Land	Collected in 1968	52,871.46
Garbage and Trash Disposal	68,100.00	2	Residential	Cancelled, Abated or Adjusted (1968)	284.94
Public Buildings and Grounds	12,272.00	3	Farm	Transfers to Tax Title Liens	
Other Public Works		4a	Commercial	Balance December 31, 1968	1,524.15
HEALTH and WELFARE		4b	Industrial		
Health Services Except Environmental	8,664.00	4c	Apartments	TAX TITLE LIENS OUTSTANDING	
Welfare-Public Assistance	2,410.00	Total Valuation	100.00	Balance January 1, 1968	8,213.10
Hospitals, Clinics, First Aid				Transfers From Taxes	1,384.00
Animal, Insect, & Rodent Control		CAPITAL DEBT AUTHORIZED, DECEMBER 31, 1968		Redeemed in 1968	182.97
Other Welfare Services		ISSUED AND UNISSUED	GROSS DEBT	Cancelled, Abated or Adjusted (1968)	
RECREATION and CONSERVATION		School	315,000.00	Balance December 31, 1968	9,414.13
Beaches and Boardwalks		Self-liquidating	247,000.00	PROPERTY ACQUIRED BY DEED OR FORECLOSURE	
Parks, Playgrounds, Shade Trees	4,200.00	Other	315,075.46	Balance January 1, 1968	18,400.00
Land Reclamation & Conservation		Total	877,075.46	Transfers From Liens	
Other Recreational Services	3,825.00	ISSUED AND OUTSTANDING		Sale for Cash (1968)	
EDUCATION (excluding schools)		School	315,000.00	Cancelled, Abated or Adjusted (1968)	
Libraries	9,035.00	Self-liquidating	247,000.00	Balance December 31, 1968	18,400.00
Other Educational Services		Other	229,400.00	CURRENT FINANCES DECEMBER 31, 1968	
STATUTORY EXPENDITURES		Total	791,400.00	ASSETS	
Pensions & F. I. C. A.	25,567.00	EQUALIZED VALUATION BASIS	34,540,144.00	Cash on Hand Dec. 31, 1968	421,023.16
Employee Fringe Benefits	3,300.00	1968 CAPITAL OUTLAY	241,299.11	Taxes Receivable	64,035.87
Other Statutory Expenditures	116.00	Beaches and Boardwalks		Tax Title Liens	9,414.13
TOTAL MUNICIPAL FUNCTIONS	418,723.00	Parks and Playgrounds	8,613.57	Foreclosed Property	18,400.00
CAPITAL IMPROVEMENTS	16,000.00	Public Buildings and Grounds	8,960.80	Emergencies & Other Deferred Charges	
DEBT SERVICE		Vehicular Equipment		State Aid Receivable	8,788.00
Principal Payments	5,000.00	Streets, Roads, Sidewalks, Storm Sewers		Other Receivables	7,881.93
Interest Payments	1,852.50	Sewer System		Total	529,543.09
Other Debt Administration		Water System	21,394.75	LIABILITIES	
DEFERRED CHARGES	12,997.20	Other Utilities		Cash Liabilities	321,726.58
SCHOOL, COUNTY, SPECIAL DISTRICT TAXES	770,147.12	Hospitals and Clinics		Reserves For Receivables	99,731.93
RESERVE FOR UNCOLLECTED TAXES	99,694.30	Garbage and Trash Disposal Facilities		Surplus on Hand Dec. 31, 1968	108,084.58
TOTAL EXPENDITURES	1,324,414.12	Health Equipment		Total	529,543.09
		Library and Education Facilities			
		Conservation and Recreation			
		Other Expenditures	202,329.99		

Moody Rating
Land Area 6.31 Sq. Miles

Net Valuation Taxable	26,631,853
State Equalized Value	54,506,453
Net Valuation on Which County Taxes are apportioned:	49,690,070
State Equalization Ratio	.4886

BRIGANTINE CITY

General Rate Per \$100.	6.28
Effective Tax Rate	
General Rate	3.06
Municipal Functions	1.86

PER CAPITA:

Gross Debt	638.33
Net Debt	226.39
Debt Service	23.38
Total Tax Levy	321.91
Municipal Functions	93.91

PER CENT.

Gross Debt	6.68
Net Debt	2.37
Tax Levy Collected	93.92
Tax Levy Cancelled, Abated or Adjusted	17

Land Area 6.31	Sq. Miles 34.1	State Equalization Ratio 1.86	1968 REVENUES	1968 PROPERTY TAX	Of Adjusted 1.17	
1968 EXPENDITURES						
GENERAL GOVERNMENT						
Governing Body & Public Boards			1968 Property Taxes Collected	1,581,319.28	Local District School Taxes	499,870.50
Municipal Clerk			1968 Payments in Lieu of Taxes		Regional & Consolidated School Taxes	
Financial Administration	2,100.00		Delinquent Tax & Lien Collections	75,151.72	School Taxes in Municipal Budget	55,328.75
Assessment of Taxes	3,000.00		Business Personality Replacement Taxes	7,811.00	County Taxes	404,300.58
Collection of Taxes	20,250.00		Taxes from Public Utilities	64,703.17	County Library Taxes	4,090.25
Planning, Housing & Development			Other Miscellaneous Tax Revenues		Local Municipal Purpose Taxes	665,908.47
Elections	250.00		State Aid Revenues	12,665.00	Veteran & Senior Citizen Taxes	40,440.00
General Administration (other)	61,350.00		Federal Aid Revenues		Total Taxes for Rate Computation	1,669,938.55
JUDICIARY			Sale of Acquired Property		Special District Taxes	
Municipal Courts	6,300.00		Other Miscellaneous Revenues	68,650.21	Bank Stock Taxes	976.28
PUBLIC SAFETY			Total 1968 Revenues	1,810,300.38	Added and Omitted Taxes	53,123.58
Fire Protection	79,350.00		Prior Years Surplus Appropriated	100,000.00	Total Taxes Levied	1,683,598.41
Police Protection	96,300.00		TOTAL REVENUES	1,910,300.38	1968 TAXES COLLECTED	1,581,319.28
Civil Defense & Disaster Control	900.00				1968 Taxes Cancelled, Abated or Adjusted	3,010.50
Environmental Inspection & Control	15,400.00				Transfer To Tax Title Liens	1,727.00
Other Public Safety					Balance Outstanding Dec. 31, 1968	97,541.63
PUBLIC WORKS			1968 REAL PROPERTY VALUATIONS - ASSESSED			
Streets and Drainage	141,161.80		Code Class %			
Sewers and Sewage Processing			1 Vacant Land 7.72	2,036,600.00	PRIOR YEARS TAXES OUTSTANDING	
Garbage and Trash Disposal	36,000.00		2 Residential 78.57	20,717,200.00	Balance January 1, 1968	81,304.53
Public Buildings and Grounds	22,940.00		3 Farm		Collected in 1968	72,534.06
Other Public Works			4a Commercial 10.61	2,797,550.00	Cancelled, Abated or Adjusted (1968)	1,400.30
HEALTH and WELFARE			4b Industrial		Transfers to Tax Title Liens	1,205.36
Health Services Except Environmental			4c Apartments 3.10	816,110.00	Balance December 31, 1968	6,164.81
Welfare-Public Assistance	1,000.00		Total Valuation 100.00	26,367,460.00		
Hospitals, Clinics, First Aid	1,000.00				TAX TITLE LIENS OUTSTANDING	
Animal, Insect, & Rodent Control					Balance January 1, 1968	2,059.14
Other Welfare Services					Transfers From Taxes	3,107.28
RECREATION and CONSERVATION					Redeemed in 1968	2,617.66
Beaches and Boardwalks	49,448.20				Cancelled, Abated or Adjusted (1968)	
Parks, Playgrounds, Shade Trees	6,500.00				Balance December 31, 1968	2,548.76
Land Reclamation & Conservation					PROPERTY ACQUIRED BY DEED OR	
Other Recreational Services					FORECLOSURE	
EDUCATION (excluding schools)					Balance January 1, 1968	356,872.56
Libraries	1,700.00				Transfers From Liens	
Other Educational Services					Sale for Cash (1968)	
STATUTORY EXPENDITURES					Cancelled, Abated or Adjusted (1968)	
Pensions & F. I. C. A.	43,050.00				Balance December 31, 1968	356,872.56
Employee Fringe Benefits	22,000.00				CURRENT FINANCES DECEMBER 31, 1968	
Other Statutory Expenditures					ASSETS	
TOTAL MUNICIPAL FUNCTIONS	610,000.00				Cash on Hand Dec. 31, 1968	269,363.34
CAPITAL IMPROVEMENTS	10,000.00				Taxes Receivable	103,706.44
DEBT SERVICE					Tax Title Liens	2,548.76
Principal Payments	50,000.00				Foreclosed Property	356,872.56
Interest Payments	72,318.75				Emergencies & Other Deferred Charges	37,071.61
Other Debt Administration					State Aid Receivable	7,000.00
DEFERRED CHARGES	157,060.35				Other Receivables	206,811.00
SCHOOL, COUNTY, SPECIAL DISTRICT TAXES	963,590.08				Total	983,373.71
RESERVE FOR UNCOLLECTED TAXES	114,810.40				LIABILITIES	
TOTAL EXPENDITURES	1,977,779.58				Cash Liabilities	131,257.29
					Reserves For Receivables	669,938.76
					Surplus on Hand Dec. 31, 1968	182,177.66
					Total	983,373.71

0407		BROOKLAWN BORO				PER CAPITA:		PER CENT:	
Population 1960	2,504	Net Valuation Taxable	4,923,504	TAX RATE:		Gross Debt	28.53	Gross Debt	.82
Population 1968	2,760	State Equalized Value	9,473,742	General Rate Per \$100.		Net Debt	28.53	Net Debt	.82
		Net Valuation on Which County Taxes are apportioned:	9,983,000	Effective Tax Rate		Debt Service		Tax Levy Collected	97.33
Moody Rating		State Equalization Ratio	.5197	General Rate		Total Tax Levy	96.10	Tax Levy Cancelled, Abated or Adjusted	
Land Area	.53 Sq. Miles			Municipal Functions		Municipal Functions	52.71		
1968 EXPENDITURES		1968 REVENUES		1968 PROPERTY TAX					
GENERAL GOVERNMENT		1968 Property Taxes Collected		258,177.66	Local District School Taxes		151,262.00		
Governing Body & Public Boards		1968 Payments in Lieu of Taxes			Regional & Consolidated School Taxes				
Municipal Clerk	1,625.00	Delinquent Tax & Lien Collections		6,522.11	School Taxes in Municipal Budget				
Financial Administration	3,420.00	Business Personalty Replacement Taxes		12,655.00	County Taxes		97,147.43		
Assessment of Taxes	1,412.65	Taxes from Public Utilities		32,195.43	County Library Taxes		1,196.62		
Collection of Taxes	2,806.00	Other Miscellaneous Tax Revenues			Local Municipal Purpose Taxes		11,671.90		
Planning, Housing & Development		State Aid Revenues		1,264.00	Veteran & Senior Citizen Taxes		17,740.00		
Elections	539.11	Federal Aid Revenues			Total Taxes for Rate Computation		279,017.95		
General Administration (other)	14,880.23	Sale of Acquired Property			Special District Taxes				
JUDICIARY		Other Miscellaneous Revenues		74,101.62	Bank Stock Taxes		728.10		
Municipal Courts	3,149.16	Total 1968 Revenues		384,915.82	Added and Omitted Taxes		3,250.81		
PUBLIC SAFETY		Prior Years Surplus Appropriated		19,858.44	Total Taxes Levied		265,256.86		
Fire Protection	4,184.00	TOTAL REVENUES		404,774.26	1968 TAXES COLLECTED		258,177.66		
Police Protection	26,518.61	1968 REAL PROPERTY VALUATIONS - ASSESSED			1968 Taxes Cancelled, Abated or Adjusted				
Civil Defense & Disaster Control	100.00	Code Class %			Transfer To Tax Title Liens		28.30		
Environmental Inspection & Control	626.50	1 Vacant Land 2.43		117,250.00	Balance Outstanding Dec. 31, 1968		7,050.90		
Other Public Safety		2 Residential 63.82		3,080,450.00	PRIOR YEARS TAXES OUTSTANDING				
PUBLIC WORKS		3 Farm			Balance January 1, 1968		8,189.84		
Streets and Drainage	17,132.71	4a Commercial 30.12		1,453,800.00	Collected in 1968		6,522.11		
Sewers and Sewage Processing	6,815.00	4b Industrial			Cancelled, Abated or Adjusted (1968)				
Garbage and Trash Disposal	10,900.00	4c Apartments 3.63		175,050.00	Transfers to Tax Title Liens				
Public Buildings and Grounds	21,666.00	Total Valuation 100.00		4,826,550.00	Balance December 31, 1968		1,667.73		
Other Public Works		CAPITAL DEBT AUTHORIZED, DECEMBER 31, 1968			TAX TITLE LIENS OUTSTANDING				
HEALTH and WELFARE		ISSUED AND UNISSUED			Balance January 1, 1968		232.34		
Health Services Except Environmental	924.01	School			Transfers From Taxes		28.30		
Welfare-Public Assistance	91.58	Self-liquidating		78,750.00	Redeemed in 1968				
Hospitals, Clinics, First Aid		Other		78,750.00	Cancelled, Abated or Adjusted (1968)				
Animal, Insect, & Rodent Control	397.29	Total		78,750.00	Balance December 31, 1968		260.64		
Other Welfare Services		ISSUED AND OUTSTANDING			PROPERTY ACQUIRED BY DEED OR FORECLOSURE				
RECREATION and CONSERVATION		School			Balance January 1, 1968		94,975.00		
Beaches and Boardwalks		Self-liquidating			Transfers From Liens				
Parks, Playgrounds, Shade Trees	1,610.86	Other			Sale for Cash (1968)				
Land Reclamation & Conservation		Total			Cancelled, Abated or Adjusted (1968)				
Other Recreational Services	300.00	EQUALIZED VALUATION BASIS		9,572,844.67	Balance December 31, 1968		94,975.00		
EDUCATION (excluding schools)		1968 CAPITAL OUTLAY		12,916.00	CURRENT FINANCES DECEMBER 31, 1968				
Libraries		Beaches and Boardwalks			ASSETS				
Other Educational Services		Parks and Playgrounds		10,116.00	Cash on Hand Dec. 31, 1968		160,813.94		
STATUTORY EXPENDITURES		Public Buildings and Grounds			Taxes Receivable		8,718.63		
Pensions & F. I. C. A.	4,597.35	Vehicular Equipment			Tax Title Liens		260.64		
Employee Fringe Benefits		Streets, Roads, Sidewalks, Storm Sewers		2,800.00	Foreclosed Property		94,975.00		
Other Statutory Expenditures		Sewer System			Emergencies & Other Deferred Charges				
TOTAL MUNICIPAL FUNCTIONS	123,696.06	Water System			State Aid Receivable		15,014.02		
CAPITAL IMPROVEMENTS	14,100.00	Other Utilities			Other Receivables		564.65		
DEBT SERVICE		Hospitals and Clinics			Total		280,346.88		
Principal Payments		Garbage and Trash Disposal Facilities			LIABILITIES				
Interest Payments		Health Equipment			Cash Liabilities		143,940.21		
Other Debt Administration		Library and Education Facilities			Reserves For Receivables		104,518.92		
DEFERRED CHARGES		Conservation and Recreation			Surplus on Hand Dec. 31, 1968		31,887.75		
SCHOOL, COUNTY, SPECIAL DISTRICT TAXES	249,606.05	Other Expenditures			Total		280,346.88		
RESERVE FOR UNCOLLECTED TAXES	7,700.00								
TOTAL EXPENDITURES	395,102.11								

0104
Population 1960 **3,243**
Population 1968 **3,580**

Moody Rating
Land Area **7.90** Sq. Miles

Net Valuation Taxable **7,534,160**
State Equalized Value **14,752,614**
Net Valuation on Which County Taxes
are apportioned: **15,316,913**
State Equalization Ratio **.5107**

BUENA BORO

TAX RATE:
General Rate Per \$100. **6.34**
Effective Tax Rate
General Rate **3.23**
Municipal Functions **1.36**

PER CAPITA:
Gross Debt **282.96**
Net Debt
Debt Service **.02**
Total Tax Levy **134.73**
Municipal Functions **56.29**

PER CENT:
Gross Debt **7.07**
Net Debt
Tax Levy Collected **89.81**
Tax Levy Cancelled, Abated
or Adjusted

1968 EXPENDITURES	1968 REVENUES	1968 PROPERTY TAX
GENERAL GOVERNMENT		
Governing Body & Public Boards	4,000.00	Local District School Taxes
Municipal Clerk	2,450.00	Regional & Consolidated School Taxes
Financial Administration	4,350.00	School Taxes in Municipal Budget
Assessment of Taxes	3,300.00	County Taxes
Collection of Taxes	6,400.00	County Library Taxes
Planning, Housing & Development	3,450.00	Local Municipal Purpose Taxes
Elections		Veteran & Senior Citizen Taxes
General Administration (other)	7,850.00	Total Taxes for Rate Computation
JUDICIARY		Special District Taxes
Municipal Courts	2,400.00	Bank Stock Taxes
PUBLIC SAFETY		Added and Omitted Taxes
Fire Protection		Total Taxes Levied
Police Protection	12,500.00	1968 TAXES COLLECTED
Civil Defense & Disaster Control	700.00	1968 Taxes Cancelled, Abated or Adjusted
Environmental Inspection & Control	2,400.00	Transfer To Tax Title Liens
Other Public Safety		Balance Outstanding Dec. 31, 1968
PUBLIC WORKS		
Streets and Drainage	49,487.77	PRIOR YEARS TAXES OUTSTANDING
Sewers and Sewage Processing	500.00	Balance January 1, 1968
Garbage and Trash Disposal	7,100.00	Collected in 1968
Public Buildings and Grounds	1,500.00	Cancelled, Abated or Adjusted (1968)
Other Public Works	4,000.00	Transfers to Tax Title Liens
HEALTH and WELFARE		Balance December 31, 1968
Health Services Except Environmental	3,600.00	
Welfare-Public Assistance	2,800.00	TAX TITLE LIENS OUTSTANDING
Hospitals, Clinics, First Aid		Balance January 1, 1968
Animal, Insect, & Rodent Control		Transfers From Taxes
Other Welfare Services		Redeemed in 1968
RECREATION and CONSERVATION		Cancelled, Abated or Adjusted (1968)
Beaches and Boardwalks		Balance December 31, 1968
Parks, Playgrounds, Shade Trees	6,450.00	PROPERTY ACQUIRED BY DEED OR
Land Reclamation & Conservation		FORECLOSURE
Other Recreational Services	420.00	Balance January 1, 1968
EDUCATION (excluding schools)		Transfers From Liens
Libraries		Sale for Cash (1968)
Other Educational Services		Cancelled, Abated or Adjusted (1968)
STATUTORY EXPENDITURES		Balance December 31, 1968
Pensions & F. I. C. A.	2,600.00	CURRENT FINANCES DECEMBER 31, 1968
Employee Fringe Benefits	1,500.00	ASSETS
Other Statutory Expenditures		Cash on Hand Dec. 31, 1968
TOTAL MUNICIPAL FUNCTIONS	129,757.77	Taxes Receivable
CAPITAL IMPROVEMENTS	1,500.00	Tax Title Liens
DEBT SERVICE		Foreclosed Property
Principal Payments		Emergencies & Other Deferred Charges
Interest Payments	100.00	State Aid Receivable
Other Debt Administration		Other Receivables
DEFERRED CHARGES	1,918.33	Total
SCHOOL, COUNTY, SPECIAL DISTRICT TAXES	420,085.80	LIABILITIES
RESERVE FOR UNCOLLECTED TAXES	68,242.63	Cash Liabilities
TOTAL EXPENDITURES	621,604.53	Reserves For Receivables
		Surplus on Hand Dec. 31, 1968
		Total

0105		BUENA VISTA TWP				PER CAPITA:		PER CENT:			
Population 1960	3,915	Net Valuation Taxable	11,251,150	TAX RATE:		Gross Debt	265.55	Gross Debt	7.34		
Population 1968	5,110	State Equalized Value	19,196,638	General Rate Per \$100.	5.94	Net Debt	4.89	Net Debt	.13		
		Net Valuation on Which County Taxes		Effective Tax Rate		Debt Service	.09	Tax Levy Collected	81.85		
Moody Rating		are apportioned:	19,994,330	General Rate	3.48	Total Tax Levy	135.75	Tax Levy Cancelled, Abated			
Land Area	41.33 Sq. Miles	State Equalization Ratio	.5861	Municipal Functions	1.59	Municipal Functions	59.75	or Adjusted			
1968 EXPENDITURES		1968 REVENUES			1968 PROPERTY TAX						
GENERAL GOVERNMENT											
Governing Body & Public Boards		1968 Property Taxes Collected			567,861.23	Local District School Taxes				473,129.49	
Municipal Clerk		1968 Payments in Lieu of Taxes				Regional & Consolidated School Taxes					
Financial Administration		5,200.00	Delinquent Tax & Lien Collections			109,849.05	School Taxes in Municipal Budget				
Assessment of Taxes		3,700.00	Business Personalty Replacement Taxes			14,256.00	County Taxes				162,678.33
Collection of Taxes		10,500.00	Taxes from Public Utilities			83,612.67	County Library Taxes				1,645.83
Planning, Housing & Development		4,500.00	Other Miscellaneous Tax Revenues				Local Municipal Purpose Taxes				4,451.88
Elections		1,050.00	State Aid Revenues			12,611.80	Veteran & Senior Citizen Taxes				26,380.00
General Administration (other)		20,000.00	Federal Aid Revenues				Total Taxes for Rate Computation				668,285.53
JUDICIARY			Sale of Acquired Property			6,958.40	Special District Taxes				44,834.00
Municipal Courts		3,600.00	Other Miscellaneous Revenues			26,783.63	Bank Stock Taxes				603.31
PUBLIC SAFETY			Total 1968 Revenues			821,932.78	Added and Omitted Taxes				6,364.71
Fire Protection			Prior Years Surplus Appropriated			90,000.00	Total Taxes Levied				693,707.55
Police Protection		2,200.00	TOTAL REVENUES			911,932.78	1968 TAXES COLLECTED				567,861.23
Civil Defense & Disaster Control							1968 Taxes Cancelled, Abated or Adjusted				
Environmental Inspection & Control		2,800.00	1968 REAL PROPERTY VALUATIONS - ASSESSED				Transfer To Tax Title Liens				
Other Public Safety							Balance Outstanding Dec. 31, 1968				125,846.32
PUBLIC WORKS											
Streets and Drainage		83,501.10	Code Class %			1,791,950.00	PRIOR YEARS TAXES OUTSTANDING				
Sewers and Sewage Processing			1 Vacant Land 16.29			5,259,800.00	Balance January 1, 1968				103,115.68
Garbage and Trash Disposal			2 Residential 47.80			2,857,750.00	Collected in 1968				82,201.81
Public Buildings and Grounds			3 Farm 25.97			850,800.00	Cancelled, Abated or Adjusted (1968)				
Other Public Works			4a Commercial 7.73			242,350.00	Transfers to Tax Title Liens				
HEALTH and WELFARE			4b Industrial 2.20				Balance December 31, 1968				20,913.87
Health Services Except Environmental		2,000.00	4c Apartments								
Welfare-Public Assistance		5,300.00	Total Valuation 99.99			11,002,650.00	TAX TITLE LIENS OUTSTANDING				
Hospitals, Clinics, First Aid		600.00	CAPITAL DEBT AUTHORIZED, DECEMBER 31, 1968				Balance January 1, 1968				119,498.36
Animal, Insect, & Rodent Control		2,200.00	ISSUED AND UNISSUED			GROSS DEBT	Transfers From Taxes				
Other Welfare Services			School			1,306,999.86	Redeemed in 1968				27,647.24
RECREATION and CONSERVATION			Self-liquidating			50,000.00	Cancelled, Abated or Adjusted (1968)				
Beaches and Boardwalks			Other			1,356,999.86	Balance December 31, 1968				91,851.12
Parks, Playgrounds, Shade Trees		5,200.00	Total			25,000.00	PROPERTY ACQUIRED BY DEED OR FORECLOSURE				
Land Reclamation & Conservation			ISSUED AND OUTSTANDING				Balance January 1, 1968				21,253.99
Other Recreational Services			School			743,637.85	Transfers From Liens				
EDUCATION (excluding schools)			Self-liquidating				Sale for Cash (1968)				
Libraries			Other			743,637.85	Cancelled, Abated or Adjusted (1968)				
Other Educational Services			Total				Balance December 31, 1968				21,253.99
STATUTORY EXPENDITURES			EQUALIZED VALUATION BASIS			18,483,983.67	CURRENT FINANCES DECEMBER 31, 1968				
Pensions & F. I. C. A.		3,200.00	1968 CAPITAL OUTLAY			1,921.43	ASSETS				
Employee Fringe Benefits			Beaches and Boardwalks				Cash on Hand Dec. 31, 1968				168,176.30
Other Statutory Expenditures			Parks and Playgrounds				Taxes Receivable				146,760.19
TOTAL MUNICIPAL FUNCTIONS		155,551.10	Public Buildings and Grounds			1,921.43	Tax Title Liens				91,851.12
CAPITAL IMPROVEMENTS		10,000.00	Vehicular Equipment				Foreclosed Property				21,253.99
DEBT SERVICE			Streets, Roads, Sidewalks, Storm Sewers				Emergencies & Other Deferred Charges				111.11
Principal Payments			Sewer System				State Aid Receivable				23,136.50
Interest Payments		500.00	Water System				Other Receivables				7,403.61
Other Debt Administration			Other Utilities				Total				458,692.82
DEFERRED CHARGES		2,933.33	Hospitals and Clinics				LIABILITIES				
SCHOOL, COUNTY, SPECIAL DISTRICT TAXES		682,287.65	Garbage and Trash Disposal Facilities				Cash Liabilities				35,125.85
RESERVE FOR UNCOLLECTED TAXES		136,338.87	Health Equipment				Reserves For Receivables				267,268.91
TOTAL EXPENDITURES		987,610.95	Library and Education Facilities				Surplus on Hand Dec. 31, 1968				156,298.06
			Conservation and Recreation				Total				458,692.82
			Other Expenditures								

0305		BURLINGTON CITY				PER CAPITA:		PER CENT:		
Population 1960	12,687	Net Valuation Taxable	54,777,250	TAX RATE:		Gross Debt	223.08	Gross Debt	5.70	
Population 1968	13,690	State Equalized Value	61,895,197	General Rate Per \$100.		Net Debt	29.33	Net Debt	.74	
		Net Valuation on Which County Taxes		Effective Tax Rate		Debt Service	20.85	Tax Levy Collected	94.59	
Moody Rating	AA	are apportioned:	60,891,222	General Rate		Total Tax Levy	66.01	Tax Levy Cancelled, Abated		
Land Area	3.06 Sq. Miles	State Equalization Ratio	.8850	Municipal Functions		Municipal Functions	91.37	or Adjusted	.14	
1968 EXPENDITURES		1968 REVENUES			1968 PROPERTY TAX					
GENERAL GOVERNMENT		1968 Property Taxes Collected			854,895.60	Local District School Taxes			519,848.00	
Governing Body & Public Boards		1968 Payments in Lieu of Taxes				Regional & Consolidated School Taxes				
Municipal Clerk		Delinquent Tax & Lien Collections			69,587.94	School Taxes in Municipal Budget			35,600.00	
Financial Administration		17,800.00	Business Personalty Replacement Taxes			91,719.00	County Taxes			320,868.55
Assessment of Taxes		7,400.00	Taxes from Public Utilities			1,980,217.62	County Library Taxes			16,275.83
Collection of Taxes		25,600.00	Other Miscellaneous Tax Revenues				Local Municipal Purpose Taxes			
Planning, Housing & Development		27,600.00	State Aid Revenues			78,296.03	Veteran & Senior Citizen Taxes			71,360.00
Elections			Federal Aid Revenues				Total Taxes for Rate Computation			963,952.38
General Administration (other)		113,600.00	Sale of Acquired Property			1,060.00	Special District Taxes			
JUDICIARY			Other Miscellaneous Revenues			188,652.27	Bank Stock Taxes			9,575.93
Municipal Courts		13,300.00	Total 1968 Revenues			3,264,428.46	Added and Omitted Taxes			1,618.76
PUBLIC SAFETY			Prior Years Surplus Appropriated			400,000.00	Total Taxes Levied			903,787.07
Fire Protection		76,600.00	TOTAL REVENUES			3,664,428.46	1968 TAXES COLLECTED			854,895.60
Police Protection		290,850.00	1968 REAL PROPERTY VALUATIONS - ASSESSED				1968 Taxes Cancelled, Abated or Adjusted			1,316.58
Civil Defense & Disaster Control		2,500.00	Code Class %				Transfer To Tax Title Liens			2,626.36
Environmental Inspection & Control		6,700.00	1 Vacant Land 2.81			1,458,675.00	Balance Outstanding Dec. 31, 1968			46,554.75
Other Public Safety			2 Residential 52.99			27,521,325.00	PRIOR YEARS TAXES OUTSTANDING			
PUBLIC WORKS			3 Farm				Balance January 1, 1968			72,842.17
Streets and Drainage		181,400.00	4a Commercial 24.65			12,801,475.00	Collected in 1968			67,940.75
Sewers and Sewage Processing		25,900.00	4b Industrial 15.36			7,976,250.00	Cancelled, Abated or Adjusted (1968)			2,557.53
Garbage and Trash Disposal		88,700.00	4c Apartments 4.20			2,182,400.00	Transfers to Tax Title Liens			841.91
Public Buildings and Grounds		191,500.00	Total Valuation 100.01			51,940,125.00	Balance December 31, 1968			1,501.98
Other Public Works		133,000.00	CAPITAL DEBT AUTHORIZED, DECEMBER 31, 1968				TAX TITLE LIENS OUTSTANDING			
HEALTH and WELFARE			ISSUED AND UNISSUED				Balance January 1, 1968			5,063.20
Health Services Except Environmental		42,500.00	School			2,544,000.00	Transfers From Taxes			3,618.46
Welfare-Public Assistance		26,800.00	Self-liquidating			510,000.00	Redeemed in 1968			1,647.19
Hospitals, Clinics, First Aid			Other				Cancelled, Abated or Adjusted (1968)			
Animal, Insect, & Rodent Control		5,500.00	Total			3,054,000.00	Balance December 31, 1968			7,034.47
Other Welfare Services			ISSUED AND OUTSTANDING				PROPERTY ACQUIRED BY DEED OR			
RECREATION and CONSERVATION			School			2,400,000.00	FORECLOSURE			
Beaches and Boardwalks			Self-liquidating			510,000.30	Balance January 1, 1968			680,851.71
Parks, Playgrounds, Shade Trees		37,400.00	Other				Transfers From Liens			
Land Reclamation & Conservation			Total			2,910,000.30	Sale for Cash (1968)			3,600.00
Other Recreational Services		3,800.00	EQUALIZED VALUATION BASIS			53,559,070.33	Cancelled, Abated or Adjusted (1968)			
EDUCATION (excluding schools)			1968 CAPITAL OUTLAY			198,589.00	Balance December 31, 1968			677,251.71
Libraries		5,000.00	Beaches and Boardwalks				CURRENT FINANCES DECEMBER 31, 1968			
Other Educational Services		670,000.00	Parks and Playgrounds			7,529.74	ASSETS			
STATUTORY EXPENDITURES			Public Buildings and Grounds			9,813.28	Cash on Hand Dec. 31, 1968			1,863,573.75
Pensions & F. I. C. A.		101,245.61	Vehicular Equipment			14,995.00	Taxes Receivable			48,056.73
Employee Fringe Benefits		28,000.00	Streets, Roads, Sidewalks, Storm Sewers			106,300.40	Tax Title Liens			7,034.47
Other Statutory Expenditures			Sewer System				Foreclosed Property			677,251.71
TOTAL MUNICIPAL FUNCTIONS		2,122,695.61	Water System			21,256.83	Emergencies & Other Deferred Charges			22,300.00
CAPITAL IMPROVEMENTS		100,000.00	Other Utilities				State Aid Receivable			33,688.94
DEBT SERVICE			Hospitals and Clinics				Other Receivables			61,962.52
Principal Payments		185,000.00	Garbage and Trash Disposal Facilities				Total			2,713,868.12
Interest Payments		100,550.00	Health Equipment				LIABILITIES			
Other Debt Administration			Library and Education Facilities				Cash Liabilities			802,704.73
DEFERRED CHARGES		26,054.39	Conservation and Recreation				Reserves For Receivables			794,305.43
SCHOOL, COUNTY, SPECIAL DISTRICT TAXES		892,592.38	Other Expenditures			38,693.75	Surplus on Hand Dec. 31, 1968			1,116,857.96
RESERVE FOR UNCOLLECTED TAXES		85,600.00					Total			2,713,868.12
TOTAL EXPENDITURES		3,512,492.38								

0306		BURLINGTON TWP			PER CAPITA:		PER CENT:	
Population 1960	6,291	Net Valuation Taxable	49,727,000	TAX RATE:	Gross Debt	377.89	Gross Debt	6.52
Population 1968	10,520	State Equalized Value	63,233,723	General Rate Per \$100.	Net Debt	51.41	Net Debt	.88
		Net Valuation on Which County Taxes		Effective Tax Rate	Debt Service	21.76	Tax Levy Collected	90.08
Moody Rating	BAA	are apportioned:	65,045,863	General Rate	Total Tax Levy	176.46	Tax Levy Cancelled, Abated	
Land Area	14.02 Sq. Miles	State Equalization Ratio	.7864	Municipal Functions	Municipal Functions	76.50	or Adjusted	.15
1968 EXPENDITURES		1968 REVENUES			1968 PROPERTY TAX			
GENERAL GOVERNMENT		1968 Property Taxes Collected			1,672,392.70			
Governing Body & Public Boards		1968 Payments in Lieu of Taxes			Local District School Taxes			
Municipal Clerk		Delinquent Tax & Lien Collections			112,659.24			
Financial Administration		Business Personality Replacement Taxes			240,941.00			
Assessment of Taxes		Taxes from Public Utilities			179,504.30			
Collection of Taxes		Other Miscellaneous Tax Revenues			58,961.87			
Planning, Housing & Development		State Aid Revenues			1,865.00			
Elections		Federal Aid Revenues			53,931.04			
General Administration (other)		Sale of Acquired Property			2,320,255.15			
JUDICIARY		Other Miscellaneous Revenues			75,000.00			
Municipal Courts		Total 1968 Revenues			2,395,255.15			
PUBLIC SAFETY		Prior Years Surplus Appropriated			TOTAL REVENUES			
Fire Protection		1968 REAL PROPERTY VALUATIONS - ASSESSED			Code Class %			
Police Protection		1			Vacant Land 4.79			
Civil Defense & Disaster Control		2			Residential 53.71			
Environmental Inspection & Control		3			Farm 3.54			
Other Public Safety		4a			Commercial 9.33			
PUBLIC WORKS		4b			Industrial 19.17			
Streets and Drainage		4c			Apartments 9.46			
Sewers and Sewage Processing		Total Valuation			100.00			
Garbage and Trash Disposal		CAPITAL DEBT AUTHORIZED, DECEMBER 31, 1968			ISSUED AND UNISSUED			
Public Buildings and Grounds		SCHOOL			2,657,000.00			
Other Public Works		Self-liquidating			996,200.00			
HEALTH and WELFARE		Other			322,292.30			
Health Services Except Environmental		Total			3,975,492.30			
Welfare-Public Assistance		ISSUED AND OUTSTANDING			SCHOOL			
Hospitals, Clinics, First Aid		School			2,657,000.00			
Animal, Insect, & Rodent Control		Self-liquidating			783,000.00			
Other Welfare Services		Other			235,592.30			
RECREATION and CONSERVATION		Total			3,675,592.30			
Beaches and Boardwalks		EQUALIZED VALUATION BASIS			60,959,643.67			
Parks, Playgrounds, Shade Trees		1968 CAPITAL OUTLAY			134,553.97			
Land Reclamation & Conservation		Beaches and Boardwalks			1,332.75			
Other Recreational Services		Parks and Playgrounds			45,463.20			
EDUCATION (excluding schools)		Public Buildings and Grounds			34,057.33			
Libraries		Vehicular Equipment			27,240.71			
Other Educational Services		Streets, Roads, Sidewalks, Storm Sewers			26,269.32			
STATUTORY EXPENDITURES		Sewer System			Other Utilities			
Pensions & F. I. C. A.		Water System			Hospitals and Clinics			
Employee Fringe Benefits		Other Utilities			Garbage and Trash Disposal Facilities			
Other Statutory Expenditures		Hospitals and Clinics			Health Equipment			
TOTAL MUNICIPAL FUNCTIONS		Garbage and Trash Disposal Facilities			Library and Education Facilities			
CAPITAL IMPROVEMENTS		Health Equipment			Conservation and Recreation			
DEBT SERVICE		Library and Education Facilities			Other Expenditures			
Principal Payments		Conservation and Recreation			190.66			
Interest Payments		Other Expenditures			CURRENT FINANCES DECEMBER 31, 1968			
Other Debt Administration		TOTAL EXPENDITURES			ASSETS			
DEFERRED CHARGES		2,604,930.37			Cash on Hand Dec. 31, 1968			
SCHOOL, COUNTY, SPECIAL DISTRICT TAXES					Taxes Receivable			
RESERVE FOR UNCOLLECTED TAXES					Tax Title Liens			
TOTAL EXPENDITURES					Foreclosed Property			
					Emergencies & Other Deferred Charges			
					State Aid Receivable			
					Other Receivables			
					Total			
					LIABILITIES			
					Cash Liabilities			
					Reserves For Receivables			
					Surplus on Hand Dec. 31, 1968			
					Total			

1403		BUTLER BORO		PER CAPITA:		PER CENT:	
Population 1960	5,414	Net Valuation Taxable	17,535,081	TAX RATE:	Gross Debt	Gross Debt	10.86
Population 1968	6,750	State Equalized Value	40,826,731	General Rate Per \$100.	Net Debt	Net Debt	4.24
Moody Rating	BAA	Net Valuation on Which County Taxes are apportioned:	44,457,891	Effective Tax Rate	Debt Service	Tax Levy Collected	93.26
Land Area	1.97 Sq. Miles	State Equalization Ratio	.4295	General Rate	Total Tax Levy	Tax Levy Cancelled, Abated or Adjusted	.09
				Municipal Functions	Municipal Functions		
1968 EXPENDITURES		1968 REVENUES		1968 PROPERTY TAX			
GENERAL GOVERNMENT							
Governing Body & Public Boards		1968 Property Taxes Collected	1,228,470.53	Local District School Taxes		1,069,369.97	
Municipal Clerk		1968 Payments in Lieu of Taxes		Regional & Consolidated School Taxes			
Financial Administration		Delinquent Tax & Lien Collections	110,404.05	School Taxes in Municipal Budget			
Assessment of Taxes	36,780.00	Business Personalty Replacement Taxes	130,658.00	County Taxes		172,930.23	
Collection of Taxes	12,650.00	Taxes from Public Utilities	108,125.98	County Library Taxes		13,300.02	
Planning, Housing & Development	6,325.00	Other Miscellaneous Tax Revenues		Local Municipal Purpose Taxes		37,504.46	
Elections		State Aid Revenues	3,200.00	Veteran & Senior Citizen Taxes		38,420.00	
General Administration (other)	29,500.00	Federal Aid Revenues		Total Taxes for Rate Computation		1,331,524.68	
JUDICIARY		Sale of Acquired Property		Special District Taxes			
Municipal Courts	4,015.00	Other Miscellaneous Revenues	254,625.96	Bank Stock Taxes		1,971.96	
PUBLIC SAFETY		Total 1968 Revenues	1,835,484.52	Added and Omitted Taxes		22,050.23	
Fire Protection	21,200.00	Prior Years Surplus Appropriated	95,000.00	Total Taxes Levied		1,317,126.87	
Police Protection	88,500.00	TOTAL REVENUES	1,930,484.52	1968 TAXES COLLECTED		1,228,470.53	
Civil Defense & Disaster Control	1,470.00			1968 Taxes Cancelled, Abated or Adjusted		1,218.60	
Environmental Inspection & Control	5,000.00			Transfer To Tax Title Liens		9,166.70	
Other Public Safety				Balance Outstanding Dec. 31, 1968		79,496.51	
PUBLIC WORKS		1968 REAL PROPERTY VALUATIONS - ASSESSED		PRIOR YEARS TAXES OUTSTANDING			
Streets and Drainage	92,105.94	Code	Class	%	Balance January 1, 1968	119,241.74	
Sewers and Sewage Processing	42,850.00	1	Vacant Land	3.10	Collected in 1968	109,522.78	
Garbage and Trash Disposal	70,500.00	2	Residential	74.65	Cancelled, Abated or Adjusted (1968)	34.61	
Public Buildings and Grounds	20,000.00	3	Farm		Transfers to Tax Title Liens	1,495.22	
Other Public Works		4a	Commercial	11.06	Balance December 31, 1968	8,189.13	
HEALTH and WELFARE		4b	Industrial	10.38			
Health Services Except Environmental	11,150.00	4c	Apartments	.82			
Welfare-Public Assistance	5,200.00	Total Valuation	100.01				
Hospitals, Clinics, First Aid	3,000.00						
Animal, Insect, & Rodent Control		CAPITAL DEBT AUTHORIZED, DECEMBER 31, 1968		TAX TITLE LIENS OUTSTANDING			
Other Welfare Services	425.00	ISSUED AND UNISSUED	GROSS DEBT	NET DEBT	Balance January 1, 1968	27,775.50	
RECREATION and CONSERVATION		School	2,174,000.00	520,743.91	Transfers From Taxes	10,820.29	
Beaches and Boardwalks		Self-liquidating	1,083,000.00		Redeemed in 1968	881.27	
Parks, Playgrounds, Shade Trees	24,617.51	Other	1,235,156.79	1,231,777.78	Cancelled, Abated or Adjusted (1968)		
Land Reclamation & Conservation		Total	4,492,156.79	1,752,521.69	Balance December 31, 1968	37,714.52	
Other Recreational Services	19,100.00	ISSUED AND OUTSTANDING			PROPERTY ACQUIRED BY DEED OR FORECLOSURE		
EDUCATION (excluding schools)		School		2,174,000.00	Balance January 1, 1968		
Libraries	9,000.00	Self-liquidating		923,000.00	Transfers From Liens		
Other Educational Services	182.49	Other		618,675.67	Sale for Cash (1968)		
STATUTORY EXPENDITURES		Total		3,715,675.67	Cancelled, Abated or Adjusted (1968)		
Pensions & F. I. C. A.	18,000.00	EQUALIZED VALUATION BASIS		41,331,402.33	Balance December 31, 1968		
Employee Fringe Benefits	5,654.06	1968 CAPITAL OUTLAY		266,595.61	CURRENT FINANCES DECEMBER 31, 1968		
Other Statutory Expenditures		Beaches and Boardwalks			ASSETS		
TOTAL MUNICIPAL FUNCTIONS	527,225.00	Parks and Playgrounds		554.70	Cash on Hand Dec. 31, 1968	281,429.60	
CAPITAL IMPROVEMENTS	66,300.00	Public Buildings and Grounds			Taxes Receivable	87,685.64	
DEBT SERVICE		Vehicular Equipment		63,263.45	Tax Title Liens	37,714.52	
Principal Payments	27,000.00	Streets, Roads, Sidewalks, Storm Sewers		157,867.94	Foreclosed Property		
Interest Payments	12,527.00	Sewer System		42,985.78	Emergencies & Other Deferred Charges	80,075.38	
Other Debt Administration		Water System		1,923.74	State Aid Receivable	11,299.00	
DEFERRED CHARGES	139.69	Other Utilities			Other Receivables		
SCHOOL, COUNTY, SPECIAL DISTRICT TAXES	1,255,600.22	Hospitals and Clinics			Total	498,204.14	
RESERVE FOR UNCOLLECTED TAXES	129,384.64	Garbage and Trash Disposal Facilities			LIABILITIES		
TOTAL EXPENDITURES	2,018,176.55	Health Equipment			Cash Liabilities	121,850.26	
		Library and Education Facilities			Reserves For Receivables	125,400.16	
		Conservation and Recreation			Surplus on Hand Dec. 31, 1968	250,953.72	
		Other Expenditures			Total	498,204.14	

1904		BYRAM TWP		TAX RATE:		PER CAPITA:		PER CENT:	
Population 1960	1,616	Net Valuation Taxable	27,171,077	General Rate Per \$100.	4.02	Gross Debt	288.13	Gross Debt	2.88
Population 1968	3,010	State Equalized Value	33,544,539	Effective Tax Rate		Net Debt	1.42	Net Debt	.01
		Net Valuation on Which County Taxes are apportioned:	32,411,882	General Rate	3.25	Debt Service	.22	Tax Levy Collected	87.53
Moody Rating		State Equalization Ratio	.8100	Municipal Functions	1.12	Total Tax Levy	359.84	Tax Levy Cancelled, Abated or Adjusted	
Land Area	20.60 Sq. Miles					Municipal Functions	125.72		
1968 EXPENDITURES		1968 REVENUES			1968 PROPERTY TAX				
GENERAL GOVERNMENT		1968 Property Taxes Collected			948,123.21				
Governing Body & Public Boards		1968 Payments in Lieu of Taxes							
Municipal Clerk		Delinquent Tax & Lien Collections			96,124.85				
Financial Administration		Business Personalty Replacement Taxes			11,067.00				
Assessment of Taxes		Taxes from Public Utilities			46,623.91				
Collection of Taxes		Other Miscellaneous Tax Revenues			4,039.00				
Planning, Housing & Development		State Aid Revenues							
Elections		Federal Aid Revenues							
General Administration (other)		Sale of Acquired Property			18,523.93				
JUDICIARY		Other Miscellaneous Revenues			1,124,503.90				
Municipal Courts		Total 1968 Revenues			86,000.00				
PUBLIC SAFETY		Prior Years Surplus Appropriated			1,210,503.90				
Fire Protection		TOTAL REVENUES							
Police Protection		1968 REAL PROPERTY VALUATIONS - ASSESSED							
Civil Defense & Disaster Control		Code Class %							
Environmental Inspection & Control		1 Vacant Land 11.52			3,101,450.00				
Other Public Safety		2 Residential 83.36			22,440,750.00				
PUBLIC WORKS		3 Farm							
Streets and Drainage		4a Commercial 4.75			1,279,450.00				
Sewers and Sewage Processing		4b Industrial .37			99,100.00				
Garbage and Trash Disposal		4c Apartments							
Public Buildings and Grounds		Total Valuation 100.00.			26,920,750.00				
Other Public Works		CAPITAL DEBT AUTHORIZED, DECEMBER 31, 1968							
HEALTH and WELFARE		ISSUED AND UNISSUED			GROSS DEBT NET DEBT				
Health Services Except Environmental		School			863,000.00				
Welfare-Public Assistance		Self-liquidating			4,293.45 4,293.45				
Hospitals, Clinics, First Aid		Other			867,293.45 4,293.45				
Animal, Insect, & Rodent Control		Total							
Other Welfare Services		ISSUED AND OUTSTANDING							
RECREATION and CONSERVATION		School			103,000.00				
Beaches and Boardwalks		Self-liquidating							
Parks, Playgrounds, Shade Trees		Other			103,000.00				
Land Reclamation & Conservation		Total							
Other Recreational Services		EQUALIZED VALUATION BASIS			30,055,489.67				
EDUCATION (excluding schools)		1968 CAPITAL OUTLAY							
Libraries		Beaches and Boardwalks							
Other Educational Services		Parks and Playgrounds							
STATUTORY EXPENDITURES		Public Buildings and Grounds							
Pensions & F. I. C. A.		Vehicular Equipment							
Employee Fringe Benefits		Streets, Roads, Sidewalks, Storm Sewers							
Other Statutory Expenditures		Sewer System							
TOTAL MUNICIPAL FUNCTIONS		Water System							
CAPITAL IMPROVEMENTS		Other Utilities							
DEBT SERVICE		Hospitals and Clinics							
Principal Payments		Garbage and Trash Disposal Facilities							
Interest Payments		Health Equipment							
Other Debt Administration		Library and Education Facilities							
DEFERRED CHARGES		Conservation and Recreation							
SCHOOL, COUNTY, SPECIAL DISTRICT TAXES		Other Expenditures							
RESERVE FOR UNCOLLECTED TAXES									
TOTAL EXPENDITURES									

0703		Caldwell Boro			PER CAPITA:		PER CENT:		
Population 1960	6,942	Net Valuation Taxable	51,066,528	TAX RATE:		Gross Debt	379.45	Gross Debt	6.64
Population 1968	9,840	State Equalized Value	61,164,843	General Rate Per \$100.	5.10	Net Debt	133.04	Net Debt	2.32
		Net Valuation on Which County Taxes		Effective Tax Rate		Debt Service	7.89	Tax Levy Collected	97.66
Moody Rating		are apportioned:	60,496,173	General Rate	4.25	Total Tax Levy	262.24	Tax Levy Cancelled, Abated	
Land Area	1.20 Sq. Miles	State Equalization Ratio	.8349	Municipal Functions	1.84	Municipal Functions	114.61	or Adjusted	.25
1968 EXPENDITURES		1968 REVENUES			1968 PROPERTY TAX				
GENERAL GOVERNMENT		1968 Property Taxes Collected			2,520,153.99				
Governing Body & Public Boards		1968 Payments in Lieu of Taxes							
Municipal Clerk		Delinquent Tax & Lien Collections			46,462.62				
Financial Administration		Business Personality Replacement Taxes			70,152.00				
Assessment of Taxes		Taxes from Public Utilities			131,905.12				
Collection of Taxes		Other Miscellaneous Tax Revenues							
Planning, Housing & Development		State Aid Revenues			10,414.66				
Elections		Federal Aid Revenues							
General Administration (other)		Sale of Acquired Property							
JUDICIARY		Other Miscellaneous Revenues			125,282.97				
Municipal Courts		Total 1968 Revenues			2,904,371.36				
PUBLIC SAFETY		Prior Years Surplus Appropriated			37,000.00				
Fire Protection		TOTAL REVENUES			2,941,371.36				
Police Protection									
Civil Defense & Disaster Control									
Environmental Inspection & Control									
Other Public Safety									
PUBLIC WORKS		1968 REAL PROPERTY VALUATIONS - ASSESSED							
Streets and Drainage		Code Class %							
Sewers and Sewage Processing		1 1 Vacant Land .63			308,300.00				
Garbage and Trash Disposal		2 2 Residential 60.00			29,455,700.00				
Public Buildings and Grounds		3 3 Farm							
Other Public Works		4a 4a Commercial 19.63			9,635,500.00				
HEALTH and WELFARE		4b 4b Industrial							
Health Services Except Environmental		4c 4c Apartments 19.75			9,694,100.00				
Welfare-Public Assistance		Total Valuation100.01			49,093,600.00				
Hospitals, Clinics, First Aid									
Animal, Insect, & Rodent Control									
Other Welfare Services									
RECREATION and CONSERVATION		CAPITAL DEBT AUTHORIZED, DECEMBER 31, 1968							
Beaches and Boardwalks		ISSUED AND UNISSUED			GROSS DEBT NET DEBT				
Parks, Playgrounds, Shade Trees		School			2,286,338.03 37,277.59				
Land Reclamation & Conservation		Self-liquidating			1,447,500.00 1,271,910.00				
Other Recreational Services		Other			3,733,838.03 1,309,187.59				
EDUCATION (excluding schools)		Total							
Libraries									
Other Educational Services									
STATUTORY EXPENDITURES		ISSUED AND OUTSTANDING							
Pensions & F. I. C. A.		School			2,160,559.67				
Employee Fringe Benefits		Self-liquidating			1,304,000.00				
Other Statutory Expenditures		Other			3,464,559.67				
TOTAL MUNICIPAL FUNCTIONS		Total			56,226,511.00				
CAPITAL IMPROVEMENTS		EQUALIZED VALUATION BASIS							
DEBT SERVICE		1968 CAPITAL OUTLAY			516,455.58				
Principal Payments		Beaches and Boardwalks							
Interest Payments		Parks and Playgrounds			17,986.54				
Other Debt Administration		Public Buildings and Grounds							
DEFERRED CHARGES		Vehicular Equipment			478,140.64				
SCHOOL, COUNTY, SPECIAL DISTRICT TAXES		Streets, Roads, Sidewalks, Storm Sewers							
RESERVE FOR UNCOLLECTED TAXES		Sewer System							
TOTAL EXPENDITURES		Water System							
		Other Utilities							
		Hospitals and Clinics							
		Garbage and Trash Disposal Facilities							
		Health Equipment							
		Library and Education Facilities							
		Conservation and Recreation							
		Other Expenditures			20,328.40				

1004		CALIFON BORO				PER CAPITA:		PER CENT:	
Population 1960	777	Net Valuation Taxable	4,359,703	TAX RATE:		Gross Debt	160.46	Gross Debt	3.10
Population 1968	990	State Equalized Value	5,951,000	General Rate Per \$100.		Net Debt	20.29	Net Debt	.39
		Net Valuation on Which County Taxes		Effective Tax Rate		Debt Service	5.56	Tax Levy Collected	89.55
Moody Rating		are apportioned:	5,847,224	General Rate		Total Tax Levy	152.67	Tax Levy Cancelled, Abated	
Land Area	.90 Sq. Miles	State Equalization Ratio	.7326	Municipal Functions		Municipal Functions	62.99	or Adjusted	.32
1968 EXPENDITURES		1968 REVENUES				1968 PROPERTY TAX			
GENERAL GOVERNMENT		1968 Property Taxes Collected				Local District School Taxes			
Governing Body & Public Boards						47,916.50			
Municipal Clerk		700.00				Regional & Consolidated School Taxes			
Financial Administration		1,075.00				45,471.10			
Assessment of Taxes		1,345.00				School Taxes in Municipal Budget			
Collection of Taxes		350.00				County Taxes			
Planning, Housing & Development		6,180.00				27,226.69			
Elections		750.00				County Library Taxes			
General Administration (other)		167,348.82				979.10			
JUDICIARY		Prior Years Surplus Appropriated				Local Municipal Purpose Taxes			
Municipal Courts		TOTAL REVENUES				26,570.25			
PUBLIC SAFETY		172,348.82				Veteran & Senior Citizen Taxes			
Fire Protection		1968 REAL PROPERTY VALUATIONS - ASSESSED				6,390.00			
Police Protection		Code Class %				Total Taxes for Rate Computation			
Civil Defense & Disaster Control		1 5.26				154,553.64			
Environmental Inspection & Control		2 80.16				Special District Taxes			
Other Public Safety		3 .26				2,045.21			
PUBLIC WORKS		4a 12.55				Bank Stock Taxes			
Streets and Drainage		4b .80				942.22			
Sewers and Sewage Processing		4c .97				Added and Omitted Taxes			
Garbage and Trash Disposal		Total Valuation100.00				151,151.07			
Public Buildings and Grounds		4,198,895.00				1968 TAXES COLLECTED			
Other Public Works		ISSUED AND UNISSUED				135,364.41			
HEALTH and WELFARE		SCHOOL				1968 Taxes Cancelled, Abated or Adjusted			
Health Services Except Environmental		Self-liquidating				Transfer To Tax Title Liens			
Welfare-Public Assistance		Other				Balance Outstanding Dec. 31, 1968			
Hospitals, Clinics, First Aid		Total				16,888.93			
Animal, Insect, & Rodent Control		CAPITAL DEBT AUTHORIZED, DECEMBER 31, 1968				PRIOR YEARS TAXES OUTSTANDING			
Other Welfare Services		ISSUED AND UNISSUED				Balance January 1, 1968			
RECREATION and CONSERVATION		GROSS DEBT				Collected in 1968			
Beaches and Boardwalks		138,775.92				10,293.83			
Parks, Playgrounds, Shade Trees		NET DEBT				Cancelled, Abated or Adjusted (1968)			
Land Reclamation & Conservation		20,087.70				.05			
Other Recreational Services		20,087.70				Transfers to Tax Title Liens			
EDUCATION (excluding schools)		ISSUED AND OUTSTANDING				Balance December 31, 1968			
Libraries		School				2,685.76			
Other Educational Services		Self-liquidating				TAX TITLE LIENS OUTSTANDING			
STATUTORY EXPENDITURES		Other				Balance January 1, 1968			
Pensions & F. I. C. A.		Total				Transfers From Taxes			
Employee Fringe Benefits		EQUALIZED VALUATION BASIS				Redeemed in 1968			
Other Statutory Expenditures		5,122,207.00				Cancelled, Abated or Adjusted (1968)			
TOTAL MUNICIPAL FUNCTIONS		1968 CAPITAL OUTLAY				Balance December 31, 1968			
CAPITAL IMPROVEMENTS		20,491.25				PROPERTY ACQUIRED BY DEED OR FORECLOSURE			
DEBT SERVICE		Beaches and Boardwalks				Balance January 1, 1968			
Principal Payments		Parks and Playgrounds				Transfers From Liens			
Interest Payments		Public Buildings and Grounds				Sale for Cash (1968)			
Other Debt Administration		Vehicular Equipment				Cancelled, Abated or Adjusted (1968)			
DEFERRED CHARGES		Streets, Roads, Sidewalks, Storm Sewers				Balance December 31, 1968			
SCHOOL, COUNTY, SPECIAL DISTRICT TAXES		Sewer System				CURRENT FINANCES DECEMBER 31, 1968			
RESERVE FOR UNCOLLECTED TAXES		Water System				ASSETS			
TOTAL EXPENDITURES		Other Utilities				Cash on Hand Dec. 31, 1968			
		Hospitals and Clinics				41,093.41			
		Garbage and Trash Disposal Facilities				Taxes Receivable			
		Health Equipment				19,574.69			
		Library and Education Facilities				Tax Title Liens			
		Conservation and Recreation				Foreclosed Property			
		Other Expenditures				Emergencies & Other Deferred Charges			
						4,343.60			
						State Aid Receivable			
						Other Receivables			
						16.74			
						Total			
						65,028.44			
						LIABILITIES			
						Cash Liabilities			
						31,523.79			
						Reserves For Receivables			
						19,591.43			
						Surplus on Hand Dec. 31, 1968			
						13,913.22			
						Total			
						65,028.44			

0408		CAMDEN CITY			PER CAPITA:		PER CENT:				
Population 1960	117,159	Net Valuation Taxable	151,679,962	TAX RATE:		Gross Debt	288.85	Gross Debt	12.01		
Population 1968	117,230	State Equalized Value	303,967,859	General Rate Per \$100.	10.92	Net Debt	62.47	Net Debt	2.59		
		Net Valuation on Which County Taxes		Effective Tax Rate		Debt Service	9.34	Tax Levy Collected	91.31		
Moody Rating	BAA	are apportioned:	329,618,681	General Rate	5.44	Total Tax Levy	138.18	Tax Levy Cancelled, Abated			
Land Area	8.70 Sq. Miles	State Equalization Ratio	.4990	Municipal Functions	5.24	Municipal Functions	136.11	or Adjusted	.84		
1968 EXPENDITURES		1968 REVENUES			1968 PROPERTY TAX						
GENERAL GOVERNMENT											
Governing Body & Public Boards	86,160.00	1968 Property Taxes Collected			14,791,401.09	Local District School Taxes				5,231,000.00	
Municipal Clerk	34,670.00	1968 Payments in Lieu of Taxes			150,449.32	Regional & Consolidated School Taxes					
Financial Administration	177,930.00	Delinquent Tax & Lien Collections			1,373,391.43	School Taxes in Municipal Budget				14,595.00	
Assessment of Taxes	68,340.00	Business Personalty Replacement Taxes			2,519,316.00	County Taxes				3,171,866.37	
Collection of Taxes	176,400.00	Taxes from Public Utilities			1,269,388.60	County Library Taxes					
Planning, Housing & Development	102,790.00	Other Miscellaneous Tax Revenues				Local Municipal Purpose Taxes				7,690,360.43	
Elections	15,000.00	State Aid Revenues			304,043.50	Veteran & Senior Citizen Taxes				455,530.00	
General Administration (other)	859,160.00	Federal Aid Revenues			91,065.77	Total Taxes for Rate Computation				16,563,351.80	
JUDICIARY		Sale of Acquired Property			76,545.00	Special District Taxes					
Municipal Courts	98,910.00	Other Miscellaneous Revenues			1,340,287.43	Bank Stock Taxes				85,417.78	
PUBLIC SAFETY		Total 1968 Revenues			21,915,888.14	Added and Omitted Taxes				5,643.72	
Fire Protection	2,616,130.00	Prior Years Surplus Appropriated			1,200,000.00	Total Taxes Levied				16,198,883.30	
Police Protection	3,058,520.00	TOTAL REVENUES			23,115,888.14	1968 TAXES COLLECTED				14,791,401.09	
Civil Defense & Disaster Control	23,550.00	1968 REAL PROPERTY VALUATIONS - ASSESSED			1968 Taxes Cancelled, Abated or Adjusted					136,350.39	
Environmental Inspection & Control	240,190.00									Transfer To Tax Title Liens	
Other Public Safety	24,800.00	Code Class %			Balance Outstanding Dec. 31, 1968					1,271,131.82	
PUBLIC WORKS		1 Vacant Land 1.79			2,554,635.00	PRIOR YEARS TAXES OUTSTANDING					
Streets and Drainage	1,158,408.88	2 Residential 56.87			81,136,140.00	Balance January 1, 1968				2,682,292.06	
Sewers and Sewage Processing		3 Farm				Collected in 1968				1,242,683.89	
Garbage and Trash Disposal	624,800.00	4a Commercial 24.34			34,728,155.00	Cancelled, Abated or Adjusted (1968)					
Public Buildings and Grounds	572,300.00	4b Industrial 14.17			20,217,150.00	Transfers to Tax Title Liens					
Other Public Works		4c Apartments 2.83			4,034,850.00	Balance December 31, 1968				1,439,608.17	
HEALTH and WELFARE		Total Valuation 100.00			142,670,930.00	TAX TITLE LIENS OUTSTANDING					
Health Services Except Environmental	354,970.00	CAPITAL DEBT AUTHORIZED, DECEMBER 31, 1968					Balance January 1, 1968				568,658.53
Welfare-Public Assistance	341,460.00				ISSUED AND UNISSUED		NET DEBT		Transfers From Taxes		
Hospitals, Clinics, First Aid	111,000.00	School		13,705,000.00	2,429,045.24	Redeemed in 1968				130,707.54	
Animal, Insect, & Rodent Control	24,000.00	Self-liquidating		13,913,000.00	4,895,000.00	Cancelled, Abated or Adjusted (1968)					
Other Welfare Services	281,900.00	Other		6,244,000.00	7,324,045.24	Balance December 31, 1968				437,950.99	
RECREATION and CONSERVATION		Total		33,862,000.00		PROPERTY ACQUIRED BY DEED OR FORECLOSURE					
Beaches and Boardwalks		ISSUED AND OUTSTANDING				Balance January 1, 1968				1,690,425.00	
Parks, Playgrounds, Shade Trees	395,820.00	School			13,705,000.00	Transfers From Liens					
Land Reclamation & Conservation		Self-liquidating			13,913,000.00	Sale for Cash (1968)				76,545.00	
Other Recreational Services	7,000.00	Other			5,614,000.00	Cancelled, Abated or Adjusted (1968)					
EDUCATION (excluding schools)		Total			33,232,000.00	Balance December 31, 1968				1,613,880.00	
Libraries	211,510.00	EQUALIZED VALUATION BASIS			281,898,869.00	CURRENT FINANCES DECEMBER 31, 1968					
Other Educational Services	60,992.11	1968 CAPITAL OUTLAY			968,694.14	ASSETS					
STATUTORY EXPENDITURES		Beaches and Boardwalks				Cash on Hand Dec. 31, 1968				1,776,696.72	
Pensions & F. I. C. A.	1,257,500.00	Parks and Playgrounds			109,957.60	Taxes Receivable				2,710,739.99	
Employee Fringe Benefits	266,000.00	Public Buildings and Grounds				Tax Title Liens				437,950.99	
Other Statutory Expenditures		Vehicular Equipment				Foreclosed Property				1,613,880.00	
TOTAL MUNICIPAL FUNCTIONS	13,250,210.99	Streets, Roads, Sidewalks, Storm Sewers			116,217.12	Emergencies & Other Deferred Charges				110,800.00	
CAPITAL IMPROVEMENTS	100,000.00	Sewer System			114,563.70	State Aid Receivable				186,442.00	
DEBT SERVICE		Water System			85,466.32	Other Receivables				100,996.26	
Principal Payments	862,000.00	Other Utilities				Total				6,937,505.96	
Interest Payments	232,969.25	Hospitals and Clinics				LIABILITIES					
Other Debt Administration		Garbage and Trash Disposal Facilities				Cash Liabilities				1,136,589.72	
DEFERRED CHARGES	6,179.29	Health Equipment				Reserves For Receivables				4,863,567.24	
SCHOOL, COUNTY, SPECIAL DISTRICT TAXES	8,417,461.37	Library and Education Facilities				Surplus on Hand Dec. 31, 1968				937,349.00	
RESERVE FOR UNCOLLECTED TAXES	1,505,263.66	Conservation and Recreation				Total				6,937,505.96	
TOTAL EXPENDITURES	24,374,084.56	Other Expenditures			542,489.40						

0502		CAPE MAY CITY				PER CAPITA:		PER CENT:		
Population 1960	4,477	Net Valuation Taxable	28,535,730	TAX RATE:		Gross Debt	662.98	Gross Debt	10.76	
Population 1968	4,780	State Equalized Value	31,251,483	General Rate Per \$100.	4.44	Net Debt	241.74	Net Debt	3.92	
		Net Valuation on Which County Taxes		Effective Tax Rate		Debt Service	23.00	Tax Levy Collected	88.19	
Moody Rating	BA	are apportioned:	32,024,351	General Rate	4.05	Total Tax Levy	263.96	Tax Levy Cancelled, Abated		
Land Area	2.50 Sq. Miles	State Equalization Ratio	.9131	Municipal Functions	3.41	Municipal Functions	223.25	or Adjusted	1.20	
1968 EXPENDITURES		1968 REVENUES			1968 PROPERTY TAX					
GENERAL GOVERNMENT		1968 Property Taxes Collected			1,112,790.50					
Governing Body & Public Boards		1968 Payments in Lieu of Taxes								
Municipal Clerk		Delinquent Tax & Lien Collections			124,905.09					
Financial Administration		18,932.00	Business Personalty Replacement Taxes			45,258.00				
Assessment of Taxes		7,511.00	Taxes from Public Utilities			63,013.57				
Collection of Taxes		12,230.00	Other Miscellaneous Tax Revenues							
Planning, Housing & Development		20,700.00	State Aid Revenues			43,622.50				
Elections			Federal Aid Revenues							
General Administration (other)		83,387.00	Sale of Acquired Property			600.00				
JUDICIARY			Other Miscellaneous Revenues			126,831.99				
Municipal Courts		13,530.00	Total 1968 Revenues			1,517,021.65				
PUBLIC SAFETY			Prior Years Surplus Appropriated			100,200.00				
Fire Protection		84,491.00	TOTAL REVENUES			1,617,221.65				
Police Protection		108,092.00	1968 REAL PROPERTY VALUATIONS - ASSESSED							
Civil Defense & Disaster Control		1,600.00	Code	Class	%					
Environmental Inspection & Control		2,350.00	1	Vacant Land	4.62	1,288,420.00				
Other Public Safety			2	Residential	42.20	11,771,640.00				
PUBLIC WORKS			3	Farm		14,223,350.00				
Streets and Drainage		84,773.00	4a	Commercial	50.98	14,740.00				
Sewers and Sewage Processing			4b	Industrial	.05	599,280.00				
Garbage and Trash Disposal		6,201.00	4c	Apartments	2.15	27,897,430.00				
Public Buildings and Grounds		35,434.10	Total Valuation			100.00				
Other Public Works			CAPITAL DEBT AUTHORIZED, DECEMBER 31, 1968							
HEALTH and WELFARE			ISSUED AND UNISSUED			GROSS DEBT				
Health Services Except Environmental		7,565.40	School			1,095,073.33				
Welfare-Public Assistance		19,665.00	Self-liquidating			737,000.00				
Hospitals, Clinics, First Aid			Other			1,337,000.00				
Animal, Insect, & Rodent Control		1,210.00	Total			3,169,073.33				
Other Welfare Services		7,553.00	ISSUED AND OUTSTANDING							
RECREATION and CONSERVATION			School			1,095,073.33				
Beaches and Boardwalks		76,836.00	Self-liquidating			709,000.00				
Parks, Playgrounds, Shade Trees		1,000.00	Other			1,299,000.00				
Land Reclamation & Conservation			Total			3,103,073.33				
Other Recreational Services		11,232.50	EQUALIZED VALUATION BASIS			29,451,268.00				
EDUCATION (excluding schools)			1968 CAPITAL OUTLAY			137,932.06				
Libraries		5,200.00	Beaches and Boardwalks			118.00				
Other Educational Services			Parks and Playgrounds			86,699.93				
STATUTORY EXPENDITURES			Public Buildings and Grounds			498.47				
Pensions & F. I. C. A.		45,006.00	Vehicular Equipment			3,508.80				
Employee Fringe Benefits		11,085.00	Streets, Roads, Sidewalks, Storm Sewers			44,381.77				
Other Statutory Expenditures			Sewer System			2,725.09				
TOTAL MUNICIPAL FUNCTIONS		665,584.00	Water System							
CAPITAL IMPROVEMENTS		19,000.00	Other Utilities							
DEBT SERVICE			Hospitals and Clinics							
Principal Payments		54,000.00	Garbage and Trash Disposal Facilities							
Interest Payments		55,973.00	Health Equipment							
Other Debt Administration			Library and Education Facilities							
DEFERRED CHARGES		124,980.15	Conservation and Recreation							
SCHOOL, COUNTY, SPECIAL DISTRICT TAXES		605,365.19	Other Expenditures							
RESERVE FOR UNCOLLECTED TAXES		147,618.05								
TOTAL EXPENDITURES		1,672,520.39								

0503		CAPE MAY POINT BORO				PER CAPITA:		PER CENT:		
Population 1960	263	Net Valuation Taxable	3,047,694	TAX RATE:		Gross Debt	44.82	Gross Debt	.34	
Population 1968	290	State Equalized Value	3,952,397	General Rate Per \$100.	3.10	Net Debt	44.82	Net Debt	.34	
		Net Valuation on Which County Taxes are apportioned:	3,832,547	Effective Tax Rate		Debt Service	1.72	Tax Levy Collected	87.02	
Moody Rating				General Rate	2.39	Total Tax Levy	320.27	Tax Levy Cancelled, Abated or Adjusted	.68	
Land Area	.30 Sq. Miles	State Equalization Ratio	.7711	Municipal Functions	2.01	Municipal Functions	273.95			
1968 EXPENDITURES		1968 REVENUES			1968 PROPERTY TAX					
GENERAL GOVERNMENT										
Governing Body & Public Boards	2,937.55	1968 Property Taxes Collected			80,826.61	Local District School Taxes				17,921.00
Municipal Clerk		1968 Payments in Lieu of Taxes				Regional & Consolidated School Taxes				
Financial Administration		Delinquent Tax & Lien Collections			10,691.08	School Taxes in Municipal Budget				
Assessment of Taxes	1,300.00	Business Personalty Replacement Taxes			138.00	County Taxes				20,428.18
Collection of Taxes	2,033.62	Taxes from Public Utilities			3,599.00	County Library Taxes				426.90
Planning, Housing & Development	51.00	Other Miscellaneous Tax Revenues				Local Municipal Purpose Taxes				52,550.00
Elections	569.96	State Aid Revenues			1,905.00	Veteran & Senior Citizen Taxes				3,160.00
General Administration (other)	5,712.38	Federal Aid Revenues				Total Taxes for Rate Computation				94,486.08
JUDICIARY		Sale of Acquired Property			375.00	Special District Taxes				
Municipal Courts	750.00	Other Miscellaneous Revenues			3,529.52	Bank Stock Taxes				
PUBLIC SAFETY		Total 1968 Revenues			101,064.21	Added and Omitted Taxes				1,554.93
Fire Protection	1,510.64	Prior Years Surplus Appropriated			8,767.20	Total Taxes Levied				92,881.01
Police Protection	1,384.12	TOTAL REVENUES			109,831.41	1968 TAXES COLLECTED				80,826.61
Civil Defense & Disaster Control	1.00	1968 REAL PROPERTY VALUATIONS - ASSESSED				1968 Taxes Cancelled, Abated or Adjusted				635.00
Environmental Inspection & Control	2.00				Transfer To Tax Title Liens				89.90	
Other Public Safety		Code	Class	%		Balance Outstanding Dec. 31, 1968				14,855.07
PUBLIC WORKS		1	Vacant Land	9.64	292,125.00	PRIOR YEARS TAXES OUTSTANDING				
Streets and Drainage	10,016.80	2	Residential	87.91	2,664,300.00	Balance January 1, 1968				14,826.12
Sewers and Sewage Processing	16,247.88	3	Farm			Collected in 1968				10,621.33
Garbage and Trash Disposal	3,990.00	4a	Commercial	.63	19,150.00	Cancelled, Abated or Adjusted (1968)				
Public Buildings and Grounds	800.00	4b	Industrial			Transfers to Tax Title Liens				655.93
Other Public Works		4c	Apartments	1.82	55,075.00	Balance December 31, 1968				3,548.86
HEALTH and WELFARE		Total Valuation			3,030,650.00	TAX TITLE LIENS OUTSTANDING				
Health Services Except Environmental	105.75	CAPITAL DEBT AUTHORIZED, DECEMBER 31, 1968				Balance January 1, 1968				3,260.76
Welfare-Public Assistance	2.00	ISSUED AND UNISSUED				Transfers From Taxes				904.38
Hospitals, Clinics, First Aid		SCHOOL				Redeemed in 1968				69.75
Animal, Insect, & Rodent Control	56.50	Self-liquidating			13,000.00	Cancelled, Abated or Adjusted (1968)				
Other Welfare Services	100.00	Other			13,000.00	Balance December 31, 1968				4,095.39
RECREATION and CONSERVATION		Total			13,000.00	PROPERTY ACQUIRED BY DEED OR FORECLOSURE				
Beaches and Boardwalks	3,848.90	ISSUED AND OUTSTANDING				Balance January 1, 1968				9,662.00
Parks, Playgrounds, Shade Trees	830.15	SCHOOL				Transfers From Liens				
Land Reclamation & Conservation	1,000.00	Self-liquidating				Sale for Cash (1968)				375.00
Other Recreational Services		Other				Cancelled, Abated or Adjusted (1968)				
EDUCATION (excluding schools)		Total				Balance December 31, 1968				9,287.00
Libraries		EQUALIZED VALUATION BASIS			3,727,710.33	CURRENT FINANCES DECEMBER 31, 1968				
Other Educational Services		1968 CAPITAL OUTLAY			13,744.80	ASSETS				
STATUTORY EXPENDITURES		Beaches and Boardwalks			13,744.80	Cash on Hand Dec. 31, 1968				32,002.22
Pensions & F. I. C. A.	1,836.93	Parks and Playgrounds				Taxes Receivable				18,403.93
Employee Fringe Benefits	1,000.00	Public Buildings and Grounds				Tax Title Liens				4,095.39
Other Statutory Expenditures		Vehicular Equipment				Foreclosed Property				9,287.00
TOTAL MUNICIPAL FUNCTIONS	56,087.18	Streets, Roads, Sidewalks, Storm Sewers				Emergencies & Other Deferred Charges				1,257.88
CAPITAL IMPROVEMENTS		Sewer System				State Aid Receivable				2,162.00
DEBT SERVICE		Water System				Other Receivables				521.52
Principal Payments		Other Utilities				Total				67,729.94
Interest Payments	500.00	Hospitals and Clinics				LIABILITIES				
Other Debt Administration		Garbage and Trash Disposal Facilities				Cash Liabilities				26,764.96
DEFERRED CHARGES	8,859.98	Health Equipment				Reserves For Receivables				32,307.84
SCHOOL, COUNTY, SPECIAL DISTRICT TAXES	38,776.08	Library and Education Facilities				Surplus on Hand Dec. 31, 1968				8,657.14
RESERVE FOR UNCOLLECTED TAXES	14,000.00	Conservation and Recreation				Total				67,729.94
TOTAL EXPENDITURES	118,223.24	Other Expenditures								

0205		CARLSTADT BORO		PER CAPITA:		PER CENT:	
Population 1960	6,042	Net Valuation Taxable	90,920,650	TAX RATE:		Gross Debt	5.70
Population 1968	7,090	State Equalized Value	94,946,376	General Rate Per \$100.	1.63	Net Debt	.95
		Net Valuation on Which County Taxes are apportioned:	102,105,790	Effective Tax Rate		Debt Service	94.55
Moody Rating		State Equalization Ratio	.9576	General Rate	1.56	Total Tax Levy	211.32
Land Area	4.20 Sq. Miles			Municipal Functions	.90	Municipal Functions	120.66 or Adjusted .03
1968 EXPENDITURES		1968 REVENUES		1968 PROPERTY TAX			
GENERAL GOVERNMENT							
Governing Body & Public Boards	5,500.00	1968 Property Taxes Collected		1,416,726.15	Local District School Taxes		753,035.27
Municipal Clerk	11,600.00	1968 Payments in Lieu of Taxes			Regional & Consolidated School Taxes		
Financial Administration	7,500.00	Delinquent Tax & Lien Collections		47,511.66	School Taxes in Municipal Budget		
Assessment of Taxes	14,650.00	Business Personalty Replacement Taxes		167,681.00	County Taxes		361,485.08
Collection of Taxes	16,360.00	Taxes from Public Utilities		199,156.88	County Library Taxes		
Planning, Housing & Development	11,723.57	Other Miscellaneous Tax Revenues			Local Municipal Purpose Taxes		324,540.80
Elections	683.96	State Aid Revenues		4,222.62	Veteran & Senior Citizen Taxes		38,680.00
General Administration (other)	38,770.00	Federal Aid Revenues			Total Taxes for Rate Computation		1,477,741.15
JUDICIARY		Sale of Acquired Property			Special District Taxes		
Municipal Courts	3,750.00	Other Miscellaneous Revenues		73,634.84	Bank Stock Taxes		2,567.32
PUBLIC SAFETY		Total 1968 Revenues		1,908,933.15	Added and Omitted Taxes		56,645.43
Fire Protection	50,915.00	Prior Years Surplus Appropriated		120,000.00	Total Taxes Levied		1,498,273.90
Police Protection	204,425.00	TOTAL REVENUES		2,028,933.15	1968 TAXES COLLECTED		1,416,726.15
Civil Defense & Disaster Control	91.95				1968 Taxes Cancelled, Abated or Adjusted		487.85
Environmental Inspection & Control	2,450.00	1968 REAL PROPERTY VALUATIONS - ASSESSED			Transfer To Tax Title Liens		
Other Public Safety					Balance Outstanding Dec. 31, 1968		85,885.35
PUBLIC WORKS		Code	Class	%			
Streets and Drainage	80,397.69	1	Vacant Land	6.39	5,755,200.00		
Sewers and Sewage Processing	33,680.00	2	Residential	28.14	25,350,900.00		
Garbage and Trash Disposal	58,739.21	3	Farm	.46	417,300.00		
Public Buildings and Grounds	20,825.00	4a	Commercial	18.84	16,975,200.00		
Other Public Works		4b	Industrial	45.44	40,942,700.00		
HEALTH and WELFARE		4c	Apartments	.73	654,700.00		
Health Services Except Environmental	12,900.00	Total Valuation		100.00	90,096,000.00		
Welfare-Public Assistance	3,350.00	CAPITAL DEBT AUTHORIZED, DECEMBER 31, 1968					
Hospitals, Clinics, First Aid		ISSUED AND UNISSUED			GROSS DEBT		
Animal, Insect, & Rodent Control		School		4,179,777.26	NET DEBT		
Other Welfare Services		Self-liquidating		836,475.00	836,475.00		
RECREATION and CONSERVATION		Other		5,016,252.26	836,475.00		
Beaches and Boardwalks	6,000.00	Total					
Parks, Playgrounds, Shade Trees		ISSUED AND OUTSTANDING					
Land Reclamation & Conservation	12,425.00	School		2,194,777.26			
Other Recreational Services		Self-liquidating		543,900.00			
EDUCATION (excluding schools)	29,865.00	Other		2,738,677.26			
Libraries		Total					
Other Educational Services		EQUALIZED VALUATION BASIS		87,960,224.33			
STATUTORY EXPENDITURES		1968 CAPITAL OUTLAY		87,509.08	CURRENT FINANCES DECEMBER 31, 1968		
Pensions & F. I. C. A.	33,160.00	Beaches and Boardwalks		14,834.97	ASSETS		
Employee Fringe Benefits	29,067.00	Parks and Playgrounds			Cash on Hand Dec. 31, 1968		273,195.35
Other Statutory Expenditures		Public Buildings and Grounds		28,180.57	Taxes Receivable		134,949.24
TOTAL MUNICIPAL FUNCTIONS		Vehicular Equipment		26,596.81	Tax Title Liens		870.70
CAPITAL IMPROVEMENTS	10,550.00	Streets, Roads, Sidewalks, Storm Sewers			Foreclosed Property		1,650.00
DEBT SERVICE		Sewer System			Emergencies & Other Deferred Charges		4,530.39
Principal Payments	48,000.00	Water System			State Aid Receivable		15,752.00
Interest Payments	18,063.88	Other Utilities			Other Receivables		25,638.80
Other Debt Administration		Hospitals and Clinics			Total		456,586.48
DEFERRED CHARGES	17,817.32	Garbage and Trash Disposal Facilities			LIABILITIES		
SCHOOL, COUNTY, SPECIAL DISTRICT TAXES	1,114,520.35	Health Equipment		17,896.73	Cash Liabilities		82,451.31
RESERVE FOR UNCOLLECTED TAXES	72,260.92	Library and Education Facilities			Reserves For Receivables		163,108.74
		Conservation and Recreation			Surplus on Hand Dec. 31, 1968		211,026.43
		Other Expenditures			Total		456,586.48
TOTAL EXPENDITURES	1,970,040.85						

1201		CARTERET BORO			PER CAPITA:	PER CENT:
Population 1960	20,502	Net Valuation Taxable	77,530,295	TAX RATE:	Gross Debt	Gross Debt
Population 1968	24,650	State Equalized Value	137,416,332	General Rate Per \$100.	Net Debt	Net Debt
		Net Valuation on Which County Taxes are apportioned:	167,103,464	Effective Tax Rate	Debt Service	Tax Levy Collected
Moody Rating	A	State Equalization Ratio	.5642	General Rate	Total Tax Levy	Tax Levy Cancelled, Abated or Adjusted
Land Area	4.50 Sq. Miles			Municipal Functions	Municipal Functions	
1968 EXPENDITURES		1968 REVENUES		1968 PROPERTY TAX		
GENERAL GOVERNMENT		1968 Property Taxes Collected		Local District School Taxes		
Governing Body & Public Boards		1968 Payments in Lieu of Taxes		Regional & Consolidated School Taxes		
Municipal Clerk	5,300.00	Delinquent Tax & Lien Collections		School Taxes in Municipal Budget		
Financial Administration	12,800.00	Business Personalty Replacement Taxes		County Taxes		
Assessment of Taxes	30,200.00	Taxes from Public Utilities		County Library Taxes		
Collection of Taxes	11,600.00	Other Miscellaneous Tax Revenues		Local Municipal Purpose Taxes		
Planning, Housing & Development	4,975.00	State Aid Revenues		Veteran & Senior Citizen Taxes		
Elections	211,235.60	Federal Aid Revenues		Total Taxes for Rate Computation		
General Administration (other)	17,910.00	Sale of Acquired Property		Special District Taxes		
JUDICIARY		Other Miscellaneous Revenues		Bank Stock Taxes		
Municipal Courts	204,500.00	Total 1968 Revenues		Added and Omitted Taxes		
PUBLIC SAFETY	410,500.00	Prior Years Surplus Appropriated		Total Taxes Levied		
Fire Protection	2,700.00	TOTAL REVENUES		1968 TAXES COLLECTED		
Police Protection	13,605.00	1968 REAL PROPERTY VALUATIONS - ASSESSED		1968 Taxes Cancelled, Abated or Adjusted		
Civil Defense & Disaster Control		Code Class %		Transfer To Tax Title Liens		
Environmental Inspection & Control		1 Vacant Land 2.53		Balance Outstanding Dec. 31, 1968		
Other Public Safety		2 Residential 59.21		PRIOR YEARS TAXES OUTSTANDING		
PUBLIC WORKS		3 Farm		Balance January 1, 1968		
Streets and Drainage	202,340.00	4a Commercial 9.90		Collected in 1968		
Sewers and Sewage Processing	134,346.50	4b Industrial 28.19		Cancelled, Abated or Adjusted (1968)		
Garbage and Trash Disposal	131,500.00	4c Apartments .17		Transfers to Tax Title Liens		
Public Buildings and Grounds	28,150.00	Total Valuation 100.00		Balance December 31, 1968		
Other Public Works		CAPITAL DEBT AUTHORIZED, DECEMBER 31, 1968		TAX TITLE LIENS OUTSTANDING		
HEALTH and WELFARE		ISSUED AND UNISSUED		Balance January 1, 1968		
Health Services Except Environmental	54,800.00	School		Transfers From Taxes		
Welfare-Public Assistance	47,050.00	Self-liquidating		Redeemed in 1968		
Hospitals, Clinics, First Aid	8,500.00	Other		Cancelled, Abated or Adjusted (1968)		
Animal, Insect, & Rodent Control	1,500.00	Total		Balance December 31, 1968		
Other Welfare Services		ISSUED AND OUTSTANDING		PROPERTY ACQUIRED BY DEED OR FORECLOSURE		
RECREATION and CONSERVATION		School		Balance January 1, 1968		
Beaches and Boardwalks	72,300.00	Self-liquidating		Transfers From Liens		
Parks, Playgrounds, Shade Trees	65,500.00	Other		Sale for Cash (1968)		
Land Reclamation & Conservation	50,000.00	Total		Cancelled, Abated or Adjusted (1968)		
Other Recreational Services		EQUALIZED VALUATION BASIS		Balance December 31, 1968		
EDUCATION (excluding schools)		1968 CAPITAL OUTLAY		CURRENT FINANCES DECEMBER 31, 1968		
Libraries	137,770.72	Beaches and Boardwalks		ASSETS		
Other Educational Services	41,000.00	Parks and Playgrounds		Cash on Hand Dec. 31, 1968		
STATUTORY EXPENDITURES		Public Buildings and Grounds		Taxes Receivable		
Pensions & F. I. C. A.	1,900,082.82	Vehicular Equipment		Tax Title Liens		
Employee Fringe Benefits	25,000.00	Streets, Roads, Sidewalks, Storm Sewers		Foreclosed Property		
Other Statutory Expenditures	220,000.00	Sewer System		Emergencies & Other Deferred Charges		
TOTAL MUNICIPAL FUNCTIONS	147,303.50	Water System		State Aid Receivable		
CAPITAL IMPROVEMENTS	106,977.99	Other Utilities		Other Receivables		
DEBT SERVICE	3,262,355.50	Hospitals and Clinics		Total		
Principal Payments	230,105.32	Garbage and Trash Disposal Facilities		LIABILITIES		
Interest Payments	5,891,825.13	Health Equipment		Cash Liabilities		
Other Debt Administration		Library and Education Facilities		Reserves For Receivables		
DEFERRED CHARGES		Conservation and Recreation		Surplus on Hand Dec. 31, 1968		
SCHOOL, COUNTY, SPECIAL DISTRICT TAXES		Other Expenditures		Total		
RESERVE FOR UNCOLLECTED TAXES						
TOTAL EXPENDITURES						

0704
Population 1960 **14,603**
Population 1968 **17,870**

Moody Rating **BAA**
Land Area **4.50** Sq. Miles

Net Valuation Taxable **96,718,800**
State Equalized Value **100,393,190**
Net Valuation on Which County Taxes
are apportioned: **96,337,006**
State Equalization Ratio **.9634**

CEDAR GROVE TWP
TAX RATE:
General Rate Per \$100. **3.95**
Effective Tax Rate
General Rate **3.80**
Municipal Functions **1.27**

PER CAPITA:
Gross Debt **256.40**
Net Debt **37.17**
Debt Service **3.59**
Total Tax Levy **241.64**
Municipal Functions **71.78**

PER CENT:
Gross Debt **4.89**
Net Debt **.70**
Tax Levy Collected **84.81**
Tax Levy Cancelled, Abated
or Adjusted **.50**

1968 EXPENDITURES	1968 REVENUES	1968 PROPERTY TAX
GENERAL GOVERNMENT		
Governing Body & Public Boards	2,985.00	Local District School Taxes
Municipal Clerk	18,582.00	Regional & Consolidated School Taxes
Financial Administration	27,149.00	School Taxes in Municipal Budget
Assessment of Taxes	22,000.00	County Taxes
Collection of Taxes	15,932.00	County Library Taxes
Planning, Housing & Development	9,372.00	Local Municipal Purpose Taxes
Elections		Veteran & Senior Citizen Taxes
General Administration (other)	84,096.00	Total Taxes for Rate Computation
JUDICIARY		Special District Taxes
Municipal Courts	7,493.00	Bank Stock Taxes
PUBLIC SAFETY		Added and Omitted Taxes
Fire Protection	38,703.00	Total Taxes Levied
Police Protection	226,146.05	1968 TAXES COLLECTED
Civil Defense & Disaster Control	6,704.00	1968 Taxes Cancelled, Abated or Adjusted
Environmental Inspection & Control	10,425.00	Transfer To Tax Title Liens
Other Public Safety		Balance Outstanding Dec. 31, 1968
PUBLIC WORKS		
Streets and Drainage	141,955.00	PRIOR YEARS TAXES OUTSTANDING
Sewers and Sewage Processing		Balance January 1, 1968
Garbage and Trash Disposal	73,260.00	Collected in 1968
Public Buildings and Grounds	33,532.00	Cancelled, Abated or Adjusted (1968)
Other Public Works		Transfers to Tax Title Liens
HEALTH and WELFARE		Balance December 31, 1968
Health Services Except Environmental	28,495.00	
Welfare-Public Assistance	3,875.00	TAX TITLE LIENS OUTSTANDING
Hospitals, Clinics, First Aid	3,000.00	Balance January 1, 1968
Animal, Insect, & Rodent Control		Transfers From Taxes
Other Welfare Services		Redeemed in 1968
RECREATION and CONSERVATION		Cancelled, Abated or Adjusted (1968)
Beaches and Boardwalks		Balance December 31, 1968
Parks, Playgrounds, Shade Trees	59,231.00	PROPERTY ACQUIRED BY DEED OR FORECLOSURE
Land Reclamation & Conservation		Balance January 1, 1968
Other Recreational Services	30,493.00	Transfers From Liens
EDUCATION (excluding schools)		Sale for Cash (1968)
Libraries	59,423.00	Cancelled, Abated or Adjusted (1968)
Other Educational Services		Balance December 31, 1968
STATUTORY EXPENDITURES		
Pensions & F. I. C. A.	62,150.00	CURRENT FINANCES DECEMBER 31, 1968
Employee Fringe Benefits	39,005.00	ASSETS
Other Statutory Expenditures		Cash on Hand Dec. 31, 1968
TOTAL MUNICIPAL FUNCTIONS	1,004,006.05	Taxes Receivable
CAPITAL IMPROVEMENTS	64,000.00	Tax Title Liens
DEBT SERVICE		Foreclosed Property
Principal Payments	41,000.00	Emergencies & Other Deferred Charges
Interest Payments	23,275.00	State Aid Receivable
Other Debt Administration		Other Receivables
DEFERRED CHARGES		Total
SCHOOL, COUNTY, SPECIAL DISTRICT TAXES	3,585,710.30	LIABILITIES
RESERVE FOR UNCOLLECTED TAXES	150,560.55	Cash Liabilities
TOTAL EXPENDITURES	4,868,551.90	Reserves For Receivables
		Surplus on Hand Dec. 31, 1968
		Total

1404		CHATHAM BORO.			PER CAPITA:		PER CENT:	
Population 1960	9,517	Net Valuation Taxable	38,573,667	TAX RATE:	Gross Debt	239.47	Gross Debt	2.99
Population 1968	10,430	State Equalized Value	86,217,405	General Rate Per \$100.	Net Debt	104.18	Net Debt	1.30
		Net Valuation on Which County Taxes are apportioned:	84,621,336	Effective Tax Rate	Debt Service	1.12	Tax Levy Collected	96.94
Moody Rating		State Equalization Ratio	.4474	General Rate	Total Tax Levy	252.96	Tax Levy Cancelled, Abated or Adjusted	.20
Land Area	2.30 Sq. Miles			Municipal Functions	Municipal Functions	108.65		
1968 EXPENDITURES		1968 REVENUES		1968 PROPERTY TAX				
GENERAL GOVERNMENT		1968 Property Taxes Collected		2,557,949.43		Local District School Taxes		
Governing Body & Public Boards		1968 Payments In Lieu of Taxes		70,742.77		Regional & Consolidated School Taxes		
Municipal Clerk		Delinquent Tax & Lien Collections		77,079.00		School Taxes in Municipal Budget		
Financial Administration	2,250.00	Business Personalty Replacement Taxes		97,816.36		County Taxes		328,759.61
Assessment of Taxes	8,650.00	Taxes from Public Utilities		8,756.16		County Library Taxes		
Collection of Taxes	14,450.00	Other Miscellaneous Tax Revenues		6,900.00		Local Municipal Purpose Taxes		475,398.89
Planning, Housing & Development	2,950.00	State Aid Revenues		141,535.00		Veteran & Senior Citizen Taxes		50,960.00
Elections		Federal Aid Revenues		2,960,778.72		Total Taxes for Rate Computation		2,674,573.50
General Administration (other)	59,345.00	Sale of Acquired Property		337,000.00		Special District Taxes		
JUDICIARY		Other Miscellaneous Revenues		3,297,778.72		Bank Stock Taxes		8,041.55
Municipal Courts	3,500.00	Total 1968 Revenues		1968 TAXES COLLECTED		Added and Omitted Taxes		6,773.28
PUBLIC SAFETY		Prior Years Surplus Appropriated		1968 Taxes Cancelled, Abated or Adjusted		Total Taxes Levied		2,638,428.33
Fire Protection	33,180.00	TOTAL REVENUES		Transfer To Tax Title Liens		1968 Taxes Collected		2,557,949.43
Police Protection	203,350.00	1968 REAL PROPERTY VALUATIONS - ASSESSED		Balance Outstanding Dec. 31, 1968		1968 Taxes Cancelled, Abated or Adjusted		5,441.34
Civil Defense & Disaster Control	2,600.00	Code Class %		PRIOR YEARS TAXES OUTSTANDING		Balance January 1, 1968		107,097.11
Environmental Inspection & Control	500.00	1 Vacant Land 1.81		Collected in 1968		Cancelled, Abated or Adjusted (1968)		70,742.77
Other Public Safety		2 Residential 79.69		Cancelled, Abated or Adjusted (1968)		Transfers to Tax Title Liens		2,632.92
PUBLIC WORKS		3 Farm .05		Balance December 31, 1968		Balance December 31, 1968		5,851.82
Streets and Drainage	95,816.59	4a Commercial 10.96		TAX TITLE LIENS OUTSTANDING		Balance January 1, 1968		8,414.38
Sewers and Sewage Processing	54,700.00	4b Industrial 1.17		Transfers From Taxes		Transfers From Taxes		14,065.08
Garbage and Trash Disposal		4c Apartments 6.32		Redeemed in 1968		Cancelled, Abated or Adjusted (1968)		22,479.46
Public Buildings and Grounds		Total Valuation 100.00		Balance December 31, 1968		PROPERTY ACQUIRED BY DEED OR FORECLOSURE		33,100.00
Other Public Works		CAPITAL DEBT AUTHORIZED, DECEMBER 31, 1968		Balance January 1, 1968		Transfers From Liens		6,000.00
HEALTH and WELFARE		ISSUED AND UNISSUED		Sale for Cash (1968)		Cancelled, Abated or Adjusted (1968)		27,100.00
Health Services Except Environmental	6,475.00	GROSS DEBT		Balance December 31, 1968		CURRENT FINANCES DECEMBER 31, 1968		
Welfare-Public Assistance	700.00	SCHOOL		ASSETS		Cash on Hand Dec. 31, 1968		589,809.28
Hospitals, Clinics, First Aid		Self-liquidating		Taxes Receivable		Taxes Receivable		97,948.59
Animal, Insect, & Rodent Control	4,555.00	Other		Tax Title Liens		Tax Title Liens		22,479.46
Other Welfare Services		Total		Foreclosed Property		Foreclosed Property		27,100.00
RECREATION and CONSERVATION		ISSUED AND OUTSTANDING		Emergencies & Other Deferred Charges		Emergencies & Other Deferred Charges		8,300.00
Beaches and Boardwalks		SCHOOL		State Aid Receivable		State Aid Receivable		2,610.98
Parks, Playgrounds, Shade Trees	30,275.00	Self-liquidating		Other Receivables		Other Receivables		748,248.31
Land Reclamation & Conservation		Other		LIABILITIES		Cash Liabilities		52,173.86
Other Recreational Services		Total		Reserves For Receivables		Reserves For Receivables		150,139.03
EDUCATION (excluding schools)		EQUALIZED VALUATION BASIS		Surplus on Hand Dec. 31, 1968		Surplus on Hand Dec. 31, 1968		545,935.42
Libraries	84,400.00	1968 CAPITAL OUTLAY		Total		Total		748,248.31
Other Educational Services	10,000.00	Beaches and Boardwalks						
STATUTORY EXPENDITURES		Parks and Playgrounds						
Pensions & F. I. C. A.	41,643.41	Public Buildings and Grounds						
Employee Fringe Benefits	11,175.00	Vehicular Equipment						
Other Statutory Expenditures		Streets, Roads, Sidewalks, Storm Sewers						
TOTAL MUNICIPAL FUNCTIONS	670,515.00	Sewer System						
CAPITAL IMPROVEMENTS	109,000.00	Water System						
DEBT SERVICE		Other Utilities						
Principal Payments	8,000.00	Hospitals and Clinics						
Interest Payments	3,717.00	Garbage and Trash Disposal Facilities						
Other Debt Administration		Health Equipment						
DEFERRED CHARGES		Library and Education Facilities						
SCHOOL, COUNTY, SPECIAL DISTRICT TAXES	2,148,214.61	Conservation and Recreation						
RESERVE FOR UNCOLLECTED TAXES	342,004.44	Other Expenditures						
TOTAL EXPENDITURES	3,281,451.05							

1405		CHATHAM TWP.		PER CAPITA:		PER CENT:		
Population 1960	5,931	Net Valuation Taxable	33,011,068	TAX RATE:	Gross Debt	824.80	Gross Debt	8.49
Population 1968	7,750	State Equalized Value	81,148,151	General Rate Per \$100.	Net Debt	645.70	Net Debt	6.65
		Net Valuation on Which County Taxes		Effective Tax Rate	Debt Service	14.72	Tax Levy Collected	94.34
Moody Rating	BAA	are apportioned:	80,056,443	General Rate	Total Tax Levy	317.48	Tax Levy Cancelled, Abated	
Land Area	9.00 Sq. Miles	State Equalization Ratio	.4068	Municipal Functions	Municipal Functions	139.21	or Adjusted	1.08
1968 EXPENDITURES		1968 REVENUES		1968 PROPERTY TAX				
GENERAL GOVERNMENT		1968 Property Taxes Collected		2,321,380.29		Local District School Taxes		1,548,126.00
Governing Body & Public Boards		1968 Payments in Lieu of Taxes		41,273.51		Regional & Consolidated School Taxes		
Municipal Clerk		Delinquent Tax & Lien Collections		46,343.74		School Taxes in Municipal Budget		
Financial Administration		Business Personalty Replacement Taxes		8,384.00		County Taxes		311,405.76
Assessment of Taxes		17,000.00	Taxes from Public Utilities	125,548.85		County Library Taxes		23,950.07
Collection of Taxes		11,050.00	Other Miscellaneous Tax Revenues			Local Municipal Purpose Taxes		538,018.68
Planning, Housing & Development		7,600.00	State Aid Revenues	4,191.00		Veteran & Senior Citizen Taxes		42,900.00
Elections		1,800.00	Federal Aid Revenues			Total Taxes for Rate Computation		2,464,400.51
General Administration (other)		145,550.00	Sale of Acquired Property	107,309.12		Special District Taxes		
JUDICIARY			Other Miscellaneous Revenues	120,386.70		Bank Stock Taxes		759.69
Municipal Courts		4,075.00	Total 1968 Revenues	2,774,817.21		Added and Omitted Taxes		38,210.51
PUBLIC SAFETY			Prior Years Surplus Appropriated	173,000.00		Total Taxes Levied		2,460,470.71
Fire Protection		30,900.00	TOTAL REVENUES	2,947,817.21		1968 TAXES COLLECTED		2,321,380.29
Police Protection		177,650.00	1968 REAL PROPERTY VALUATIONS - ASSESSED		1968 Taxes Cancelled, Abated or Adjusted		26,682.69	
Civil Defense & Disaster Control		2,100.00	Code	Class	%	Transfer To Tax Title Liens		2,898.43
Environmental Inspection & Control		8,075.00	1	Vacant Land	3.03	Balance Outstanding Dec. 31, 1968		111,139.53
Other Public Safety			2	Residential	87.36	PRIOR YEARS TAXES OUTSTANDING		
PUBLIC WORKS			3	Farm	.55	Balance January 1, 1968		63,250.18
Streets and Drainage		134,900.00	4a	Commercial	5.55	Collected in 1968		46,053.51
Sewers and Sewage Processing		77,543.30	4b	Industrial	.13	Cancelled, Abated or Adjusted (1968)		
Garbage and Trash Disposal			4c	Apartments	3.39	Transfers to Tax Title Liens		516.62
Public Buildings and Grounds		10,730.00	Total Valuation		100.01	Balance December 31, 1968		16,680.05
Other Public Works			CAPITAL DEBT AUTHORIZED, DECEMBER 31, 1968			TAX TITLE LIENS OUTSTANDING		
HEALTH and WELFARE			ISSUED AND UNISSUED		GROSS DEBT	NET DEBT		
Health Services Except Environmental		11,240.00	School		1,253,000.00	Balance January 1, 1968		4,141.13
Welfare-Public Assistance		275.00	Self-liquidating		135,000.00	Transfers From Taxes		3,438.65
Hospitals, Clinics, First Aid		600.00	Other		5,004,250.00	Redeemed in 1968		290.23
Animal, Insect, & Rodent Control		2,100.00	Total		6,392,250.00	Cancelled, Abated or Adjusted (1968)		
Other Welfare Services			ISSUED AND OUTSTANDING			Balance December 31, 1968		7,289.55
RECREATION and CONSERVATION			School		1,253,000.00	PROPERTY ACQUIRED BY DEED OR FORECLOSURE		
Beaches and Boardwalks			Self-liquidating		4,080,000.00	Balance January 1, 1968		3,800.00
Parks, Playgrounds, Shade Trees		3,625.00	Other		5,333,000.00	Transfers From Liens		
Land Reclamation & Conservation			Total			Sale for Cash (1968)		
Other Recreational Services			EQUALIZED VALUATION BASIS		75,226,020.33	Cancelled, Abated or Adjusted (1968)		
EDUCATION (excluding schools)			1968 CAPITAL OUTLAY		1,351,798.75	Balance December 31, 1968		3,800.00
Libraries		12,000.00	Beaches and Boardwalks			CURRENT FINANCES DECEMBER 31, 1968		
Other Educational Services			Parks and Playgrounds		5,000.00	ASSETS		
STATUTORY EXPENDITURES			Public Buildings and Grounds			Cash on Hand Dec. 31, 1968		445,077.40
Pensions & F. I. C. A.		40,129.34	Vehicular Equipment		14,204.10	Taxes Receivable		127,819.58
Employee Fringe Benefits		9,200.00	Streets, Roads, Sidewalks, Storm Sewers		90.34	Tax Title Liens		7,289.55
Other Statutory Expenditures			Sewer System		1,332,504.31	Foreclosed Property		3,800.00
TOTAL MUNICIPAL FUNCTIONS		707,542.64	Water System			Emergencies & Other Deferred Charges		
CAPITAL IMPROVEMENTS		40,000.00	Other Utilities			State Aid Receivable		34,607.56
DEBT SERVICE			Hospitals and Clinics			Other Receivables		15,619.96
Principal Payments		65,000.00	Garbage and Trash Disposal Facilities			Total		634,214.05
Interest Payments		49,112.60	Health Equipment			LIABILITIES		
Other Debt Administration			Library and Education Facilities			Cash Liabilities		106,391.55
DEFERRED CHARGES		1,245.00	Conservation and Recreation			Reserves For Receivables		154,529.09
SCHOOL, COUNTY, SPECIAL DISTRICT TAXES		1,883,481.83	Other Expenditures			Surplus on Hand Dec. 31, 1968		373,293.41
RESERVE FOR UNCOLLECTED TAXES		216,053.13				Total		634,214.05
TOTAL EXPENDITURES		2,962,435.20						

0409		CHERRY HILL TWP				PER CAPITA:		PER CENT:		
Population 1960	31,522	Net Valuation Taxable	185,975,944	TAX RATE:		Gross Debt	616.00	Gross Debt	9.68	
Population 1968	59,180	State Equalized Value	432,904,897	General Rate Per \$100.		Net Debt	279.35	Net Debt	4.39	
		Net Valuation on Which County Taxes		Effective Tax Rate		Debt Service	1.82	Tax Levy Collected	95.98	
Moody Rating	BAA	are apportioned:	428,497,173	General Rate		Total Tax Levy	270.16	Tax Levy Cancelled, Abated		
Land Area	24.51 Sq. Miles	State Equalization Ratio	.4296	Municipal Functions		Municipal Functions	80.54	or Adjusted	.52	
1968 EXPENDITURES		1968 REVENUES		1968 PROPERTY TAX						
GENERAL GOVERNMENT										
Governing Body & Public Boards	15,500.00	1968 Property Taxes Collected		15,346,275.30		Local District School Taxes				9,378,210.10
Municipal Clerk	74,253.00	1968 Payments in Lieu of Taxes				Regional & Consolidated School Taxes				
Financial Administration	43,632.00	Delinquent Tax & Lien Collections		614,266.22		School Taxes in Municipal Budget				
Assessment of Taxes	125,447.00	Business Personalty Replacement Taxes		474,396.00		County Taxes				4,153,358.41
Collection of Taxes	48,716.77	Taxes from Public Utilities		866,013.92		County Library Taxes				
Planning, Housing & Development	34,300.00	Other Miscellaneous Tax Revenues				Local Municipal Purpose Taxes				1,381,419.40
Elections		State Aid Revenues		88,137.70		Veteran & Senior Citizen Taxes				299,940.00
General Administration (other)	362,481.45	Federal Aid Revenues				Total Taxes for Rate Computation				15,212,927.91
JUDICIARY		Sale of Acquired Property				Special District Taxes				369,574.26
Municipal Courts	42,720.00	Other Miscellaneous Revenues		734,980.42		Bank Stock Taxes				13,580.60
PUBLIC SAFETY		Total 1968 Revenues		18,124,069.56		Added and Omitted Taxes				692,478.05
Fire Protection	3,575.00	Prior Years Surplus Appropriated		1,034,835.78		Total Taxes Levied				15,988,620.82
Police Protection	765,104.00	TOTAL REVENUES		19,158,905.34		1968 TAXES COLLECTED				15,346,275.30
Civil Defense & Disaster Control	13,500.00					1968 Taxes Cancelled, Abated or Adjusted				83,238.42
Environmental Inspection & Control	59,700.00	1968 REAL PROPERTY VALUATIONS - ASSESSED				Transfer To Tax Title Liens				9,745.81
Other Public Safety						Balance Outstanding Dec. 31, 1968				559,244.42
PUBLIC WORKS						PRIOR YEARS TAXES OUTSTANDING				
Streets and Drainage	1,017,403.55					Balance January 1, 1968				686,052.48
Sewers and Sewage Processing						Collected in 1968				590,318.55
Garbage and Trash Disposal						Cancelled, Abated or Adjusted (1968)				15,592.99
Public Buildings and Grounds	86,177.77					Transfers to Tax Title Liens				4,841.00
Other Public Works						Balance December 31, 1968				75,299.94
HEALTH and WELFARE						TAX TITLE LIENS OUTSTANDING				
Health Services Except Environmental	94,270.00					Balance January 1, 1968				37,395.55
Welfare-Public Assistance	6,050.00					Transfers From Taxes				14,586.81
Hospitals, Clinics, First Aid						Redeemed in 1968				23,947.67
Animal, Insect, & Rodent Control						Cancelled, Abated or Adjusted (1968)				
Other Welfare Services						Balance December 31, 1968				28,034.69
RECREATION and CONSERVATION						PROPERTY ACQUIRED BY DEED OR FORECLOSURE				
Beaches and Boardwalks						Balance January 1, 1968				19,997.00
Parks, Playgrounds, Shade Trees	166,350.00					Transfers From Liens				
Land Reclamation & Conservation						Sale for Cash (1968)				
Other Recreational Services						Cancelled, Abated or Adjusted (1968)				
EDUCATION (excluding schools)						Balance December 31, 1968				19,997.00
Libraries	219,800.00					CURRENT FINANCES DECEMBER 31, 1968				
Other Educational Services						ASSETS				
STATUTORY EXPENDITURES						Cash on Hand Dec. 31, 1968				2,767,851.01
Pensions & F. I. C. A.	177,317.86					Taxes Receivable				634,544.36
Employee Fringe Benefits	67,124.00					Tax Title Liens				28,034.69
Other Statutory Expenditures						Foreclosed Property				19,997.00
TOTAL MUNICIPAL FUNCTIONS	3,423,422.40					Emergencies & Other Deferred Charges				130,784.96
CAPITAL IMPROVEMENTS	113,010.00					State Aid Receivable				169,138.00
DEBT SERVICE						Other Receivables				25,299.39
Principal Payments	58,275.00					Total				3,775,649.41
Interest Payments	49,990.00					LIABILITIES				
Other Debt Administration						Cash Liabilities				546,432.85
DEFERRED CHARGES	46,779.56					Reserves For Receivables				707,875.44
SCHOOL, COUNTY, SPECIAL DISTRICT TAXES	13,901,142.77					Surplus on Hand Dec. 31, 1968				2,521,341.12
RESERVE FOR UNCOLLECTED TAXES	1,074,948.45					Total				3,775,649.41
TOTAL EXPENDITURES	18,667,568.18									

PER CENT:

Gross Debt	5.26
Net Debt	.22
Tax Levy Collected	79.83
Tax Levy Cancelled, Abated or Adjusted	

- 187 -

1406		CHESTER BORO.			PER CAPITA:		PER CENT:	
Population 1960	1,074	Net Valuation Taxable	3,577,153	TAX RATE:	Gross Debt	353.33	Gross Debt	5.61
Population 1968	1,400	State Equalized Value	9,420,998	General Rate Per \$100.	Net Debt	25.71	Net Debt	.40
		Net Valuation on Which County Taxes		Effective Tax Rate	Debt Service	3.50	Tax Levy Collected	96.41
Moody Rating		are apportioned:	10,457,823	General Rate	Total Tax Levy	228.46	Tax Levy Cancelled, Abated	
Land Area	1.62 Sq. Miles	State Equalization Ratio	.3797	Municipal Functions	Municipal Functions	86.00	or Adjusted	.18
1968 EXPENDITURES		1968 REVENUES			1968 PROPERTY TAX			
GENERAL GOVERNMENT		1968 Property Taxes Collected			Local District School Taxes			
Governing Body & Public Boards		1968 Payments in Lieu of Taxes			Regional & Consolidated School Taxes			
Municipal Clerk		Delinquent Tax & Lien Collections			School Taxes in Municipal Budget			
Financial Administration	1,100.00	Business Personalty Replacement Taxes			County Taxes			
Assessment of Taxes	2,300.00	Taxes from Public Utilities			County Library Taxes			
Collection of Taxes	1,910.00	Other Miscellaneous Tax Revenues			Local Municipal Purpose Taxes			
Planning, Housing & Development	2,450.00	State Aid Revenues			Veteran & Senior Citizen Taxes			
Elections		Federal Aid Revenues			Total Taxes for Rate Computation			
General Administration (other)	9,500.00	Sale of Acquired Property			Special District Taxes			
JUDICIARY		Other Miscellaneous Revenues			Bank Stock Taxes			
Municipal Courts	2,800.00	Total 1968 Revenues			Added and Omitted Taxes			
PUBLIC SAFETY		Prior Years Surplus Appropriated			Total Taxes Levied			
Fire Protection	3,665.00	TOTAL REVENUES			1968 TAXES COLLECTED			
Police Protection	20,100.00	1968 REAL PROPERTY VALUATIONS - ASSESSED			1968 Taxes Cancelled, Abated or Adjusted			
Civil Defense & Disaster Control	450.00	Code Class %			Transfer To Tax Title Liens			
Environmental Inspection & Control	800.00	1 Vacant Land 2.88			Balance Outstanding Dec. 31, 1968			
Other Public Safety		2 Residential 63.97			PRIOR YEARS TAXES OUTSTANDING			
PUBLIC WORKS		3 Farm 1.77			Balance January 1, 1968			
Streets and Drainage	9,845.00	4a Commercial 30.69			Collected in 1968			
Sewers and Sewage Processing		4b Industrial			Cancelled, Abated or Adjusted (1968)			
Garbage and Trash Disposal	850.00	4c Apartments .68			Transfers to Tax Title Liens			
Public Buildings and Grounds	3,500.00	Total Valuation 99.99			Balance December 31, 1968			
Other Public Works	7,000.00	CAPITAL DEBT AUTHORIZED, DECEMBER 31, 1968			TAX TITLE LIENS OUTSTANDING			
HEALTH and WELFARE		ISSUED AND UNISSUED			Balance January 1, 1968			
Health Services Except Environmental	2,050.00	School			Transfers From Taxes			
Welfare-Public Assistance	500.00	Self-liquidating			Redeemed in 1968			
Hospitals, Clinics, First Aid	200.00	Other			Cancelled, Abated or Adjusted (1968)			
Animal, Insect, & Rodent Control		Total			Balance December 31, 1968			
Other Welfare Services		ISSUED AND OUTSTANDING			PROPERTY ACQUIRED BY DEED OR FORECLOSURE			
RECREATION and CONSERVATION		School			Balance January 1, 1968			
Beaches and Boardwalks		Self-liquidating			Transfers From Liens			
Parks, Playgrounds, Shade Trees	600.00	Other			Sale for Cash (1968)			
Land Reclamation & Conservation		Total			Cancelled, Abated or Adjusted (1968)			
Other Recreational Services	1,350.00	EQUALIZED VALUATION BASIS			Balance December 31, 1968			
EDUCATION (excluding schools)		1968 CAPITAL OUTLAY			CURRENT FINANCES DECEMBER 31, 1968			
Libraries	3,600.00	Beaches and Boardwalks			ASSETS			
Other Educational Services		Parks and Playgrounds			Cash on Hand Dec. 31, 1968			
STATUTORY EXPENDITURES		Public Buildings and Grounds			Taxes Receivable			
Pensions & F. I. C. A.	3,903.00	Vehicular Equipment			Tax Title Liens			
Employee Fringe Benefits	1,075.00	Streets, Roads, Sidewalks, Storm Sewers			Foreclosed Property			
Other Statutory Expenditures		Sewer System			Emergencies & Other Deferred Charges			
TOTAL MUNICIPAL FUNCTIONS	79,548.00	Water System			State Aid Receivable			
CAPITAL IMPROVEMENTS	5,000.00	Other Utilities			Other Receivables			
DEBT SERVICE		Hospitals and Clinics			Total			
Principal Payments	3,000.00	Garbage and Trash Disposal Facilities			LIABILITIES			
Interest Payments	1,901.25	Health Equipment			Cash Liabilities			
Other Debt Administration		Library and Education Facilities			Reserves For Receivables			
DEFERRED CHARGES	6,012.06	Conservation and Recreation			Surplus on Hand Dec. 31, 1968			
SCHOOL, COUNTY, SPECIAL DISTRICT TAXES	273,978.98	Other Expenditures			Total			
RESERVE FOR UNCOLLECTED TAXES	24,951.88							
TOTAL EXPENDITURES	394,392.17							

1407		CHESTER TWP.			PER CAPITA:		PER CENT:	
Population 1960	2,107	Net Valuation Taxable	12,504,003	TAX RATE:	Gross Debt	454.41	Gross Debt	5.23
Population 1968	3,520	State Equalized Value	35,332,023	General Rate Per \$100.	Net Debt	2.84	Net Debt	.03
		Net Valuation on Which County Taxes are apportioned:	34,050,094	Effective Tax Rate	Debt Service		Tax Levy Collected	97.21
Moody Rating				General Rate	Total Tax Levy	300.65	Tax Levy Cancelled, Abated	
Land Area	28.68 Sq. Miles	State Equalization Ratio	.3539	Municipal Functions	Municipal Functions	109.88	or Adjusted	.05
1968 EXPENDITURES		1968 REVENUES			1968 PROPERTY TAX			
GENERAL GOVERNMENT		1968 Property Taxes Collected			1,028,836.02			
Governing Body & Public Boards		1968 Payments in Lieu of Taxes						
Municipal Clerk		Delinquent Tax & Lien Collections			42,003.04			
Financial Administration		Business Personalty Replacement Taxes			18,965.00			
Assessment of Taxes		Taxes from Public Utilities			85,233.83			
Collection of Taxes		Other Miscellaneous Tax Revenues			5,200.00			
Planning, Housing & Development		State Aid Revenues						
Elections		Federal Aid Revenues						
General Administration (other)		Sale of Acquired Property						
JUDICIARY		Other Miscellaneous Revenues			30,065.60			
Municipal Courts		Total 1968 Revenues			1,210,303.49			
PUBLIC SAFETY		Prior Years Surplus Appropriated			122,000.00			
Fire Protection		TOTAL REVENUES			1,332,303.49			
Police Protection								
Civil Defense & Disaster Control								
Environmental Inspection & Control								
Other Public Safety								
PUBLIC WORKS		1968 REAL PROPERTY VALUATIONS - ASSESSED						
Streets and Drainage		Code Class %			1,020,850.00			
Sewers and Sewage Processing		1 Vacant Land 8.42			8,825,900.00			
Garbage and Trash Disposal		2 Residential 72.80			1,596,800.00			
Public Buildings and Grounds		3 Farm 13.17			308,200.00			
Other Public Works		4a Commercial 2.54			371,100.00			
HEALTH and WELFARE		4b Industrial 3.06			12,122,850.00			
Health Services Except Environmental		4c Apartments						
Welfare-Public Assistance		Total Valuation 99.99						
Hospitals, Clinics, First Aid								
Animal, Insect, & Rodent Control								
Other Welfare Services								
RECREATION and CONSERVATION		CAPITAL DEBT AUTHORIZED, DECEMBER 31, 1968						
Beaches and Boardwalks		ISSUED AND UNISSUED			NET DEBT			
Parks, Playgrounds, Shade Trees		School			1,589,528.69			
Land Reclamation & Conservation		Self-liquidating			10,000.00			
Other Recreational Services		Other			1,599,528.69			
EDUCATION (excluding schools)		Total			10,000.00			
Libraries								
Other Educational Services								
STATUTORY EXPENDITURES		ISSUED AND OUTSTANDING			1,589,528.69			
Pensions & F. I. C. A.		School						
Employee Fringe Benefits		Self-liquidating						
Other Statutory Expenditures		Other						
		Total			1,589,528.69			
TOTAL MUNICIPAL FUNCTIONS		EQUALIZED VALUATION BASIS			30,533,336.67			
CAPITAL IMPROVEMENTS		1968 CAPITAL OUTLAY			22,489.60			
DEBT SERVICE		Beaches and Boardwalks						
Principal Payments		Parks and Playgrounds						
Interest Payments		Public Buildings and Grounds						
Other Debt Administration		Vehicular Equipment			22,489.60			
DEFERRED CHARGES		Streets, Roads, Sidewalks, Storm Sewers						
SCHOOL, COUNTY, SPECIAL DISTRICT TAXES		Sewer System						
RESERVE FOR UNCOLLECTED TAXES		Water System						
		Other Utilities						
		Hospitals and Clinics						
		Garbage and Trash Disposal Facilities						
		Health Equipment						
		Library and Education Facilities						
		Conservation and Recreation						
		Other Expenditures						
TOTAL EXPENDITURES								

0307		CHESTERFIELD TWP				PER CAPITA:		PER CENT:		
Population 1960	2,519	Net Valuation Taxable	15,350,383	TAX RATE:		Gross Debt	218.81	Gross Debt	5.01	
Population 1968	3,260	State Equalized Value	12,995,583	General Rate Per \$100.		Net Debt	14.19	Net Debt	.32	
		Net Valuation on Which County Taxes		Effective Tax Rate		Debt Service		Tax Levy Collected	91.74	
Moody Rating		are apportioned:	15,528,193	General Rate		Total Tax Levy	126.81	Tax Levy Cancelled, Abated		
Land Area	22.12 Sq. Miles	State Equalization Ratio	1.1812	Municipal Functions		Municipal Functions	52.89	or Adjusted	.19	
1968 EXPENDITURES		1968 REVENUES		1968 PROPERTY TAX						
GENERAL GOVERNMENT		1968 Property Taxes Collected		379,282.92		Local District School Taxes				174,079.75
Governing Body & Public Boards		1968 Payments in Lieu of Taxes				Regional & Consolidated School Taxes				124,152.66
Municipal Clerk		Delinquent Tax & Lien Collections		46,073.68		School Taxes in Municipal Budget				
Financial Administration		2,174.00	Business Personalty Replacement Taxes	13,450.00		County Taxes				81,862.79
Assessment of Taxes		2,942.81	Taxes from Public Utilities	44,535.94		County Library Taxes				4,152.44
Collection of Taxes		2,550.00	Other Miscellaneous Tax Revenues	12,800.00		Local Municipal Purpose Taxes				24,868.39
Planning, Housing & Development		1,370.00	State Aid Revenues			Veteran & Senior Citizen Taxes				11,480.00
Elections			Federal Aid Revenues			Total Taxes for Rate Computation				420,596.03
General Administration (other)		14,278.30	Sale of Acquired Property			Special District Taxes				870.00
JUDICIARY			Other Miscellaneous Revenues	17,652.53		Bank Stock Taxes				126.61
Municipal Courts		3,700.00	Total 1968 Revenues	513,795.07		Added and Omitted Taxes				3,298.96
PUBLIC SAFETY			Prior Years Surplus Appropriated	30,000.00		Total Taxes Levied				413,411.60
Fire Protection		4,400.00	TOTAL REVENUES	543,795.07		1968 TAXES COLLECTED				379,282.92
Police Protection		7,570.35				1968 Taxes Cancelled, Abated or Adjusted				815.15
Civil Defense & Disaster Control		150.00				Transfer To Tax Title Liens				
Environmental Inspection & Control		1,000.00				Balance Outstanding Dec. 31, 1968				33,313.53
Other Public Safety			1968 REAL PROPERTY VALUATIONS - ASSESSED							
PUBLIC WORKS			Code	Class	%					
Streets and Drainage		53,632.40	1	Vacant Land	2.24	335,800.00				
Sewers and Sewage Processing			2	Residential	51.90	7,789,800.00				
Garbage and Trash Disposal			3	Farm	30.87	4,633,500.00				
Public Buildings and Grounds		3,377.14	4a	Commercial	14.99	2,249,900.00				
Other Public Works			4b	Industrial						
HEALTH and WELFARE			4c	Apartments						
Health Services Except Environmental		1,100.00	Total Valuation		100.00	15,009,000.00				
Welfare-Public Assistance		4,200.00	CAPITAL DEBT AUTHORIZED, DECEMBER 31, 1968							
Hospitals, Clinics, First Aid			ISSUED AND UNISSUED		GROSS DEBT	NET DEBT				
Animal, Insect, & Rodent Control		200.00	School		713,351.04	46,290.50				
Other Welfare Services			Self-liquidating							
RECREATION and CONSERVATION			Other							
Beaches and Boardwalks			Total		713,351.04	46,290.50				
Parks, Playgrounds, Shade Trees		500.00	ISSUED AND OUTSTANDING							
Land Reclamation & Conservation			School		713,351.04					
Other Recreational Services			Self-liquidating							
EDUCATION (excluding schools)			Other							
Libraries		500.00	Total		713,351.04					
Other Educational Services			EQUALIZED VALUATION BASIS		14,228,380.00					
STATUTORY EXPENDITURES			1968 CAPITAL OUTLAY		17,277.01	CURRENT FINANCES DECEMBER 31, 1968				
Pensions & F. I. C. A.		1,800.00	Beaches and Boardwalks			ASSETS				
Employee Fringe Benefits			Parks and Playgrounds			Cash on Hand Dec. 31, 1968				
Other Statutory Expenditures			Public Buildings and Grounds			Taxes Receivable				
TOTAL MUNICIPAL FUNCTIONS		105,445.00	Vehicular Equipment			Tax Title Liens				
CAPITAL IMPROVEMENTS		5,000.00	Streets, Roads, Sidewalks, Storm Sewers		17,277.01	Foreclosed Property				
DEBT SERVICE			Sewer System			Emergencies & Other Deferred Charges				
Principal Payments			Water System			State Aid Receivable				
Interest Payments			Other Utilities			Other Receivables				
Other Debt Administration			Hospitals and Clinics			Total				
DEFERRED CHARGES			Garbage and Trash Disposal Facilities			LIABILITIES				
SCHOOL, COUNTY, SPECIAL DISTRICT TAXES		385,117.64	Health Equipment			Cash Liabilities				
RESERVE FOR UNCOLLECTED TAXES		62,000.00	Library and Education Facilities			Reserves For Receivables				
			Conservation and Recreation			Surplus on Hand Dec. 31, 1968				
TOTAL EXPENDITURES		557,562.64	Other Expenditures			Total				
						165,156.77				

PER CENT:	
Gross Debt	7.03
Net Debt	3.03
Tax Levy Collected	96.84
Tax Levy Cancelled, Abated or Adjusted	.09

1968 EXPENDITURES		1968 REVENUES		1968 PROPERTY TAX	
GENERAL GOVERNMENT		1968 Property Taxes Collected		Local District School Taxes	
Governing Body & Public Boards		1968 Payments in Lieu of Taxes		Regional & Consolidated School Taxes	
Municipal Clerk		Delinquent Tax & Lien Collections		School Taxes in Municipal Budget	
Financial Administration	5,600.00	Business Personalty Replacement Taxes		County Taxes	
Assessment of Taxes	7,696.00	Taxes from Public Utilities		County Library Taxes	
Collection of Taxes	9,437.00	Other Miscellaneous Tax Revenues		Local Municipal Purpose Taxes	
Planning, Housing & Development	5,525.00	State Aid Revenues		Veteran & Senior Citizen Taxes	
Elections		Federal Aid Revenues		Total Taxes for Rate Computation	
General Administration (other)	94,317.00	Sale of Acquired Property		Special District Taxes	
JUDICIARY		Other Miscellaneous Revenues		Bank Stock Taxes	
Municipal Courts	4,670.00	Total 1968 Revenues		Added and Omitted Taxes	
PUBLIC SAFETY		Prior Years Surplus Appropriated		Total Taxes Levied	
Fire Protection	47,866.00	TOTAL REVENUES		1968 TAXES COLLECTED	
Police Protection	182,501.00	1968 REAL PROPERTY VALUATIONS - ASSESSED		1968 Taxes Cancelled, Abated or Adjusted	
Civil Defense & Disaster Control	350.00	Code Class %		Transfer To Tax Title Liens	
Environmental Inspection & Control	4,125.00	1 3.86		Balance Outstanding Dec. 31, 1968	
Other Public Safety		2 79.65		PRIOR YEARS TAXES OUTSTANDING	
PUBLIC WORKS		3 .40		Balance January 1, 1968	
Streets and Drainage	212,728.00	4a 8.74		Collected in 1968	
Sewers and Sewage Processing		4b 7.34		Cancelled, Abated or Adjusted (1968)	
Garbage and Trash Disposal	71,700.00	4c .02		Transfers to Tax Title Liens	
Public Buildings and Grounds	10,225.00	Total Valuation 100.01		Balance December 31, 1968	
Other Public Works		CAPITAL DEBT AUTHORIZED, DECEMBER 31, 1968		TAX TITLE LIENS OUTSTANDING	
HEALTH and WELFARE		ISSUED AND UNISSUED		Balance January 1, 1968	
Health Services Except Environmental	4,980.00	School		Transfers From Taxes	
Welfare-Public Assistance	7,657.00	Self-liquidating		Redeemed in 1968	
Hospitals, Clinics, First Aid	800.00	Other		Cancelled, Abated or Adjusted (1968)	
Animal, Insect, & Rodent Control	3,178.00	Total		Balance December 31, 1968	
Other Welfare Services		ISSUED AND OUTSTANDING		PROPERTY ACQUIRED BY DEED OR FORECLOSURE	
RECREATION and CONSERVATION		School		Balance January 1, 1968	
Beaches and Boardwalks		Self-liquidating		Transfers From Liens	
Parks, Playgrounds, Shade Trees	6,550.00	Other		Sale for Cash (1968)	
Land Reclamation & Conservation		Total		Cancelled, Abated or Adjusted (1968)	
Other Recreational Services	13,290.00	EQUALIZED VALUATION BASIS		Balance December 31, 1968	
EDUCATION (excluding schools)		1968 CAPITAL OUTLAY		CURRENT FINANCES DECEMBER 31, 1968	
Libraries	7,747.00	Beaches and Boardwalks		ASSETS	
Other Educational Services	99,506.00	Parks and Playgrounds		Cash on Hand Dec. 31, 1968	
STATUTORY EXPENDITURES		Public Buildings and Grounds		Taxes Receivable	
Pensions & F. I. C. A.	30,082.00	Vehicular Equipment		Tax Title Liens	
Employee Fringe Benefits	21,040.00	Streets, Roads, Sidewalks, Storm Sewers		Foreclosed Property	
Other Statutory Expenditures		Sewer System		Emergencies & Other Deferred Charges	
TOTAL MUNICIPAL FUNCTIONS	851,570.00	Water System		State Aid Receivable	
CAPITAL IMPROVEMENTS	40,000.00	Other Utilities		Other Receivables	
DEBT SERVICE		Hospitals and Clinics		Total	
Principal Payments	30,966.00	Garbage and Trash Disposal Facilities		LIABILITIES	
Interest Payments	18,656.00	Health Equipment		Cash Liabilities	
Other Debt Administration	14,974.77	Library and Education Facilities		Reserves For Receivables	
DEFERRED CHARGES		Conservation and Recreation		Surplus on Hand Dec. 31, 1968	
SCHOOL, COUNTY, SPECIAL DISTRICT TAXES	2,818,972.98	Other Expenditures		Total	
RESERVE FOR UNCOLLECTED TAXES	112,578.15				
TOTAL EXPENDITURES	3,887,717.90				

2002		CLARK TWP		PER CAPITA:		PER CENT:		
Population 1960	12,195	Net Valuation Taxable	64,867,400	TAX RATE:	Gross Debt	383.05	Gross Debt	4.65
Population 1968	19,180	State Equalized Value	162,087,456	General Rate Per \$100.	Net Debt	134.59	Net Debt	1.63
		Net Valuation on Which County Taxes		Effective Tax Rate	Debt Service	3.53	Tax Levy Collected	99.59
Moody Rating	A	are apportioned:	177,520,253	General Rate	Total Tax Levy	215.92	Tax Levy Cancelled, Abated	
Land Area	4.68 Sq. Miles	State Equalization Ratio	.4002	Municipal Functions	Municipal Functions	76.90	or Adjusted	.03
1968 EXPENDITURES		1968 REVENUES		1968 PROPERTY TAX				
GENERAL GOVERNMENT								
Governing Body & Public Boards	23,762.00	1968 Property Taxes Collected		4,124,606.29				
Municipal Clerk	28,317.50	1968 Payments in Lieu of Taxes		27,705.86				
Financial Administration		Delinquent Tax & Lien Collections		22,750.54				
Assessment of Taxes	15,864.00	Business Personalty Replacement Taxes		447,862.00				
Collection of Taxes	14,779.20	Taxes from Public Utilities		280,812.10				
Planning, Housing & Development	6,050.00	Other Miscellaneous Tax Revenues		9,748.00				
Elections	2,320.00	State Aid Revenues						
General Administration (other)	117,533.70	Federal Aid Revenues						
JUDICIARY		Sale of Acquired Property		14,100.00				
Municipal Courts	20,619.00	Other Miscellaneous Revenues		205,838.29				
PUBLIC SAFETY		Total 1968 Revenues		5,133,423.08				
Fire Protection	73,896.28	Prior Years Surplus Appropriated		470,000.00				
Police Protection	344,693.55	TOTAL REVENUES		5,603,423.08				
Civil Defense & Disaster Control	1,150.00							
Environmental Inspection & Control	13,549.00							
Other Public Safety								
PUBLIC WORKS								
Streets and Drainage	189,703.92							
Sewers and Sewage Processing	37,024.37							
Garbage and Trash Disposal								
Public Buildings and Grounds	28,979.50							
Other Public Works	5,000.00							
HEALTH and WELFARE								
Health Services Except Environmental	84,740.15							
Welfare-Public Assistance	3,525.00							
Hospitals, Clinics, First Aid								
Animal, Insect, & Rodent Control								
Other Welfare Services								
RECREATION and CONSERVATION								
Beaches and Boardwalks								
Parks, Playgrounds, Shade Trees	9,726.00							
Land Reclamation & Conservation								
Other Recreational Services								
EDUCATION (excluding schools)								
Libraries	75,000.00							
Other Educational Services								
STATUTORY EXPENDITURES								
Pensions & F. I. C. A.	62,665.00							
Employee Fringe Benefits	29,500.00							
Other Statutory Expenditures								
TOTAL MUNICIPAL FUNCTIONS	1,188,398.17							
CAPITAL IMPROVEMENTS	65,000.00							
DEBT SERVICE								
Principal Payments	40,000.00							
Interest Payments	27,791.25							
Other Debt Administration								
DEFERRED CHARGES	29,090.31							
SCHOOL, COUNTY, SPECIAL DISTRICT TAXES	4,016,489.06							
RESERVE FOR UNCOLLECTED TAXES	124,730.86							
TOTAL EXPENDITURES	5,491,499.65							

0801
Population 1960 4,711
Population 1968 5,160

Moody Rating
Land Area 8.02 Sq. Miles

Net Valuation Taxable 4,625,446
State Equalized Value 16,710,426
Net Valuation on Which County Taxes
are apportioned: 16,829,394
State Equalization Ratio .2768

CLAYTON BORO
TAX RATE:
General Rate Per \$100. 14.44
Effective Tax Rate
General Rate 3.99
Municipal Functions 1.68

PER CAPITA:
Gross Debt 133.72
Net Debt
Debt Service
Total Tax Levy 124.73
Municipal Functions 54.41

PER CENT:
Gross Debt 4.35
Net Debt
Tax Levy Collected 91.31
Tax Levy Cancelled, Abated
or Adjusted

1968 EXPENDITURES		1968 REVENUES		1968 PROPERTY TAX	
GENERAL GOVERNMENT					
Governing Body & Public Boards	2,876.00	1968 Property Taxes Collected	587,726.75	Local District School Taxes	441,047.50
Municipal Clerk	1,800.00	1968 Payments in Lieu of Taxes		Regional & Consolidated School Taxes	
Financial Administration	4,300.00	Delinquent Tax & Lien Collections	49,515.75	School Taxes in Municipal Budget	
Assessment of Taxes	3,596.00	Business Personalty Replacement Taxes	19,817.00	County Taxes	92,969.09
Collection of Taxes	6,114.00	Taxes from Public Utilities	66,870.68	County Library Taxes	
Planning, Housing & Development	700.00	Other Miscellaneous Tax Revenues		Local Municipal Purpose Taxes	102,180.42
Elections	156.40	State Aid Revenues	11,266.80	Veteran & Senior Citizen Taxes	31,500.00
General Administration (other)	12,520.42	Federal Aid Revenues		Total Taxes for Rate Computation	667,697.01
JUDICIARY		Sale of Acquired Property		Special District Taxes	
Municipal Courts	2,725.00	Other Miscellaneous Revenues	23,472.76	Bank Stock Taxes	2,041.83
PUBLIC SAFETY		Total 1968 Revenues	758,669.74	Added and Omitted Taxes	5,391.20
Fire Protection	8,200.00	Prior Years Surplus Appropriated	20,522.00	Total Taxes Levied	643,630.04
Police Protection	60,880.00	TOTAL REVENUES	779,191.74	1968 TAXES COLLECTED	587,726.75
Civil Defense & Disaster Control	1,060.00			1968 Taxes Cancelled, Abated or Adjusted	
Environmental Inspection & Control	1,835.00	1968 REAL PROPERTY VALUATIONS - ASSESSED		Transfer To Tax Title Liens	2,896.30
Other Public Safety		Code Class %		Balance Outstanding Dec. 31, 1968	53,006.99
PUBLIC WORKS		1 Vacant Land 2.04	92,275.00		
Streets and Drainage	52,649.00	2 Residential 78.04	3,534,175.00	PRIOR YEARS TAXES OUTSTANDING	
Sewers and Sewage Processing		3 Farm 5.86	265,350.00	Balance January 1, 1968	50,263.73
Garbage and Trash Disposal	14,900.00	4a Commercial 12.45	563,575.00	Collected in 1968	41,452.46
Public Buildings and Grounds	4,650.00	4b Industrial 1.61	73,025.00	Cancelled, Abated or Adjusted (1968)	6,571.79
Other Public Works		4c Apartments		Transfers to Tax Title Liens	
HEALTH and WELFARE		Total Valuation 100.00	4,528,400.00	Balance December 31, 1968	2,239.48
Health Services Except Environmental	3,825.00			TAX TITLE LIENS OUTSTANDING	
Welfare-Public Assistance	1,600.00	CAPITAL DEBT AUTHORIZED, DECEMBER 31, 1968		Balance January 1, 1968	10,649.61
Hospitals, Clinics, First Aid		ISSUED AND UNISSUED	GROSS DEBT	Transfers From Taxes	2,896.30
Animal, Insect, & Rodent Control	200.00	School	620,000.00	Redeemed in 1968	8,063.29
Other Welfare Services		Self-liquidating	70,000.00	Cancelled, Abated or Adjusted (1968)	
RECREATION and CONSERVATION		Other		Balance December 31, 1968	5,482.62
Beaches and Boardwalks		Total	690,000.00	PROPERTY ACQUIRED BY DEED OR	
Parks, Playgrounds, Shade Trees	3,188.00	ISSUED AND OUTSTANDING		FORECLOSURE	
Land Reclamation & Conservation		School	620,000.00	Balance January 1, 1968	14,759.00
Other Recreational Services	750.00	Self-liquidating	70,000.00	Transfers From Liens	
EDUCATION (excluding schools)		Other		Sale for Cash (1968)	
Libraries	1,360.00	Total	690,000.00	Cancelled, Abated or Adjusted (1968)	
Other Educational Services				Balance December 31, 1968	14,759.00
STATUTORY EXPENDITURES		EQUALIZED VALUATION BASIS	15,830,019.33	CURRENT FINANCES DECEMBER 31, 1968	
Pensions & F. I. C. A.	8,662.60	1968 CAPITAL OUTLAY	5,465.87	ASSETS	
Employee Fringe Benefits	3,582.00	Beaches and Boardwalks		Cash on Hand Dec. 31, 1968	92,249.25
Other Statutory Expenditures		Parks and Playgrounds		Taxes Receivable	55,246.47
TOTAL MUNICIPAL FUNCTIONS	201,529.42	Public Buildings and Grounds		Tax Title Liens	5,482.62
CAPITAL IMPROVEMENTS	5,500.00	Vehicular Equipment		Foreclosed Property	14,759.00
DEBT SERVICE		Streets, Roads, Sidewalks, Storm Sewers	1,929.60	Emergencies & Other Deferred Charges	5,437.42
Principal Payments		Sewer System		State Aid Receivable	9,289.96
Interest Payments		Water System	3,536.27	Other Receivables	332.70
Other Debt Administration		Other Utilities		Total	182,797.42
DEFERRED CHARGES	1,062.25	Hospitals and Clinics		LIABILITIES	
SCHOOL, COUNTY, SPECIAL DISTRICT TAXES	534,016.59	Garbage and Trash Disposal Facilities		Cash Liabilities	28,634.97
RESERVE FOR UNCOLLECTED TAXES	72,667.00	Health Equipment		Reserves For Receivables	75,820.79
		Library and Education Facilities		Surplus on Hand Dec. 31, 1968	78,341.66
TOTAL EXPENDITURES	814,775.26	Conservation and Recreation		Total	182,797.42
		Other Expenditures			

5411

Population 1960 3,766
Population 1968 4,990

Moody Rating
Land Area 2.01 Sq. Miles

Net Valuation Taxable 8,660,756
State Equalized Value 18,217,829
Net Valuation on Which County Taxes
are apportioned: 16,001,022
State Equalization Ratio .4754

CLEMENTON BORO
TAX RATE:
General Rate Per \$100. 7.86
Effective Tax Rate
General Rate 3.73
Municipal Functions 1.83

PER CAPITA:
Gross Debt 216.55
Net Debt 17.03
Debt Service .81
Total Tax Levy 132.96
Municipal Functions 66.92

PER CENT:
Gross Debt 6.47
Net Debt .50
Tax Levy Collected 95.73
Tax Levy Cancelled, Abated
or Adjusted .02

1968 EXPENDITURES		1968 REVENUES		1968 PROPERTY TAX	
GENERAL GOVERNMENT		1968 Property Taxes Collected		Local District School Taxes	
Governing Body & Public Boards		1968 Payments in Lieu of Taxes	634,994.05	Regional & Consolidated School Taxes	107,963.50
Municipal Clerk		Delinquent Tax & Lien Collections	30,925.30	School Taxes in Municipal Budget	219,010.07
Financial Administration	4,550.00	Business Personalty Replacement Taxes	17,522.00	County Taxes	155,928.71
Assessment of Taxes	3,900.00	Taxes from Public Utilities	48,982.63	County Library Taxes	1,917.98
Collection of Taxes	9,700.00	Other Miscellaneous Tax Revenues		Local Municipal Purpose Taxes	165,999.72
Planning, Housing & Development	5,400.00	State Aid Revenues	6,564.77	Veteran & Senior Citizen Taxes	29,980.00
Elections	800.00	Federal Aid Revenues		Total Taxes for Rate Computation	680,799.98
General Administration (other)	31,075.00	Sale of Acquired Property		Special District Taxes	
JUDICIARY		Other Miscellaneous Revenues	20,122.58	Bank Stock Taxes	938.28
Municipal Courts	3,800.00	Total 1968 Revenues	759,111.33	Added and Omitted Taxes	11,751.69
PUBLIC SAFETY		Prior Years Surplus Appropriated	50,000.00	Total Taxes Levied	663,509.95
Fire Protection	8,635.00	TOTAL REVENUES	809,111.33	1968 TAXES COLLECTED	634,994.05
Police Protection	57,940.00			1968 Taxes Cancelled, Abated or Adjusted	192.63
Civil Defense & Disaster Control	450.00			Transfer To Tax Title Liens	4,080.60
Environmental Inspection & Control	1,800.00			Balance Outstanding Dec. 31, 1968	24,186.64
Other Public Safety					
PUBLIC WORKS		1968 REAL PROPERTY VALUATIONS - ASSESSED			
Streets and Drainage	71,095.86	Code Class %		PRIOR YEARS TAXES OUTSTANDING	
Sewers and Sewage Processing		1 Vacant Land 2.21	188,375.00	Balance January 1, 1968	48,655.55
Garbage and Trash Disposal	21,500.00	2 Residential 61.42	5,243,225.00	Collected in 1968	29,698.99
Public Buildings and Grounds	3,650.00	3 Farm		Cancelled, Abated or Adjusted (1968)	
Other Public Works		4a Commercial 22.35	1,908,150.00	Transfers to Tax Title Liens	
HEALTH and WELFARE		4b Industrial 1.00	85,750.00	Balance December 31, 1968	19,556.56
Health Services Except Environmental	1,050.00	4c Apartments 13.02	1,111,275.00		
Welfare-Public Assistance	2,500.00	Total Valuation 100.00	8,536,775.00	TAX TITLE LIENS OUTSTANDING	
Hospitals, Clinics, First Aid				Balance January 1, 1968	21,942.03
Animal, Insect, & Rodent Control	720.00			Transfers From Taxes	4,083.60
Other Welfare Services				Redeemed in 1968	1,826.31
RECREATION and CONSERVATION				Cancelled, Abated or Adjusted (1968)	
Beaches and Boardwalks				Balance December 31, 1968	24,199.32
Parks, Playgrounds, Shade Trees	4,700.00			PROPERTY ACQUIRED BY DEED OR	
Land Reclamation & Conservation				FORECLOSURE	
Other Recreational Services	1,400.00			Balance January 1, 1968	43,318.95
EDUCATION (excluding schools)				Transfers From Liens	
Libraries	450.00			Sale for Cash (1968)	
Other Educational Services				Cancelled, Abated or Adjusted (1968)	
STATUTORY EXPENDITURES				Balance December 31, 1968	43,318.95
Pensions & F. I. C. A.	6,550.00			CURRENT FINANCES DECEMBER 31, 1968	
Employee Fringe Benefits	1,800.00			ASSETS	
Other Statutory Expenditures				Cash on Hand Dec. 31, 1968	176,789.60
TOTAL MUNICIPAL FUNCTIONS	243,465.86			Taxes Receivable	43,743.20
CAPITAL IMPROVEMENTS	8,000.00			Tax Title Liens	24,199.32
DEBT SERVICE				Foreclosed Property	43,318.95
Principal Payments	4,000.00			Emergencies & Other Deferred Charges	3,600.00
Interest Payments	90.00			State Aid Receivable	6,052.09
Other Debt Administration				Other Receivables	12,276.42
DEFERRED CHARGES	2,200.00			Total	309,979.58
SCHOOL, COUNTY, SPECIAL DISTRICT TAXES	484,820.26			LIABILITIES	
RESERVE FOR UNCOLLECTED TAXES	76,182.14			Cash Liabilities	67,002.64
TOTAL EXPENDITURES	818,758.26			Reserves For Receivables	123,537.89
				Surplus on Hand Dec. 31, 1968	119,439.05
				Total	309,979.58

0206		CLIFFSIDE PARK BORO				PER CAPITA:		PER CENT:			
Population 1960	17,642	Net Valuation Taxable	89,604,620	TAX RATE:		Gross Debt	60.08	Gross Debt	1.03		
Population 1968	18,740	State Equalized Value	116,627,124	General Rate Per \$100.		Net Debt	21.13	Net Debt	.36		
		Net Valuation on Which County Taxes		Effective Tax Rate		Debt Service	2.31	Tax Levy Collected	97.44		
Moody Rating		are apportioned:	113,060,056	General Rate		Total Tax Levy	161.69	Tax Levy Cancelled, Abated			
Land Area	1.00 Sq. Miles	State Equalization Ratio	.7683	Municipal Functions		Municipal Functions	89.14	or Adjusted	.27		
1968 EXPENDITURES		1968 REVENUES			1968 PROPERTY TAX						
GENERAL GOVERNMENT		1968 Property Taxes Collected			2,952,872.82	Local District School Taxes				1,638,367.00	
Governing Body & Public Boards		1968 Payments in Lieu of Taxes			18,162.64	Regional & Consolidated School Taxes					
Municipal Clerk		Delinquent Tax & Lien Collections			78,812.12	School Taxes in Municipal Budget					
Financial Administration		4,800.00	Business Personalty Replacement Taxes			103,254.00	County Taxes				392,870.38
Assessment of Taxes		8,750.00	Taxes from Public Utilities			149,109.74	County Library Taxes				
Collection of Taxes		24,119.42	Other Miscellaneous Tax Revenues				Local Municipal Purpose Taxes				978,750.69
Planning, Housing & Development		3,750.00	State Aid Revenues			14,824.30	Veteran & Senior Citizen Taxes				86,360.00
Elections			Federal Aid Revenues				Total Taxes for Rate Computation				3,096,348.07
General Administration (other)		86,808.00	Sale of Acquired Property			100,880.00	Special District Taxes				
JUDICIARY			Other Miscellaneous Revenues			87,168.21	Bank Stock Taxes				5,147.17
Municipal Courts		9,600.00	Total 1968 Revenues			3,505,083.83	Added and Omitted Taxes				15,015.46
PUBLIC SAFETY			Prior Years Surplus Appropriated			245,646.25	Total Taxes Levied				3,030,150.70
Fire Protection		190,277.62	TOTAL REVENUES			3,750,730.08	1968 TAXES COLLECTED				2,952,872.82
Police Protection		326,500.00	1968 REAL PROPERTY VALUATIONS - ASSESSED				1968 Taxes Cancelled, Abated or Adjusted				8,228.64
Civil Defense & Disaster Control		3,000.00	Code Class %				Transfer To Tax Title Liens				
Environmental Inspection & Control		5,500.00	1 Vacant Land 1.09			955,700.00	Balance Outstanding Dec. 31, 1968				74,631.02
Other Public Safety			2 Residential 74.58			65,200,400.00	PRIOR YEARS TAXES OUTSTANDING				
PUBLIC WORKS			3 Farm				Balance January 1, 1968				90,294.72
Streets and Drainage		148,900.00	4a Commercial 11.44			9,999,500.00	Collected in 1968				78,812.12
Sewers and Sewage Processing		154,448.26	4b Industrial 1.73			1,508,900.00	Cancelled, Abated or Adjusted (1968)				2,699.67
Garbage and Trash Disposal		118,000.00	4c Apartments 11.16			9,753,600.00	Transfers to Tax Title Liens				
Public Buildings and Grounds		14,680.00	Total Valuation 100.00			87,418,100.00	Balance December 31, 1968				8,782.93
Other Public Works			CAPITAL DEBT AUTHORIZED, DECEMBER 31, 1968				TAX TITLE LIENS OUTSTANDING				
HEALTH and WELFARE			ISSUED AND UNISSUED GROSS DEBT NET DEBT				Balance January 1, 1968				
Health Services Except Environmental		36,255.00	School 730,000.00				Transfers From Taxes				
Welfare-Public Assistance		8,840.00	Self-liquidating 396,000.00			396,000.00	Redeemed in 1968				
Hospitals, Clinics, First Aid			Other 1,126,000.00			396,000.00	Cancelled, Abated or Adjusted (1968)				
Animal, Insect, & Rodent Control			Total			1,126,000.00	Balance December 31, 1968				
Other Welfare Services			ISSUED AND OUTSTANDING				PROPERTY ACQUIRED BY DEED OR FORECLOSURE				
RECREATION and CONSERVATION			School 730,000.00				Balance January 1, 1968				132,541.78
Beaches and Boardwalks		3,500.00	Self-liquidating 396,000.00				Transfers From Liens				
Parks, Playgrounds, Shade Trees			Other 1,126,000.00				Sale for Cash (1968)				100,880.00
Land Reclamation & Conservation		26,950.00	Total				Cancelled, Abated or Adjusted (1968)				
Other Recreational Services			EQUALIZED VALUATION BASIS			108,564,567.67	Balance December 31, 1968				31,661.78
EDUCATION (excluding schools)			1968 CAPITAL OUTLAY			48,031.41	CURRENT FINANCES DECEMBER 31, 1968				
Libraries		36,000.00	Beaches and Boardwalks				ASSETS				
Other Educational Services			Parks and Playgrounds				Cash on Hand Dec. 31, 1968				753,973.68
STATUTORY EXPENDITURES			Public Buildings and Grounds			23,583.75	Taxes Receivable				83,413.95
Pensions & F. I. C. A.		108,162.38	Vehicular Equipment			505.00	Tax Title Liens				
Employee Fringe Benefits		6,980.58	Streets, Roads, Sidewalks, Storm Sewers			17,153.89	Foreclosed Property				31,661.78
Other Statutory Expenditures			Sewer System				Emergencies & Other Deferred Charges				31,000.00
TOTAL MUNICIPAL FUNCTIONS		1,325,821.26	Water System				State Aid Receivable				25,738.00
CAPITAL IMPROVEMENTS		45,000.00	Other Utilities				Other Receivables				663.52
DEBT SERVICE			Hospitals and Clinics				Total				926,450.93
Principal Payments		25,000.00	Garbage and Trash Disposal Facilities				LIABILITIES				
Interest Payments		18,412.50	Health Equipment				Cash Liabilities				167,816.38
Other Debt Administration			Library and Education Facilities				Reserves For Receivables				115,739.25
DEFERRED CHARGES		46,838.31	Conservation and Recreation				Surplus on Hand Dec. 31, 1968				642,895.30
SCHOOL, COUNTY, SPECIAL DISTRICT TAXES		2,031,237.38	Other Expenditures			6,788.77	Total				926,450.93
RESERVE FOR UNCOLLECTED TAXES		209,511.04									
TOTAL EXPENDITURES		3,701,820.49									

1602		CLIFTON CITY			PER CAPITA:		PER CENT:	
Population 1960	82,084	Net Valuation Taxable	626,474,300	TAX RATE:	Gross Debt	280.54	Gross Debt	3.49
Population 1968	86,210	State Equalized Value	729,646,284	General Rate Per \$100.	Net Debt	127.99	Net Debt	1.59
Moody Rating	A	Net Valuation on Which County Taxes are apportioned:	771,537,923	Effective Tax Rate	Debt Service	18.08	Tax Levy Collected	96.62
Land Area	11.20 Sq. Miles	State Equalization Ratio	.8586	General Rate	Total Tax Levy	177.39	Tax Levy Cancelled, Abated or Adjusted	.61
				Municipal Functions	Municipal Functions	114.93		
1968 EXPENDITURES		1968 REVENUES		1968 PROPERTY TAX				
GENERAL GOVERNMENT		1968 Property Taxes Collected		14,777,189.81	Local District School Taxes	6,714,540.60		
Governing Body & Public Boards	30,500.00	1968 Payments in Lieu of Taxes			Regional & Consolidated School Taxes	918,946.25		
Municipal Clerk	56,481.45	Delinquent Tax & Lien Collections		423,171.03	School Taxes in Municipal Budget	4,762,845.97		
Financial Administration	79,112.63	Business Personalty Replacement Taxes		2,630,916.00	County Taxes			
Assessment of Taxes	95,513.24	Taxes from Public Utilities		1,339,963.86	County Library Taxes			
Collection of Taxes	53,950.09	Other Miscellaneous Tax Revenues			Local Municipal Purpose Taxes	2,710,506.32		
Planning, Housing & Development	17,106.53	State Aid Revenues		74,382.38	Veteran & Senior Citizen Taxes	460,564.00		
Elections	11,000.00	Federal Aid Revenues			Total Taxes for Rate Computation	15,567,403.14		
General Administration (other)	443,089.06	Sale of Acquired Property		66,801.00	Special District Taxes	31,760.77		
JUDICIARY		Other Miscellaneous Revenues		495,577.68	Bank Stock Taxes	154,462.83		
Municipal Courts	41,109.93	Total 1968 Revenues		19,808,001.76	Added and Omitted Taxes	15,293,062.74		
PUBLIC SAFETY		Prior Years Surplus Appropriated		1,650,000.00	Total Taxes Levied	14,777,189.81		
Fire Protection	1,347,727.09	TOTAL REVENUES		21,458,001.76	1968 TAXES COLLECTED	93,481.37		
Police Protection	1,409,023.66	1968 REAL PROPERTY VALUATIONS - ASSESSED			1968 Taxes Cancelled, Abated or Adjusted	3,508.41		
Civil Defense & Disaster Control	12,924.92	Code Class %			Transfer To Tax Title Liens	269,744.96		
Environmental Inspection & Control	29,803.29	1 Vacant Land 1.25		7,821,900.00	Balance Outstanding Dec. 31, 1968			
Other Public Safety	88,001.49	2 Residential 61.65		382,478,100.00	PRIOR YEARS TAXES OUTSTANDING			
PUBLIC WORKS		3 Farm .12		738,700.00	Balance January 1, 1968	689,339.13		
Streets and Drainage	577,090.88	4a Commercial 13.19		81,824,100.00	Collected in 1968	419,953.47		
Sewers and Sewage Processing	472,492.69	4b Industrial 19.09		118,435,400.00	Cancelled, Abated or Adjusted (1968)	1,866.52		
Garbage and Trash Disposal	554,400.00	4c Apartments 4.68		29,659,100.00	Transfers to Tax Title Liens			
Public Buildings and Grounds	47,648.02	Total Valuation 99.99		621,357,300.00	Balance December 31, 1968	267,519.14		
Other Public Works	38,170.32	CAPITAL DEBT AUTHORIZED, DECEMBER 31, 1968			TAX TITLE LIENS OUTSTANDING			
HEALTH and WELFARE		ISSUED AND UNISSUED			Balance January 1, 1968	26,431.94		
Health Services Except Environmental	139,014.99	GROSS DEBT		8,936,981.38	Transfers From Taxes	3,508.41		
Welfare-Public Assistance	15,772.97	NET DEBT		11,034,600.00	Redeemed in 1968	3,217.56		
Hospitals, Clinics, First Aid	25,000.00	School		4,214,155.00	Cancelled, Abated or Adjusted (1968)	26,722.79		
Animal, Insect, & Rodent Control	14,551.98	Self-liquidating		11,034,600.00	Balance December 31, 1968			
Other Welfare Services		Other		24,185,736.38	PROPERTY ACQUIRED BY DEED OR FORECLOSURE			
RECREATION and CONSERVATION		ISSUED AND OUTSTANDING			Balance January 1, 1968	114,025.00		
Beaches and Boardwalks		School		8,083,000.00	Transfers From Liens	66,801.00		
Parks, Playgrounds, Shade Trees	81,289.88	Self-liquidating		4,117,000.00	Cancelled, Abated or Adjusted (1968)	47,224.00		
Land Reclamation & Conservation		Other		6,431,000.00	CURRENT FINANCES DECEMBER 31, 1968			
Other Recreational Services	217,515.40	Total		18,231,000.00	ASSETS			
EDUCATION (excluding schools)		EQUALIZED VALUATION BASIS		691,458,335.33	Cash on Hand Dec. 31, 1968	2,949,339.09		
Libraries	246,318.31	1968 CAPITAL OUTLAY			Taxes Receivable	537,264.10		
Other Educational Services		Beaches and Boardwalks		29,237.69	Tax Title Liens	26,722.79		
STATUTORY EXPENDITURES		Parks and Playgrounds		691,644.92	Foreclosed Property	47,224.00		
Pensions & F. I. C. A.	610,042.30	Public Buildings and Grounds		46,527.18	Emergencies & Other Deferred Charges	16,889.65		
Employee Fringe Benefits	134,938.00	Vehicular Equipment		591,253.03	State Aid Receivable	110,000.00		
Other Statutory Expenditures		Streets, Roads, Sidewalks, Storm Sewers		13,343.41	Other Receivables	274,081.84		
TOTAL MUNICIPAL FUNCTIONS	6,889,589.12	Sewer System			Total	3,961,521.47		
CAPITAL IMPROVEMENTS	60,000.00	Water System			LIABILITIES			
DEBT SERVICE		Other Utilities			Cash Liabilities	591,605.46		
Principal Payments	1,056,000.00	Hospitals and Clinics			Reserves For Receivables	885,292.73		
Interest Payments	503,353.75	Garbage and Trash Disposal Facilities			Surplus on Hand Dec. 31, 1968	2,484,623.28		
Other Debt Administration		Health Equipment		2,660.11	Total	3,961,521.47		
DEFERRED CHARGES	95,472.00	Library and Education Facilities						
SCHOOL, COUNTY, SPECIAL DISTRICT TAXES	12,396,332.82	Conservation and Recreation						
RESERVE FOR UNCOLLECTED TAXES	1,304,236.50	Other Expenditures		124,726.45				
TOTAL EXPENDITURES	22,304,984.19							

1005		CLINTON TOWN				PER CAPITA:		PER CENT:			
Population 1960	1,158	Net Valuation Taxable	9,087,961	TAX RATE:		Gross Debt	1,556.83	Gross Debt	20.15		
Population 1968	1,490	State Equalized Value	15,013,978	General Rate Per \$100.		Net Debt	1,035.53	Net Debt	13.40		
		Net Valuation on Which County Taxes are apportioned:	11,149,327	Effective Tax Rate		Debt Service		Tax Levy Collected	93.76		
Moody Rating				General Rate		Total Tax Levy	227.59	Tax Levy Cancelled, Abated or Adjusted	.14		
Land Area	1.34 Sq. Miles	State Equalization Ratio	.6053	Municipal Functions		Municipal Functions	107.93				
1968 EXPENDITURES		1968 REVENUES			1968 PROPERTY TAX						
GENERAL GOVERNMENT		1968 Property Taxes Collected			317,980.94		Local District School Taxes			129,090.25	
Governing Body & Public Boards		1968 Payments in Lieu of Taxes					Regional & Consolidated School Taxes			86,762.35	
Municipal Clerk		Delinquent Tax & Lien Collections			20,495.75		School Taxes in Municipal Budget				
Financial Administration		1,860.74	Business Personalty Replacement Taxes			24,891.00	County Taxes			51,890.76	
Assessment of Taxes		1,600.00	Taxes from Public Utilities			14,117.66	County Library Taxes			1,866.91	
Collection of Taxes		1,900.00	Other Miscellaneous Tax Revenues				Local Municipal Purpose Taxes			62,893.47	
Planning, Housing & Development		3,700.00	State Aid Revenues			11,034.00	Veteran & Senior Citizen Taxes			9,060.00	
Elections			Federal Aid Revenues				Total Taxes for Rate Computation			341,563.74	
General Administration (other)		13,489.26	Sale of Acquired Property				Special District Taxes				
JUDICIARY			Other Miscellaneous Revenues			7,543.74	Bank Stock Taxes			5,106.53	
Municipal Courts		2,500.00	Total 1968 Revenues			396,063.09	Added and Omitted Taxes			1,509.82	
PUBLIC SAFETY			Prior Years Surplus Appropriated			20,374.00	Total Taxes Levied			339,120.09	
Fire Protection		2,750.00	TOTAL REVENUES			416,437.09	1968 TAXES COLLECTED			317,980.94	
Police Protection		22,031.50					1968 Taxes Cancelled, Abated or Adjusted			478.08	
Civil Defense & Disaster Control		100.00					Transfer To Tax Title Liens				
Environmental Inspection & Control		775.00					Balance Outstanding Dec. 31, 1968			20,654.65	
Other Public Safety											
PUBLIC WORKS			1968 REAL PROPERTY VALUATIONS - ASSESSED				PRIOR YEARS TAXES OUTSTANDING				
Streets and Drainage		44,918.50	Code	Class	%		Balance January 1, 1968			21,546.38	
Sewers and Sewage Processing			1	Vacant Land	3.84	343,850.00	Collected in 1968			20,495.75	
Garbage and Trash Disposal		9,100.00	2	Residential	66.20	5,927,450.00	Cancelled, Abated or Adjusted (1968)				
Public Buildings and Grounds		6,450.00	3	Farm	1.59	142,800.00	Transfers to Tax Title Liens				
Other Public Works			4a	Commercial	27.47	2,459,750.00	Balance December 31, 1968			1,050.63	
HEALTH and WELFARE			4b	Industrial			TAX TITLE LIENS OUTSTANDING				
Health Services Except Environmental		1,450.00	4c	Apartments	.89	80,000.00	Balance January 1, 1968			15.74	
Welfare-Public Assistance		1,810.00	Total Valuation 99.99			8,953,850.00	Transfers From Taxes				
Hospitals, Clinics, First Aid			CAPITAL DEBT AUTHORIZED, DECEMBER 31, 1968				Redeemed in 1968				
Animal, Insect, & Rodent Control			ISSUED AND UNISSUED			GROSS DEBT	NET DEBT	Cancelled, Abated or Adjusted (1968)			
Other Welfare Services			School			731,380.59	96,686.86	Balance December 31, 1968		15.74	
RECREATION and CONSERVATION			Self-liquidating			1,588,304.12	1,446,260.92	PROPERTY ACQUIRED BY DEED OR FORECLOSURE			
Beaches and Boardwalks			Other				1,542,947.78	Balance January 1, 1968			
Parks, Playgrounds, Shade Trees		1,000.00	Total			2,319,684.71		Transfers From Liens			
Land Reclamation & Conservation			ISSUED AND OUTSTANDING				147,789.77	Sale for Cash (1968)			
Other Recreational Services		9,850.00	School				113,000.00	Cancelled, Abated or Adjusted (1968)			
EDUCATION (excluding schools)			Self-liquidating					Balance December 31, 1968			
Libraries		1,100.00	Other				260,789.77	CURRENT FINANCES DECEMBER 31, 1968			
Other Educational Services		900.00	Total					ASSETS			
STATUTORY EXPENDITURES			EQUALIZED VALUATION BASIS			11,510,438.00		Cash on Hand Dec. 31, 1968			169,809.33
Pensions & F. I. C. A.		2,968.00	1968 CAPITAL OUTLAY			1,316,515.74		Taxes Receivable			21,705.28
Employee Fringe Benefits			Beaches and Boardwalks					Tax Title Liens			15.74
Other Statutory Expenditures			Parks and Playgrounds					Foreclosed Property			
TOTAL MUNICIPAL FUNCTIONS		130,253.00	Public Buildings and Grounds					Emergencies & Other Deferred Charges			
CAPITAL IMPROVEMENTS			Vehicular Equipment					State Aid Receivable			42,929.00
DEBT SERVICE			Streets, Roads, Sidewalks, Storm Sewers					Other Receivables			5,000.00
Principal Payments			Sewer System			1,275,718.35		Total			239,459.35
Interest Payments			Water System			40,797.39		LIABILITIES			
Other Debt Administration			Other Utilities					Cash Liabilities			98,922.23
DEFERRED CHARGES			Hospitals and Clinics					Reserves For Receivables			26,721.02
SCHOOL, COUNTY, SPECIAL DISTRICT TAXES		269,610.27	Garbage and Trash Disposal Facilities					Surplus on Hand Dec. 31, 1968			113,816.10
RESERVE FOR UNCOLLECTED TAXES		30,566.00	Health Equipment					Total			239,459.35
TOTAL EXPENDITURES		430,429.27	Library and Education Facilities								
			Conservation and Recreation								
			Other Expenditures								

1006		CLINTON TWP.			PER CAPITA:		PER CENT:	
Population 1960	3,770	Net Valuation Taxable	35,201,937	TAX RATE:	Gross Debt	509.31	Gross Debt	6.61
Population 1968	4,860	State Equalized Value	41,907,067	General Rate Per \$100.	Net Debt	117.28	Net Debt	1.52
		Net Valuation on Which County Taxes		Effective Tax Rate	Debt Service		Tax Levy Collected	91.13
Moody Rating		are apportioned:	45,576,989	General Rate	Total Tax Levy	253.37	Tax Levy Cancelled, Abated	
Land Area	34.12 Sq. Miles	State Equalization Ratio	.8400	Municipal Functions	Municipal Functions	72.36	or Adjusted.	1.20
1968 EXPENDITURES		1968 REVENUES		1968 PROPERTY TAX				
GENERAL GOVERNMENT								
Governing Body & Public Boards		1968 Property Taxes Collected		1,122,246.72		Local District School Taxes		
Municipal Clerk		1968 Payments in Lieu of Taxes				Regional & Consolidated School Taxes		
Financial Administration	2,350.00	Delinquent Tax & Lien Collections		72,156.61		School Taxes in Municipal Budget		
Assessment of Taxes	3,650.00	Business Personalty Replacement Taxes		43,906.00		County Taxes		
Collection of Taxes	3,950.55	Taxes from Public Utilities		65,774.98		County Library Taxes		
Planning, Housing & Development	4,098.29	Other Miscellaneous Tax Revenues				Local Municipal Purpose Taxes		
Elections		State Aid Revenues		12,344.00		Veteran & Senior Citizen Taxes		
General Administration (other)	26,250.00	Federal Aid Revenues				Total Taxes for Rate Computation		
JUDICIARY		Sale of Acquired Property				Special District Taxes		
Municipal Courts	4,300.00	Other Miscellaneous Revenues		37,199.10		Bank Stock Taxes		
PUBLIC SAFETY		Total 1968 Revenues		1,353,627.41		Added and Omitted Taxes		
Fire Protection	13,400.00	Prior Years Surplus Appropriated		100,000.00		Total Taxes Levied		
Police Protection	19,750.00	TOTAL REVENUES		1,453,627.41		1968 TAXES COLLECTED		
Civil Defense & Disaster Control	350.00					1968 Taxes Cancelled, Abated or Adjusted		
Environmental Inspection & Control	2,500.00	1968 REAL PROPERTY VALUATIONS - ASSESSED				Transfer To Tax Title Liens		
Other Public Safety						Balance Outstanding Dec. 31, 1968		
PUBLIC WORKS								
Streets and Drainage	71,092.31							
Sewers and Sewage Processing								
Garbage and Trash Disposal								
Public Buildings and Grounds	5,800.00							
Other Public Works								
HEALTH and WELFARE								
Health Services Except Environmental	2,500.00							
Welfare-Public Assistance	2,800.00							
Hospitals, Clinics, First Aid								
Animal, Insect, & Rodent Control								
Other Welfare Services								
RECREATION and CONSERVATION								
Beaches and Boardwalks								
Parks, Playgrounds, Shade Trees								
Land Reclamation & Conservation								
Other Recreational Services								
EDUCATION (excluding schools)								
Libraries								
Other Educational Services								
STATUTORY EXPENDITURES								
Pensions & F. I. C. A.	6,500.00							
Employee Fringe Benefits	3,800.00							
Other Statutory Expenditures								
TOTAL MUNICIPAL FUNCTIONS	172,291.15							
CAPITAL IMPROVEMENTS	55,000.00							
DEBT SERVICE								
Principal Payments								
Interest Payments								
Other Debt Administration								
DEFERRED CHARGES	3,937.82							
SCHOOL, COUNTY, SPECIAL DISTRICT TAXES	1,148,750.41							
RESERVE FOR UNCOLLECTED TAXES	120,457.93							
TOTAL EXPENDITURES	1,500,437.31							

0207
Population 1960 **7,767**
Population 1968 **9,000**

Moody Rating
Land Area **3.17** Sq. Miles

Net Valuation Taxable **63,650,577**
State Equalized Value **78,271,737**
Net Valuation on Which County Taxes
are apportioned: **77,276,600**
State Equalization Ratio **.8132**

CLOSTER BORO

TAX RATE:
General Rate Per \$100. **3.77**
Effective Tax Rate
General Rate **3.06**
Municipal Functions **1.10**

PER CAPITA:
Gross Debt **337.28**
Net Debt **107.38**
Debt Service **2.59**
Total Tax Levy **261.49**
Municipal Functions **95.74**

PER CENT:
Gross Debt **4.12**
Net Debt **1.31**
Tax Levy Collected **98.42**
Tax Levy Cancelled, Abated
or Adjusted **.13**

1968 EXPENDITURES		1968 REVENUES		1968 PROPERTY TAX	
GENERAL GOVERNMENT		1968 Property Taxes Collected		Local District School Taxes	
Governing Body & Public Boards			2,316,383.84		910,958.83
Municipal Clerk		1968 Payments in Lieu of Taxes	12,904.99	Regional & Consolidated School Taxes	740,008.48
Financial Administration	5,300.00	Delinquent Tax & Lien Collections	51,777.34	School Taxes in Municipal Budget	
Assessment of Taxes	5,200.00	Business Personalty Replacement Taxes	53,980.00	County Taxes	273,460.87
Collection of Taxes	17,295.00	Taxes from Public Utilities	160,315.02	County Library Taxes	
Planning, Housing & Development	5,856.50	Other Miscellaneous Tax Revenues		Local Municipal Purpose Taxes	409,118.06
Elections	1,476.50	State Aid Revenues	3,930.00	Veteran & Senior Citizen Taxes	60,420.00
General Administration (other)	66,345.00	Federal Aid Revenues		Total Taxes for Rate Computation	2,393,966.24
JUDICIARY		Sale of Acquired Property	7,424.00	Special District Taxes	
Municipal Courts	4,400.00	Other Miscellaneous Revenues	69,734.34	Bank Stock Taxes	4,013.94
PUBLIC SAFETY		Total 1968 Revenues	2,676,449.53	Added and Omitted Taxes	15,909.44
Fire Protection	37,570.00	Prior Years Surplus Appropriated	108,000.00	Total Taxes Levied	2,353,469.62
Police Protection	184,900.00	TOTAL REVENUES	2,784,449.53	1968 TAXES COLLECTED	2,316,383.84
Civil Defense & Disaster Control	200.00			1968 Taxes Cancelled, Abated or Adjusted	3,201.07
Environmental Inspection & Control	5,700.00			Transfer To Tax Title Liens	172.48
Other Public Safety				Balance Outstanding Dec. 31, 1968	33,712.23
PUBLIC WORKS		1968 REAL PROPERTY VALUATIONS - ASSESSED		PRIOR YEARS TAXES OUTSTANDING	
Streets and Drainage	121,096.00	Code Class %		Balance January 1, 1968	65,111.12
Sewers and Sewage Processing		1 Vacant Land 2.44	1,514,580.00	Collected in 1968	51,777.34
Garbage and Trash Disposal	95,865.00	2 Residential 81.50	50,629,445.00	Cancelled, Abated or Adjusted (1968)	
Public Buildings and Grounds	16,685.00	3 Farm .04	25,350.00	Transfers to Tax Title Liens	
Other Public Works		4a Commercial 11.74	7,292,090.00	Balance December 31, 1968	13,333.78
HEALTH and WELFARE		4b Industrial 4.24	2,632,310.00	TAX TITLE LIENS OUTSTANDING	
Health Services Except Environmental	13,390.00	4c Apartments .05	31,700.00	Balance January 1, 1968	2,212.11
Welfare-Public Assistance	1,662.00	Total Valuation 100.01	62,125,475.00	Transfers From Taxes	172.48
Hospitals, Clinics, First Aid	5,000.00	CAPITAL DEBT AUTHORIZED, DECEMBER 31, 1968		Redeemed in 1968	
Animal, Insect, & Rodent Control		ISSUED AND UNISSUED	GROSS DEBT 2,064,331.08	Cancelled, Abated or Adjusted (1968)	
Other Welfare Services		School		Balance December 31, 1968	2,384.59
RECREATION and CONSERVATION		Self-liquidating	971,245.49	PROPERTY ACQUIRED BY DEED OR FORECLOSURE	
Beaches and Boardwalks		Other		Balance January 1, 1968	126,031.25
Parks, Playgrounds, Shade Trees	5,750.00	Total	3,035,576.57	Transfers From Liens	
Land Reclamation & Conservation		ISSUED AND OUTSTANDING		Sale for Cash (1968)	7,424.00
Other Recreational Services	19,510.00	School	2,068,758.31	Cancelled, Abated or Adjusted (1968)	
EDUCATION (excluding schools)		Self-liquidating	521,440.26	Balance December 31, 1968	118,607.25
Libraries	35,300.00	Other	2,590,198.57	CURRENT FINANCES DECEMBER 31, 1968	
Other Educational Services		Total	2,590,198.57	ASSETS	
STATUTORY EXPENDITURES		EQUALIZED VALUATION BASIS		Cash on Hand Dec. 31, 1968	461,755.95
Pensions & F. I. C. A.	45,605.00	1968 CAPITAL OUTLAY	358,345.54	Taxes Receivable	47,046.01
Employee Fringe Benefits	26,019.00	Beaches and Boardwalks		Tax Title Liens	2,384.59
Other Statutory Expenditures		Parks and Playgrounds		Foreclosed Property	118,607.25
TOTAL MUNICIPAL FUNCTIONS	720,125.00	Public Buildings and Grounds	111,556.25	Emergencies & Other Deferred Charges	43,225.00
CAPITAL IMPROVEMENTS	40,000.00	Vehicular Equipment	38,086.08	State Aid Receivable	
DEBT SERVICE		Streets, Roads, Sidewalks, Storm Sewers	13,183.72	Other Receivables	4,606.86
Principal Payments	10,000.00	Sewer System	52,000.00	Total	677,625.66
Interest Payments	13,352.00	Water System		LIABILITIES	
Other Debt Administration		Other Utilities		Cash Liabilities	346,284.42
DEFERRED CHARGES	20,023.24	Hospitals and Clinics		Reserves For Receivables	172,644.71
SCHOOL, COUNTY, SPECIAL DISTRICT TAXES	1,924,428.18	Garbage and Trash Disposal Facilities		Surplus on Hand Dec. 31, 1968	158,696.53
RESERVE FOR UNCOLLECTED TAXES	58,202.76	Health Equipment		Total	677,625.66
TOTAL EXPENDITURES	2,786,131.18	Library and Education Facilities			
		Conservation and Recreation			
		Other Expenditures	143,519.49		

0412		COLLINGSWOOD BORO			PER CAPITA:		PER CENT:	
Population 1960	17,370	Net Valuation Taxable	36,859,515	TAX RATE:	Gross Debt	157.33	Gross Debt	3.85
Population 1968	18,540	State Equalized Value	78,541,476	General Rate Per \$100.	Net Debt	19.68	Net Debt	.48
		Net Valuation on Which County Taxes		Effective Tax Rate	Debt Service	2.38	Tax Levy Collected	94.29
Moody Rating	AA	are apportioned:	78,713,281	General Rate	Total Tax Levy	151.00	Tax Levy Cancelled, Abated	
Land Area	1.99 Sq. Miles	State Equalization Ratio	.4693	Municipal Functions	Municipal Functions	57.57	or Adjusted	.14
1968 EXPENDITURES		1968 REVENUES			1968 PROPERTY TAX			
GENERAL GOVERNMENT		1968 Property Taxes Collected			2,640,093.92			
Governing Body & Public Boards		1968 Payments in Lieu of Taxes			Local District School Taxes			
Municipal Clerk		Delinquent Tax & Lien Collections			Regional & Consolidated School Taxes			
Financial Administration	4,500.00	Business Personalty Replacement Taxes			School Taxes in Municipal Budget			
Assessment of Taxes	9,800.00	Taxes from Public Utilities			County Taxes			
Collection of Taxes	21,000.00	Other Miscellaneous Tax Revenues			County Library Taxes			
Planning, Housing & Development	2,450.00	State Aid Revenues			Local Municipal Purpose Taxes			
Elections	2,525.00	Federal Aid Revenues			Veteran & Senior Citizen Taxes			
General Administration (other)	80,225.00	Sale of Acquired Property			Total Taxes for Rate Computation			
JUDICIARY		Other Miscellaneous Revenues			Special District Taxes			
Municipal Courts	11,310.00	Total 1968 Revenues			Bank Stock Taxes			
PUBLIC SAFETY		Prior Years Surplus Appropriated			Added and Omitted Taxes			
Fire Protection	79,990.00	TOTAL REVENUES			Total Taxes Levied			
Police Protection	232,122.00	1968 REAL PROPERTY VALUATIONS - ASSESSED			1968 TAXES COLLECTED			
Civil Defense & Disaster Control	3,550.00				1968 Taxes Cancelled, Abated or Adjusted			
Environmental Inspection & Control					Transfer To Tax Title Liens			
Other Public Safety					Balance Outstanding Dec. 31, 1968			
PUBLIC WORKS								
Streets and Drainage	218,700.00							
Sewers and Sewage Processing								
Garbage and Trash Disposal	18,800.00							
Public Buildings and Grounds	16,350.00							
Other Public Works								
HEALTH and WELFARE								
Health Services Except Environmental	5,120.00							
Welfare-Public Assistance	3,655.00							
Hospitals, Clinics, First Aid								
Animal, Insect, & Rodent Control								
Other Welfare Services								
RECREATION and CONSERVATION								
Beaches and Boardwalks								
Parks, Playgrounds, Shade Trees	20,370.00							
Land Reclamation & Conservation								
Other Recreational Services	75.00							
EDUCATION (excluding schools)								
Libraries	37,935.00							
Other Educational Services								
STATUTORY EXPENDITURES								
Pensions & F. I. C. A.	66,000.00							
Employee Fringe Benefits	5,500.00							
Other Statutory Expenditures								
TOTAL MUNICIPAL FUNCTIONS	839,977.00							
CAPITAL IMPROVEMENTS	8,000.00							
DEBT SERVICE								
Principal Payments	35,000.00							
Interest Payments	9,201.35							
Other Debt Administration								
DEFERRED CHARGES	2,070.52							
SCHOOL, COUNTY, SPECIAL DISTRICT TAXES	2,250,773.54							
RESERVE FOR UNCOLLECTED TAXES	173,252.48							
TOTAL EXPENDITURES	3,318,274.89							

1309
Population 1960 2,619
Population 1968 3,400

Moody Rating
Land Area 31.60 Sq. Miles

Net Valuation Taxable 54,314,505
State Equalized Value 59,660,045
Net Valuation on Which County Taxes
are apportioned: 59,881,920
State Equalization Ratio .9104

COLTS NECK TWP
TAX RATE:
General Rate Per \$100. 2.50
Effective Tax Rate
General Rate 2.27
Municipal Functions .71

PER CAPITA:
Gross Debt 1,541.42
Net Debt 338.20
Debt Service 7.82
Total Tax Levy 402.31
Municipal Functions 125.01

PER CENT:
Gross Debt 9.65
Net Debt 2.11
Tax Levy Collected 96.67
Tax Levy Cancelled, Abated
or Adjusted

1968 EXPENDITURES		1968 REVENUES		1968 PROPERTY TAX	
GENERAL GOVERNMENT		1968 Property Taxes Collected		Local District School Taxes	
Governing Body & Public Boards			1,322,388.30		740,594.95
Municipal Clerk		1968 Payments In Lieu of Taxes		Regional & Consolidated School Taxes	231,137.10
Financial Administration	4,200.00	Delinquent Tax & Lien Collections	32,563.63	School Taxes in Municipal Budget	
Assessment of Taxes	6,200.00	Business Personalty Replacement Taxes	16,688.00	County Taxes	350,373.37
Collection of Taxes	2,307.36	Taxes from Public Utilities	227,775.04	County Library Taxes	12,624.41
Planning, Housing & Development	2,562.50	Other Miscellaneous Tax Revenues		Local Municipal Purpose Taxes	
Elections	1,813.85	State Aid Revenues	4,349.00	Veteran & Senior Citizen Taxes	21,640.00
General Administration (other)	32,734.92	Federal Aid Revenues		Total Taxes for Rate Computation	1,356,369.83
JUDICIARY		Sale of Acquired Property		Special District Taxes	
Municipal Courts	4,550.00	Other Miscellaneous Revenues	50,453.65	Bank Stock Taxes	276.08
PUBLIC SAFETY		Total 1968 Revenues	1,654,217.62	Added and Omitted Taxes	32,869.65
Fire Protection	8,000.00	Prior Years Surplus Appropriated	145,000.00	Total Taxes Levied	1,367,875.56
Police Protection	6,874.56	TOTAL REVENUES	1,799,217.62	1968 TAXES COLLECTED	1,322,388.30
Civil Defense & Disaster Control				1968 Taxes Cancelled, Abated or Adjusted	
Environmental Inspection & Control	2,200.00			Transfer To Tax Title Liens	
Other Public Safety				Balance Outstanding Dec. 31, 1968	45,211.18
PUBLIC WORKS		1968 REAL PROPERTY VALUATIONS - ASSESSED		PRIOR YEARS TAXES OUTSTANDING	
Streets and Drainage	132,450.88	Code	Class	%	Balance January 1, 1968
Sewers and Sewage Processing		1	Vacant Land	5.96	32,961.14
Garbage and Trash Disposal	1,920.00	2	Residential	62.43	32,563.63
Public Buildings and Grounds	16,600.00	3	Farm	23.06	
Other Public Works		4a	Commercial	7.24	Collected in 1968
HEALTH and WELFARE		4b	Industrial	1.31	32,563.63
Health Services Except Environmental	4,891.00	4c	Apartments		Cancelled, Abated or Adjusted (1968)
Welfare-Public Assistance	1,800.00	Total Valuation	100.00	698,350.00	Transfers to Tax Title Liens
Hospitals, Clinics, First Aid	3,000.00			53,358,543.00	Balance December 31, 1968
Animal, Insect, & Rodent Control		CAPITAL DEBT AUTHORIZED, DECEMBER 31, 1968		TAX TITLE LIENS OUTSTANDING	
Other Welfare Services		ISSUED AND UNISSUED	GROSS DEBT	NET DEBT	Balance January 1, 1968
RECREATION and CONSERVATION		School	4,810,931.51	719,984.40	1,634.50
Beaches and Boardwalks		Self-liquidating	429,898.15	429,898.15	Transfers From Taxes
Parks, Playgrounds, Shade Trees	5,000.00	Other	5,240,829.66	1,149,882.55	Redeemed in 1968
Land Reclamation & Conservation		Total			Cancelled, Abated or Adjusted (1968)
Other Recreational Services	2,700.00	ISSUED AND OUTSTANDING			Balance December 31, 1968
EDUCATION (excluding schools)		School		3,394,089.89	1,634.50
Libraries		Self-liquidating		200,000.00	PROPERTY ACQUIRED BY DEED OR FORECLOSURE
Other Educational Services	70,000.00	Other		3,594,089.89	Balance January 1, 1968
STATUTORY EXPENDITURES		Total			Transfers From Liens
Pensions & F. I. C. A.	4,970.93	EQUALIZED VALUATION BASIS	54,283,853.33		Sale for Cash (1968)
Employee Fringe Benefits		1968 CAPITAL OUTLAY	3,886.08		Cancelled, Abated or Adjusted (1968)
Other Statutory Expenditures		Beaches and Boardwalks			Balance December 31, 1968
TOTAL MUNICIPAL FUNCTIONS	314,776.00	Parks and Playgrounds	3,886.08		CURRENT FINANCES DECEMBER 31, 1968
CAPITAL IMPROVEMENTS	7,500.00	Public Buildings and Grounds			ASSETS
DEBT SERVICE		Vehicular Equipment			Cash on Hand Dec. 31, 1968
Principal Payments	26,600.00	Streets, Roads, Sidewalks, Storm Sewers			811,050.66
Interest Payments		Sewer System			Taxes Receivable
Other Debt Administration		Water System			45,608.69
DEFERRED CHARGES	7,900.00	Other Utilities			Tax Title Liens
SCHOOL, COUNTY, SPECIAL DISTRICT TAXES	1,334,729.83	Hospitals and Clinics			1,634.50
RESERVE FOR UNCOLLECTED TAXES	68,261.00	Garbage and Trash Disposal Facilities			Foreclosed Property
TOTAL EXPENDITURES	1,759,766.83	Health Equipment			Emergencies & Other Deferred Charges
		Library and Education Facilities			11,600.00
		Conservation and Recreation			State Aid Receivable
		Other Expenditures			23,344.00
					Other Receivables
					898.64
					Total
					894,136.49
					LIABILITIES
					Cash Liabilities
					589,054.50
					Reserves For Receivables
					48,141.83
					Surplus on Hand Dec. 31, 1968
					256,940.16
					Total
					894,136.49

0602		COMMERCIAL TWP			PER CAPITA:		PER CENT:	
Population 1960	3,244	Net Valuation Taxable	3,049,760	TAX RATE:	Gross Debt	111.95	Gross Debt	4.35
Population 1968	3,930	State Equalized Value	11,876,012	General Rate Per \$100.	Net Debt	34.75	Net Debt	1.35
		Net Valuation on Which County Taxes		Effective Tax Rate	Debt Service		Tax Levy Collected	94.05
Moody Rating		are apportioned:	11,042,805	General Rate	Total Tax Levy	90.15	Tax Levy Cancelled, Abated	
Land Area	34.00 Sq. Miles	State Equalization Ratio	.2568	Municipal Functions	Municipal Functions	59.40	or Adjusted	
1968 EXPENDITURES		1968 REVENUES			1968 PROPERTY TAX			
GENERAL GOVERNMENT								
Governing Body & Public Boards	4,500.00	1968 Property Taxes Collected			Local District School Taxes			
Municipal Clerk	1,200.00	1968 Payments in Lieu of Taxes			Regional & Consolidated School Taxes			
Financial Administration	3,300.00	Delinquent Tax & Lien Collections			School Taxes in Municipal Budget			
Assessment of Taxes	24,900.00	Business Personalty Replacement Taxes			County Taxes			
Collection of Taxes	7,700.00	Taxes from Public Utilities			County Library Taxes			
Planning, Housing & Development	500.00	Other Miscellaneous Tax Revenues			Local Municipal Purpose Taxes			
Elections	1,700.00	State Aid Revenues			Veteran & Senior Citizen Taxes			
General Administration (other)	9,900.00	Federal Aid Revenues			Total Taxes for Rate Computation			
JUDICIARY		Sale of Acquired Property			Special District Taxes			
Municipal Courts	3,200.00	Other Miscellaneous Revenues			Bank Stock Taxes			
PUBLIC SAFETY		Total 1968 Revenues			Added and Omitted Taxes			
Fire Protection		Prior Years Surplus Appropriated			Total Taxes Levied			
Police Protection	1,300.00	TOTAL REVENUES			1968 TAXES COLLECTED			
Civil Defense & Disaster Control	500.00				1968 Taxes Cancelled, Abated or Adjusted			
Environmental Inspection & Control	2,100.00	1968 REAL PROPERTY VALUATIONS - ASSESSED			Transfer To Tax Title Liens			
Other Public Safety					Balance Outstanding Dec. 31, 1968			
PUBLIC WORKS								
Streets and Drainage	35,900.00							
Sewers and Sewage Processing	21,000.00							
Garbage and Trash Disposal	10,000.00							
Public Buildings and Grounds	7,240.00							
Other Public Works								
HEALTH and WELFARE								
Health Services Except Environmental	6,200.00							
Welfare-Public Assistance	2,150.00							
Hospitals, Clinics, First Aid								
Animal, Insect, & Rodent Control	6,000.00							
Other Welfare Services								
RECREATION and CONSERVATION								
Beaches and Boardwalks								
Parks, Playgrounds, Shade Trees	1,100.00							
Land Reclamation & Conservation								
Other Recreational Services	2,000.00							
EDUCATION (excluding schools)								
Libraries								
Other Educational Services								
STATUTORY EXPENDITURES								
Pensions & F. I. C. A.	1,400.00							
Employee Fringe Benefits								
Other Statutory Expenditures								
TOTAL MUNICIPAL FUNCTIONS	153,790.00							
CAPITAL IMPROVEMENTS	2,000.00							
DEBT SERVICE								
Principal Payments								
Interest Payments								
Other Debt Administration								
DEFERRED CHARGES	8,700.00							
SCHOOL, COUNTY, SPECIAL DISTRICT TAXES	319,231.67							
RESERVE FOR UNCOLLECTED TAXES	68,955.50							
TOTAL EXPENDITURES	552,677.17							

0106		CORBIN CITY				TAX RATE:		PER CAPITA:		PER CENT:		
Population 1960	271	Net Valuation Taxable	515,766	State Equalized Value	1,081,497	General Rate Per \$100.	7.38	Gross Debt		Gross Debt		
Population 1968	280	Net Valuation on Which County Taxes are apportioned:	992,724	Effective Tax Rate				Net Debt		Net Debt		
Moody Rating				General Rate	3.51	Debt Service		Total Tax Levy	126.15	Tax Levy Collected	86.00	
Land Area	8.92 Sq. Miles	State Equalization Ratio	.4769	Municipal Functions	1.98			Total Tax Levy	126.15	Tax Levy Cancelled, Abated or Adjusted		
1968 EXPENDITURES		1968 REVENUES						1968 PROPERTY TAX				
GENERAL GOVERNMENT		1968 Property Taxes Collected				30,380.70		Local District School Taxes				27,119.00
Governing Body & Public Boards		1968 Payments in Lieu of Taxes						Regional & Consolidated School Taxes				
Municipal Clerk		720.00				6,897.22		School Taxes in Municipal Budget				
Financial Administration		590.00				1,158.00		County Taxes				8,028.54
Assessment of Taxes		1,900.00				6,255.68		County Library Taxes				81.72
Collection of Taxes		400.00				1,465.00		Local Municipal Purpose Taxes				94.91
Planning, Housing & Development		3,150.00				2,936.00		Veteran & Senior Citizen Taxes				2,730.00
Elections		715.00				3,151.74		Total Taxes for Rate Computation				38,054.17
General Administration (other)		250.00				52,244.34		Special District Taxes				
JUDICIARY		35.00				13,000.00		Bank Stock Taxes				
Municipal Courts		10.00				65,244.34		Added and Omitted Taxes				
PUBLIC SAFETY		TOTAL REVENUES						Total Taxes Levied				35,324.17
Fire Protection								1968 TAXES COLLECTED				30,380.70
Police Protection								1968 Taxes Cancelled, Abated or Adjusted				
Civil Defense & Disaster Control								Transfer To Tax Title Liens				
Environmental Inspection & Control								Balance Outstanding Dec. 31, 1968				4,943.47
Other Public Safety								PRIOR YEARS TAXES OUTSTANDING				
PUBLIC WORKS		1968 REAL PROPERTY VALUATIONS - ASSESSED						Balance January 1, 1968				6,930.68
Streets and Drainage		Code Class %				38,380.00		Collected in 1968				6,340.05
Sewers and Sewage Processing		1 Vacant Land 7.62				332,445.00		Cancelled, Abated or Adjusted (1968)				
Garbage and Trash Disposal		2 Residential 66.03				62,615.00		Transfers to Tax Title Liens				
Public Buildings and Grounds		3 Farm 12.44				55,545.00		Balance December 31, 1968				590.63
Other Public Works		4a Commercial 11.03				14,470.00		TAX TITLE LIENS OUTSTANDING				
HEALTH and WELFARE		4b Industrial 2.87				503,455.00		Balance January 1, 1968				24,768.01
Health Services Except Environmental		Total Valuation 99.99						Transfers From Taxes				
Welfare-Public Assistance								Redeemed in 1968				557.17
Hospitals, Clinics, First Aid								Cancelled, Abated or Adjusted (1968)				
Animal, Insect, & Rodent Control								Balance December 31, 1968				24,210.84
Other Welfare Services								PROPERTY ACQUIRED BY DEED OR FORECLOSURE				
RECREATION and CONSERVATION		ISSUED AND UNISSUED						Balance January 1, 1968				1,825.00
Beaches and Boardwalks		GROSS DEBT						Transfers From Liens				
Parks, Playgrounds, Shade Trees		NET DEBT						Sale for Cash (1968)				
Land Reclamation & Conservation		ISSUED AND OUTSTANDING						Cancelled, Abated or Adjusted (1968)				
Other Recreational Services		School						Balance December 31, 1968				1,825.00
EDUCATION (excluding schools)		Self-liquidating						CURRENT FINANCES DECEMBER 31, 1968				
Libraries		Other						ASSETS				
Other Educational Services		Total						Cash on Hand Dec. 31, 1968				27,277.29
STATUTORY EXPENDITURES		EQUALIZED VALUATION BASIS				998,898.33		Taxes Receivable				5,534.10
Pensions & F. I. C. A.		1968 CAPITAL OUTLAY						Tax Title Liens				24,210.84
Employee Fringe Benefits		Beaches and Boardwalks						Foreclosed Property				1,825.00
Other Statutory Expenditures		Parks and Playgrounds						Emergencies & Other Deferred Charges				36.85
TOTAL MUNICIPAL FUNCTIONS		Public Buildings and Grounds						State Aid Receivable				3,962.36
CAPITAL IMPROVEMENTS		Vehicular Equipment						Other Receivables				23.07
DEBT SERVICE		Streets, Roads, Sidewalks, Storm Sewers						Total				62,869.51
Principal Payments		Sewer System						LIABILITIES				
Interest Payments		Water System						Cash Liabilities				8,126.41
Other Debt Administration		Other Utilities						Reserves For Receivables				31,593.01
DEFERRED CHARGES		Hospitals and Clinics						Surplus on Hand Dec. 31, 1968				23,150.09
SCHOOL, COUNTY, SPECIAL DISTRICT TAXES		Garbage and Trash Disposal Facilities						Total				62,869.51
RESERVE FOR UNCOLLECTED TAXES		Health Equipment										
TOTAL EXPENDITURES		Library and Education Facilities										
		Conservation and Recreation										
		Other Expenditures										

1202		CRANBURY TWP			PER CAPITA:	PER CENT:
Population 1960	2,001	Net Valuation Taxable	16,218,026	TAX RATE:	Gross Debt 418.57	Gross Debt 2.77
Population 1968	2,530	State Equalized Value	33,801,638	General Rate Per \$100. 5.55	Net Debt	Net Debt
Moody Rating		Net Valuation on Which County Taxes are apportioned:	37,511,648	Effective Tax Rate 2.66	Debt Service	Tax Levy Collected 95.90
Land Area 13.10 Sq. Miles		State Equalization Ratio	.4798	General Rate 1.01	Total Tax Levy 353.88	Tax Levy Cancelled, Abated or Adjusted .23
1968 EXPENDITURES		1968 REVENUES		1968 PROPERTY TAX		
GENERAL GOVERNMENT		1968 Property Taxes Collected		858,686.66		
Governing Body & Public Boards		1968 Payments in Lieu of Taxes		34,928.60		
Municipal Clerk		Delinquent Tax & Lien Collections		66,218.00		
Financial Administration		Business Personalty Replacement Taxes		56,969.10		
Assessment of Taxes		Taxes from Public Utilities		15,083.00		
Collection of Taxes		Other Miscellaneous Tax Revenues		22,222.47		
Planning, Housing & Development		State Aid Revenues		40,150.00		
Elections		Federal Aid Revenues		1,094,257.83		
General Administration (other)		Sale of Acquired Property		1968 TAXES COLLECTED		
JUDICIARY		Other Miscellaneous Revenues		1968 Taxes Cancelled, Abated or Adjusted		
Municipal Courts		Total 1968 Revenues		Transfer To Tax Title Liens		
PUBLIC SAFETY		Prior Years Surplus Appropriated		Balance Outstanding Dec. 31, 1968		
Fire Protection		TOTAL REVENUES		PRIOR YEARS TAXES OUTSTANDING		
Police Protection		1968 REAL PROPERTY VALUATIONS - ASSESSED		Balance January 1, 1968		
Civil Defense & Disaster Control		Code Class %		Collected in 1968		
Environmental Inspection & Control		1 Vacant Land 7.53		Cancelled, Abated or Adjusted (1968)		
Other Public Safety		2 Residential 38.74		Transfers to Tax Title Liens		
PUBLIC WORKS		3 Farm 16.89		Balance December 31, 1968		
Streets and Drainage		4a Commercial 6.13		TAX TITLE LIENS OUTSTANDING		
Sewers and Sewage Processing		4b Industrial 30.52		Balance January 1, 1968		
Garbage and Trash Disposal		4c Apartments .21		Transfers From Taxes		
Public Buildings and Grounds		Total Valuation 100.00		Redeemed in 1968		
Other Public Works		CAPITAL DEBT AUTHORIZED, DECEMBER 31, 1968		Cancelled, Abated or Adjusted (1968)		
HEALTH and WELFARE		ISSUED AND UNISSUED		Balance December 31, 1968		
Health Services Except Environmental		GROSS DEBT		PROPERTY ACQUIRED BY DEED OR FORECLOSURE		
Welfare-Public Assistance		NET DEBT		Balance January 1, 1968		
Hospitals, Clinics, First Aid		SCHOOL		Transfers From Liens		
Animal, Insect, & Rodent Control		Self-liquidating		Sale for Cash (1968)		
Other Welfare Services		Other		Cancelled, Abated or Adjusted (1968)		
RECREATION and CONSERVATION		Total		Balance December 31, 1968		
Beaches and Boardwalks		ISSUED AND OUTSTANDING		CURRENT FINANCES DECEMBER 31, 1968		
Parks, Playgrounds, Shade Trees		SCHOOL		ASSETS		
Land Reclamation & Conservation		Self-liquidating		Cash on Hand Dec. 31, 1968		
Other Recreational Services		Other		Taxes Receivable		
EDUCATION (excluding schools)		Total		Tax Title Liens		
Libraries		EQUALIZED VALUATION BASIS		Foreclosed Property		
Other Educational Services		1968 CAPITAL OUTLAY		Emergencies & Other Deferred Charges		
STATUTORY EXPENDITURES		Beaches and Boardwalks		State Aid Receivable		
Pensions & F. I. C. A.		Parks and Playgrounds		Other Receivables		
Employee Fringe Benefits		Public Buildings and Grounds		Total		
Other Statutory Expenditures		Vehicular Equipment		LIABILITIES		
TOTAL MUNICIPAL FUNCTIONS		Streets, Roads, Sidewalks, Storm Sewers		Cash Liabilities		
CAPITAL IMPROVEMENTS		Sewer System		Reserves For Receivables		
DEBT SERVICE		Water System		Surplus on Hand Dec. 31, 1968		
Principal Payments		Other Utilities		Total		
Interest Payments		Hospitals and Clinics				
Other Debt Administration		Garbage and Trash Disposal Facilities				
DEFERRED CHARGES		Health Equipment				
SCHOOL, COUNTY, SPECIAL DISTRICT TAXES		Library and Education Facilities				
RESERVE FOR UNCOLLECTED TAXES		Conservation and Recreation				
TOTAL EXPENDITURES		Other Expenditures				

2003		CRANFORD TWP				PER CAPITA:		PER CENT:			
Population 1960	26,424	Net Valuation Taxable	96,960,000	TAX RATE:		Gross Debt	246.45	Gross Debt	3.56		
Population 1968	28,930	State Equalized Value	216,139,099	General Rate Per \$100.	6.37	Net Debt	22.74	Net Debt	.32		
		Net Valuation on Which County Taxes are apportioned:	214,617,135	Effective Tax Rate		Debt Service	2.50	Tax Levy Collected	98.35		
Moody Rating	A			General Rate	2.85	Total Tax Levy	210.58	Tax Levy Cancelled, Abated or Adjusted	.05		
Land Area	4.90 Sq. Miles	State Equalization Ratio	.4486	Municipal Functions	1.20	Municipal Functions	90.01				
1968 EXPENDITURES		1968 REVENUES			1968 PROPERTY TAX						
GENERAL GOVERNMENT		1968 Property Taxes Collected			5,991,806.32	Local District School Taxes				4,150,847.00	
Governing Body & Public Boards		1968 Payments in Lieu of Taxes			32,400.15	Regional & Consolidated School Taxes					
Municipal Clerk		Delinquent Tax & Lien Collections			99,044.65	School Taxes in Municipal Budget					
Financial Administration		18,846.00	Business Personalty Replacement Taxes			195,929.00	County Taxes				881,458.54
Assessment of Taxes		17,250.00	Taxes from Public Utilities			508,977.47	County Library Taxes				
Collection of Taxes		28,222.91	Other Miscellaneous Tax Revenues				Local Municipal Purpose Taxes				962,888.83
Planning, Housing & Development		8,100.00	State Aid Revenues			38,052.06	Veteran & Senior Citizen Taxes				172,770.00
Elections		3,500.00	Federal Aid Revenues				Total Taxes for Rate Computation				6,167,964.37
General Administration (other)		106,605.00	Sale of Acquired Property			137,963.50	Special District Taxes				
JUDICIARY			Other Miscellaneous Revenues			212,186.89	Bank Stock Taxes				9,183.17
Municipal Courts		23,155.00	Total 1968 Revenues			7,216,360.04	Added and Omitted Taxes				87,802.27
PUBLIC SAFETY			Prior Years Surplus Appropriated			750,000.00	Total Taxes Levied				6,092,179.81
Fire Protection		324,425.00	TOTAL REVENUES			7,966,360.04	1968 TAXES COLLECTED				5,991,806.32
Police Protection		480,550.00	1968 REAL PROPERTY VALUATIONS - ASSESSED				1968 Taxes Cancelled, Abated or Adjusted				3,113.86
Civil Defense & Disaster Control		13,660.00	Code Class %				Transfer To Tax Title Liens				2,825.68
Environmental Inspection & Control		19,583.00	1 Vacant Land 1.52			1,447,200.00	Balance Outstanding Dec. 31, 1968				102,950.62
Other Public Safety			2 Residential 78.46			74,657,400.00	PRIOR YEARS TAXES OUTSTANDING				
PUBLIC WORKS			3 Farm .02			21,000.00	Balance January 1, 1968				110,300.70
Streets and Drainage		325,950.00	4a Commercial 10.06			9,570,900.00	Collected in 1968				99,044.65
Sewers and Sewage Processing		106,285.40	4b Industrial 6.94			6,601,100.00	Cancelled, Abated or Adjusted (1968)				932.17
Garbage and Trash Disposal		61,600.00	4c Apartments 3.00			2,857,000.00	Transfers to Tax Title Liens				1,543.35
Public Buildings and Grounds		7,400.00	Total Valuation 100.00			95,154,600.00	Balance December 31, 1968				8,780.53
Other Public Works			CAPITAL DEBT AUTHORIZED, DECEMBER 31, 1968				TAX TITLE LIENS OUTSTANDING				
HEALTH and WELFARE			ISSUED AND UNISSUED				Balance January 1, 1968				2,747.37
Health Services Except Environmental		41,743.00	School			6,174,000.00	Transfers From Taxes				4,589.96
Welfare-Public Assistance		13,985.00	Self-liquidating			295,000.00	Redeemed in 1968				
Hospitals, Clinics, First Aid		9,200.00	Other			661,049.80	Cancelled, Abated or Adjusted (1968)				7,337.33
Animal, Insect, & Rodent Control			Total			7,130,049.80	Balance December 31, 1968				
Other Welfare Services			ISSUED AND OUTSTANDING				PROPERTY ACQUIRED BY DEED OR FORECLOSURE				
RECREATION and CONSERVATION			School			6,074,000.00	Balance January 1, 1968				1,657,263.50
Beaches and Boardwalks			Self-liquidating			295,000.00	Transfers From Liens				
Parks, Playgrounds, Shade Trees		53,400.00	Other			661,049.80	Sale for Cash (1968)				137,963.50
Land Reclamation & Conservation			Total			7,030,049.80	Cancelled, Abated or Adjusted (1968)				
Other Recreational Services		58,003.00	EQUALIZED VALUATION BASIS			200,097,897.67	Balance December 31, 1968				1,519,300.00
EDUCATION (excluding schools)			1968 CAPITAL OUTLAY			27,763.56	CURRENT FINANCES DECEMBER 31, 1968				
Libraries		123,500.00	Beaches and Boardwalks			16,224.19	ASSETS				
Other Educational Services			Parks and Playgrounds			1,313.42	Cash on Hand Dec. 31, 1968				1,498,479.95
STATUTORY EXPENDITURES			Public Buildings and Grounds				Taxes Receivable				111,731.15
Pensions & F. I. C. A.		183,000.00	Vehicular Equipment			10,225.95	Tax Title Liens				7,337.33
Employee Fringe Benefits		61,000.00	Streets, Roads, Sidewalks, Storm Sewers				Foreclosed Property				1,519,300.00
Other Statutory Expenditures			Sewer System				Emergencies & Other Deferred Charges				
TOTAL MUNICIPAL FUNCTIONS		2,088,963.31	Water System				State Aid Receivable				13,884.00
CAPITAL IMPROVEMENTS		74,000.00	Other Utilities				Other Receivables				5,585.39
DEBT SERVICE			Hospitals and Clinics				Total				3,156,317.82
Principal Payments		50,000.00	Garbage and Trash Disposal Facilities				LIABILITIES				
Interest Payments		22,539.00	Health Equipment				Cash Liabilities				238,756.41
Other Debt Administration			Library and Education Facilities				Reserves For Receivables				1,643,953.87
DEFERRED CHARGES		8,260.50	Conservation and Recreation				Surplus on Hand Dec. 31, 1968				1,273,607.54
SCHOOL, COUNTY, SPECIAL DISTRICT TAXES		5,032,305.54	Other Expenditures				Total				3,156,317.82
RESERVE FOR UNCOLLECTED TAXES		360,259.10									
TOTAL EXPENDITURES		7,636,327.45									

0208		CRESSKILL BORO				PER CAPITA:		PER CENT:	
Population 1960	7,290	Net Valuation Taxable	58,348,108	TAX RATE:		Gross Debt	377.53	Gross Debt	4.85
Population 1968	8,360	State Equalized Value	68,275,342	General Rate Per \$100.		Net Debt	42.82	Net Debt	.55
		Net Valuation on Which County Taxes		Effective Tax Rate		Debt Service	3.14	Tax Levy Collected	98.56
Moody Rating	BAA	are apportioned:	66,829,652	General Rate		Total Tax Levy	227.36	Tax Levy Cancelled, Abated	
Land Area	2.00 Sq. Miles	State Equalization Ratio	.8546	Municipal Functions		Municipal Functions	83.93	or Adjusted	.24
1968 EXPENDITURES		1968 REVENUES			1968 PROPERTY TAX				
GENERAL GOVERNMENT		1968 Property Taxes Collected			1,873,518.49	Local District School Taxes			1,364,436.75
Governing Body & Public Boards		1968 Payments in Lieu of Taxes			21,747.81	Regional & Consolidated School Taxes			
Municipal Clerk		Delinquent Tax & Lien Collections			33,403.40	School Taxes in Municipal Budget			
Financial Administration	7,600.00	Business Personalty Replacement Taxes			31,920.00	County Taxes			236,701.61
Assessment of Taxes	6,956.00	Taxes from Public Utilities			136,766.36	County Library Taxes			
Collection of Taxes	11,328.00	Other Miscellaneous Tax Revenues				Local Municipal Purpose Taxes			284,677.92
Planning, Housing & Development	1,920.00	State Aid Revenues			3,654.00	Veteran & Senior Citizen Taxes			58,150.00
Elections	1,009.25	Federal Aid Revenues				Total Taxes for Rate Computation			1,943,966.28
General Administration (other)	49,120.00	Sale of Acquired Property			46,820.00	Special District Taxes			
JUDICIARY	3,915.00	Other Miscellaneous Revenues			91,905.39	Bank Stock Taxes			1,952.25
Municipal Courts		Total 1968 Revenues			2,239,735.45	Added and Omitted Taxes			13,003.19
PUBLIC SAFETY		Prior Years Surplus Appropriated			105,500.00	Total Taxes Levied			1,900,771.72
Fire Protection	32,307.00	TOTAL REVENUES			2,345,235.45	1968 TAXES COLLECTED			1,873,518.49
Police Protection	168,150.50	1968 REAL PROPERTY VALUATIONS - ASSESSED				1968 Taxes Cancelled, Abated or Adjusted			4,585.40
Civil Defense & Disaster Control	700.00	Code Class %				Transfer To Tax Title Liens			881.86
Environmental Inspection & Control	7,565.00	1 Vacant Land 4.80			2,789,000.00	Balance Outstanding Dec. 31, 1968			27,516.50
Other Public Safety		2 Residential 85.06			49,396,800.00	PRIOR YEARS TAXES OUTSTANDING			
PUBLIC WORKS	117,265.00	3 Farm				Balance January 1, 1968			34,055.77
Streets and Drainage		4a Commercial 7.68			4,458,200.00	Collected in 1968			33,403.40
Sewers and Sewage Processing	66,900.00	4b Industrial 2.35			1,366,900.00	Cancelled, Abated or Adjusted (1968)			
Garbage and Trash Disposal	6,709.00	4c Apartments .11			65,100.00	Transfers to Tax Title Liens			375.43
Public Buildings and Grounds		Total Valuation 100.00			58,076,000.00	Balance December 31, 1968			276.94
Other Public Works		CAPITAL DEBT AUTHORIZED, DECEMBER 31, 1968				TAX TITLE LIENS OUTSTANDING			
HEALTH and WELFARE	12,585.00	ISSUED AND UNISSUED				Balance January 1, 1968			2,246.79
Health Services Except Environmental	2,990.00	GROSS DEBT			1,998,000.00	Transfers From Taxes			1,434.60
Welfare-Public Assistance		School			789,554.15	Redeemed in 1968			
Hospitals, Clinics, First Aid		Self-liquidating			368,622.80	Cancelled, Abated or Adjusted (1968)			
Animal, Insect, & Rodent Control		Other			3,156,176.95	Balance December 31, 1968			3,681.39
Other Welfare Services		Total			357,979.43	PROPERTY ACQUIRED BY DEED OR FORECLOSURE			
RECREATION and CONSERVATION		ISSUED AND OUTSTANDING			1,998,000.00	Balance January 1, 1968			127,905.00
Beaches and Boardwalks	7,010.00	School			789,500.00	Transfers From Liens			
Parks, Playgrounds, Shade Trees		Self-liquidating			251,000.00	Sale for Cash (1968)			40,720.00
Land Reclamation & Conservation	12,680.48	Other			3,038,500.00	Cancelled, Abated or Adjusted (1968)			
Other Recreational Services		Total			65,151,757.67	Balance December 31, 1968			87,185.00
EDUCATION (excluding schools)	22,200.00	EQUALIZED VALUATION BASIS				CURRENT FINANCES DECEMBER 31, 1968			
Libraries		1968 CAPITAL OUTLAY			103,363.26	ASSETS			
Other Educational Services		Beaches and Boardwalks			60,632.88	Cash on Hand Dec. 31, 1968			788,729.57
STATUTORY EXPENDITURES	38,371.27	Parks and Playgrounds			33,271.36	Taxes Receivable			27,793.44
Pensions & F. I. C. A.	15,250.00	Public Buildings and Grounds			7,709.45	Tax Title Liens			3,681.39
Employee Fringe Benefits		Vehicular Equipment			1,889.57	Foreclosed Property			87,185.00
Other Statutory Expenditures		Streets, Roads, Sidewalks, Storm Sewers				Emergencies & Other Deferred Charges			3,101.00
TOTAL MUNICIPAL FUNCTIONS	592,531.50	Sewer System				State Aid Receivable			21,601.00
CAPITAL IMPROVEMENTS	10,000.00	Water System				Other Receivables			34,287.08
DEBT SERVICE		Other Utilities				Total			966,377.48
Principal Payments	20,000.00	Hospitals and Clinics				LIABILITIES			
Interest Payments	6,294.25	Garbage and Trash Disposal Facilities				Cash Liabilities			607,676.13
Other Debt Administration		Health Equipment				Reserves For Receivables			152,946.91
DEFERRED CHARGES	16,299.15	Library and Education Facilities				Surplus on Hand Dec. 31, 1968			205,754.44
SCHOOL, COUNTY, SPECIAL DISTRICT TAXES	1,601,138.36	Conservation and Recreation				Total			966,377.48
RESERVE FOR UNCOLLECTED TAXES	56,542.08	Other Expenditures							
TOTAL EXPENDITURES	2,302,805.34								

1310		DEAL BORO		PER CAPITA:		PER CENT:			
Population 1960	1,889	Net Valuation Taxable	25,374,142	TAX RATE:	Gross Debt	388.01	Gross Debt	3.01	
Population 1968	2,170	State Equalized Value	30,545,494	General Rate Per \$100.	Net Debt	207.37	Net Debt	1.61	
		Net Valuation on Which County Taxes		Effective Tax Rate	Debt Service	20.28	Tax Levy Collected	90.14	
Moody Rating		are apportioned:	28,857,638	General Rate	Total Tax Levy	470.63	Tax Levy Cancelled, Abated		
Land Area	1.20 Sq. Miles	State Equalization Ratio	.8307	Municipal Functions	Municipal Functions	293.82	or Adjusted	.13	
1968 EXPENDITURES		1968 REVENUES		1968 PROPERTY TAX					
GENERAL GOVERNMENT		1968 Property Taxes Collected		981,893.54	Local District School Taxes	591,365.50			
Governing Body & Public Boards		1968 Payments in Lieu of Taxes		6,416.15	Regional & Consolidated School Taxes				
Municipal Clerk		Delinquent Tax & Lien Collections		25,590.29	School Taxes in Municipal Budget				
Financial Administration		2,800.00	Business Personalty Replacement Taxes	4,290.00	County Taxes	169,546.19			
Assessment of Taxes		3,544.42	Taxes from Public Utilities	78,667.82	County Library Taxes	6,109.04			
Collection of Taxes		11,162.00	Other Miscellaneous Tax Revenues		Local Municipal Purpose Taxes	247,344.16			
Planning, Housing & Development		1,290.00	State Aid Revenues	2,034.00	Veteran & Senior Citizen Taxes	11,580.00			
Elections		1,278.69	Federal Aid Revenues		Total Taxes for Rate Computation	1,025,944.89			
General Administration (other)		32,139.01	Sale of Acquired Property		Special District Taxes				
JUDICIARY			Other Miscellaneous Revenues	258,705.25	Bank Stock Taxes	1,455.84			
Municipal Courts		2,723.73	Total 1968 Revenues	1,357,597.05	Added and Omitted Taxes	5,449.22			
PUBLIC SAFETY			Prior Years Surplus Appropriated	70,000.00	Total Taxes Levied	1,021,269.95			
Fire Protection		34,299.03	TOTAL REVENUES	1,427,597.05	1968 TAXES COLLECTED	981,893.54			
Police Protection		140,665.51	1968 REAL PROPERTY VALUATIONS - ASSESSED		1968 Taxes Cancelled, Abated or Adjusted	1,403.64			
Civil Defense & Disaster Control			Code	Class	%	Transfer To Tax Title Liens	2,958.18		
Environmental Inspection & Control		1,000.00	1	Vacant Land	3.34	Balance Outstanding Dec. 31, 1968	35,366.00		
Other Public Safety			2	Residential	90.71	PRIOR YEARS TAXES OUTSTANDING			
PUBLIC WORKS			3	Farm		Balance January 1, 1968			
Streets and Drainage		56,193.66	4a	Commercial	3.83	Collected in 1968			
Sewers and Sewage Processing		13,446.15	4b	Industrial		Cancelled, Abated or Adjusted (1968)			
Garbage and Trash Disposal		26,859.92	4c	Apartments	2.12	Transfers to Tax Title Liens			
Public Buildings and Grounds		7,520.86	Total Valuation 100.00		25,033,250.00	Balance December 31, 1968			
Other Public Works			CAPITAL DEBT AUTHORIZED, DECEMBER 31, 1968			TAX TITLE LIENS OUTSTANDING			
HEALTH and WELFARE			ISSUED AND UNISSUED		GROSS DEBT	NET DEBT			
Health Services Except Environmental		1,654.84	School		392,000.00	Balance January 1, 1968			
Welfare-Public Assistance		20,847.09	Self-liquidating		450,000.00	Transfers From Taxes			
Hospitals, Clinics, First Aid		500.00	Other		842,000.00	Redeemed in 1968			
Animal, Insect, & Rodent Control		300.00	Total			Cancelled, Abated or Adjusted (1968)			
Other Welfare Services			ISSUED AND OUTSTANDING			Balance December 31, 1968			
RECREATION and CONSERVATION			School		392,000.00	PROPERTY ACQUIRED BY DEED OR			
Beaches and Boardwalks		89,685.73	Self-liquidating			FORECLOSURE			
Parks, Playgrounds, Shade Trees		1,012.42	Other		370,000.00	Balance January 1, 1968			
Land Reclamation & Conservation			Total		762,000.00	Transfers From Liens			
Other Recreational Services		5,994.45	EQUALIZED VALUATION BASIS		27,917,797.67	Sale for Cash (1968)			
EDUCATION (excluding schools)			1968 CAPITAL OUTLAY		3,832.00	Cancelled, Abated or Adjusted (1968)			
Libraries		528.00	Beaches and Boardwalks			Balance December 31, 1968			
Other Educational Services			Parks and Playgrounds			CURRENT FINANCES DECEMBER 31, 1968			
STATUTORY EXPENDITURES			Public Buildings and Grounds			ASSETS			
Pensions & F. I. C. A.		47,579.90	Vehicular Equipment			Cash on Hand Dec. 31, 1968			
Employee Fringe Benefits		3,609.48	Streets, Roads, Sidewalks, Storm Sewers		1,254.00	Taxes Receivable			
Other Statutory Expenditures			Sewer System		90.50	Tax Title Liens			
TOTAL MUNICIPAL FUNCTIONS		506,634.89	Water System			Foreclosed Property			
CAPITAL IMPROVEMENTS		30,000.00	Other Utilities			Emergencies & Other Deferred Charges			
DEBT SERVICE			Hospitals and Clinics			State Aid Receivable			
Principal Payments		30,000.00	Garbage and Trash Disposal Facilities			Other Receivables			
Interest Payments		14,026.40	Health Equipment			Total			
Other Debt Administration			Library and Education Facilities			LIABILITIES			
DEFERRED CHARGES		5,000.00	Conservation and Recreation			Cash Liabilities			
SCHOOL, COUNTY, SPECIAL DISTRICT TAXES		767,020.73	Other Expenditures		2,487.50	Reserves For Receivables			
RESERVE FOR UNCOLLECTED TAXES		51,948.00				Surplus on Hand Dec. 31, 1968			
TOTAL EXPENDITURES		1,404,630.02				Total			

0603		DEERFIELD TWP				PER CAPITA:		PER CENT:		
Population 1960	2,053	Net Valuation Taxable	3,943,300	TAX RATE:		Gross Debt	183.80	Gross Debt	5.71	
Population 1968	2,470	State Equalized Value	9,025,635	General Rate Per \$100.		Net Debt	87.30	Net Debt	2.71	
		Net Valuation on Which County Taxes		Effective Tax Rate		Debt Service		Tax Levy Collected	78.97	
Moody Rating		are apportioned:	8,838,703	General Rate		Total Tax Levy	86.66	Tax Levy Cancelled, Abated		
Land Area 16.70	Sq. Miles	State Equalization Ratio	.4369	Municipal Functions		Municipal Functions	56.43	or Adjusted		
1968 EXPENDITURES		1968 REVENUES				1968 PROPERTY TAX				
GENERAL GOVERNMENT		1968 Property Taxes Collected				169,051.25				
Governing Body & Public Boards		1968 Payments in Lieu of Taxes				Local District School Taxes				
Municipal Clerk		Delinquent Tax & Lien Collections				Regional & Consolidated School Taxes				
Financial Administration		2,200.00	Business Personalty Replacement Taxes				School Taxes in Municipal Budget			
Assessment of Taxes		2,400.00	Taxes from Public Utilities				County Taxes			
Collection of Taxes		6,100.00	Other Miscellaneous Tax Revenues				County Library Taxes			
Planning, Housing & Development		800.00	State Aid Revenues				Local Municipal Purpose Taxes			
Elections			Federal Aid Revenues				Veteran & Senior Citizen Taxes			
General Administration (other)		9,320.00	Sale of Acquired Property				Total Taxes for Rate Computation			
JUDICIARY			Other Miscellaneous Revenues				Special District Taxes			
Municipal Courts		3,100.00	Total 1968 Revenues				Bank Stock Taxes			
PUBLIC SAFETY			Prior Years Surplus Appropriated				Added and Omitted Taxes			
Fire Protection		3,700.00	TOTAL REVENUES				Total Taxes Levied			
Police Protection		8,000.00					1968 TAXES COLLECTED			
Civil Defense & Disaster Control		300.00					169,451.25			
Environmental Inspection & Control		550.00					1968 Taxes Cancelled, Abated or Adjusted			
Other Public Safety			1968 REAL PROPERTY VALUATIONS - ASSESSED				Transfer To Tax Title Liens			
PUBLIC WORKS			Code Class %				Balance Outstanding Dec. 31, 1968			
Streets and Drainage		26,286.67	1 Vacant Land 5.48				210,900.00			
Sewers and Sewage Processing			2 Residential 62.35				2,397,500.00			
Garbage and Trash Disposal		6,000.00	3 Farm 23.44				901,400.00			
Public Buildings and Grounds			4a Commercial 8.72				335,500.00			
Other Public Works			4b Industrial							
HEALTH and WELFARE			4c Apartments							
Health Services Except Environmental		1,500.00	Total Valuation 99.99				3,845,300.00			
Welfare-Public Assistance		1,425.00	CAPITAL DEBT AUTHORIZED, DECEMBER 31, 1968							
Hospitals, Clinics, First Aid			ISSUED AND UNISSUED				GROSS DEBT			
Animal, Insect, & Rodent Control			School				321,000.00			
Other Welfare Services			Self-liquidating				133,000.00			
RECREATION and CONSERVATION			Other				133,000.00			
Beaches and Boardwalks			Total				454,000.00			
Parks, Playgrounds, Shade Trees			ISSUED AND OUTSTANDING							
Land Reclamation & Conservation			School				175,000.00			
Other Recreational Services			Self-liquidating							
EDUCATION (excluding schools)			Other							
Libraries			Total				175,000.00			
Other Educational Services			EQUALIZED VALUATION BASIS				7,945,553.00			
STATUTORY EXPENDITURES			1968 CAPITAL OUTLAY				23,276.00			
Pensions & F. I. C. A.		1,300.00	Beaches and Boardwalks							
Employee Fringe Benefits			Parks and Playgrounds				20,852.00			
Other Statutory Expenditures			Public Buildings and Grounds				2,424.00			
TOTAL MUNICIPAL FUNCTIONS		72,981.67	Vehicular Equipment							
CAPITAL IMPROVEMENTS		19,225.00	Streets, Roads, Sidewalks, Storm Sewers							
DEBT SERVICE			Sewer System							
Principal Payments			Water System							
Interest Payments			Other Utilities							
Other Debt Administration			Hospitals and Clinics							
DEFERRED CHARGES		675.12	Garbage and Trash Disposal Facilities							
SCHOOL, COUNTY, SPECIAL DISTRICT TAXES		211,829.29	Health Equipment							
RESERVE FOR UNCOLLECTED TAXES		46,502.21	Library and Education Facilities							
TOTAL EXPENDITURES		351,213.29	Conservation and Recreation							
			Other Expenditures							

0309
Population 1960 4,011
Population 1968 4,390

Moody Rating
Land Area 2.16 Sq. Miles

Net Valuation Taxable 17,041,690
State Equalized Value 19,637,808
Net Valuation on Which County Taxes
are apportioned: 22,961,594
State Equalization Ratio .8678

DELANCO TWP
TAX RATE:
General Rate Per \$100. 4.55
Effective Tax Rate
General Rate 3.94
Municipal Functions 1.51

PER CAPITA:
Gross Debt 67.42
Net Debt 3.18
Debt Service .71
Total Tax Levy 171.81
Municipal Functions 67.92

PER CENT:
Gross Debt 1.57
Net Debt .07
Tax Levy Collected 94.43
Tax Levy Cancelled, Abated
or Adjusted .33

1968 EXPENDITURES		1968 REVENUES		1968 PROPERTY TAX	
GENERAL GOVERNMENT		1968 Property Taxes Collected 712,290.30		Local District School Taxes 512,352.05	
Governing Body & Public Boards		1968 Payments in Lieu of Taxes 1,946.00		Regional & Consolidated School Taxes	
Municipal Clerk		Delinquent Tax & Lien Collections 48,345.35		School Taxes in Municipal Budget	
Financial Administration	4,110.53	Business Personalty Replacement Taxes		County Taxes	122,090.50
Assessment of Taxes	3,085.00	Taxes from Public Utilities	51,317.03	County Library Taxes	6,197.59
Collection of Taxes	3,360.00	Other Miscellaneous Tax Revenues		Local Municipal Purpose Taxes	107,500.00
Planning, Housing & Development	2,089.73	State Aid Revenues	136,989.00	Veteran & Senior Citizen Taxes	26,950.00
Elections		Federal Aid Revenues		Total Taxes for Rate Computation	775,090.14
General Administration (other)	19,589.60	Sale of Acquired Property		Special District Taxes	
JUDICIARY		Other Miscellaneous Revenues	22,160.57	Bank Stock Taxes	
Municipal Courts	1,600.00	Total 1968 Revenues	973,048.25	Added and Omitted Taxes	6,124.80
PUBLIC SAFETY		Prior Years Surplus Appropriated	20,000.00	Total Taxes Levied	754,264.94
Fire Protection		TOTAL REVENUES	993,048.25	1968 TAXES COLLECTED	712,290.30
Police Protection	52,400.00			1968 Taxes Cancelled, Abated or Adjusted	2,525.00
Civil Defense & Disaster Control	14,858.25			Transfer To Tax Title Liens	1,450.00
Environmental Inspection & Control	600.00			Balance Outstanding Dec. 31, 1968	53,916.56
Other Public Safety					
PUBLIC WORKS		1968 REAL PROPERTY VALUATIONS - ASSESSED			
Streets and Drainage	44,610.29	Code Class %			
Sewers and Sewage Processing	6,700.00	1 Vacant Land .86	144,850.00	PRIOR YEARS TAXES OUTSTANDING	
Garbage and Trash Disposal	17,800.00	2 Residential 72.12	12,156,450.00	Balance January 1, 1968	48,951.91
Public Buildings and Grounds	5,300.00	3 Farm 1.53	258,500.00	Collected in 1968	46,619.18
Other Public Works		4a Commercial 7.05	1,188,150.00	Cancelled, Abated or Adjusted (1968)	
HEALTH and WELFARE		4b Industrial 18.32	3,087,350.00	Transfers to Tax Title Liens	
Health Services Except Environmental	2,070.00	4c Apartments .12	19,550.00	Balance December 31, 1968	2,332.73
Welfare-Public Assistance	2,950.00	Total Valuation 100.00	16,854,850.00		
Hospitals, Clinics, First Aid				TAX TITLE LIENS OUTSTANDING	
Animal, Insect, & Rodent Control	1,175.00			Balance January 1, 1968	2,838.06
Other Welfare Services		CAPITAL DEBT AUTHORIZED, DECEMBER 31, 1968		Transfers From Taxes	1,450.00
RECREATION and CONSERVATION		ISSUED AND UNISSUED	GROSS DEBT	Redeemed in 1968	1,726.17
Beaches and Boardwalks	12,500.00	School	282,000.00	Cancelled, Abated or Adjusted (1968)	
Parks, Playgrounds, Shade Trees	5,120.00	Self-liquidating	14,000.00	Balance December 31, 1968	2,561.89
Land Reclamation & Conservation		Other	14,000.00	PROPERTY ACQUIRED BY DEED OR FORECLOSURE	
Other Recreational Services	5,916.60	Total	296,000.00	Balance January 1, 1968	
EDUCATION (excluding schools)		ISSUED AND OUTSTANDING		Transfers From Liens	
Libraries	5,600.00	School	282,000.00	Sale for Cash (1968)	
Other Educational Services		Self-liquidating	14,000.00	Cancelled, Abated or Adjusted (1968)	
STATUTORY EXPENDITURES		Other	296,000.00	Balance December 31, 1968	
Pensions & F. I. C. A.	10,650.00	EQUALIZED VALUATION BASIS	18,742,858.00	CURRENT FINANCES DECEMBER 31, 1968	
Employee Fringe Benefits	7,055.00	1968 CAPITAL OUTLAY	15,600.00	ASSETS	
Other Statutory Expenditures		Beaches and Boardwalks		Cash on Hand Dec. 31, 1968	371,896.94
TOTAL MUNICIPAL FUNCTIONS	229,140.00	Parks and Playgrounds		Taxes Receivable	56,249.29
CAPITAL IMPROVEMENTS	3,000.00	Public Buildings and Grounds		Tax Title Liens	2,561.89
DEBT SERVICE		Vehicular Equipment	15,600.00	Foreclosed Property	
Principal Payments	3,000.00	Streets, Roads, Sidewalks, Storm Sewers		Emergencies & Other Deferred Charges	
Interest Payments	128.00	Sewer System		State Aid Receivable	9,137.00
Other Debt Administration		Water System		Other Receivables	3,942.82
DEFERRED CHARGES	1,167.49	Other Utilities		Total	443,787.94
SCHOOL, COUNTY, SPECIAL DISTRICT TAXES	640,640.14	Hospitals and Clinics		LIABILITIES	
RESERVE FOR UNCOLLECTED TAXES	61,764.51	Garbage and Trash Disposal Facilities		Cash Liabilities	256,217.52
		Health Equipment		Reserves For Receivables	62,754.00
		Library and Education Facilities		Surplus on Hand Dec. 31, 1968	124,816.42
		Conservation and Recreation		Total	443,787.94
TOTAL EXPENDITURES	938,840.14	Other Expenditures			

1007		DELAWARE TWP			PER CAPITA:		PER CENT:	
Population 1960	2,485	Net Valuation Taxable	25,533,323	TAX RATE:	Gross Debt	574.96	Gross Debt	5.63
Population 1968	3,140	State Equalized Value	31,647,648	General Rate Per \$100.	Net Debt		Net Debt	
		Net Valuation on Which County Taxes		Effective Tax Rate	Debt Service		Tax Levy Collected	85.17
Moody Rating		are apportioned:	30,750,169	General Rate	Total Tax Levy	266.01	Tax Levy Cancelled, Abated	
Land Area	36.90 Sq. Miles	State Equalization Ratio	.8068	Municipal Functions	Municipal Functions	88.35	or Adjusted	.45
1968 EXPENDITURES		1968 REVENUES		1968 PROPERTY TAX				
GENERAL GOVERNMENT		1968 Property Taxes Collected		711,462.57		Local District School Taxes		
Governing Body & Public Boards		1968 Payments in Lieu of Taxes		56,166.53		Regional & Consolidated School Taxes		
Municipal Clerk		Delinquent Tax & Lien Collections		22,434.00		School Taxes in Municipal Budget		
Financial Administration	3,200.00	Business Personalty Replacement Taxes		40,074.27		County Taxes		
Assessment of Taxes	4,500.00	Taxes from Public Utilities		8,928.00		County Library Taxes		
Collection of Taxes	3,750.00	Other Miscellaneous Tax Revenues		13,492.00		Local Municipal Purpose Taxes		
Planning, Housing & Development	600.00	State Aid Revenues		852,557.37		Veteran & Senior Citizen Taxes		
Elections		Federal Aid Revenues		2,750.00		Total Taxes for Rate Computation		
General Administration (other)	16,150.00	Sale of Acquired Property		855,307.37		Special District Taxes		
JUDICIARY		Other Miscellaneous Revenues		TOTAL REVENUES		Bank Stock Taxes		
Municipal Courts	1,750.00	Total 1968 Revenues		855,307.37		Added and Omitted Taxes		
PUBLIC SAFETY		Prior Years Surplus Appropriated				Total Taxes Levied		
Fire Protection	1,450.00	TOTAL REVENUES				1968 TAXES COLLECTED		
Police Protection	5,750.00					1968 Taxes Cancelled, Abated or Adjusted		
Civil Defense & Disaster Control	500.00					Transfer To Tax Title Liens		
Environmental Inspection & Control	1,400.00					Balance Outstanding Dec. 31, 1968		
Other Public Safety								
PUBLIC WORKS		1968 REAL PROPERTY VALUATIONS - ASSESSED				PRIOR YEARS TAXES OUTSTANDING		
Streets and Drainage	90,920.00	Code Class %		804,300.00		Balance January 1, 1968		
Sewers and Sewage Processing		1 Vacant Land 3.24		11,618,100.00		Collected in 1968		
Garbage and Trash Disposal		2 Residential 46.74		8,975,400.00		Cancelled, Abated or Adjusted (1968)		
Public Buildings and Grounds	2,350.00	3 Farm 36.11		1,002,500.00		Transfers to Tax Title Liens		
Other Public Works		4a Commercial 4.03		2,361,100.00		Balance December 31, 1968		
HEALTH and WELFARE		4b Industrial 9.50		95,500.00				
Health Services Except Environmental	1,750.00	4c Apartments .38		24,856,900.00		TAX TITLE LIENS OUTSTANDING		
Welfare-Public Assistance	650.00	Total Valuation 100.00				Balance January 1, 1968		
Hospitals, Clinics, First Aid		ISSUED AND UNISSUED		GROSS DEBT		Transfers From Taxes		
Animal, Insect, & Rodent Control		School		1,805,389.97		Redeemed in 1968		
Other Welfare Services		Self-liquidating				Cancelled, Abated or Adjusted (1968)		
RECREATION and CONSERVATION		Other		1,805,389.97		Balance December 31, 1968		
Beaches and Boardwalks		Total				PROPERTY ACQUIRED BY DEED OR		
Parks, Playgrounds, Shade Trees		ISSUED AND OUTSTANDING		551,410.47		FORECLOSURE		
Land Reclamation & Conservation		School				Balance January 1, 1968		
Other Recreational Services		Self-liquidating				Transfers From Liens		
EDUCATION (excluding schools)		Other		551,410.47		Sale for Cash (1968)		
Libraries		Total				Cancelled, Abated or Adjusted (1968)		
Other Educational Services		EQUALIZED VALUATION BASIS		32,041,169.00		Balance December 31, 1968		
STATUTORY EXPENDITURES		1968 CAPITAL OUTLAY				CURRENT FINANCES DECEMBER 31, 1968		
Pensions & F. I. C. A.	3,450.00	Beaches and Boardwalks				ASSETS		
Employee Fringe Benefits	1,450.00	Parks and Playgrounds				Cash on Hand Dec. 31, 1968		
Other Statutory Expenditures		Public Buildings and Grounds				Taxes Receivable		
TOTAL MUNICIPAL FUNCTIONS	139,620.00	Vehicular Equipment				Tax Title Liens		
CAPITAL IMPROVEMENTS	2,000.00	Streets, Roads, Sidewalks, Storm Sewers				Foreclosed Property		
DEBT SERVICE		Sewer System				Emergencies & Other Deferred Charges		
Principal Payments		Water System				State Aid Receivable		
Interest Payments		Other Utilities				Other Receivables		
Other Debt Administration		Hospitals and Clinics				Total		
DEFERRED CHARGES		Garbage and Trash Disposal Facilities				LIABILITIES		
SCHOOL, COUNTY, SPECIAL DISTRICT TAXES	680,562.30	Health Equipment				Cash Liabilities		
RESERVE FOR UNCOLLECTED TAXES	135,811.62	Library and Education Facilities				Reserves For Receivables		
TOTAL EXPENDITURES	957,993.92	Conservation and Recreation				Surplus on Hand Dec. 31, 1968		
		Other Expenditures				Total		

0310		DELRAN TWP			PER CAPITA:		PER CENT:	
Population 1960	5,327	Net Valuation Taxable	45,382,800	TAX RATE:	Gross Debt	189.43	Gross Debt	4.05
Population 1968	8,980	State Equalized Value	46,465,444	General Rate Per \$100.	Net Debt	47.78	Net Debt	1.02
		Net Valuation on Which County Taxes		Effective Tax Rate	Debt Service	3.19	Tax Levy Collected	93.47
Moody Rating		are apportioned:	47,231,373	General Rate	Total Tax Levy	157.79	Tax Levy Cancelled, Abated	
Land Area	6.85 Sq. Miles	State Equalization Ratio	.9767	Municipal Functions	Municipal Functions	65.83	or Adjusted	.16
1968 EXPENDITURES		1968 REVENUES			1968 PROPERTY TAX			
GENERAL GOVERNMENT		1968 Property Taxes Collected			1,324,534.22			
Governing Body & Public Boards		1968 Payments in Lieu of Taxes						
Municipal Clerk		Delinquent Tax & Lien Collections			87,016.37			
Financial Administration		Business Personalty Replacement Taxes			125,988.00			
Assessment of Taxes		Taxes from Public Utilities			107,202.54			
Collection of Taxes		Other Miscellaneous Tax Revenues						
Planning, Housing & Development		State Aid Revenues			12,200.00			
Elections		Federal Aid Revenues						
General Administration (other)		Sale of Acquired Property						
JUDICIARY		Other Miscellaneous Revenues			67,819.84			
Municipal Courts		Total 1968 Revenues			1,724,760.97			
PUBLIC SAFETY		Prior Years Surplus Appropriated			69,500.00			
Fire Protection		TOTAL REVENUES			1,794,260.97			
Police Protection		1968 REAL PROPERTY VALUATIONS - ASSESSED						
Civil Defense & Disaster Control		Code Class %						
Environmental Inspection & Control		1 Vacant Land 3.25			1,448,500.00			
Other Public Safety		2 Residential 62.20			27,743,400.00			
PUBLIC WORKS		3 Farm 2.06			921,000.00			
Streets and Drainage		4a Commercial 25.43			11,342,700.00			
Sewers and Sewage Processing		4b Industrial .34			153,400.00			
Garbage and Trash Disposal		4c Apartments 6.71			2,991,900.00			
Public Buildings and Grounds		Total Valuation 99.99			44,600,900.00			
Other Public Works		CAPITAL DEBT AUTHORIZED, DECEMBER 31, 1968						
HEALTH and WELFARE		ISSUED AND UNISSUED			GROSS DEBT NET DEBT			
Health Services Except Environmental		School			1,272,000.00			
Welfare-Public Assistance		Self-liquidating			429,100.00			
Hospitals, Clinics, First Aid		Other			1,701,100.00			
Animal, Insect, & Rodent Control		Total			429,100.00			
Other Welfare Services		ISSUED AND OUTSTANDING						
RECREATION and CONSERVATION		School			1,272,000.00			
Beaches and Boardwalks		Self-liquidating			412,000.00			
Parks, Playgrounds, Shade Trees		Other			1,684,000.00			
Land Reclamation & Conservation		Total						
Other Recreational Services		EQUALIZED VALUATION BASIS			41,904,224.00			
EDUCATION (excluding schools)		1968 CAPITAL OUTLAY			36,719.23			
Libraries		Beaches and Boardwalks			2,500.00			
Other Educational Services		Parks and Playgrounds			1,786.97			
STATUTORY EXPENDITURES		Public Buildings and Grounds			9,815.33			
Pensions & F. I. C. A.		Vehicular Equipment			22,616.93			
Employee Fringe Benefits		Streets, Roads, Sidewalks, Storm Sewers						
Other Statutory Expenditures		Sewer System						
TOTAL MUNICIPAL FUNCTIONS		Water System						
CAPITAL IMPROVEMENTS		Other Utilities						
DEBT SERVICE		Hospitals and Clinics						
Principal Payments		Garbage and Trash Disposal Facilities						
Interest Payments		Health Equipment						
Other Debt Administration		Library and Education Facilities						
DEFERRED CHARGES		Conservation and Recreation						
SCHOOL, COUNTY, SPECIAL DISTRICT TAXES		Other Expenditures						
RESERVE FOR UNCOLLECTED TAXES								
TOTAL EXPENDITURES								

0209		DEMAREST BORO			PER CAPITA:		PER CENT:	
Population 1960	4,231	Net Valuation Taxable	43,595,674	TAX RATE:	Gross Debt	481.65	Gross Debt	5.42
Population 1968	5,240	State Equalized Value	50,277,561	General Rate Per \$100.	Net Debt	34.98	Net Debt	.39
		Net Valuation on Which County Taxes		Effective Tax Rate	Debt Service	.28	Tax Levy Collected	98.65
Moody Rating		are apportioned:	47,322,216	General Rate	Total Tax Levy	264.93	Tax Levy Cancelled, Abated	
Land Area	2.10 Sq. Miles	State Equalization Ratio	.8671	Municipal Functions	Municipal Functions	74.28	or Adjusted	.41
1968 EXPENDITURES		1968 REVENUES			1968 PROPERTY TAX			
GENERAL GOVERNMENT		1968 Property Taxes Collected			1,369,627.00			
Governing Body & Public Boards		1968 Payments in Lieu of Taxes			11,091.50			
Municipal Clerk		Delinquent Tax & Lien Collections			14,886.41			
Financial Administration	4,980.00	Business Personalty Replacement Taxes			7,487.00			
Assessment of Taxes	4,731.00	Taxes from Public Utilities			77,249.68			
Collection of Taxes	8,347.00	Other Miscellaneous Tax Revenues			2,312.00			
Planning, Housing & Development	1,975.00	State Aid Revenues			5,975.00			
Elections	450.00	Federal Aid Revenues			43,534.55			
General Administration (other)	37,021.00	Sale of Acquired Property			1,532,163.14			
JUDICIARY		Other Miscellaneous Revenues			65,000.00			
Municipal Courts	2,450.00	Total 1968 Revenues			1,597,163.14			
PUBLIC SAFETY		Prior Years Surplus Appropriated			1968 TAXES COLLECTED			
Fire Protection	36,172.00	TOTAL REVENUES			1,369,627.00			
Police Protection	91,875.00	1968 REAL PROPERTY VALUATIONS - ASSESSED			1968 Taxes Cancelled, Abated or Adjusted			
Civil Defense & Disaster Control	300.00	Code Class %			Transfer To Tax Title Liens			
Environmental Inspection & Control	4,400.00	1 Vacant Land 3.55			Balance Outstanding Dec. 31, 1968			
Other Public Safety		2 Residential 92.47			PRIOR YEARS TAXES OUTSTANDING			
PUBLIC WORKS		3 Farm			Balance January 1, 1968			
Streets and Drainage	73,500.00	4a Commercial 3.99			Collected in 1968			
Sewers and Sewage Processing		4b Industrial			Cancelled, Abated or Adjusted (1968)			
Garbage and Trash Disposal		4c Apartments			Transfers to Tax Title Liens			
Public Buildings and Grounds	13,905.00	Total Valuation 100.01			Balance December 31, 1968			
Other Public Works		CAPITAL DEBT AUTHORIZED, DECEMBER 31, 1968			TAX TITLE LIENS OUTSTANDING			
HEALTH and WELFARE		ISSUED AND UNISSUED			Balance January 1, 1968			
Health Services Except Environmental	4,735.00	GROSS DEBT			Transfers From Taxes			
Welfare-Public Assistance	250.00	2,341,548.27			Redeemed in 1968			
Hospitals, Clinics, First Aid	1,200.00	NET DEBT			Cancelled, Abated or Adjusted (1968)			
Animal, Insect, & Rodent Control		183,300.00			Balance December 31, 1968			
Other Welfare Services		2,523,848.27			PROPERTY ACQUIRED BY DEED OR FORECLOSURE			
RECREATION and CONSERVATION		ISSUED AND OUTSTANDING			Balance January 1, 1968			
Beaches and Boardwalks	18,825.00	School			Transfers From Liens			
Parks, Playgrounds, Shade Trees		Self-liquidating			Sale for Cash (1968)			
Land Reclamation & Conservation		Other			Cancelled, Abated or Adjusted (1968)			
Other Recreational Services	5,030.00	Total			Balance December 31, 1968			
EDUCATION (excluding schools)		EQUALIZED VALUATION BASIS			CURRENT FINANCES DECEMBER 31, 1968			
Libraries	2,000.00	1968 CAPITAL OUTLAY			ASSETS			
Other Educational Services		Beaches and Boardwalks			Cash on Hand Dec. 31, 1968			
STATUTORY EXPENDITURES		Parks and Playgrounds			Taxes Receivable			
Pensions & F. I. C. A.	21,528.00	Public Buildings and Grounds			Tax Title Liens			
Employee Fringe Benefits	8,608.00	Vehicular Equipment			Foreclosed Property			
Other Statutory Expenditures		Streets, Roads, Sidewalks, Storm Sewers			Emergencies & Other Deferred Charges			
TOTAL MUNICIPAL FUNCTIONS	342,282.00	Sewer System			State Aid Receivable			
CAPITAL IMPROVEMENTS	10,000.00	Water System			Other Receivables			
DEBT SERVICE		Other Utilities			Total			
Principal Payments	1,500.00	Hospitals and Clinics			LIABILITIES			
Interest Payments		Garbage and Trash Disposal Facilities			Cash Liabilities			
Other Debt Administration	7,560.40	Health Equipment			Reserves For Receivables			
DEFERRED CHARGES		Library and Education Facilities			Surplus on Hand Dec. 31, 1968			
SCHOOL, COUNTY, SPECIAL DISTRICT TAXES	1,196,425.83	Conservation and Recreation			Total			
RESERVE FOR UNCOLLECTED TAXES	27,937.00	Other Expenditures						
TOTAL EXPENDITURES	1,585,705.23							

0504		DENNIS TWP				PER CAPITA:		PER CENT:		
Population 1960	2,327	Net Valuation Taxable	10,285,665	TAX RATE:		Gross Debt	114.55	Gross Debt	2.86	
Population 1968	2,610	State Equalized Value	10,560,231	General Rate Per \$100.		Net Debt		Net Debt		
		Net Valuation on Which County Taxes		Effective Tax Rate		Debt Service		Tax Levy Collected	78.85	
Moody Rating		are apportioned:	10,589,760	General Rate		Total Tax Levy	79.41	Tax Levy Cancelled, Abated		
Land Area	65.10 Sq. Miles	State Equalization Ratio	.9740	Municipal Functions		Municipal Functions	81.50	or Adjusted	.23	
1968 EXPENDITURES		1968 REVENUES				1968 PROPERTY TAX				
GENERAL GOVERNMENT		1968 Property Taxes Collected				145,109.50				
Governing Body & Public Boards		1968 Payments in Lieu of Taxes				Regional & Consolidated School Taxes				
Municipal Clerk		Delinquent Tax & Lien Collections				School Taxes in Municipal Budget				
Financial Administration		3,600.00	Business Personalty Replacement Taxes				County Taxes			
Assessment of Taxes		3,600.00	Taxes from Public Utilities				County Library Taxes			
Collection of Taxes		4,150.00	Other Miscellaneous Tax Revenues				Local Municipal Purpose Taxes			
Planning, Housing & Development		950.00	State Aid Revenues				Veteran & Senior Citizen Taxes			
Elections		636.53	Federal Aid Revenues				Total Taxes for Rate Computation			
General Administration (other)		15,126.00	Sale of Acquired Property				Special District Taxes			
JUDICIARY		Other Miscellaneous Revenues				Bank Stock Taxes				
Municipal Courts		2,200.00	Total 1968 Revenues				Added and Omitted Taxes			
PUBLIC SAFETY		Prior Years Surplus Appropriated				Total Taxes Levied				
Fire Protection		7,200.00	TOTAL REVENUES				1968 TAXES COLLECTED			
Police Protection		1,200.00					1968 Taxes Cancelled, Abated or Adjusted			
Civil Defense & Disaster Control		850.00					Transfer To Tax Title Liens			
Environmental Inspection & Control							Balance Outstanding Dec. 31, 1968			
Other Public Safety										
PUBLIC WORKS		1968 REAL PROPERTY VALUATIONS - ASSESSED								
Streets and Drainage		48,800.00	Code	Class	%					
Sewers and Sewage Processing			1	Vacant Land	16.09	1,598,525.00				
Garbage and Trash Disposal		3,000.00	2	Residential	62.34	6,194,680.00				
Public Buildings and Grounds		1,200.00	3	Farm	13.87	1,378,560.00				
Other Public Works			4a	Commercial	7.70	765,410.00				
HEALTH and WELFARE			4b	Industrial						
Health Services Except Environmental		1,150.00	4c	Apartments						
Welfare-Public Assistance		1,400.00	Total Valuation			9,937,175.00				
Hospitals, Clinics, First Aid			CAPITAL DEBT AUTHORIZED, DECEMBER 31, 1968							
Animal, Insect, & Rodent Control		3,032.47	ISSUED AND UNISSUED		GROSS DEBT	NET DEBT		TAX TITLE LIENS OUTSTANDING		
Other Welfare Services			School		299,000.00			Balance January 1, 1968		
RECREATION and CONSERVATION			Self-liquidating					Transfers From Taxes		
Beaches and Boardwalks			Other					Redeemed in 1968		
Parks, Playgrounds, Shade Trees		200.00	Total		299,000.00			Cancelled, Abated or Adjusted (1968)		
Land Reclamation & Conservation			ISSUED AND OUTSTANDING					Balance December 31, 1968		
Other Recreational Services		300.00	School			299,000.00		PROPERTY ACQUIRED BY DEED OR FORECLOSURE		
EDUCATION (excluding schools)			Self-liquidating					Balance January 1, 1968		
Libraries			Other					Transfers From Liens		
Other Educational Services		46,000.00	Total		299,000.00			Sale for Cash (1968)		
STATUTORY EXPENDITURES			EQUALIZED VALUATION BASIS		10,440,677.00			Cancelled, Abated or Adjusted (1968)		
Pensions & F. I. C. A.		2,500.00	1968 CAPITAL OUTLAY					Balance December 31, 1968		
Employee Fringe Benefits		1,855.00	Beaches and Boardwalks					CURRENT FINANCES DECEMBER 31, 1968		
Other Statutory Expenditures			Parks and Playgrounds					ASSETS		
TOTAL MUNICIPAL FUNCTIONS		148,950.00	Public Buildings and Grounds					Cash on Hand Dec. 31, 1968		
CAPITAL IMPROVEMENTS		15,000.00	Vehicular Equipment					Taxes Receivable		
DEBT SERVICE			Streets, Roads, Sidewalks, Storm Sewers					Tax Title Liens		
Principal Payments			Sewer System					Foreclosed Property		
Interest Payments		25.00	Water System					Emergencies & Other Deferred Charges		
Other Debt Administration			Other Utilities					State Aid Receivable		
DEFERRED CHARGES		7.11	Hospitals and Clinics					Other Receivables		
SCHOOL, COUNTY, SPECIAL DISTRICT TAXES		205,958.65	Garbage and Trash Disposal Facilities					Total		
RESERVE FOR UNCOLLECTED TAXES		48,736.39	Health Equipment					LIABILITIES		
TOTAL EXPENDITURES		418,677.15	Library and Education Facilities					Cash Liabilities		
			Conservation and Recreation					Reserves For Receivables		
			Other Expenditures					Surplus on Hand Dec. 31, 1968		
								Total		

1408		DENVILLE TWP		PER CAPITA:		PER CENT:		
Population 1960	10,632	Net Valuation Taxable	46,663,597	TAX RATE:	Gross Debt	574.10	Gross Debt	7.40
Population 1968	13,470	State Equalized Value	118,435,525	General Rate Per \$100.	Net Debt	55.40	Net Debt	.71
		Net Valuation on Which County Taxes		Effective Tax Rate	Debt Service	2.32	Tax Levy Collected	95.81
Moody Rating	BAA	are apportioned:	113,970,000	General Rate	Total Tax Levy	249.83	Tax Levy Cancelled, Abated	
Land Area	12.80 Sq. Miles	State Equalization Ratio	.3940	Municipal Functions	Municipal Functions	99.84	or Adjusted	.58
1968 EXPENDITURES		1968 REVENUES		1968 PROPERTY TAX				
GENERAL GOVERNMENT		1968 Property Taxes Collected		Local District School Taxes		1,366,584.68		
Governing Body & Public Boards		1968 Payments in Lieu of Taxes		Regional & Consolidated School Taxes		915,308.52		
Municipal Clerk		Delinquent Tax & Lien Collections		School Taxes in Municipal Budget				
Financial Administration		14,466.00	Business Personalty Replacement Taxes	154,055.73	County Taxes	443,229.84		
Assessment of Taxes		60,055.00	Taxes from Public Utilities	151,744.00	County Library Taxes			
Collection of Taxes		30,785.00	Other Miscellaneous Tax Revenues	186,740.46	Local Municipal Purpose Taxes	593,940.71		
Planning, Housing & Development		18,457.00	State Aid Revenues	16,253.10	Veteran & Senior Citizen Taxes	78,900.00		
Elections		2,030.00	Federal Aid Revenues		Total Taxes for Rate Computation	3,397,963.75		
General Administration (other)		110,405.00	Sale of Acquired Property		Special District Taxes			
JUDICIARY			Other Miscellaneous Revenues	120,962.72	Bank Stock Taxes	3,824.14		
Municipal Courts		11,775.00	Total 1968 Revenues	3,854,295.48	Added and Omitted Taxes	42,421.70		
PUBLIC SAFETY			Prior Years Surplus Appropriated	160,000.00	Total Taxes Levied	3,365,309.59		
Fire Protection		49,851.00	TOTAL REVENUES	4,014,295.48	1968 TAXES COLLECTED	3,224,539.47		
Police Protection		261,323.00	1968 REAL PROPERTY VALUATIONS - ASSESSED		1968 Taxes Cancelled, Abated or Adjusted	19,849.80		
Civil Defense & Disaster Control		3,000.00	Code	Class	Transfer To Tax Title Liens	4,132.91		
Environmental Inspection & Control		13,475.00		%	Balance Outstanding Dec. 31, 1968	116,787.41		
Other Public Safety		2,000.00	1	Vacant Land	PRIOR YEARS TAXES OUTSTANDING			
PUBLIC WORKS			2	Residential	Balance January 1, 1968		137,642.87	
Streets and Drainage		212,319.00	3	Farm	Collected in 1968		135,374.85	
Sewers and Sewage Processing			4a	Commercial	Cancelled, Abated or Adjusted (1968)		1,108.76	
Garbage and Trash Disposal			4b	Industrial	Transfers to Tax Title Liens		794.67	
Public Buildings and Grounds		25,302.00	4c	Apartments	Balance December 31, 1968		364.59	
Other Public Works			Total Valuation 100.01		TAX TITLE LIENS OUTSTANDING			
HEALTH and WELFARE			CAPITAL DEBT AUTHORIZED, DECEMBER 31, 1968		Balance January 1, 1968		26,224.45	
Health Services Except Environmental		26,750.00	ISSUED AND UNISSUED		Transfers From Taxes		5,113.74	
Welfare-Public Assistance		4,150.00	SCHOOL		Redeemed in 1968		18,680.88	
Hospitals, Clinics, First Aid		2,500.00	GROSS DEBT		Cancelled, Abated or Adjusted (1968)		7,543.57	
Animal, Insect, & Rodent Control		600.00	NET DEBT		Balance December 31, 1968		5,113.74	
Other Welfare Services			SCHOOL		PROPERTY ACQUIRED BY DEED OR FORECLOSURE			
RECREATION and CONSERVATION			Self-liquidating		Balance January 1, 1968		9,339.50	
Beaches and Boardwalks			Other		Transfers From Liens		73,410.50	
Parks, Playgrounds, Shade Trees		47,289.00	Total		Sale for Cash (1968)			
Land Reclamation & Conservation			ISSUED AND OUTSTANDING		Cancelled, Abated or Adjusted (1968)			
Other Recreational Services		9,600.00	SCHOOL		Balance December 31, 1968		82,750.00	
EDUCATION (excluding schools)			Self-liquidating		CURRENT FINANCES DECEMBER 31, 1968			
Libraries		59,167.00	Other		ASSETS			
Other Educational Services		100.00	Total		Cash on Hand Dec. 31, 1968		554,377.07	
STATUTORY EXPENDITURES			EQUALIZED VALUATION BASIS		Taxes Receivable		117,152.01	
Pensions & F. I. C. A.		51,218.22	1968 CAPITAL OUTLAY		Tax Title Liens		5,113.74	
Employee Fringe Benefits		26,300.00	Beaches and Boardwalks		Foreclosed Property		82,750.00	
Other Statutory Expenditures			Parks and Playgrounds		Emergencies & Other Deferred Charges		30,125.68	
TOTAL MUNICIPAL FUNCTIONS		1,042,917.22	Public Buildings and Grounds		State Aid Receivable		34,859.67	
CAPITAL IMPROVEMENTS		24,100.00	Vehicular Equipment		Other Receivables		217.00	
DEBT SERVICE			Streets, Roads, Sidewalks, Storm Sewers		Total		824,595.17	
Principal Payments		20,000.00	Sewer System		LIABILITIES			
Interest Payments		11,282.50	Water System		Cash Liabilities		167,199.41	
Other Debt Administration			Other Utilities		Reserves For Receivables		20,523.75	
DEFERRED CHARGES		11,000.00	Hospitals and Clinics		Surplus on Hand Dec. 31, 1968		452,163.01	
SCHOOL, COUNTY, SPECIAL DISTRICT TAXES		2,725,123.04	Garbage and Trash Disposal Facilities		Total		824,595.17	
RESERVE FOR UNCOLLECTED TAXES		235,637.79	Health Equipment					
TOTAL EXPENDITURES		4,070,060.55	Library and Education Facilities					
			Conservation and Recreation					
			Other Expenditures					

0802		DEPTFORD TWP				PER CAPITA:		PER CENT:	
Population 1960	17,878	Net Valuation Taxable	21,787,100	TAX RATE:		Gross Debt	211.01	Gross Debt	6.06
Population 1968	23,330	State Equalized Value	86,801,195	General Rate Per \$100.	13.17	Net Debt	71.86	Net Debt	2.06
		Net Valuation on Which County Taxes are apportioned:	86,539,641	Effective Tax Rate		Debt Service	1.94	Tax Levy Collected	95.44
Moody Rating				General Rate	3.30	Total Tax Levy	119.61	Tax Levy Cancelled, Abated or Adjusted	.10
Land Area	17.36 Sq. Miles	State Equalization Ratio	.2510	Municipal Functions	1.38	Municipal Functions	51.40		
1968 EXPENDITURES		1968 REVENUES			1968 PROPERTY TAX				
GENERAL GOVERNMENT									
Governing Body & Public Boards	11,500.00	1968 Property Taxes Collected		2,663,621.29	Local District School Taxes		1,849,687.25		
Municipal Clerk	13,625.00	1968 Payments in Lieu of Taxes			Regional & Consolidated School Taxes				
Financial Administration	8,300.00	Delinquent Tax & Lien Collections		156,778.25	School Taxes in Municipal Budget				
Assessment of Taxes	14,299.54	Business Personalty Replacement Taxes		94,265.00	County Taxes		477,408.96		
Collection of Taxes	12,307.01	Taxes from Public Utilities		247,265.65	County Library Taxes				
Planning, Housing & Development	10,076.30	Other Miscellaneous Tax Revenues			Local Municipal Purpose Taxes		414,307.21		
Elections	3,952.99	State Aid Revenues		33,926.00	Veteran & Senior Citizen Taxes		127,470.00		
General Administration (other)	57,952.26	Federal Aid Revenues			Total Taxes for Rate Computation		2,868,873.42		
JUDICIARY		Sale of Acquired Property		32,400.00	Special District Taxes				
Municipal Courts	10,602.78	Other Miscellaneous Revenues		83,551.34	Bank Stock Taxes		1,167.19		
PUBLIC SAFETY		Total 1968 Revenues		3,311,807.53	Added and Omitted Taxes		48,069.59		
Fire Protection	5,750.00	Prior Years Surplus Appropriated		150,000.00	Total Taxes Levied		2,790,640.20		
Police Protection	173,876.20	TOTAL REVENUES		3,461,807.53	1968 TAXES COLLECTED		2,663,621.29		
Civil Defense & Disaster Control	4,285.27				1968 Taxes Cancelled, Abated or Adjusted		3,030.86		
Environmental Inspection & Control	10,291.63	1968 REAL PROPERTY VALUATIONS - ASSESSED			Transfer To Tax Title Liens		17,278.61		
Other Public Safety		Code Class %			Balance Outstanding Dec. 31, 1968		188,086.80		
PUBLIC WORKS		1 Vacant Land 4.42		952,675.00					
Streets and Drainage	253,534.60	2 Residential 75.38		16,230,200.00	PRIOR YEARS TAXES OUTSTANDING				
Sewers and Sewage Processing		3 Farm 3.92		843,900.00	Balance January 1, 1968		165,966.91		
Garbage and Trash Disposal	98,201.06	4a Commercial 10.41		2,241,600.00	Collected in 1968		148,158.85		
Public Buildings and Grounds	21,866.63	4b Industrial .96		207,050.00	Cancelled, Abated or Adjusted (1968)		340.77		
Other Public Works		4c Apartments 4.91		1,056,600.00	Transfers to Tax Title Liens		5,447.46		
HEALTH and WELFARE		Total Valuation 100.00		21,532,025.00	Balance December 31, 1968		12,019.83		
Health Services Except Environmental	19,115.33	CAPITAL DEBT AUTHORIZED, DECEMBER 31, 1968			TAX TITLE LIENS OUTSTANDING				
Welfare-Public Assistance	55,100.00	ISSUED AND UNISSUED	GROSS DEBT	NET DEBT	Balance January 1, 1968		73,369.89		
Hospitals, Clinics, First Aid		School	4,539,000.00	1,292,621.60	Transfers From Taxes		23,524.49		
Animal, Insect, & Rodent Control	4,500.00	Self-liquidating			Redeemed in 1968		8,619.40		
Other Welfare Services		Other	384,000.00	384,000.00	Cancelled, Abated or Adjusted (1968)				
RECREATION and CONSERVATION		Total	4,923,000.00	1,676,621.60	Balance December 31, 1968		88,274.98		
Beaches and Boardwalks		ISSUED AND OUTSTANDING			PROPERTY ACQUIRED BY DEED OR FORECLOSURE				
Parks, Playgrounds, Shade Trees	10,613.51	School		4,538,000.00	Balance January 1, 1968		103,869.00		
Land Reclamation & Conservation		Self-liquidating			Transfers From Liens				
Other Recreational Services		Other		310,000.00	Sale for Cash (1968)				
EDUCATION (excluding schools)		Total		4,848,000.00	Cancelled, Abated or Adjusted (1968)				
Libraries	10,000.00	EQUALIZED VALUATION BASIS			Balance December 31, 1968		103,869.00		
Other Educational Services		1968 CAPITAL OUTLAY		32,550.00	CURRENT FINANCES DECEMBER 31, 1968				
STATUTORY EXPENDITURES		Beaches and Boardwalks			ASSETS				
Pensions & F. I. C. A.	18,216.02	Parks and Playgrounds			Cash on Hand Dec. 31, 1968		401,847.33		
Employee Fringe Benefits	18,500.00	Public Buildings and Grounds			Taxes Receivable		200,106.63		
Other Statutory Expenditures		Vehicular Equipment		31,000.00	Tax Title Liens		88,274.98		
TOTAL MUNICIPAL FUNCTIONS	846,466.13	Streets, Roads, Sidewalks, Storm Sewers		1,550.00	Foreclosed Property		103,869.00		
CAPITAL IMPROVEMENTS	40,000.00	Sewer System			Emergencies & Other Deferred Charges		71,933.74		
DEBT SERVICE		Water System			State Aid Receivable		98,687.96		
Principal Payments	31,000.00	Other Utilities			Other Receivables		54,874.57		
Interest Payments	14,422.50	Hospitals and Clinics			Total		1,019,594.21		
Other Debt Administration		Garbage and Trash Disposal Facilities			LIABILITIES				
DEFERRED CHARGES	22,948.19	Health Equipment			Cash Liabilities		180,139.20		
SCHOOL, COUNTY, SPECIAL DISTRICT TAXES	2,327,096.21	Library and Education Facilities			Reserves For Receivables		447,125.18		
RESERVE FOR UNCOLLECTED TAXES	244,356.69	Conservation and Recreation			Surplus on Hand Dec. 31, 1968		392,329.83		
TOTAL EXPENDITURES	3,526,289.72	Other Expenditures			Total		1,019,594.21		

1409		DOVER TOWN			PER CAPITA:		PER CENT:	
Population 1960	13,034	Net Valuation Taxable	41,064,836	TAX RATE:	Gross Debt	361.41	Gross Debt	6.97
Population 1968	15,940	State Equalized Value	90,690,892	General Rate Per \$100.	Net Debt	97.16	Net Debt	1.87
		Net Valuation on Which County Taxes are apportioned:	96,095,003	Effective Tax Rate	Debt Service	6.63	Tax Levy Collected	96.20
Moody Rating	BAA	State Equalization Ratio	.4528	General Rate	Total Tax Levy	166.32	Tax Levy Cancelled, Abated or Adjusted	.05
Land Area	2.30 Sq. Miles			Municipal Functions	Municipal Functions	85.18		
1968 EXPENDITURES		1968 REVENUES		1968 PROPERTY TAX				
GENERAL GOVERNMENT								
Governing Body & Public Boards		1968 Property Taxes Collected		2,550,563.73		Local District School Taxes		
Municipal Clerk		1968 Payments in Lieu of Taxes				Regional & Consolidated School Taxes		
Financial Administration	14,596.00	Delinquent Tax & Lien Collections		90,622.89		School Taxes in Municipal Budget		
Assessment of Taxes	20,640.00	Business Personalty Replacement Taxes		198,377.00		County Taxes		
Collection of Taxes	19,730.00	Taxes from Public Utilities		198,301.77		County Library Taxes		
Planning, Housing & Development	11,700.00	Other Miscellaneous Tax Revenues				Local Municipal Purpose Taxes		
Elections	2,450.00	State Aid Revenues		25,566.71		Veteran & Senior Citizen Taxes		
General Aid Administration (other)	74,612.42	Federal Aid Revenues				Total Taxes for Rate Computation		
JUDICIARY		Sale of Acquired Property				Special District Taxes		
Municipal Courts	27,680.00	Other Miscellaneous Revenues		206,373.91		Bank Stock Taxes		
PUBLIC SAFETY		Total 1968 Revenues		3,269,806.01		Added and Omitted Taxes		
Fire Protection	49,290.00	Prior Years Surplus Appropriated		111,000.00		Total Taxes Levied		
Police Protection	269,825.00	TOTAL REVENUES		3,380,806.01		1968 TAXES COLLECTED		
Civil Defense & Disaster Control	1,550.00	1968 REAL PROPERTY VALUATIONS - ASSESSED				1968 Taxes Cancelled, Abated or Adjusted		
Environmental Inspection & Control	6,150.00					Transfer To Tax Title Liens		
Other Public Safety						Balance Outstanding Dec. 31, 1968		
PUBLIC WORKS								
Streets and Drainage	192,250.00							
Sewers and Sewage Processing	800.00							
Garbage and Trash Disposal	80,000.00							
Public Buildings and Grounds	14,000.00							
Other Public Works								
HEALTH and WELFARE								
Health Services Except Environmental	49,550.00							
Welfare-Public Assistance	21,125.00							
Hospitals, Clinics, First Aid	3,000.00							
Animal, Insect, & Rodent Control	500.00							
Other Welfare Services								
RECREATION and CONSERVATION								
Beaches and Boardwalks								
Parks, Playgrounds, Shade Trees	51,450.00							
Land Reclamation & Conservation								
Other Recreational Services	700.00							
EDUCATION (excluding schools)								
Libraries	53,550.00							
Other Educational Services								
STATUTORY EXPENDITURES								
Pensions & F. I. C. A.	71,073.18							
Employee Fringe Benefits	42,174.07							
Other Statutory Expenditures								
TOTAL MUNICIPAL FUNCTIONS	1,078,395.67							
CAPITAL IMPROVEMENTS	10,000.00							
DEBT SERVICE								
Principal Payments	75,000.00							
Interest Payments	30,689.20							
Other Debt Administration								
DEFERRED CHARGES	33,206.41							
SCHOOL, COUNTY, SPECIAL DISTRICT TAXES	1,999,273.63							
RESERVE FOR UNCOLLECTED TAXES	130,578.20							
TOTAL EXPENDITURES	3,357,143.11							

1507		DOVER TWP		PER CAPITA:		PER CENT:		
Population 1960	17,414	Net Valuation Taxable	295,244,365	TAX RATE:	Gross Debt	423.33	Gross Debt	3.99
Population 1968	30,340	State Equalized Value	356,403,144	General Rate Per \$100.	Net Debt	38.06	Net Debt	.35
		Net Valuation on Which County Taxes		Effective Tax Rate	Debt Service	4.41	Tax Levy Collected	94.07
Moody Rating		are apportioned:	371,654,903	General Rate	Total Tax Levy	336.20	Tax Levy Cancelled, Abated	
Land Area	44.03 Sq. Miles	State Equalization Ratio	.8284	Municipal Functions	Municipal Functions	137.25	or Adjusted	.29
1968 EXPENDITURES		1968 REVENUES		1968 PROPERTY TAX				
GENERAL GOVERNMENT								
Governing Body & Public Boards	9,000.00	1968 Property Taxes Collected	9,595,677.52	Local District School Taxes				
Municipal Clerk	25,500.00	1968 Payments in Lieu of Taxes		Regional & Consolidated School Taxes		6,175,612.76		
Financial Administration	21,600.00	Delinquent Tax & Lien Collections	535,555.46	School Taxes in Municipal Budget				
Assessment of Taxes	100,000.00	Business Personalty Replacement Taxes	428,322.00	County Taxes		1,908,445.35		
Collection of Taxes	57,000.00	Taxes from Public Utilities	720,416.71	County Library Taxes				
Planning, Housing & Development	45,500.00	Other Miscellaneous Tax Revenues		Local Municipal Purpose Taxes		1,499,289.17		
Elections	9,650.00	State Aid Revenues	32,543.46	Veteran & Senior Citizen Taxes		248,120.00		
General Administration (other)	277,660.00	Federal Aid Revenues		Total Taxes for Rate Computation		9,831,467.28		
JUDICIARY		Sale of Acquired Property	4,200.00	Special District Taxes		151,500.00		
Municipal Courts	37,087.00	Other Miscellaneous Revenues	440,004.64	Bank Stock Taxes		25,022.96		
PUBLIC SAFETY		Total 1968 Revenues	11,756,719.79	Added and Omitted Taxes		440,477.27		
Fire Protection	4,000.00	Prior Years Surplus Appropriated	600,000.00	Total Taxes Levied		10,200,347.51		
Police Protection	856,600.00	TOTAL REVENUES	12,356,719.79	1968 TAXES COLLECTED		9,595,677.52		
Civil Defense & Disaster Control	22,200.00			1968 Taxes Cancelled, Abated or Adjusted		30,551.93		
Environmental Inspection & Control	71,000.00	1968 REAL PROPERTY VALUATIONS - ASSESSED		Transfer To Tax Title Liens		28,040.00		
Other Public Safety		Code Class %		Balance Outstanding Dec. 31, 1968		549,142.72		
PUBLIC WORKS		1 Vacant Land 7.13	20,737,500.00	PRIOR YEARS TAXES OUTSTANDING				
Streets and Drainage	641,600.00	2 Residential 73.08	212,591,400.00	Balance January 1, 1968		514,880.77		
Sewers and Sewage Processing		3 Farm 2.20	6,407,600.00	Collected in 1968		504,643.44		
Garbage and Trash Disposal	293,000.00	4a Commercial 11.52	33,518,300.00	Cancelled, Abated or Adjusted (1968)				
Public Buildings and Grounds	90,500.00	4b Industrial 3.59	10,436,700.00	Transfers to Tax Title Liens				
Other Public Works		4c Apartments 2.48	7,224,800.00	Balance December 31, 1968		10,237.33		
HEALTH and WELFARE		Total Valuation 100.00	290,916,300.00	TAX TITLE LIENS OUTSTANDING				
Health Services Except Environmental	40,500.00	CAPITAL DEBT AUTHORIZED, DECEMBER 31, 1968		Balance January 1, 1968		91,734.26		
Welfare-Public Assistance	47,500.00	ISSUED AND UNISSUED	11,688,874.89	Transfers From Taxes		28,040.00		
Hospitals, Clinics, First Aid	20,000.00	School		Redeemed in 1968		30,912.02		
Animal, Insect, & Rodent Control	16,000.00	Self-liquidating	1,155,000.00	Cancelled, Abated or Adjusted (1968)				
Other Welfare Services		Other	12,843,874.89	Balance December 31, 1968		88,862.24		
RECREATION and CONSERVATION		Total		PROPERTY ACQUIRED BY DEED OR FORECLOSURE				
Beaches and Boardwalks	68,969.80	ISSUED AND OUTSTANDING		Balance January 1, 1968		304,949.00		
Parks, Playgrounds, Shade Trees	121,700.00	School	10,592,851.06	Transfers From Liens		4,200.00		
Land Reclamation & Conservation		Self-liquidating		Sale for Cash (1968)				
Other Recreational Services	70,530.20	Other	1,155,000.00	Cancelled, Abated or Adjusted (1968)				
EDUCATION (excluding schools)		Total	11,747,851.06	Balance December 31, 1968		300,749.00		
Libraries	48,000.00	EQUALIZED VALUATION BASIS	321,839,949.33	CURRENT FINANCES DECEMBER 31, 1968				
Other Educational Services		1968 CAPITAL OUTLAY	800.00	ASSETS				
STATUTORY EXPENDITURES		Beaches and Boardwalks		Cash on Hand Dec. 31, 1968		2,115,428.90		
Pensions & F. I. C. A.	157,928.60	Parks and Playgrounds		Taxes Receivable		559,380.05		
Employee Fringe Benefits	45,140.00	Public Buildings and Grounds		Tax Title Liens		88,862.24		
Other Statutory Expenditures		Vehicular Equipment		Foreclosed Property		300,749.00		
TOTAL MUNICIPAL FUNCTIONS	3,198,165.60	Streets, Roads, Sidewalks, Storm Sewers		Emergencies & Other Deferred Charges		30,000.00		
CAPITAL IMPROVEMENTS	150,000.00	Sewer System		State Aid Receivable		91,307.00		
DEBT SERVICE		Water System		Other Receivables		107,567.07		
Principal Payments	106,000.00	Other Utilities		Total		3,292,052.71		
Interest Payments	28,083.75	Hospitals and Clinics		LIABILITIES				
Other Debt Administration		Garbage and Trash Disposal Facilities		Cash Liabilities		1,590,986.47		
DEFERRED CHARGES		Health Equipment		Reserves For Receivables		1,056,558.36		
SCHOOL, COUNTY, SPECIAL DISTRICT TAXES	8,235,558.11	Library and Education Facilities		Surplus on Hand Dec. 31, 1968		645,749.43		
RESERVE FOR UNCOLLECTED TAXES	681,921.78	Conservation and Recreation		Total		3,292,052.71		
TOTAL EXPENDITURES	12,399,729.24	Other Expenditures	800.00					

0604		DOWNE TWP			PER CAPITA:		PER CENT:	
Population 1960	1,870	Net Valuation Taxable	2,530,428	TAX RATE:	Gross Debt	276.38	Gross Debt	8.24
Population 1968	1,990	State Equalized Value	6,940,285	General Rate Per \$100.	Net Debt	175.79	Net Debt	5.24
		Net Valuation on Which County Taxes		Effective Tax Rate	Debt Service		Tax Levy Collected	85.54
Moody Rating		are apportioned:	7,585,313	General Rate	Total Tax Levy	105.81	Tax Levy Cancelled, Abated	
Land Area	55.80 Sq. Miles	State Equalization Ratio	.3646	Municipal Functions	Municipal Functions	61.44	or Adjusted	.58
1968 EXPENDITURES		1968 REVENUES			1968 PROPERTY TAX			
GENERAL GOVERNMENT								
Governing Body & Public Boards		1968 Property Taxes Collected			180,142.15			
Municipal Clerk		1968 Payments in Lieu of Taxes						
Financial Administration	2,100.00	Delinquent Tax & Lien Collections			25,880.48			
Assessment of Taxes	4,000.00	Business Personalty Replacement Taxes			18,690.50			
Collection of Taxes	5,400.00	Taxes from Public Utilities			45,679.49			
Planning, Housing & Development	1,200.00	Other Miscellaneous Tax Revenues						
Elections	900.00	State Aid Revenues			23,956.00			
General Administration (other)	10,100.00	Federal Aid Revenues						
JUDICIARY		Sale of Acquired Property						
Municipal Courts	2,150.00	Other Miscellaneous Revenues			16,369.12			
PUBLIC SAFETY		Total 1968 Revenues			310,717.74			
Fire Protection		Prior Years Surplus Appropriated			30,000.00			
Police Protection		TOTAL REVENUES			340,717.74			
Civil Defense & Disaster Control	152.50							
Environmental Inspection & Control	580.00	1968 REAL PROPERTY VALUATIONS - ASSESSED						
Other Public Safety								
PUBLIC WORKS								
Streets and Drainage	39,718.06							
Sewers and Sewage Processing								
Garbage and Trash Disposal	7,067.63							
Public Buildings and Grounds								
Other Public Works								
HEALTH and WELFARE								
Health Services Except Environmental	1,447.21							
Welfare-Public Assistance	1,820.00							
Hospitals, Clinics, First Aid	500.00							
Animal, Insect, & Rodent Control	600.00							
Other Welfare Services								
RECREATION and CONSERVATION								
Beaches and Boardwalks								
Parks, Playgrounds, Shade Trees								
Land Reclamation & Conservation								
Other Recreational Services	300.00							
EDUCATION (excluding schools)								
Libraries								
Other Educational Services								
STATUTORY EXPENDITURES								
Pensions & F. I. C. A.	200.00							
Employee Fringe Benefits								
Other Statutory Expenditures								
TOTAL MUNICIPAL FUNCTIONS	78,235.40							
CAPITAL IMPROVEMENTS								
DEBT SERVICE								
Principal Payments								
Interest Payments								
Other Debt Administration								
DEFERRED CHARGES	2,438.41							
SCHOOL, COUNTY, SPECIAL DISTRICT TAXES	209,635.65							
RESERVE FOR UNCOLLECTED TAXES	41,600.00							
TOTAL EXPENDITURES	331,909.46							

0210		DUMONT BORO				PER CAPITA:		PER CENT:	
Population 1960	18,882	Net Valuation Taxable	101,008,750	TAX RATE:		Gross Debt	152.76	Gross Debt	2.52
Population 1968	20,630	State Equalized Value	133,362,490	General Rate Per \$100.		Net Debt	25.71	Net Debt	.42
		Net Valuation on Which County Taxes		Effective Tax Rate		Debt Service	4.35	Tax Levy Collected	97.75
Moody Rating		are apportioned:	128,040,685	General Rate		Total Tax Levy	204.70	Tax Levy Cancelled, Abated	
Land Area	1.80 Sq. Miles	State Equalization Ratio	.7574	Municipal Functions		Municipal Functions	77.34	or Adjusted	.06
1968 EXPENDITURES		1968 REVENUES				1968 PROPERTY TAX			
GENERAL GOVERNMENT		1968 Property Taxes Collected				4,128,264.28			
Governing Body & Public Boards		1968 Payments in Lieu of Taxes				6,171.64			
Municipal Clerk		Delinquent Tax & Lien Collections				47,382.26			
Financial Administration		Business Personalty Replacement Taxes				39,584.00			
Assessment of Taxes		Taxes from Public Utilities				226,173.15			
Collection of Taxes		Other Miscellaneous Tax Revenues				9,421.00			
Planning, Housing & Development		State Aid Revenues							
Elections		Federal Aid Revenues							
General Administration (other)		Sale of Acquired Property							
JUDICIARY		Other Miscellaneous Revenues				60,289.66			
Municipal Courts		Total 1968 Revenues				4,517,285.99			
PUBLIC SAFETY		Prior Years Surplus Appropriated				233,750.00			
Fire Protection		TOTAL REVENUES				4,751,035.99			
Police Protection		1968 REAL PROPERTY VALUATIONS - ASSESSED							
Civil Defense & Disaster Control		Code Class %							
Environmental Inspection & Control		1 Vacant Land .93				924,765.00			
Other Public Safety		2 Residential 88.64				87,726,145.00			
PUBLIC WORKS		3 Farm .03				31,090.00			
Streets and Drainage		4a Commercial 4.46				4,418,560.00			
Sewers and Sewage Processing		4b Industrial .47				462,730.00			
Garbage and Trash Disposal		4c Apartments 5.46				5,403,155.00			
Public Buildings and Grounds		Total Valuation99.99.				98,966,445.00			
Other Public Works		CAPITAL DEBT AUTHORIZED, DECEMBER 31, 1968							
HEALTH and WELFARE		ISSUED AND UNISSUED				GROSS DEBT NET DEBT			
Health Services Except Environmental		School				2,621,000.00			
Welfare-Public Assistance		Self-liquidating				530,470.28			
Hospitals, Clinics, First Aid		Other				3,151,470.28			
Animal, Insect, & Rodent Control		Total							
Other Welfare Services		ISSUED AND OUTSTANDING							
RECREATION and CONSERVATION		School				2,621,000.00			
Beaches and Boardwalks		Self-liquidating				495,050.00			
Parks, Playgrounds, Shade Trees		Other				3,116,050.00			
Land Reclamation & Conservation		Total							
Other Recreational Services		EQUALIZED VALUATION BASIS				124,935,444.00			
EDUCATION (excluding schools)		1968 CAPITAL OUTLAY				109,396.59			
Libraries		Beaches and Boardwalks							
Other Educational Services		Parks and Playgrounds							
STATUTORY EXPENDITURES		Public Buildings and Grounds				46,273.84			
Pensions & F. I. C. A.		Vehicular Equipment				20,503.89			
Employee Fringe Benefits		Streets, Roads, Sidewalks, Storm Sewers				41,906.36			
Other Statutory Expenditures		Sewer System							
TOTAL MUNICIPAL FUNCTIONS		Water System							
CAPITAL IMPROVEMENTS		Other Utilities							
DEBT SERVICE		Hospitals and Clinics							
Principal Payments		Garbage and Trash Disposal Facilities							
Interest Payments		Health Equipment							
Other Debt Administration		Library and Education Facilities							
DEFERRED CHARGES		Conservation and Recreation							
SCHOOL, COUNTY, SPECIAL DISTRICT TAXES		Other Expenditures				712.50			
RESERVE FOR UNCOLLECTED TAXES									
TOTAL EXPENDITURES									

1203		DUNELLEN BORO			PER CAPITA:	PER CENT:
Population 1960	6,840	Net Valuation Taxable	21,426,973	TAX RATE:	Gross Debt	169.34
Population 1968	7,830	State Equalized Value	46,119,184	General Rate Per \$100.	Net Debt	41.89
		Net Valuation on Which County Taxes are apportioned:	49,010,679	Effective Tax Rate	Debt Service	6.89
Moody Rating		State Equalization Ratio	.4646	General Rate	Total Tax Levy	175.80
Land Area	1.00 Sq. Miles			Municipal Functions	Municipal Functions	81.13
1968 EXPENDITURES		1968 REVENUES		1968 PROPERTY TAX		
GENERAL GOVERNMENT		1968 Property Taxes Collected		1,309,852.81	Local District School Taxes	838,571.50
Governing Body & Public Boards		1968 Payments in Lieu of Taxes		11,696.25	Regional & Consolidated School Taxes	
Municipal Clerk		Delinquent Tax & Lien Collections		59,160.58	School Taxes in Municipal Budget	
Financial Administration	4,500.00	Business Personalty Replacement Taxes		179,212.00	County Taxes	252,878.66
Assessment of Taxes	4,600.00	Taxes from Public Utilities		89,831.10	County Library Taxes	
Collection of Taxes	12,050.00	Other Miscellaneous Tax Revenues		9,905.28	Local Municipal Purpose Taxes	275,850.83
Planning, Housing & Development	525.00	State Aid Revenues			Veteran & Senior Citizen Taxes	47,560.00
Elections	100.00	Federal Aid Revenues			Total Taxes for Rate Computation	1,414,860.96
General Administration (other)	36,702.22	Sale of Acquired Property		32,011.42	Special District Taxes	
JUDICIARY		Other Miscellaneous Revenues		1,691,669.44	Bank Stock Taxes	7,193.40
Municipal Courts	8,049.38	Total 1968 Revenues		28,000.00	Added and Omitted Taxes	2,029.28
PUBLIC SAFETY		Prior Years Surplus Appropriated		1,719,669.44	Total Taxes Levied	1,376,523.64
Fire Protection	26,086.88	TOTAL REVENUES			1968 TAXES COLLECTED	1,309,852.81
Police Protection	181,898.99	1968 REAL PROPERTY VALUATIONS - ASSESSED			1968 Taxes Cancelled, Abated or Adjusted	
Civil Defense & Disaster Control	1,400.00	Code	Class	%	Transfer To Tax Title Liens	
Environmental Inspection & Control	1,900.00	1	Vacant Land	.73	Balance Outstanding Dec. 31, 1968	66,670.83
Other Public Safety		2	Residential	75.28		
PUBLIC WORKS		3	Farm			
Streets and Drainage	77,872.67	4a	Commercial	11.68	PRIOR YEARS TAXES OUTSTANDING	
Sewers and Sewage Processing	31,025.00	4b	Industrial	11.81	Balance January 1, 1968	86,470.77
Garbage and Trash Disposal		4c	Apartments	.50	Collected in 1968	58,798.82
Public Buildings and Grounds	20,132.76	Total Valuation 100.00		20,569,175.00	Cancelled, Abated or Adjusted (1968)	
Other Public Works		CAPITAL DEBT AUTHORIZED, DECEMBER 31, 1968			Transfers to Tax Title Liens	
HEALTH and WELFARE		ISSUED AND UNISSUED			Balance December 31, 1968	27,671.95
Health Services Except Environmental	7,150.00	GROSS DEBT		998,000.00	TAX TITLE LIENS OUTSTANDING	
Welfare-Public Assistance	5,100.00	NET DEBT		328,000.00	Balance January 1, 1968	5,902.04
Hospitals, Clinics, First Aid	1,500.00	Total 1,326,000.00		1,326,000.00	Transfers From Taxes	
Animal, Insect, & Rodent Control		ISSUED AND OUTSTANDING			Redeemed in 1968	361.76
Other Welfare Services		School		998,000.00	Cancelled, Abated or Adjusted (1968)	
RECREATION and CONSERVATION		Self-liquidating		328,000.00	Balance December 31, 1968	5,540.28
Beaches and Boardwalks		Other		1,326,000.00	PROPERTY ACQUIRED BY DEED OR FORECLOSURE	
Parks, Playgrounds, Shade Trees	3,150.00	Total			Balance January 1, 1968	900.00
Land Reclamation & Conservation		EQUALIZED VALUATION BASIS		42,355,422.33	Transfers From Liens	
Other Recreational Services	18,415.00	1968 CAPITAL OUTLAY		6,093.70	Sale for Cash (1968)	
EDUCATION (excluding schools)		Beaches and Boardwalks		2,000.00	Cancelled, Abated or Adjusted (1968)	
Libraries	10,200.00	Parks and Playgrounds			Balance December 31, 1968	900.00
Other Educational Services		Public Buildings and Grounds			CURRENT FINANCES DECEMBER 31, 1968	
STATUTORY EXPENDITURES		Vehicular Equipment		4,073.00	ASSETS	
Pensions & F. I. C. A.	26,203.86	Streets, Roads, Sidewalks, Storm Sewers			Cash on Hand Dec. 31, 1968	155,153.65
Employee Fringe Benefits	6,450.00	Sewer System			Taxes Receivable	94,342.78
Other Statutory Expenditures		Water System			Tax Title Liens	5,540.28
TOTAL MUNICIPAL FUNCTIONS	485,011.76	Other Utilities			Foreclosed Property	900.00
CAPITAL IMPROVEMENTS	2,000.00	Hospitals and Clinics			Emergencies & Other Deferred Charges	44,562.93
DEBT SERVICE		Garbage and Trash Disposal Facilities			State Aid Receivable	12,206.00
Principal Payments	40,000.00	Health Equipment			Other Receivables	1,633.80
Interest Payments	13,984.00	Library and Education Facilities			Total	314,339.44
Other Debt Administration		Conservation and Recreation			LIABILITIES	
DEFERRED CHARGES	20,210.91	Other Expenditures		20.70	Cash Liabilities	130,410.65
SCHOOL, COUNTY, SPECIAL DISTRICT TAXES	1,091,450.16				Reserves For Receivables	102,416.86
RESERVE FOR UNCOLLECTED TAXES	74,067.22				Surplus on Hand Dec. 31, 1968	81,511.93
TOTAL EXPENDITURES	1,726,724.05				Total	314,339.44

1508		EAGLESWOOD TWP				PER CAPITA:		PER CENT:		
Population 1960	766	Net Valuation Taxable	5,132,139	TAX RATE:		Gross Debt	225.87	Gross Debt	3.50	
Population 1968	800	State Equalized Value	5,263,732	General Rate Per \$100.		Net Debt	64.58	Net Debt	1.00	
		Net Valuation on Which County Taxes		Effective Tax Rate		Debt Service		Tax Levy Collected	81.35	
Moody Rating		are apportioned:	5,175,349	General Rate		Total Tax Levy	185.54	Tax Levy Cancelled, Abated		
Land Area	17.10 Sq. Miles	State Equalization Ratio	.9750	Municipal Functions		Municipal Functions	100.68	or Adjusted		
1968 EXPENDITURES		1968 REVENUES			1968 PROPERTY TAX					
GENERAL GOVERNMENT		1968 Property Taxes Collected			120,753.41		Local District School Taxes			116,728.00
Governing Body & Public Boards		1968 Payments in Lieu of Taxes					Regional & Consolidated School Taxes			
Municipal Clerk		Delinquent Tax & Lien Collections			19,142.67		School Taxes in Municipal Budget			
Financial Administration		1,300.00	Business Personalty Replacement Taxes			2,379.00	County Taxes			26,507.32
Assessment of Taxes		1,400.00	Taxes from Public Utilities			29,522.07	County Library Taxes			1,083.61
Collection of Taxes		1,700.00	Other Miscellaneous Tax Revenues				Local Municipal Purpose Taxes			3,000.00
Planning, Housing & Development		100.00	State Aid Revenues			4,759.00	Veteran & Senior Citizen Taxes			8,480.00
Elections			Federal Aid Revenues				Total Taxes for Rate Computation			155,798.93
General Administration (other)		6,825.00	Sale of Acquired Property			500.00	Special District Taxes			
JUDICIARY			Other Miscellaneous Revenues			5,309.53	Bank Stock Taxes			
Municipal Courts			Total 1968 Revenues			182,365.68	Added and Omitted Taxes			1,114.56
PUBLIC SAFETY			Prior Years Surplus Appropriated			17,700.00	Total Taxes Levied			148,433.49
Fire Protection		2,000.00	TOTAL REVENUES			200,065.68	1968 TAXES COLLECTED			120,753.41
Police Protection		2,450.00					1968 Taxes Cancelled, Abated or Adjusted			
Civil Defense & Disaster Control		100.00					Transfer To Tax Title Liens			
Environmental Inspection & Control			1968 REAL PROPERTY VALUATIONS - ASSESSED				Balance Outstanding Dec. 31, 1968			27,680.08
Other Public Safety										
PUBLIC WORKS							PRIOR YEARS TAXES OUTSTANDING			
Streets and Drainage		14,100.00	Code	Class	%	1,383,230.00	Balance January 1, 1968			31,705.05
Sewers and Sewage Processing			1	Vacant Land	27.81	2,970,100.00	Collected in 1968			17,506.54
Garbage and Trash Disposal		5,000.00	2	Residential	59.72	25,350.00	Cancelled, Abated or Adjusted (1968)			
Public Buildings and Grounds		1,000.00	3	Farm	.51	308,000.00	Transfers to Tax Title Liens			
Other Public Works			4a	Commercial	6.19	287,100.00	Balance December 31, 1968			14,198.51
HEALTH and WELFARE			4b	Industrial	5.77		TAX TITLE LIENS OUTSTANDING			
Health Services Except Environmental		350.00	4c	Apartments		4,973,780.00	Balance January 1, 1968			8,412.12
Welfare-Public Assistance		800.00	Total Valuation			100.00	Transfers From Taxes			
Hospitals, Clinics, First Aid		50.00	CAPITAL DEBT AUTHORIZED, DECEMBER 31, 1968				Redeemed in 1968			1,636.13
Animal, Insect, & Rodent Control		3,850.00	ISSUED AND UNISSUED				Cancelled, Abated or Adjusted (1968)			
Other Welfare Services			School			175,000.00	Balance December 31, 1968			6,775.99
RECREATION and CONSERVATION			Self-liquidating			5,700.00	PROPERTY ACQUIRED BY DEED OR FORECLOSURE			
Beaches and Boardwalks			Other			180,700.00	Balance January 1, 1968			24,545.00
Parks, Playgrounds, Shade Trees			Total				Transfers From Liens			500.00
Land Reclamation & Conservation			ISSUED AND OUTSTANDING				Sale for Cash (1968)			500.00
Other Recreational Services			School				Cancelled, Abated or Adjusted (1968)			
EDUCATION (excluding schools)			Self-liquidating				Balance December 31, 1968			24,545.00
Libraries			Other							
Other Educational Services			Total							
STATUTORY EXPENDITURES			EQUALIZED VALUATION BASIS			5,161,406.33	CURRENT FINANCES DECEMBER 31, 1968			
Pensions & F. I. C. A.		400.00	1968 CAPITAL OUTLAY				ASSETS			
Employee Fringe Benefits			Beaches and Boardwalks				Cash on Hand Dec. 31, 1968			108,791.10
Other Statutory Expenditures			Parks and Playgrounds				Taxes Receivable			41,878.59
TOTAL MUNICIPAL FUNCTIONS		41,425.00	Public Buildings and Grounds				Tax Title Liens			6,775.99
CAPITAL IMPROVEMENTS		500.00	Vehicular Equipment				Foreclosed Property			24,545.00
DEBT SERVICE			Streets, Roads, Sidewalks, Storm Sewers				Emergencies & Other Deferred Charges			8,200.00
Principal Payments			Sewer System				State Aid Receivable			4,200.00
Interest Payments			Water System				Other Receivables			4,169.06
Other Debt Administration			Other Utilities				Total			198,559.83
DEFERRED CHARGES		9,100.00	Hospitals and Clinics				LIABILITIES			
SCHOOL, COUNTY, SPECIAL DISTRICT TAXES		144,318.93	Garbage and Trash Disposal Facilities				Cash Liabilities			98,902.04
RESERVE FOR UNCOLLECTED TAXES		29,525.00	Health Equipment				Reserves For Receivables			77,368.64
			Library and Education Facilities				Surplus on Hand Dec. 31, 1968			22,289.15
			Conservation and Recreation				Total			198,559.83
TOTAL EXPENDITURES		224,868.93	Other Expenditures							

0311		EASTAMPTON TWP				PER CAPITA:		PER CENT:	
Population 1960	1,402	Net Valuation Taxable	11,401,105	TAX RATE:		Gross Debt	152.90	Gross Debt	4.10
Population 1968	2,610	State Equalized Value	10,979,492	General Rate Per \$100.		Net Debt	3.21	Net Debt	.08
		Net Valuation on Which County Taxes are apportioned:	11,581,319	Effective Tax Rate		Debt Service	.55	Tax Levy Collected	89.88
Moody Rating				General Rate		Total Tax Levy	136.87	Tax Levy Cancelled, Abated or Adjusted	
Land Area	5.73 Sq. Miles	State Equalization Ratio	1.0384	Municipal Functions		Municipal Functions	50.52		
1968 EXPENDITURES		1968 REVENUES				1968 PROPERTY TAX			
GENERAL GOVERNMENT									
Governing Body & Public Boards		1968 Property Taxes Collected				Local District School Taxes			
Municipal Clerk		1968 Payments in Lieu of Taxes				Regional & Consolidated School Taxes			
Financial Administration		Delinquent Tax & Lien Collections				School Taxes in Municipal Budget			
Assessment of Taxes		Business Personalty Replacement Taxes				County Taxes			
Collection of Taxes		Taxes from Public Utilities				County Library Taxes			
Planning, Housing & Development		Other Miscellaneous Tax Revenues				Local Municipal Purpose Taxes			
Elections		State Aid Revenues				Veteran & Senior Citizen Taxes			
General Administration (other)		Federal Aid Revenues				Total Taxes for Rate Computation			
JUDICIARY		Sale of Acquired Property				Special District Taxes			
Municipal Courts		Other Miscellaneous Revenues				Bank Stock Taxes			
PUBLIC SAFETY		Total 1968 Revenues				Added and Omitted Taxes			
Fire Protection		Prior Years Surplus Appropriated				Total Taxes Levied			
Police Protection		TOTAL REVENUES				1968 TAXES COLLECTED			
Civil Defense & Disaster Control						1968 Taxes Cancelled, Abated or Adjusted			
Environmental Inspection & Control						Transfer To Tax Title Liens			
Other Public Safety						Balance Outstanding Dec. 31, 1968			
PUBLIC WORKS		1968 REAL PROPERTY VALUATIONS - ASSESSED							
Streets and Drainage		Code Class %				PRIOR YEARS TAXES OUTSTANDING			
Sewers and Sewage Processing		1 Vacant Land 3.37				Balance January 1, 1968			
Garbage and Trash Disposal		2 Residential 59.20				Collected in 1968			
Public Buildings and Grounds		3 Farm 23.33				Cancelled, Abated or Adjusted (1968)			
Other Public Works		4a Commercial 11.37				Transfers to Tax Title Liens			
HEALTH and WELFARE		4b Industrial 1.22				Balance December 31, 1968			
Health Services Except Environmental		4c Apartments 1.51							
Welfare-Public Assistance		Total Valuation 100.00							
Hospitals, Clinics, First Aid									
Animal, Insect, & Rodent Control									
Other Welfare Services									
RECREATION and CONSERVATION		CAPITAL DEBT AUTHORIZED, DECEMBER 31, 1968				TAX TITLE LIENS OUTSTANDING			
Beaches and Boardwalks		ISSUED AND UNISSUED				Balance January 1, 1968			
Parks, Playgrounds, Shade Trees		School				Transfers From Taxes			
Land Reclamation & Conservation		Self-liquidating				Redeemed in 1968			
Other Recreational Services		Other				Cancelled, Abated or Adjusted (1968)			
EDUCATION (excluding schools)		Total				Balance December 31, 1968			
Libraries						PROPERTY ACQUIRED BY DEED OR FORECLOSURE			
Other Educational Services						Balance January 1, 1968			
STATUTORY EXPENDITURES						Transfers From Liens			
Pensions & F. I. C. A.						Sale for Cash (1968)			
Employee Fringe Benefits						Cancelled, Abated or Adjusted (1968)			
Other Statutory Expenditures						Balance December 31, 1968			
TOTAL MUNICIPAL FUNCTIONS		EQUALIZED VALUATION BASIS							
CAPITAL IMPROVEMENTS		1968 CAPITAL OUTLAY				CURRENT FINANCES DECEMBER 31, 1968			
DEBT SERVICE		Beaches and Boardwalks				ASSETS			
Principal Payments		Parks and Playgrounds				Cash on Hand Dec. 31, 1968			
Interest Payments		Public Buildings and Grounds				Taxes Receivable			
Other Debt Administration		Vehicular Equipment				Tax Title Liens			
DEFERRED CHARGES		Streets, Roads, Sidewalks, Storm Sewers				Foreclosed Property			
SCHOOL, COUNTY, SPECIAL DISTRICT TAXES		Sewer System				Emergencies & Other Deferred Charges			
RESERVE FOR UNCOLLECTED TAXES		Water System				State Aid Receivable			
TOTAL EXPENDITURES		Other Utilities				Other Receivables			
		Hospitals and Clinics				Total			
		Garbage and Trash Disposal Facilities				LIABILITIES			
		Health Equipment				Cash Liabilities			
		Library and Education Facilities				Reserves For Receivables			
		Conservation and Recreation				Surplus on Hand Dec. 31, 1968			
		Other Expenditures				Total			

1008		EAST AMWELL TWP		PER CAPITA:		PER CENT:		
Population 1960	1,981	Net Valuation Taxable	18,592,397	TAX RATE:	Gross Debt	349.09	Gross Debt	3.53
Population 1968	2,440	State Equalized Value	27,386,061	General Rate Per \$100.	Net Debt		Net Debt	
		Net Valuation on Which County Taxes		Effective Tax Rate	Debt Service		Tax Levy Collected	78.23
Moody Rating		are apportioned:	25,396,389	General Rate	Total Tax Levy	270.58	Tax Levy Cancelled, Abated	
Land Area	27.80 Sq. Miles	State Equalization Ratio	.6789	Municipal Functions	Municipal Functions	106.05	or Adjusted	4.98
1968 EXPENDITURES		1968 REVENUES		1968 PROPERTY TAX				
GENERAL GOVERNMENT								
Governing Body & Public Boards		1968 Property Taxes Collected		516,509.34		Local District School Taxes		242,729.45
Municipal Clerk		1968 Payments in Lieu of Taxes				Regional & Consolidated School Taxes		192,217.79
Financial Administration		3,100.00	Delinquent Tax & Lien Collections	62,482.25	School Taxes in Municipal Budget			
Assessment of Taxes		7,400.00	Business Personalty Replacement Taxes	26,495.00	County Taxes		117,778.88	
Collection of Taxes		3,900.00	Taxes from Public Utilities	37,628.13	County Library Taxes		4,252.53	
Planning, Housing & Development		3,450.00	Other Miscellaneous Tax Revenues		Local Municipal Purpose Taxes		98,911.82	
Elections			State Aid Revenues	5,657.00	Veteran & Senior Citizen Taxes		14,630.00	
General Administration (other)		14,500.00	Federal Aid Revenues		Total Taxes for Rate Computation		670,520.47	
JUDICIARY			Sale of Acquired Property		Special District Taxes			
Municipal Courts		1,800.00	Other Miscellaneous Revenues	15,152.46	Bank Stock Taxes		59.96	
PUBLIC SAFETY			Total 1968 Revenues	663,924.18	Added and Omitted Taxes		4,276.73	
Fire Protection		5,250.00	Prior Years Surplus Appropriated	50,000.00	Total Taxes Levied		660,227.16	
Police Protection		3,050.00	TOTAL REVENUES	713,924.18	1968 TAXES COLLECTED		516,509.34	
Civil Defense & Disaster Control		200.00			1968 Taxes Cancelled, Abated or Adjusted		32,887.77	
Environmental Inspection & Control		2,100.00	1968 REAL PROPERTY VALUATIONS - ASSESSED		Transfer To Tax Title Liens			
Other Public Safety					Balance Outstanding Dec. 31, 1968		111,362.89	
PUBLIC WORKS								
Streets and Drainage		43,385.56	Code Class %	746,800.00	PRIOR YEARS TAXES OUTSTANDING			
Sewers and Sewage Processing			1 Vacant Land 4.06	6,927,000.00	Balance January 1, 1968		202,655.75	
Garbage and Trash Disposal			2 Residential 37.65	5,735,605.00	Collected in 1968		62,482.25	
Public Buildings and Grounds		2,800.00	3 Farm 31.18	4,809,474.00	Cancelled, Abated or Adjusted (1968)		2,359.49	
Other Public Works			4a Commercial 26.14	146,600.00	Transfers to Tax Title Liens			
HEALTH and WELFARE			4b Industrial .17	18,396,229.00	Balance December 31, 1968		137,814.01	
Health Services Except Environmental		1,800.00	4c Apartments .80		TAX TITLE LIENS OUTSTANDING			
Welfare-Public Assistance		1,900.00	Total Valuation 100.00		Balance January 1, 1968			
Hospitals, Clinics, First Aid					Transfers From Taxes			
Animal, Insect, & Rodent Control					Redeemed in 1968			
Other Welfare Services					Cancelled, Abated or Adjusted (1968)			
RECREATION and CONSERVATION			CAPITAL DEBT AUTHORIZED, DECEMBER 31, 1968		Balance December 31, 1968			
Beaches and Boardwalks			ISSUED AND UNISSUED	GROSS DEBT	PROPERTY ACQUIRED BY DEED OR FORECLOSURE			
Parks, Playgrounds, Shade Trees			School	851,780.38	Balance January 1, 1968			
Land Reclamation & Conservation			Self-liquidating		Transfers From Liens			
Other Recreational Services			Other		Sale for Cash (1968)			
EDUCATION (excluding schools)			Total	851,780.38	Cancelled, Abated or Adjusted (1968)			
Libraries			ISSUED AND OUTSTANDING		Balance December 31, 1968			
Other Educational Services			School	445,167.98	CURRENT FINANCES DECEMBER 31, 1968			
STATUTORY EXPENDITURES			Self-liquidating		ASSETS			
Pensions & F. I. C. A.		1,800.00	Other		Cash on Hand Dec. 31, 1968		167,026.17	
Employee Fringe Benefits		750.00	Total	445,167.98	Taxes Receivable		249,916.07	
Other Statutory Expenditures			EQUALIZED VALUATION BASIS	24,188,114.33	Tax Title Liens			
TOTAL MUNICIPAL FUNCTIONS		97,185.56	1968 CAPITAL OUTLAY	27,000.00	Foreclosed Property			
CAPITAL IMPROVEMENTS		3,000.00	Beaches and Boardwalks		Emergencies & Other Deferred Charges			
DEBT SERVICE			Parks and Playgrounds		State Aid Receivable		15,275.00	
Principal Payments			Public Buildings and Grounds		Other Receivables		739.17	
Interest Payments			Vehicular Equipment	27,000.00	Total		432,217.24	
Other Debt Administration			Streets, Roads, Sidewalks, Storm Sewers		LIABILITIES			
DEFERRED CHARGES		219.92	Sewer System		Cash Liabilities		44,027.10	
SCHOOL, COUNTY, SPECIAL DISTRICT TAXES		550,978.65	Water System		Reserves For Receivables		249,916.07	
RESERVE FOR UNCOLLECTED TAXES		158,368.30	Other Utilities		Surplus on Hand Dec. 31, 1968		138,274.07	
			Hospitals and Clinics		Total		432,217.24	
			Garbage and Trash Disposal Facilities					
			Health Equipment					
			Library and Education Facilities					
			Conservation and Recreation					
TOTAL EXPENDITURES		815,752.43	Other Expenditures					

1204		EAST BRUNSWICK TWP		PER CAPITA:		PER CENT:		
Population 1960	19,965	Net Valuation Taxable	101,302,096	TAX RATE:	Gross Debt	454.77	Gross Debt	7.44
Population 1968	31,410	State Equalized Value	220,557,578	General Rate Per \$100.	Net Debt	149.98	Net Debt	2.45
Moody Rating	BAA	Net Valuation on Which County Taxes are apportioned:	222,258,296	Effective Tax Rate	Debt Service	3.19	Tax Levy Collected	95.74
Land Area	21.50 Sq. Miles	State Equalization Ratio	.4593	General Rate	Total Tax Levy	236.34	Tax Levy Cancelled, Abated or Adjusted	.17
				Municipal Functions	Municipal Functions	76.15		
1968 EXPENDITURES		1968 REVENUES		1968 PROPERTY TAX				
GENERAL GOVERNMENT								
Governing Body & Public Boards	25,525.00	1968 Property Taxes Collected	7,107,345.30	Local District School Taxes	5,127,075.00			
Municipal Clerk	30,497.00	1968 Payments in Lieu of Taxes		Regional & Consolidated School Taxes				
Financial Administration	19,394.00	Delinquent Tax & Lien Collections	339,133.66	School Taxes in Municipal Budget				
Assessment of Taxes	31,679.00	Business Personalty Replacement Taxes	318,774.00	County Taxes	1,165,022.86			
Collection of Taxes	47,541.00	Taxes from Public Utilities	436,894.83	County Library Taxes				
Planning, Housing & Development	39,207.00	Other Miscellaneous Tax Revenues		Local Municipal Purpose Taxes	957,385.49			
Elections		State Aid Revenues	23,386.02	Veteran & Senior Citizen Taxes	172,611.00			
General Administration (other)	229,250.00	Federal Aid Revenues	27,554.31	Total Taxes for Rate Computation	7,422,093.35			
JUDICIARY		Sale of Acquired Property		Special District Taxes				
Municipal Courts	19,631.00	Other Miscellaneous Revenues	406,260.72	Bank Stock Taxes	5,177.80			
PUBLIC SAFETY		Total 1968 Revenues	8,659,348.84	Added and Omitted Taxes	168,810.44			
Fire Protection	25,602.00	Prior Years Surplus Appropriated	210,000.00	Total Taxes Levied	7,423,471.59			
Police Protection	371,873.00	TOTAL REVENUES	8,869,348.84	1968 TAXES COLLECTED	7,107,345.30			
Civil Defense & Disaster Control	9,572.00			1968 Taxes Cancelled, Abated or Adjusted	12,779.14			
Environmental Inspection & Control	62,817.31	1968 REAL PROPERTY VALUATIONS - ASSESSED		Transfer To Tax Title Liens	24,936.65			
Other Public Safety		Code Class %		Balance Outstanding Dec. 31, 1968	278,410.50			
PUBLIC WORKS		1 Vacant Land 9.44	9,390,180.00					
Streets and Drainage	323,644.00	2 Residential 71.21	70,820,590.00					
Sewers and Sewage Processing	900.00	3 Farm 1.34	1,330,270.00					
Garbage and Trash Disposal	189,906.00	4a Commercial 12.52	12,451,030.00					
Public Buildings and Grounds	89,364.00	4b Industrial 3.94	3,919,640.00					
Other Public Works	6,156.00	4c Apartments 1.56	1,552,500.00					
HEALTH and WELFARE		Total Valuation 100.00	99,464,210.00					
Health Services Except Environmental	47,191.00	CAPITAL DEBT AUTHORIZED, DECEMBER 31, 1968						
Welfare-Public Assistance	14,330.00	ISSUED AND UNISSUED	GROSS DEBT	NET DEBT				
Hospitals, Clinics, First Aid	3,500.00	School	8,691,000.00	1,020,536.47				
Animal, Insect, & Rodent Control		Self-liquidating	1,903,000.00					
Other Welfare Services		Other	3,690,500.00	3,690,500.00				
RECREATION and CONSERVATION		Total	14,284,500.00	4,711,036.47				
Beaches and Boardwalks		ISSUED AND OUTSTANDING						
Parks, Playgrounds, Shade Trees	47,683.00	School	8,691,000.00					
Land Reclamation & Conservation		Self-liquidating	1,778,000.00					
Other Recreational Services	2,400.00	Other	2,669,500.00					
EDUCATION (excluding schools)		Total	12,538,500.00					
Libraries	67,500.00	EQUALIZED VALUATION BASIS	191,761,588.33					
Other Educational Services		1968 CAPITAL OUTLAY	10,865.27					
STATUTORY EXPENDITURES		Beaches and Boardwalks						
Pensions & F. I. C. A.	90,817.00	Parks and Playgrounds						
Employee Fringe Benefits		Public Buildings and Grounds						
Other Statutory Expenditures		Vehicular Equipment						
TOTAL MUNICIPAL FUNCTIONS	1,795,979.31	Streets, Roads, Sidewalks, Storm Sewers						
CAPITAL IMPROVEMENTS	45,000.00	Sewer System						
DEBT SERVICE		Water System	10,865.27					
Principal Payments	31,500.00	Other Utilities						
Interest Payments	68,897.00	Hospitals and Clinics						
Other Debt Administration		Garbage and Trash Disposal Facilities						
DEFERRED CHARGES	18,780.00	Health Equipment						
SCHOOL, COUNTY, SPECIAL DISTRICT TAXES	6,292,097.86	Library and Education Facilities						
RESERVE FOR UNCOLLECTED TAXES	431,948.29	Conservation and Recreation						
TOTAL EXPENDITURES	8,684,202.46	Other Expenditures						

0803		EAST GREENWICH TWP				PER CAPITA:		PER CENT:	
Population 1960	2,722	Net Valuation Taxable	4,562,867	TAX RATE:		Gross Debt	183.58	Gross Debt	3.58
Population 1968	3,340	State Equalized Value	21,331,776	General Rate Per \$100.	10.01	Net Debt		Net Debt	
		Net Valuation on Which County Taxes		Effective Tax Rate		Debt Service		Tax Levy Collected	90.78
Moody Rating		are apportioned:	15,470,998	General Rate	2.14	Total Tax Levy	134.21	Tax Levy Cancelled, Abated	
Land Area	11.78 Sq. Miles	State Equalization Ratio	.2139	Municipal Functions	.91	Municipal Functions	58.68	or Adjusted	
1968 EXPENDITURES		1968 REVENUES				1968 PROPERTY TAX			
GENERAL GOVERNMENT		1968 Property Taxes Collected				406,976.69			
Governing Body & Public Boards		1968 Payments in Lieu of Taxes				39,541.06			
Municipal Clerk		Delinquent Tax & Lien Collections				9,950.00			
Financial Administration		Business Personalty Replacement Taxes				128,891.49			
Assessment of Taxes		Taxes from Public Utilities				6,759.00			
Collection of Taxes		Other Miscellaneous Tax Revenues				14,505.99			
Planning, Housing & Development		State Aid Revenues				12,745.55			
Elections		Federal Aid Revenues				212,393.09			
General Administration (other)		Sale of Acquired Property				33,360.82			
JUDICIARY		Other Miscellaneous Revenues				245,753.91			
Municipal Courts		Total 1968 Revenues							
PUBLIC SAFETY		Prior Years Surplus Appropriated							
Fire Protection		TOTAL REVENUES							
Police Protection									
Civil Defense & Disaster Control									
Environmental Inspection & Control									
Other Public Safety									
PUBLIC WORKS		1968 REAL PROPERTY VALUATIONS - ASSESSED							
Streets and Drainage		Code Class %							
Sewers and Sewage Processing		1 Vacant Land 2.07				90,250.00			
Garbage and Trash Disposal		2 Residential 59.19				2,577,050.00			
Public Buildings and Grounds		3 Farm 26.30				1,145,200.00			
Other Public Works		4a Commercial 4.14				180,250.00			
HEALTH and WELFARE		4b Industrial 7.14				310,750.00			
Health Services Except Environmental		4c Apartments 1.16				50,350.00			
Welfare-Public Assistance		Total Valuation 100.00				4,353,850.00			
Hospitals, Clinics, First Aid		CAPITAL DEBT AUTHORIZED, DECEMBER 31, 1968							
Animal, Insect, & Rodent Control		ISSUED AND UNISSUED				GROSS DEBT NET DEBT			
Other Welfare Services		School				598,178.81			
RECREATION and CONSERVATION		Self-liquidating				15,000.00			
Beaches and Boardwalks		Other							
Parks, Playgrounds, Shade Trees		Total				613,178.81			
Land Reclamation & Conservation		ISSUED AND OUTSTANDING							
Other Recreational Services		School				598,178.81			
EDUCATION (excluding schools)		Self-liquidating				15,000.00			
Libraries		Other							
Other Educational Services		Total				613,178.81			
STATUTORY EXPENDITURES		EQUALIZED VALUATION BASIS				17,114,324.67			
Pensions & F. I. C. A.		1968 CAPITAL OUTLAY				35,627.90			
Employee Fringe Benefits		Beaches and Boardwalks							
Other Statutory Expenditures		Parks and Playgrounds							
TOTAL MUNICIPAL FUNCTIONS		Public Buildings and Grounds							
CAPITAL IMPROVEMENTS		Vehicular Equipment							
DEBT SERVICE		Streets, Roads, Sidewalks, Storm Sewers				1,837.15			
Principal Payments		Sewer System				33,790.75			
Interest Payments		Water System							
Other Debt Administration		Other Utilities							
DEFERRED CHARGES		Hospitals and Clinics							
SCHOOL, COUNTY, SPECIAL DISTRICT TAXES		Garbage and Trash Disposal Facilities							
RESERVE FOR UNCOLLECTED TAXES		Health Equipment							
TOTAL EXPENDITURES		Library and Education Facilities							
		Conservation and Recreation							
		Other Expenditures							

1410		EAST HANOVER TWP				PER CAPITA:		PER CENT:	
Population 1960	4,379	Net Valuation Taxable	35,662,705	TAX RATE:		Gross Debt	759.70	Gross Debt	4.75
Population 1968	6,310	State Equalized Value	121,301,717	General Rate Per \$100.		Net Debt	376.86	Net Debt	2.35
		Net Valuation on Which County Taxes		Effective Tax Rate		Debt Service		Tax Levy Collected	98.92
Moody Rating	BAA	are apportioned:	112,623,470	General Rate		Total Tax Levy	318.72	Tax Levy Cancelled, Abated	
Land Area	8.21 Sq. Miles	State Equalization Ratio	.2940	Municipal Functions		Municipal Functions	118.85	or Adjusted	.62
1968 EXPENDITURES		1968 REVENUES		1968 PROPERTY TAX					
GENERAL GOVERNMENT		1968 Property Taxes Collected		1,989,608.12		Local District School Taxes 812,250.00			
Governing Body & Public Boards		1968 Payments in Lieu of Taxes				Regional & Consolidated School Taxes 637,076.08			
Municipal Clerk		Delinquent Tax & Lien Collections		17,224.21		School Taxes in Municipal Budget			
Financial Administration		18,200.00	Business Personalty Replacement Taxes	95,403.00		County Taxes 436,213.46			
Assessment of Taxes		13,500.00	Taxes from Public Utilities	387,724.77		County Library Taxes 33,573.79			
Collection of Taxes		13,650.00	Other Miscellaneous Tax Revenues			Local Municipal Purpose Taxes			
Planning, Housing & Development		6,250.00	State Aid Revenues	3,954.00		Veteran & Senior Citizen Taxes 33,920.00			
Elections		700.00	Federal Aid Revenues			Total Taxes for Rate Computation 1,953,033.33			
General Administration (other)		65,900.00	Sale of Acquired Property	2,000.00		Special District Taxes			
JUDICIARY			Other Miscellaneous Revenues	65,924.28		Bank Stock Taxes 1,172.36			
Municipal Courts		4,925.00	Total 1968 Revenues	2,561,838.38		Added and Omitted Taxes 90,885.20			
PUBLIC SAFETY			Prior Years Surplus Appropriated	200,000.00		Total Taxes Levied 2,011,170.89			
Fire Protection		12,400.00	TOTAL REVENUES	2,761,838.38		1968 TAXES COLLECTED 1,989,608.12			
Police Protection		169,100.00	1968 REAL PROPERTY VALUATIONS - ASSESSED		1968 Taxes Cancelled, Abated or Adjusted 508.92				
Civil Defense & Disaster Control		2,100.00	Code	Class	%	Transfer To Tax Title Liens 1,881.01			
Environmental Inspection & Control		14,475.00	1	Vacant Land	3.72	Balance Outstanding Dec. 31, 1968 20,824.08			
Other Public Safety			2	Residential	44.84	PRIOR YEARS TAXES OUTSTANDING			
PUBLIC WORKS			3	Farm	.62	Balance January 1, 1968 20,890.77			
Streets and Drainage		112,650.00	4a	Commercial	23.89	Collected in 1968 17,186.67			
Sewers and Sewage Processing		2,500.00	4b	Industrial	26.94	Cancelled, Abated or Adjusted (1968) 340.65			
Garbage and Trash Disposal		42,400.00	4c	Apartments		Transfers to Tax Title Liens 394.36			
Public Buildings and Grounds			Total Valuation 100.00		35,485,135.00	Balance December 31, 1968 2,969.09			
Other Public Works			CAPITAL DEBT AUTHORIZED, DECEMBER 31, 1968			TAX TITLE LIENS OUTSTANDING			
HEALTH and WELFARE			ISSUED AND UNISSUED		GROSS DEBT	NET DEBT			
Health Services Except Environmental		12,400.00	School		2,415,756.06	Balance January 1, 1968 7,029.41			
Welfare-Public Assistance		5,800.00	Self-liquidating		2,378,000.00	Transfers From Taxes 2,364.17			
Hospitals, Clinics, First Aid		1,200.00	Other		4,793,756.06	Redeemed in 1968 37.54			
Animal, Insect, & Rodent Control		1,300.00	Total			Cancelled, Abated or Adjusted (1968)			
Other Welfare Services			ISSUED AND OUTSTANDING			Balance December 31, 1968 9,356.04			
RECREATION and CONSERVATION			School		2,225,756.06	PROPERTY ACQUIRED BY DEED OR FORECLOSURE			
Beaches and Boardwalks		900.00	Self-liquidating			Balance January 1, 1968 29,250.00			
Parks, Playgrounds, Shade Trees			Other		1,974,000.00	Transfers From Liens			
Land Reclamation & Conservation		10,400.00	Total		4,199,756.06	Sale for Cash (1968) 2,000.00			
Other Recreational Services			EQUALIZED VALUATION BASIS		100,792,879.33	Cancelled, Abated or Adjusted (1968)			
EDUCATION (excluding schools)			1968 CAPITAL OUTLAY		339,501.23	Balance December 31, 1968 27,250.00			
Libraries		9,000.00	Beaches and Boardwalks			CURRENT FINANCES DECEMBER 31, 1968			
Other Educational Services		82,349.88	Parks and Playgrounds		1,592.23	ASSETS			
STATUTORY EXPENDITURES			Public Buildings and Grounds			Cash on Hand Dec. 31, 1968 313,906.04			
Pensions & F. I. C. A.		22,309.45	Vehicular Equipment			Taxes Receivable 23,793.07			
Employee Fringe Benefits		12,000.00	Streets, Roads, Sidewalks, Storm Sewers			Tax Title Liens 9,356.04			
Other Statutory Expenditures			Sewer System		328,158.97	Foreclosed Property 27,250.00			
TOTAL MUNICIPAL FUNCTIONS		636,409.33	Water System			Emergencies & Other Deferred Charges 7,625.79			
CAPITAL IMPROVEMENTS		25,000.00	Other Utilities			State Aid Receivable 24,696.00			
DEBT SERVICE			Hospitals and Clinics			Other Receivables 1,539.72			
Principal Payments			Garbage and Trash Disposal Facilities			Total 408,166.76			
Interest Payments			Health Equipment			LIABILITIES			
Other Debt Administration		3,190.04	Library and Education Facilities			Cash Liabilities 86,474.24			
DEFERRED CHARGES		1,919,113.33	Conservation and Recreation			Reserves For Receivables 61,938.93			
SCHOOL, COUNTY, SPECIAL DISTRICT TAXES		85,400.63	Other Expenditures		75,000.00	Surplus on Hand Dec. 31, 1968 259,753.59			
RESERVE FOR UNCOLLECTED TAXES						Total 408,166.76			
TOTAL EXPENDITURES		2,669,113.33							

0902		EAST NEWARK BORO				PER CAPITA:		PER CENT:		
Population 1960	1,872	Net Valuation Taxable	2,770,940	TAX RATE:		Gross Debt	54.38	Gross Debt	.68	
Population 1968	1,730	State Equalized Value	16,425,251	General Rate Per \$100.		Net Debt	32.99	Net Debt	.41	
		Net Valuation on Which County Taxes		Effective Tax Rate		Debt Service	7.22	Tax Levy Collected	97.47	
Moody Rating		are apportioned:	16,345,551	General Rate		Total Tax Levy	245.39	Tax Levy Cancelled, Abated		
Land Area	.10 Sq. Miles	State Equalization Ratio	.1687	Municipal Functions		Municipal Functions	197.18	or Adjusted	.52	
1968 EXPENDITURES		1968 REVENUES				1968 PROPERTY TAX				
GENERAL GOVERNMENT		1968 Property Taxes Collected				Local District School Taxes				
Governing Body & Public Boards		1968 Payments in Lieu of Taxes				Regional & Consolidated School Taxes				
Municipal Clerk		Delinquent Tax & Lien Collections				School Taxes in Municipal Budget				
Financial Administration		3,850.00	Business Personalty Replacement Taxes				County Taxes			
Assessment of Taxes		2,900.00	Taxes from Public Utilities				County Library Taxes			
Collection of Taxes			Other Miscellaneous Tax Revenues				Local Municipal Purpose Taxes			
Planning, Housing & Development		675.00	State Aid Revenues				Veteran & Senior Citizen Taxes			
Elections			Federal Aid Revenues				Total Taxes for Rate Computation			
General Administration (other)		36,645.00	Sale of Acquired Property				Special District Taxes			
JUDICIARY			Other Miscellaneous Revenues				Bank Stock Taxes			
Municipal Courts		4,400.00	Total 1968 Revenues				Added and Omitted Taxes			
PUBLIC SAFETY			Prior Years Surplus Appropriated				Total Taxes Levied			
Fire Protection		14,100.00	TOTAL REVENUES				1968 TAXES COLLECTED			
Police Protection		95,600.00					1968 Taxes Cancelled, Abated or Adjusted			
Civil Defense & Disaster Control		500.00					Transfer To Tax Title Liens			
Environmental Inspection & Control							Balance Outstanding Dec. 31, 1968			
Other Public Safety										
PUBLIC WORKS			1968 REAL PROPERTY VALUATIONS - ASSESSED							
Streets and Drainage		28,415.00	Code	Class	%					
Sewers and Sewage Processing		10,200.00	1	Vacant Land	1.53	41,800.00				
Garbage and Trash Disposal		12,000.00	2	Residential	33.43	914,200.00				
Public Buildings and Grounds		39,100.00	3	Farm						
Other Public Works			4a	Commercial	15.18	415,200.00				
HEALTH and WELFARE			4b	Industrial	47.11	1,288,400.00				
Health Services Except Environmental		9,000.00	4c	Apartments	2.75	75,200.00				
Welfare-Public Assistance		4,620.00	Total Valuation			2,734,800.00				
Hospitals, Clinics, First Aid			CAPITAL DEBT AUTHORIZED, DECEMBER 31, 1968							
Animal, Insect, & Rodent Control			ISSUED AND UNISSUED		GROSS DEBT	NET DEBT				
Other Welfare Services			School		37,000.00					
RECREATION and CONSERVATION			Self-liquidating		57,077.64	57,077.64				
Beaches and Boardwalks			Other		94,077.64	57,077.64				
Parks, Playgrounds, Shade Trees		20,300.00	Total							
Land Reclamation & Conservation			ISSUED AND OUTSTANDING							
Other Recreational Services		500.00	School		37,000.00					
EDUCATION (excluding schools)			Self-liquidating		56,000.00					
Libraries		500.00	Other		93,000.00					
Other Educational Services			Total							
STATUTORY EXPENDITURES			EQUALIZED VALUATION BASIS		13,738,200.00					
Pensions & F. I. C. A.		14,280.00	1968 CAPITAL OUTLAY							
Employee Fringe Benefits		4,000.00	Beaches and Boardwalks							
Other Statutory Expenditures			Parks and Playgrounds							
TOTAL MUNICIPAL FUNCTIONS		301,585.00	Public Buildings and Grounds							
CAPITAL IMPROVEMENTS			Vehicular Equipment							
DEBT SERVICE			Streets, Roads, Sidewalks, Storm Sewers							
Principal Payments		10,000.00	Sewer System							
Interest Payments		2,500.00	Water System							
Other Debt Administration			Other Utilities							
DEFERRED CHARGES		1,350.00	Hospitals and Clinics							
SCHOOL, COUNTY, SPECIAL DISTRICT TAXES		344,992.84	Garbage and Trash Disposal Facilities							
RESERVE FOR UNCOLLECTED TAXES		25,694.00	Health Equipment							
			Library and Education Facilities							
			Conservation and Recreation							
TOTAL EXPENDITURES		686,121.84	Other Expenditures							

0705		EAST ORANGE CITY				PER CAPITA:		PER CENT:		
Population 1960	77,259	Net Valuation Taxable	303,434,786	TAX RATE:		Gross Debt	199.19	Gross Debt	4.35	
Population 1968	78,290	State Equalized Value	363,307,933	General Rate Per \$100.		Net Debt	69.41	Net Debt	1.51	
		Net Valuation on Which County Taxes		Effective Tax Rate		Debt Service	18.36	Tax Levy Collected	96.16	
Moody Rating	A	are apportioned:	376,681,702	General Rate		Total Tax Levy	264.59	Tax Levy Cancelled, Abated		
Land Area	4.00 Sq. Miles	State Equalization Ratio	.8352	Municipal Functions		Municipal Functions	162.27	or Adjusted	1.29	
1968 EXPENDITURES		1968 REVENUES		1968 PROPERTY TAX						
GENERAL GOVERNMENT										
Governing Body & Public Boards	139,665.97	1968 Property Taxes Collected		19,920,534.90		Local District School Taxes				7,387,000.00
Municipal Clerk	43,511.46	1968 Payments in Lieu of Taxes				Regional & Consolidated School Taxes				
Financial Administration	101,928.43	Delinquent Tax & Lien Collections		425,908.09		School Taxes in Municipal Budget				759,363.50
Assessment of Taxes	57,922.02	Business Personalty Replacement Taxes		779,969.00		County Taxes				4,262,543.26
Collection of Taxes	58,395.58	Taxes from Public Utilities		744,787.59		County Library Taxes				
Planning, Housing & Development	113,319.92	Other Miscellaneous Tax Revenues				Local Municipal Purpose Taxes				8,098,485.89
Elections	8,625.07	State Aid Revenues		365,054.87		Veteran & Senior Citizen Taxes				174,860.00
General Administration (other)	626,810.15	Federal Aid Revenues				Total Taxes for Rate Computation				20,682,252.65
JUDICIARY		Sale of Acquired Property				Special District Taxes				
Municipal Courts	88,731.42	Other Miscellaneous Revenues		643,065.80		Bank Stock Taxes				33,065.30
PUBLIC SAFETY		Total 1968 Revenues		22,879,320.25		Added and Omitted Taxes				174,782.96
Fire Protection	1,751,418.88	Prior Years Surplus Appropriated		894,000.00		Total Taxes Levied				20,715,240.91
Police Protection	1,879,769.24	TOTAL REVENUES		23,773,320.25		1968 TAXES COLLECTED				19,920,534.90
Civil Defense & Disaster Control	467.97					1968 Taxes Cancelled, Abated or Adjusted				269,270.04
Environmental Inspection & Control	76,509.56	1968 REAL PROPERTY VALUATIONS - ASSESSED				Transfer To Tax Title Liens				32,442.82
Other Public Safety		Code Class %				Balance Outstanding Dec. 31, 1968				471,927.61
PUBLIC WORKS		1 Vacant Land .97		2,882,700.00		PRIOR YEARS TAXES OUTSTANDING				
Streets and Drainage	675,183.81	2 Residential 40.59		120,360,100.00		Balance January 1, 1968				542,191.98
Sewers and Sewage Processing	215,907.20	3 Farm				Collected in 1968				396,219.05
Garbage and Trash Disposal	508,575.26	4a Commercial 21.79		64,616,900.00		Cancelled, Abated or Adjusted (1968)				11,030.81
Public Buildings and Grounds	262,072.33	4b Industrial 2.49		7,370,100.00		Transfers to Tax Title Liens				9,617.35
Other Public Works		4c Apartments 34.16		101,270,300.00		Balance December 31, 1968				125,324.77
HEALTH and WELFARE		Total Valuation 100.00		296,500,100.00		TAX TITLE LIENS OUTSTANDING				
Health Services Except Environmental	356,235.95	CAPITAL DEBT AUTHORIZED, DECEMBER 31, 1968				Balance January 1, 1968				64,058.35
Welfare-Public Assistance	241,230.78	ISSUED AND UNISSUED		GROSS DEBT		Transfers From Taxes				42,975.29
Hospitals, Clinics, First Aid	180,950.00	School		8,677,000.00		Redeemed in 1968				29,689.04
Animal, Insect, & Rodent Control	11,694.62	Self-liquidating		340,000.00		Cancelled, Abated or Adjusted (1968)				
Other Welfare Services	400.00	Other		6,578,117.00		Balance December 31, 1968				77,344.61
RECREATION and CONSERVATION		Total		15,595,117.00		PROPERTY ACQUIRED BY DEED OR FORECLOSURE				
Beaches and Boardwalks		ISSUED AND OUTSTANDING				Balance January 1, 1968				34,960.00
Parks, Playgrounds, Shade Trees	469,222.75	School		8,447,000.00		Transfers From Liens				
Land Reclamation & Conservation		Self-liquidating		112,324.13		Sale for Cash (1968)				
Other Recreational Services	194,772.25	Other		4,673,799.94		Cancelled, Abated or Adjusted (1968)				
EDUCATION (excluding schools)		Total		13,233,124.07		Balance December 31, 1968				34,960.00
Libraries	592,254.00	EQUALIZED VALUATION BASIS		357,950,531.33		CURRENT FINANCES DECEMBER 31, 1968				
Other Educational Services	39,904.66	1968 CAPITAL OUTLAY		858,837.56		ASSETS				
STATUTORY EXPENDITURES		Beaches and Boardwalks				Cash on Hand Dec. 31, 1968				1,154,992.05
Pensions & F. I. C. A.	957,948.14	Parks and Playgrounds		4,526.24		Taxes Receivable				597,252.45
Employee Fringe Benefits	279,789.00	Public Buildings and Grounds		495,093.28		Tax Title Liens				77,344.60
Other Statutory Expenditures		Vehicular Equipment		76,478.75		Foreclosed Property				34,960.00
TOTAL MUNICIPAL FUNCTIONS	9,932,216.42	Streets, Roads, Sidewalks, Storm Sewers		34,007.50		Emergencies & Other Deferred Charges				344,174.60
CAPITAL IMPROVEMENTS	125,000.00	Sewer System				State Aid Receivable				257,519.32
DEBT SERVICE		Water System		25,858.99		Other Receivables				645.07
Principal Payments	975,000.00	Other Utilities				Total				2,466,888.09
Interest Payments	462,796.47	Hospitals and Clinics				LIABILITIES				
Other Debt Administration		Garbage and Trash Disposal Facilities				Cash Liabilities				554,932.68
DEFERRED CHARGES	298,450.85	Health Equipment				Reserves For Receivables				710,202.12
SCHOOL, COUNTY, SPECIAL DISTRICT TAXES	12,408,906.76	Library and Education Facilities				Surplus on Hand Dec. 31, 1968				1,201,753.29
RESERVE FOR UNCOLLECTED TAXES	910,779.86	Conservation and Recreation				Total				2,466,888.09
TOTAL EXPENDITURES	25,113,150.36	Other Expenditures		222,872.80						

0211		EAST PATERSON BORO				PER CAPITA:		PER CENT:	
Population 1960	19,344	Net Valuation Taxable	140,060,562	TAX RATE:		Gross Debt	118.54	Gross Debt	1.60
Population 1968	20,840	State Equalized Value	164,082,195	General Rate Per \$100.		Net Debt	50.78	Net Debt	.68
		Net Valuation on Which County Taxes		Effective Tax Rate		Debt Service	3.99	Tax Levy Collected	95.71
Moody Rating	BAA	are apportioned:	157,089,454	General Rate		Total Tax Levy	167.51	Tax Levy Cancelled, Abated	
Land Area	2.50 Sq. Miles	State Equalization Ratio	.8536	Municipal Functions		Municipal Functions	71.46	or Adjusted	.92
1968 EXPENDITURES		1968 REVENUES		1968 PROPERTY TAX					
GENERAL GOVERNMENT									
Governing Body & Public Boards	7,200.00	1968 Property Taxes Collected		3,341,473.71		Local District School Taxes			
Municipal Clerk		1968 Payments in Lieu of Taxes				Regional & Consolidated School Taxes			
Financial Administration	10,400.00	Delinquent Tax & Lien Collections		76,638.31		School Taxes in Municipal Budget			
Assessment of Taxes	8,270.00	Business Personalty Replacement Taxes		327,530.00		County Taxes			
Collection of Taxes	31,425.00	Taxes from Public Utilities		194,132.29		County Library Taxes			
Planning, Housing & Development	5,175.00	Other Miscellaneous Tax Revenues				Local Municipal Purpose Taxes			
Elections	1,980.00	State Aid Revenues		11,101.93		Veteran & Senior Citizen Taxes			
General Administration (other)	105,194.00	Federal Aid Revenues				Total Taxes for Rate Computation			
JUDICIARY		Sale of Acquired Property		6,375.00		Special District Taxes			
Municipal Courts	15,900.00	Other Miscellaneous Revenues		134,086.00		Bank Stock Taxes			
PUBLIC SAFETY		Total 1968 Revenues		4,091,337.24		Added and Omitted Taxes			
Fire Protection	46,625.00	Prior Years Surplus Appropriated		202,000.00		Total Taxes Levied			
Police Protection	325,100.00	TOTAL REVENUES		4,293,337.24		1968 TAXES COLLECTED			
Civil Defense & Disaster Control	3,550.00					1968 Taxes Cancelled, Abated or Adjusted			
Environmental Inspection & Control	12,275.00					Transfer To Tax Title Liens			
Other Public Safety						Balance Outstanding Dec. 31, 1968			
PUBLIC WORKS		1968 REAL PROPERTY VALUATIONS - ASSESSED							
Streets and Drainage	124,478.00	Code	Class	%		PRIOR YEARS TAXES OUTSTANDING			
Sewers and Sewage Processing	87,732.00	1	Vacant Land	1.93	2,691,050.00	Balance January 1, 1968			
Garbage and Trash Disposal	119,340.77	2	Residential	67.09	93,350,700.00	Collected in 1968			
Public Buildings and Grounds	33,227.00	3	Farm	.44	610,150.00	Cancelled, Abated or Adjusted (1968)			
Other Public Works		4a	Commercial	9.93	13,812,450.00	Transfers to Tax Title Liens			
HEALTH and WELFARE		4b	Industrial	12.42	17,277,150.00	Balance December 31, 1968			
Health Services Except Environmental	34,836.00	4c	Apartments	8.19	11,391,250.00				
Welfare-Public Assistance	7,405.00	Total Valuation		100.00		TAX TITLE LIENS OUTSTANDING			
Hospitals, Clinics, First Aid	1,250.00					Balance January 1, 1968			
Animal, Insect, & Rodent Control						Transfers From Taxes			
Other Welfare Services						Redeemed in 1968			
RECREATION and CONSERVATION		CAPITAL DEBT AUTHORIZED, DECEMBER 31, 1968				Cancelled, Abated or Adjusted (1968)			
Beaches and Boardwalks		ISSUED AND UNISSUED				Balance December 31, 1968			
Parks, Playgrounds, Shade Trees	6,000.00	GROSS DEBT				PROPERTY ACQUIRED BY DEED OR			
Land Reclamation & Conservation		School		1,412,000.00		FORECLOSURE			
Other Recreational Services	40,700.00	Self-liquidating		65,214.00		Balance January 1, 1968			
EDUCATION (excluding schools)		Other		993,191.00		Transfers From Liens			
Libraries	47,000.00	Total		2,470,405.00		Sale for Cash (1968)			
Other Educational Services	20,000.00					Cancelled, Abated or Adjusted (1968)			
STATUTORY EXPENDITURES		ISSUED AND OUTSTANDING				Balance December 31, 1968			
Pensions & F. I. C. A.	61,219.03	School		1,412,000.00		CURRENT FINANCES DECEMBER 31, 1968			
Employee Fringe Benefits	16,000.00	Self-liquidating		19,300.00		ASSETS			
Other Statutory Expenditures		Other		797,705.00		Cash on Hand Dec. 31, 1968			
		Total		2,229,005.00		Taxes Receivable			
TOTAL MUNICIPAL FUNCTIONS	1,172,281.80	EQUALIZED VALUATION BASIS		154,240,997.67		Tax Title Liens			
CAPITAL IMPROVEMENTS	10,000.00	1968 CAPITAL OUTLAY		193,364.73		Foreclosed Property			
DEBT SERVICE		Beaches and Boardwalks				Emergencies & Other Deferred Charges			
Principal Payments	64,000.00	Parks and Playgrounds				State Aid Receivable			
Interest Payments	19,336.00	Public Buildings and Grounds				Other Receivables			
Other Debt Administration		Vehicular Equipment		52,277.87		Total			
DEFERRED CHARGES	49,944.35	Streets, Roads, Sidewalks, Storm Sewers		120,202.15		LIABILITIES			
SCHOOL, COUNTY, SPECIAL DISTRICT TAXES	2,835,279.66	Sewer System		1,694.22		Cash Liabilities			
RESERVE FOR UNCOLLECTED TAXES	173,708.17	Water System		18,077.20		Reserves For Receivables			
		Other Utilities				Surplus on Hand Dec. 31, 1968			
TOTAL EXPENDITURES	4,324,549.98	Hospitals and Clinics				Total			
		Garbage and Trash Disposal Facilities							
		Health Equipment							
		Library and Education Facilities							
		Conservation and Recreation							
		Other Expenditures		1,113.29					

0212		EAST RUTHERFORD BORO				PER CAPITA:		PER CENT:	
Population 1960	7,769	Net Valuation Taxable	69,112,040	TAX RATE:		Gross Debt	352.24	Gross Debt	4.44
Population 1968	9,980	State Equalized Value	109,423,749	General Rate Per \$100.		Net Debt	96.93	Net Debt	1.22
		Net Valuation on Which County Taxes are apportioned:	84,140,104	Effective Tax Rate		Debt Service	11.09	Tax Levy Collected	95.19
Moody Rating	A			General Rate		Total Tax Levy	154.52	Tax Levy Cancelled, Abated or Adjusted	.03
Land Area	3.70 Sq. Miles	State Equalization Ratio	.6316	Municipal Functions		Municipal Functions	127.14		
1968 EXPENDITURES		1968 REVENUES		1968 PROPERTY TAX					
GENERAL GOVERNMENT									
Governing Body & Public Boards	8,950.00	1968 Property Taxes Collected		1,468,084.76		Local District School Taxes 838,566.42			
Municipal Clerk		1968 Payments in Lieu of Taxes		3,459.29		Regional & Consolidated School Taxes			
Financial Administration	9,750.00	Delinquent Tax & Lien Collections		94,761.99		School Taxes in Municipal Budget			
Assessment of Taxes	34,919.79	Business Personalty Replacement Taxes		316,688.00		County Taxes 297,148.32			
Collection of Taxes	13,030.00	Taxes from Public Utilities		273,273.83		County Library Taxes			
Planning, Housing & Development	3,815.66	Other Miscellaneous Tax Revenues		5,290.78		Local Municipal Purpose Taxes 384,790.18			
Elections	640.00	State Aid Revenues				Veteran & Senior Citizen Taxes 37,360.00			
General Administration (other)	104,931.75	Federal Aid Revenues				Total Taxes for Rate Computation 1,557,864.92			
JUDICIARY		Sale of Acquired Property				Special District Taxes			
Municipal Courts	12,210.00	Other Miscellaneous Revenues		54,042.19		Bank Stock Taxes 2,406.38			
PUBLIC SAFETY		Total 1968 Revenues		2,215,600.84		Added and Omitted Taxes 19,210.00			
Fire Protection	63,890.00	Prior Years Surplus Appropriated		160,000.00		Total Taxes Levied 1,542,121.30			
Police Protection	216,401.00	TOTAL REVENUES		2,375,600.84		1968 TAXES COLLECTED 1,468,084.76			
Civil Defense & Disaster Control	825.00					1968 Taxes Cancelled, Abated or Adjusted 609.48			
Environmental Inspection & Control	4,500.00					Transfer To Tax Title Liens 551.17			
Other Public Safety						Balance Outstanding Dec. 31, 1968 76,943.07			
PUBLIC WORKS									
Streets and Drainage	209,620.00					PRIOR YEARS TAXES OUTSTANDING			
Sewers and Sewage Processing	53,977.96					Balance January 1, 1968 121,312.01			
Garbage and Trash Disposal	80,282.00					Collected in 1968 93,765.49			
Public Buildings and Grounds	23,901.55					Cancelled, Abated or Adjusted (1968) 3,259.57			
Other Public Works						Transfers to Tax Title Liens			
HEALTH and WELFARE						Balance December 31, 1968 24,286.95			
Health Services Except Environmental	11,860.00								
Welfare-Public Assistance	2,150.00					TAX TITLE LIENS OUTSTANDING			
Hospitals, Clinics, First Aid						Balance January 1, 1968 14,479.27			
Animal, Insect, & Rodent Control						Transfers From Taxes 551.17			
Other Welfare Services						Redeemed in 1968 996.50			
RECREATION and CONSERVATION						Cancelled, Abated or Adjusted (1968)			
Beaches and Boardwalks						Balance December 31, 1968 14,033.94			
Parks, Playgrounds, Shade Trees	5,500.00					PROPERTY ACQUIRED BY DEED OR FORECLOSURE			
Land Reclamation & Conservation						Balance January 1, 1968 6,200.00			
Other Recreational Services	27,835.00					Transfers From Liens			
EDUCATION (excluding schools)						Sale for Cash (1968)			
Libraries	21,520.00					Cancelled, Abated or Adjusted (1968)			
Other Educational Services						Balance December 31, 1968 6,200.00			
STATUTORY EXPENDITURES									
Pensions & F. I. C. A.	52,287.26					CURRENT FINANCES DECEMBER 31, 1968			
Employee Fringe Benefits	21,000.00					ASSETS			
Other Statutory Expenditures						Cash on Hand Dec. 31, 1968 224,094.81			
TOTAL MUNICIPAL FUNCTIONS	983,796.97					Taxes Receivable 101,230.02			
CAPITAL IMPROVEMENTS	15,000.00					Tax Title Liens 14,033.94			
DEBT SERVICE						Foreclosed Property 6,200.00			
Principal Payments	84,500.00					Emergencies & Other Deferred Charges 35,631.11			
Interest Payments	26,221.63					State Aid Receivable 15,925.78			
Other Debt Administration						Other Receivables 31,632.13			
DEFERRED CHARGES	53,238.16					Total 428,747.79			
SCHOOL, COUNTY, SPECIAL DISTRICT TAXES	1,135,714.74					LIABILITIES			
RESERVE FOR UNCOLLECTED TAXES	106,185.30					Cash Liabilities 83,772.46			
TOTAL EXPENDITURES	2,404,656.80					Reserves For Receivables 153,096.03			
						Surplus on Hand Dec. 31, 1968 191,879.24			
						Total 428,747.79			

1101		EAST WINDSOR TWP				PER CAPITA:		PER CENT:		
Population 1960	2,298	Net Valuation Taxable	35,970,138	TAX RATE:		Gross Debt	555.24	Gross Debt	7.36	
Population 1968	7,410	State Equalized Value	61,613,802	General Rate Per \$100.		Net Debt	253.62	Net Debt	3.36	
		Net Valuation on Which County Taxes		Effective Tax Rate		Debt Service	.95	Tax Levy Collected	82.87	
Moody Rating		are apportioned:	73,830,968	General Rate		Total Tax Levy	379.06	Tax Levy Cancelled, Abated		
Land Area	15.60 Sq. Miles	State Equalization Ratio	.5838	Municipal Functions		Municipal Functions	125.88	or Adjusted	5.55	
1968 EXPENDITURES		1968 REVENUES				1968 PROPERTY TAX				
GENERAL GOVERNMENT		1968 Property Taxes Collected				Local District School Taxes				
Governing Body & Public Boards		1968 Payments in Lieu of Taxes				Regional & Consolidated School Taxes				
Municipal Clerk		Delinquent Tax & Lien Collections				School Taxes in Municipal Budget				
Financial Administration		6,100.00	Business Personalty Replacement Taxes				County Taxes			
Assessment of Taxes		19,900.00	Taxes from Public Utilities				County Library Taxes			
Collection of Taxes		8,200.00	Other Miscellaneous Tax Revenues				Local Municipal Purpose Taxes			
Planning, Housing & Development		13,550.00	State Aid Revenues				Veteran & Senior Citizen Taxes			
Elections			Federal Aid Revenues				Total Taxes for Rate Computation			
General Administration (other)		65,950.00	Sale of Acquired Property				Special District Taxes			
JUDICIARY			Other Miscellaneous Revenues				Bank Stock Taxes			
Municipal Courts		15,425.00	Total 1968 Revenues				Added and Omitted Taxes			
PUBLIC SAFETY			Prior Years Surplus Appropriated				Total Taxes Levied			
Fire Protection		14,000.00	TOTAL REVENUES				1968 TAXES COLLECTED			
Police Protection		124,330.75	1968 REAL PROPERTY VALUATIONS - ASSESSED				1968 Taxes Cancelled, Abated or Adjusted			
Civil Defense & Disaster Control		250.00	Code Class %				Transfer To Tax Title Liens			
Environmental Inspection & Control		23,310.96	1 Vacant Land 6.40				Balance Outstanding Dec. 31, 1968			
Other Public Safety			2 Residential 38.42				PRIOR YEARS TAXES OUTSTANDING			
PUBLIC WORKS			3 Farm 7.77				Balance January 1, 1968			
Streets and Drainage		118,060.76	4a Commercial 12.32				Collected in 1968			
Sewers and Sewage Processing			4b Industrial 25.41				Cancelled, Abated or Adjusted (1968)			
Garbage and Trash Disposal		23,350.00	4c Apartments 9.67				Transfers to Tax Title Liens			
Public Buildings and Grounds		16,300.00	Total Valuation 99.99				Balance December 31, 1968			
Other Public Works			CAPITAL DEBT AUTHORIZED, DECEMBER 31, 1968				TAX TITLE LIENS OUTSTANDING			
HEALTH and WELFARE			ISSUED AND UNISSUED				Balance January 1, 1968			
Health Services Except Environmental		11,200.00	School				Transfers From Taxes			
Welfare-Public Assistance		1,975.00	Self-liquidating				Redeemed in 1968			
Hospitals, Clinics, First Aid		5,000.00	Other				Cancelled, Abated or Adjusted (1968)			
Animal, Insect, & Rodent Control			Total				Balance December 31, 1968			
Other Welfare Services			ISSUED AND OUTSTANDING				PROPERTY ACQUIRED BY DEED OR FORECLOSURE			
RECREATION and CONSERVATION			School				Balance January 1, 1968			
Beaches and Boardwalks		6,014.53	Self-liquidating				Transfers From Liens			
Parks, Playgrounds, Shade Trees			Other				Sale for Cash (1968)			
Land Reclamation & Conservation			Total				Cancelled, Abated or Adjusted (1968)			
Other Recreational Services		100.00	EQUALIZED VALUATION BASIS				Balance December 31, 1968			
EDUCATION (excluding schools)			1968 CAPITAL OUTLAY				CURRENT FINANCES DECEMBER 31, 1968			
Libraries			Beaches and Boardwalks				ASSETS			
Other Educational Services			Parks and Playgrounds				Cash on Hand Dec. 31, 1968			
STATUTORY EXPENDITURES			Public Buildings and Grounds				Taxes Receivable			
Pensions & F. I. C. A.		13,772.02	Vehicular Equipment				Tax Title Liens			
Employee Fringe Benefits		3,950.00	Streets, Roads, Sidewalks, Storm Sewers				Foreclosed Property			
Other Statutory Expenditures			Sewer System				Emergencies & Other Deferred Charges			
TOTAL MUNICIPAL FUNCTIONS		490,739.02	Water System				State Aid Receivable			
CAPITAL IMPROVEMENTS		10,000.00	Other Utilities				Other Receivables			
DEBT SERVICE			Hospitals and Clinics				Total			
Principal Payments		7,100.00	Garbage and Trash Disposal Facilities				LIABILITIES			
Interest Payments			Health Equipment				Cash Liabilities			
Other Debt Administration			Library and Education Facilities				Reserves For Receivables			
DEFERRED CHARGES		46,435.98	Conservation and Recreation				Surplus on Hand Dec. 31, 1968			
SCHOOL, COUNTY, SPECIAL DISTRICT TAXES		2,379,465.54	Other Expenditures				Total			
RESERVE FOR UNCOLLECTED TAXES		378,500.00								
TOTAL EXPENDITURES		3,312,240.54								

1311		EATONTOWN BORO				PER CAPITA:		PER CENT:	
Population 1960	10,334	Net Valuation Taxable	58,605,174	TAX RATE:		Gross Debt	207.11	Gross Debt	7.25
Population 1968	22,300	State Equalized Value	72,432,547	General Rate Per \$100.		Net Debt	37.26	Net Debt	1.30
		Net Valuation on Which County Taxes		Effective Tax Rate		Debt Service	5.11	Tax Levy Collected	96.40
Moody Rating	BAA	are apportioned:	73,510,050	General Rate		Total Tax Levy	92.27	Tax Levy Cancelled, Abated	
Land Area	5.90 Sq. Miles	State Equalization Ratio	.8091	Municipal Functions		Municipal Functions	44.55	or Adjusted	.39
1968 EXPENDITURES		1968 REVENUES		1968 PROPERTY TAX					
GENERAL GOVERNMENT		1968 Property Taxes Collected		1,983,815.48		Local District School Taxes 824,018.36			
Governing Body & Public Boards		1968 Payments in Lieu of Taxes				Regional & Consolidated School Taxes 635,871.41			
Municipal Clerk		Delinquent Tax & Lien Collections		76,462.55		School Taxes in Municipal Budget			
Financial Administration		4,780.00	Business Personalty Replacement Taxes	151,854.00		County Taxes 430,732.93			
Assessment of Taxes		6,100.00	Taxes from Public Utilities	122,456.07		County Library Taxes 15,528.81			
Collection of Taxes		14,622.59	Other Miscellaneous Tax Revenues			Local Municipal Purpose Taxes 115,729.04			
Planning, Housing & Development		8,720.00	State Aid Revenues	6,509.00		Veteran & Senior Citizen Taxes 37,570.00			
Elections		1,991.40	Federal Aid Revenues			Total Taxes for Rate Computation 2,059,450.55			
General Administration (other)		71,850.95	Sale of Acquired Property			Special District Taxes			
JUDICIARY		12,900.00	Other Miscellaneous Revenues	114,858.11		Bank Stock Taxes 6,711.15			
Municipal Courts			Total 1968 Revenues	2,455,955.21		Added and Omitted Taxes 29,156.61			
PUBLIC SAFETY		23,220.20	Prior Years Surplus Appropriated	480,000.00		Total Taxes Levied 2,057,748.31			
Fire Protection		176,950.00	TOTAL REVENUES	2,935,955.21		1968 TAXES COLLECTED 1,983,815.48			
Police Protection		800.00	1968 REAL PROPERTY VALUATIONS - ASSESSED		1968 Taxes Cancelled, Abated or Adjusted 8,042.60				
Civil Defense & Disaster Control		4,300.00	Code Class %		Transfer To Tax Title Liens 3,469.18				
Environmental Inspection & Control		2,500.00	1 Vacant Land 4.16		Balance Outstanding Dec. 31, 1968 62,421.05				
Other Public Safety			2 Residential 34.83		PRIOR YEARS TAXES OUTSTANDING				
PUBLIC WORKS		126,153.31	3 Farm 1.03		Balance January 1, 1968 97,462.95				
Streets and Drainage			4a Commercial 30.75		Collected in 1968 72,918.16				
Sewers and Sewage Processing		12,800.00	4b Industrial 6.75		Cancelled, Abated or Adjusted (1968) 8,017.55				
Garbage and Trash Disposal		18,975.65	4c Apartments 22.49		Transfers to Tax Title Liens 1,493.69				
Public Buildings and Grounds			Total Valuation 100.01		Balance December 31, 1968 15,033.55				
Other Public Works			CAPITAL DEBT AUTHORIZED, DECEMBER 31, 1968		TAX TITLE LIENS OUTSTANDING				
HEALTH and WELFARE		6,300.00	ISSUED AND UNISSUED		Balance January 1, 1968 15,648.92				
Health Services Except Environmental			GROSS DEBT 3,496,775.56		Transfers From Taxes 5,155.54				
Welfare-Public Assistance			NET DEBT 18,147.18		Redeemed in 1968 3,544.39				
Hospitals, Clinics, First Aid			School		Cancelled, Abated or Adjusted (1968)				
Animal, Insect, & Rodent Control			Self-liquidating		Balance December 31, 1968 17,260.07				
Other Welfare Services			Other		PROPERTY ACQUIRED BY DEED OR FORECLOSURE				
RECREATION and CONSERVATION		25,703.85	Total 4,618,675.56		Balance January 1, 1968 63,785.00				
Beaches and Boardwalks			ISSUED AND OUTSTANDING		Transfers From Liens				
Parks, Playgrounds, Shade Trees		2,618.75	School		Sale for Cash (1968)				
Land Reclamation & Conservation			Self-liquidating		Cancelled, Abated or Adjusted (1968)				
Other Recreational Services		8,955.00	Other		Balance December 31, 1968 63,785.00				
EDUCATION (excluding schools)			Total 4,590,087.33		CURRENT FINANCES DECEMBER 31, 1968				
Libraries			EQUALIZED VALUATION BASIS		ASSETS				
Other Educational Services		32,050.00	1968 CAPITAL OUTLAY		Cash on Hand Dec. 31, 1968 553,530.26				
STATUTORY EXPENDITURES		18,246.00	Beaches and Boardwalks		Taxes Receivable 77,454.60				
Pensions & F. I. C. A.			Parks and Playgrounds		Tax Title Liens 17,260.07				
Employee Fringe Benefits			Public Buildings and Grounds		Foreclosed Property 63,785.00				
Other Statutory Expenditures			Vehicular Equipment		Emergencies & Other Deferred Charges 26,302.70				
TOTAL MUNICIPAL FUNCTIONS		580,537.70	Streets, Roads, Sidewalks, Storm Sewers		State Aid Receivable 31,809.89				
CAPITAL IMPROVEMENTS		58,100.00	Sewer System		Other Receivables 14,269.18				
DEBT SERVICE		69,900.00	Water System		Total 784,411.70				
Principal Payments		44,100.00	Other Utilities		LIABILITIES				
Interest Payments			Hospitals and Clinics		Cash Liabilities 119,011.65				
Other Debt Administration		18,417.60	Garbage and Trash Disposal Facilities		Reserves For Receivables 172,768.85				
DEFERRED CHARGES		1,906,151.51	Health Equipment		Surplus on Hand Dec. 31, 1968 492,631.20				
SCHOOL, COUNTY, SPECIAL DISTRICT TAXES		222,568.34	Library and Education Facilities		Total 784,411.70				
RESERVE FOR UNCOLLECTED TAXES			Conservation and Recreation						
TOTAL EXPENDITURES		2,899,775.15	Other Expenditures						

0213
Population 1960 4,113
Population 1968 5,340

Moody Rating A
Land Area 70 Sq. Miles

Net Valuation Taxable 53,363,266
State Equalized Value 66,199,312
Net Valuation on Which County Taxes are apportioned: 74,557,812
State Equalization Ratio .8061

EDGEWATER BORO
TAX RATE:
General Rate Per \$100. 2.38
Effective Tax Rate
General Rate 1.91
Municipal Functions 2.01

PER CAPITA:
Gross Debt 196.47
Net Debt 196.47
Debt Service 20.72
Total Tax Levy 235.63
Municipal Functions 249.69

PER CENT:
Gross Debt 1.68
Net Debt 1.68
Tax Levy Collected 95.83
Tax Levy Cancelled, Abated or Adjusted .68

1968 EXPENDITURES		1968 REVENUES		1968 PROPERTY TAX	
GENERAL GOVERNMENT		1968 Property Taxes Collected		Local District School Taxes	
Governing Body & Public Boards	7,500.00	1968 Payments in Lieu of Taxes	1,205,932.26	Regional & Consolidated School Taxes	627,866.00
Municipal Clerk		Delinquent Tax & Lien Collections	27,241.97	School Taxes in Municipal Budget	
Financial Administration	7,800.00	Business Personalty Replacement Taxes	664,208.00	County Taxes	263,301.03
Assessment of Taxes	5,900.00	Taxes from Public Utilities	64,971.83	County Library Taxes	
Collection of Taxes	6,550.00	Other Miscellaneous Tax Revenues	17,093.80	Local Municipal Purpose Taxes	359,855.20
Planning, Housing & Development	6,100.00	State Aid Revenues	663.23	Veteran & Senior Citizen Taxes	16,890.00
Elections	1,900.00	Federal Aid Revenues		Total Taxes for Rate Computation	1,267,912.23
General Administration (other)	89,034.06	Sale of Acquired Property		Special District Taxes	
JUDICIARY		Other Miscellaneous Revenues	126,963.29	Bank Stock Taxes	5,302.64
Municipal Courts	3,825.00	Total 1968 Revenues	2,107,074.38	Added and Omitted Taxes	1,963.02
PUBLIC SAFETY		Prior Years Surplus Appropriated	100,000.00	Total Taxes Levied	1,258,287.89
Fire Protection	234,403.00	TOTAL REVENUES	2,207,074.38	1968 TAXES COLLECTED	1,205,932.26
Police Protection	187,331.78			1968 Taxes Cancelled, Abated or Adjusted	8,593.32
Civil Defense & Disaster Control	3,558.29			Transfer To Tax Title Liens	340.58
Environmental Inspection & Control	2,400.00			Balance Outstanding Dec. 31, 1968	45,555.29
Other Public Safety					
PUBLIC WORKS		1968 REAL PROPERTY VALUATIONS - ASSESSED			
Streets and Drainage	147,539.99	Code Class %			
Sewers and Sewage Processing	62,181.19	1 Vacant Land 1.92	1,019,555.00		
Garbage and Trash Disposal	31,795.20	2 Residential 18.85	9,995,734.00	PRIOR YEARS TAXES OUTSTANDING	
Public Buildings and Grounds	26,827.50	3 Farm		Balance January 1, 1968	33,940.93
Other Public Works		4a Commercial 4.34	2,300,660.00	Collected in 1968	26,963.92
HEALTH and WELFARE		4b Industrial 63.61	33,738,263.00	Cancelled, Abated or Adjusted (1968)	
Health Services Except Environmental	13,273.64	4c Apartments 11.28	5,983,010.00	Transfers to Tax Title Liens	
Welfare-Public Assistance	33,740.30	Total Valuation 100.00	53,037,222.00	Balance December 31, 1968	6,977.01
Hospitals, Clinics, First Aid	2,400.00				
Animal, Insect, & Rodent Control	1,000.00				
Other Welfare Services					
RECREATION and CONSERVATION		CAPITAL DEBT AUTHORIZED, DECEMBER 31, 1968			
Beaches and Boardwalks		ISSUED AND UNISSUED			
Parks, Playgrounds, Shade Trees	2,350.00	School			
Land Reclamation & Conservation		Self-liquidating	1,049,150.00		
Other Recreational Services	20,767.00	Other	1,049,150.00		
EDUCATION (excluding schools)		Total	1,049,150.00		
Libraries	25,876.25				
Other Educational Services					
STATUTORY EXPENDITURES		ISSUED AND OUTSTANDING			
Pensions & F. I. C. A.	133,400.00	School			
Employee Fringe Benefits	21,000.00	Self-liquidating	1,015,000.00		
Other Statutory Expenditures		Other	1,015,000.00		
		Total	1,015,000.00		
TOTAL MUNICIPAL FUNCTIONS	1,078,453.20				
CAPITAL IMPROVEMENTS	50,000.00	EQUALIZED VALUATION BASIS	62,427,994.67		
DEBT SERVICE		1968 CAPITAL OUTLAY	76,412.87		
Principal Payments	85,000.00	Beaches and Boardwalks			
Interest Payments	25,680.50	Parks and Playgrounds	8,198.75		
Other Debt Administration		Public Buildings and Grounds			
DEFERRED CHARGES	19,087.89	Vehicular Equipment	56,617.52		
SCHOOL, COUNTY, SPECIAL DISTRICT TAXES	891,167.03	Streets, Roads, Sidewalks, Storm Sewers	2,032.82		
RESERVE FOR UNCOLLECTED TAXES	75,139.72	Sewer System			
		Water System			
TOTAL EXPENDITURES	2,224,528.34	Other Utilities			
		Hospitals and Clinics			
		Garbage and Trash Disposal Facilities			
		Health Equipment			
		Library and Education Facilities			
		Conservation and Recreation			
		Other Expenditures	9,563.78		

0312		EDGEWATER PARK TWP				PER CAPITA:		PER CENT:			
Population 1960	2,866	Net Valuation Taxable	29,277,557	TAX RATE:		Gross Debt	363.00	Gross Debt	8.58		
Population 1968	6,790	State Equalized Value	31,060,425	General Rate Per \$100.		Net Debt	236.09	Net Debt	5.58		
		Net Valuation on Which County Taxes		Effective Tax Rate		Debt Service	1.35	Tax Levy Collected	90.98		
Moody Rating		are apportioned:	31,200,052	General Rate		Total Tax Levy	149.90	Tax Levy Cancelled, Abated			
Land Area	2.86 Sq. Miles	State Equalization Ratio	.9426	Municipal Functions		Municipal Functions	49.52	or Adjusted	1.14		
1968 EXPENDITURES		1968 REVENUES			1968 PROPERTY TAX						
GENERAL GOVERNMENT		1968 Property Taxes Collected			926,142.83	Local District School Taxes				730,430.50	
Governing Body & Public Boards		1968 Payments in Lieu of Taxes				Regional & Consolidated School Taxes					
Municipal Clerk		Delinquent Tax & Lien Collections			41,263.65	School Taxes in Municipal Budget					
Financial Administration		4,100.00	Business Personalty Replacement Taxes			62,438.00	County Taxes				165,630.07
Assessment of Taxes		5,605.00	Taxes from Public Utilities			69,119.19	County Library Taxes				8,406.59
Collection of Taxes		3,500.00	Other Miscellaneous Tax Revenues				Local Municipal Purpose Taxes				85,276.00
Planning, Housing & Development		1,200.00	State Aid Revenues			2,252.00	Veteran & Senior Citizen Taxes				29,530.00
Elections			Federal Aid Revenues				Total Taxes for Rate Computation				1,019,273.16
General Administration (other)		36,075.00	Sale of Acquired Property				Special District Taxes				
JUDICIARY			Other Miscellaneous Revenues			32,351.32	Bank Stock Taxes				
Municipal Courts		9,400.00	Total 1968 Revenues			1,133,566.99	Added and Omitted Taxes				28,111.16
PUBLIC SAFETY			Prior Years Surplus Appropriated			50,000.00	Total Taxes Levied				1,017,854.32
Fire Protection		8,000.00	TOTAL REVENUES			1,183,566.99	1968 TAXES COLLECTED				926,142.83
Police Protection		55,720.00					1968 Taxes Cancelled, Abated or Adjusted				11,649.99
Civil Defense & Disaster Control		1,050.00					Transfer To Tax Title Liens				
Environmental Inspection & Control		3,000.00	1968 REAL PROPERTY VALUATIONS - ASSESSED				Balance Outstanding Dec. 31, 1968				82,488.54
Other Public Safety			Code Class %								
PUBLIC WORKS			1 Vacant Land 3.87			1,118,650.00	PRIOR YEARS TAXES OUTSTANDING				
Streets and Drainage		44,380.00	2 Residential 67.84			19,619,750.00	Balance January 1, 1968				68,726.18
Sewers and Sewage Processing			3 Farm .68			198,075.00	Collected in 1968				41,263.65
Garbage and Trash Disposal		39,120.00	4a Commercial 8.19			2,367,350.00	Cancelled, Abated or Adjusted (1968)				
Public Buildings and Grounds		3,500.00	4b Industrial 4.96			1,433,050.00	Transfers to Tax Title Liens				
Other Public Works			4c Apartments 14.47			4,183,875.00	Balance December 31, 1968				27,462.53
HEALTH and WELFARE			Total Valuation 100.00			28,920,750.00	TAX TITLE LIENS OUTSTANDING				
Health Services Except Environmental		500.00	CAPITAL DEBT AUTHORIZED, DECEMBER 31, 1968				Balance January 1, 1968				223.03
Welfare-Public Assistance		3,500.00	ISSUED AND UNISSUED				Transfers From Taxes				
Hospitals, Clinics, First Aid		200.00	School			2,266,000.00	Redeemed in 1968				
Animal, Insect, & Rodent Control		875.00	Self-liquidating			198,800.00	Cancelled, Abated or Adjusted (1968)				
Other Welfare Services			Other			2,464,800.00	Balance December 31, 1968				223.03
RECREATION and CONSERVATION			Total			1,603,080.00	PROPERTY ACQUIRED BY DEED OR FORECLOSURE				
Beaches and Boardwalks			ISSUED AND OUTSTANDING				Balance January 1, 1968				10,500.00
Parks, Playgrounds, Shade Trees		15,170.00	School			940,000.00	Transfers From Liens				
Land Reclamation & Conservation			Self-liquidating			124,800.00	Sale for Cash (1968)				
Other Recreational Services		150.00	Other			1,064,800.00	Cancelled, Abated or Adjusted (1968)				
EDUCATION (excluding schools)			Total			28,723,974.67	Balance December 31, 1968				10,500.00
Libraries		500.00	EQUALIZED VALUATION BASIS				CURRENT FINANCES DECEMBER 31, 1968				
Other Educational Services			1968 CAPITAL OUTLAY			36,781.31	ASSETS				
STATUTORY EXPENDITURES			Beaches and Boardwalks				Cash on Hand Dec. 31, 1968				73,843.74
Pensions & F. I. C. A.		5,760.50	Parks and Playgrounds				Taxes Receivable				109,951.07
Employee Fringe Benefits		2,000.00	Public Buildings and Grounds				Tax Title Liens				223.03
Other Statutory Expenditures			Vehicular Equipment				Foreclosed Property				10,500.00
TOTAL MUNICIPAL FUNCTIONS		243,245.50	Streets, Roads, Sidewalks, Storm Sewers			33,331.31	Emergencies & Other Deferred Charges				1,500.00
CAPITAL IMPROVEMENTS		5,000.00	Sewer System				State Aid Receivable				26,376.96
DEBT SERVICE			Water System				Other Receivables				50.00
Principal Payments		5,200.00	Other Utilities				Total				222,444.80
Interest Payments		4,000.00	Hospitals and Clinics				LIABILITIES				
Other Debt Administration			Garbage and Trash Disposal Facilities				Cash Liabilities				77,418.18
DEFERRED CHARGES		4,799.50	Health Equipment				Reserves For Receivables				120,724.10
SCHOOL, COUNTY, SPECIAL DISTRICT TAXES		904,467.16	Library and Education Facilities				Surplus on Hand Dec. 31, 1968				24,302.52
RESERVE FOR UNCOLLECTED TAXES		74,000.00	Conservation and Recreation				Total				222,444.80
TOTAL EXPENDITURES		1,240,712.16	Other Expenditures			3,450.00					

1205		EDISON TWP		PER CAPITA:		PER CENT:	
Population 1960	44,799	Net Valuation Taxable	218,942,158	Gross Debt	382.69	Gross Debt	5.29
Population 1968	67,990	State Equalized Value	506,693,260	Net Debt	102.98	Net Debt	1.42
Moody Rating	A-1	Net Valuation on Which County Taxes are apportioned:	543,501,591	Debt Service	25.32	Tax Levy Collected	98.30
Land Area	30.20 Sq. Miles	State Equalization Ratio	.4321	Total Tax Levy	208.23	Tax Levy Cancelled, Abated or Adjusted	.06
				Municipal Functions	103.16		
1968 EXPENDITURES		1968 REVENUES		1968 PROPERTY TAX			
GENERAL GOVERNMENT							
Governing Body & Public Boards	19,825.00	1968 Property Taxes Collected	13,917,716.10	Local District School Taxes		8,678,242.00	
Municipal Clerk	37,166.00	1968 Payments in Lieu of Taxes	6,378.82	Regional & Consolidated School Taxes			
Financial Administration	122,558.10	Delinquent Tax & Lien Collections	219,995.80	School Taxes in Municipal Budget		994,371.50	
Assessment of Taxes	52,887.00	Business Personalty Replacement Taxes	574,466.00	County Taxes		2,800,425.90	
Collection of Taxes	48,270.00	Taxes from Public Utilities	2,084,971.84	County Library Taxes			
Planning, Housing & Development	26,275.00	Other Miscellaneous Tax Revenues		Local Municipal Purpose Taxes		975,689.24	
Elections		State Aid Revenues	354,366.11	Veteran & Senior Citizen Taxes		332,310.00	
General Administration (other)	327,399.61	Federal Aid Revenues		Total Taxes for Rate Computation		13,781,038.64	
JUDICIARY		Sale of Acquired Property	63,040.00	Special District Taxes		430,486.60	
Municipal Courts	45,064.05	Other Miscellaneous Revenues	1,023,811.41	Bank Stock Taxes		17,407.80	
PUBLIC SAFETY		Total 1968 Revenues	18,244,746.08	Added and Omitted Taxes		261,097.66	
Fire Protection	583,981.96	Prior Years Surplus Appropriated	1,000,000.00	Total Taxes Levied		14,157,720.70	
Police Protection	932,213.44	TOTAL REVENUES	19,244,746.08	1968 TAXES COLLECTED		13,917,716.10	
Civil Defense & Disaster Control	4,550.00			1968 Taxes Cancelled, Abated or Adjusted		9,182.95	
Environmental Inspection & Control	70,662.50			Transfer To Tax Title Liens		27,502.20	
Other Public Safety	30,000.00			Balance Outstanding Dec. 31, 1968		225,451.57	
PUBLIC WORKS		1968 REAL PROPERTY VALUATIONS - ASSESSED					
Streets and Drainage	671,832.11	Code Class %					
Sewers and Sewage Processing	427,680.99	1 Vacant Land 2.96	6,415,715.00	PRIOR YEARS TAXES OUTSTANDING			
Garbage and Trash Disposal		2 Residential 60.34	130,705,710.00	Balance January 1, 1968		258,788.33	
Public Buildings and Grounds	320,583.70	3 Farm .25	537,850.00	Collected in 1968		199,774.95	
Other Public Works		4a Commercial 11.87	25,713,690.00	Cancelled, Abated or Adjusted (1968)		1,226.58	
HEALTH and WELFARE		4b Industrial 19.06	41,294,029.00	Transfers to Tax Title Liens		8,989.29	
Health Services Except Environmental	133,928.15	4c Apartments 5.51	11,930,475.00	Balance December 31, 1968		48,797.51	
Welfare-Public Assistance	20,614.00	Total Valuation .99.99	216,597,469.00				
Hospitals, Clinics, First Aid	27,400.00			TAX TITLE LIENS OUTSTANDING			
Animal, Insect, & Rodent Control				Balance January 1, 1968		60,446.05	
Other Welfare Services				Transfers From Taxes		37,802.34	
RECREATION and CONSERVATION				Redeemed in 1968		20,220.85	
Beaches and Boardwalks				Cancelled, Abated or Adjusted (1968)		86.47	
Parks, Playgrounds, Shade Trees	20,000.00			Balance December 31, 1968		77,941.07	
Land Reclamation & Conservation				PROPERTY ACQUIRED BY DEED OR FORECLOSURE			
Other Recreational Services	119,500.00			Balance January 1, 1968		445,597.00	
EDUCATION (excluding schools)				Transfers From Liens			
Libraries	80,281.00			Sale for Cash (1968)		118,200.00	
Other Educational Services				Cancelled, Abated or Adjusted (1968)			
STATUTORY EXPENDITURES				Balance December 31, 1968		327,397.00	
Pensions & F. I. C. A.	275,500.00			CURRENT FINANCES DECEMBER 31, 1968			
Employee Fringe Benefits	137,300.00			ASSETS			
Other Statutory Expenditures				Cash on Hand Dec. 31, 1968		5,725,168.98	
TOTAL MUNICIPAL FUNCTIONS	4,535,472.60			Taxes Receivable		274,249.08	
CAPITAL IMPROVEMENTS	110,400.00			Tax Title Liens		77,941.07	
DEBT SERVICE				Foreclosed Property		327,397.00	
Principal Payments	993,000.00			Emergencies & Other Deferred Charges		20,000.00	
Interest Payments	729,050.75			State Aid Receivable		284,515.53	
Other Debt Administration				Other Receivables		63,786.08	
DEFERRED CHARGES	72,534.44			Total		6,773,057.74	
SCHOOL, COUNTY, SPECIAL DISTRICT TAXES	12,903,526.00			LIABILITIES			
RESERVE FOR UNCOLLECTED TAXES	573,715.91			Cash Liabilities		4,599,835.68	
TOTAL EXPENDITURES	19,917,699.70			Reserves For Receivables		757,925.94	
				Surplus on Hand Dec. 31, 1968		1,415,296.12	
				Total		6,773,057.74	

C1C8		EGG HARBOR TWP.			PER CAPITA:		PER CENT:	
Population 1960	5,593	Net Valuation Taxable	17,849,511	TAX RATE:	Gross Debt	334.99	Gross Debt	5.07
Population 1968	7,120	State Equalized Value	55,919,520	General Rate Per \$100.	Net Debt	7.27	Net Debt	.11
		Net Valuation on Which County Taxes		Effective Tax Rate	Debt Service	.67	Tax Levy Collected	92.57
Moody Rating		are apportioned:	53,812,438	General Rate	Total Tax Levy	189.38	Tax Levy Cancelled, Abated	
Land Area	66.54 Sq. Miles	State Equalization Ratio	.3192	Municipal Functions	Municipal Functions	146.62	or Adjusted	.31
1968 EXPENDITURES		1968 REVENUES			1968 PROPERTY TAX			
GENERAL GOVERNMENT		1968 Property Taxes Collected			1,248,276.93			
Governing Body & Public Boards		1968 Payments in Lieu of Taxes			130,721.90			
Municipal Clerk		Delinquent Tax & Lien Collections			29,219.25			
Financial Administration		Business Personalty Replacement Taxes			482,988.43			
Assessment of Taxes		Taxes from Public Utilities			18,165.40			
Collection of Taxes		Other Miscellaneous Tax Revenues			9,034.61			
Planning, Housing & Development		State Aid Revenues			183,076.43			
Elections		Federal Aid Revenues			2,101,482.95			
General Administration (other)		Sale of Acquired Property			450,000.00			
JUDICIARY		Other Miscellaneous Revenues			2,551,482.95			
Municipal Courts		Total 1968 Revenues			1968 TAXES COLLECTED			
PUBLIC SAFETY		Prior Years Surplus Appropriated			4,210.10			
Fire Protection		TOTAL REVENUES			19,025.33			
Police Protection		1968 REAL PROPERTY VALUATIONS - ASSESSED			78,621.62			
Civil Defense & Disaster Control		Code Class %			PRIOR YEARS TAXES OUTSTANDING			
Environmental Inspection & Control		1 Vacant Land 10.44			Balance January 1, 1968			
Other Public Safety		2 Residential 57.23			Collected in 1968			
PUBLIC WORKS		3 Farm .95			Cancelled, Abated or Adjusted (1968)			
Streets and Drainage		4a Commercial 29.66			Transfers to Tax Title Liens			
Sewers and Sewage Processing		4b Industrial .59			Balance December 31, 1968			
Garbage and Trash Disposal		4c Apartments 1.73			TAX TITLE LIENS OUTSTANDING			
Public Buildings and Grounds		Total Valuation 100.00			Balance January 1, 1968			
Other Public Works		CAPITAL DEBT AUTHORIZED, DECEMBER 31, 1968			Transfers From Taxes			
HEALTH and WELFARE		ISSUED AND UNISSUED			Redeemed in 1968			
Health Services Except Environmental		GROSS DEBT			Cancelled, Abated or Adjusted (1968)			
Welfare-Public Assistance		NET DEBT			Balance December 31, 1968			
Hospitals, Clinics, First Aid		SCHOOL			PROPERTY ACQUIRED BY DEED OR FORECLOSURE			
Animal, Insect, & Rodent Control		Self-liquidating			Balance January 1, 1968			
Other Welfare Services		Other			Transfers From Liens			
RECREATION and CONSERVATION		Total			Sale for Cash (1968)			
Beaches and Boardwalks		ISSUED AND OUTSTANDING			Cancelled, Abated or Adjusted (1968)			
Parks, Playgrounds, Shade Trees		SCHOOL			Balance December 31, 1968			
Land Reclamation & Conservation		Self-liquidating			CURRENT FINANCES DECEMBER 31, 1968			
Other Recreational Services		Other			ASSETS			
EDUCATION (excluding schools)		Total			Cash on Hand Dec. 31, 1968			
Libraries		EQUALIZED VALUATION BASIS			Taxes Receivable			
Other Educational Services		1968 CAPITAL OUTLAY			Tax Title Liens			
STATUTORY EXPENDITURES		Beaches and Boardwalks			Foreclosed Property			
Pensions & F. I. C. A.		Parks and Playgrounds			Emergencies & Other Deferred Charges			
Employee Fringe Benefits		Public Buildings and Grounds			State Aid Receivable			
Other Statutory Expenditures		Vehicular Equipment			Other Receivables			
TOTAL MUNICIPAL FUNCTIONS		Streets, Roads, Sidewalks, Storm Sewers			Total			
CAPITAL IMPROVEMENTS		Sewer System			LIABILITIES			
DEBT SERVICE		Water System			Cash Liabilities			
Principal Payments		Other Utilities			Reserves For Receivables			
Interest Payments		Hospitals and Clinics			Surplus on Hand Dec. 31, 1968			
Other Debt Administration		Garbage and Trash Disposal Facilities			Total			
DEFERRED CHARGES		Health Equipment						
SCHOOL, COUNTY, SPECIAL DISTRICT TAXES		Library and Education Facilities						
RESERVE FOR UNCOLLECTED TAXES		Conservation and Recreation						
TOTAL EXPENDITURES		Other Expenditures						

0107		EGG HARBOR CITY			PER CAPITA:		PER CENT:	
Population 1960	4,416	Net Valuation Taxable	7,581,370	TAX RATE:	Gross Debt	117.90	Gross Debt	4.10
Population 1968	4,970	State Equalized Value	14,587,973	General Rate Per \$100.	Net Debt	24.54	Net Debt	.85
		Net Valuation on Which County Taxes		Effective Tax Rate	Debt Service	.04	Tax Levy Collected	94.47
Moody Rating		are apportioned:	16,218,854	General Rate	Total Tax Levy	155.50	Tax Levy Cancelled, Abated	
Land Area	11.09 Sq. Miles	State Equalization Ratio	.5197	Municipal Functions	Municipal Functions	80.31	or Adjusted	.33
1968 EXPENDITURES		1968 REVENUES			1968 PROPERTY TAX			
GENERAL GOVERNMENT								
Governing Body & Public Boards	21,060.00	1968 Property Taxes Collected			Local District School Taxes			
Municipal Clerk		1968 Payments in Lieu of Taxes			Regional & Consolidated School Taxes			
Financial Administration	6,900.00	Delinquent Tax & Lien Collections			School Taxes in Municipal Budget			
Assessment of Taxes	2,000.00	Business Personalty Replacement Taxes			County Taxes			
Collection of Taxes	12,740.00	Taxes from Public Utilities			County Library Taxes			
Planning, Housing & Development	900.00	Other Miscellaneous Tax Revenues			Local Municipal Purpose Taxes			
Elections	1,003.00	State Aid Revenues			Veteran & Senior Citizen Taxes			
General Administration (other)	20,904.00	Federal Aid Revenues			Total Taxes for Rate Computation			
JUDICIARY		Sale of Acquired Property			Special District Taxes			
Municipal Courts	4,000.00	Other Miscellaneous Revenues			Bank Stock Taxes			
PUBLIC SAFETY		Total 1968 Revenues			Added and Omitted Taxes			
Fire Protection	13,300.00	Prior Years Surplus Appropriated			Total Taxes Levied			
Police Protection	64,000.00	TOTAL REVENUES			1968 TAXES COLLECTED			
Civil Defense & Disaster Control	600.00				1968 Taxes Cancelled, Abated or Adjusted			
Environmental Inspection & Control	1,000.00	1968 REAL PROPERTY VALUATIONS - ASSESSED			Transfer To Tax Title Liens			
Other Public Safety					Balance Outstanding Dec. 31, 1968			
PUBLIC WORKS								
Streets and Drainage	74,100.00							
Sewers and Sewage Processing								
Garbage and Trash Disposal	20,000.00							
Public Buildings and Grounds	10,000.00							
Other Public Works								
HEALTH and WELFARE								
Health Services Except Environmental	3,000.00							
Welfare-Public Assistance	2,150.00							
Hospitals, Clinics, First Aid	2,000.00							
Animal, Insect, & Rodent Control	1,000.00							
Other Welfare Services								
RECREATION and CONSERVATION								
Beaches and Boardwalks								
Parks, Playgrounds, Shade Trees	15,897.00							
Land Reclamation & Conservation								
Other Recreational Services	1,500.00							
EDUCATION (excluding schools)								
Libraries	1,700.00							
Other Educational Services								
STATUTORY EXPENDITURES								
Pensions & F. I. C. A.	18,200.00							
Employee Fringe Benefits	10,000.00							
Other Statutory Expenditures								
TOTAL MUNICIPAL FUNCTIONS								
CAPITAL IMPROVEMENTS	307,954.00							
DEBT SERVICE	15,000.00							
Principal Payments								
Interest Payments	225.00							
Other Debt Administration								
DEFERRED CHARGES	7,797.57							
SCHOOL, COUNTY, SPECIAL DISTRICT TAXES	597,694.91							
RESERVE FOR UNCOLLECTED TAXES	68,166.98							
TOTAL EXPENDITURES								

2004
Population 1960 107,698
Population 1968 118,670

Moody Rating A
Land Area 11.69 Sq. Miles

Net Valuation Taxable 277,231,050
State Equalized Value 615,112,158
Net Valuation on Which County Taxes
are apportioned: 669,795,231
State Equalization Ratio .4507

ELIZABETH CITY
TAX RATE:
General Rate Per \$100. 7.51
Effective Tax Rate
General Rate 3.38
Municipal Functions 2.66

PER CAPITA:
Gross Debt 309.60
Net Debt 111.86
Debt Service 14.83
Total Tax Levy 173.19
Municipal Functions 138.21

PER CENT:
Gross Debt 6.01
Net Debt 2.17
Tax Levy Collected 95.97
Tax Levy Cancelled, Abated
or Adjusted .29

1968 EXPENDITURES		1968 REVENUES		1968 PROPERTY TAX	
GENERAL GOVERNMENT					
Governing Body & Public Boards	106,996.00	1968 Property Taxes Collected	19,726,559.35	Local District School Taxes	9,225,068.35
Municipal Clerk	39,012.49	1968 Payments in Lieu of Taxes	36,217.07	Regional & Consolidated School Taxes	
Financial Administration	107,623.00	Delinquent Tax & Lien Collections	643,338.47	School Taxes in Municipal Budget	525,083.56
Assessment of Taxes	70,314.00	Business Personalty Replacement Taxes	1,979,487.00	County Taxes	2,723,365.69
Collection of Taxes	104,611.00	Taxes from Public Utilities	2,361,235.85	County Library Taxes	
Planning, Housing & Development	55,840.00	Other Miscellaneous Tax Revenues		Local Municipal Purpose Taxes	7,980,338.26
Elections	11,800.00	State Aid Revenues	497,132.32	Veteran & Senior Citizen Taxes	344,180.00
General Administration (other)	820,724.96	Federal Aid Revenues		Total Taxes for Rate Computation	20,798,035.86
JUDICIARY		Sale of Acquired Property	13,500.00	Special District Taxes	
Municipal Courts	58,557.00	Other Miscellaneous Revenues	1,317,737.25	Bank Stock Taxes	54,495.77
PUBLIC SAFETY		Total 1968 Revenues	26,575,207.31	Added and Omitted Taxes	44,831.02
Fire Protection	2,668,582.00	Prior Years Surplus Appropriated	1,085,840.59	Total Taxes Levied	20,553,182.65
Police Protection	2,882,379.50	TOTAL REVENUES	27,661,047.90	1968 TAXES COLLECTED	19,726,559.35
Civil Defense & Disaster Control	14,737.00			1968 Taxes Cancelled, Abated or Adjusted	59,741.79
Environmental Inspection & Control	188,049.51	1968 REAL PROPERTY VALUATIONS - ASSESSED		Transfer To Tax Title Liens	53,857.34
Other Public Safety	200.00			Balance Outstanding Dec. 31, 1968	735,120.17
PUBLIC WORKS		Code Class %			
Streets and Drainage	1,397,907.32	1 Vacant Land 2.21	6,001,150.00	PRIOR YEARS TAXES OUTSTANDING	
Sewers and Sewage Processing	335,836.63	2 Residential 44.14	119,839,400.00	Balance January 1, 1968	1,976,542.48
Garbage and Trash Disposal	531,000.00	3 Farm		Collected in 1968	604,278.55
Public Buildings and Grounds	410,456.07	4a Commercial 22.28	60,496,400.00	Cancelled, Abated or Adjusted (1968)	43,076.17
Other Public Works		4b Industrial 13.85	37,594,300.00	Transfers to Tax Title Liens	57,357.79
HEALTH and WELFARE		4c Apartments 17.51	47,548,600.00	Balance December 31, 1968	1,271,829.97
Health Services Except Environmental	368,577.61	Total Valuation 99.99	271,479,850.00		
Welfare-Public Assistance	342,830.67	CAPITAL DEBT AUTHORIZED, DECEMBER 31, 1968		TAX TITLE LIENS OUTSTANDING	
Hospitals, Clinics, First Aid	188,000.00	ISSUED AND UNISSUED		Balance January 1, 1968	136,825.10
Animal, Insect, & Rodent Control		SCHOOL	GROSS DEBT	Transfers From Taxes	116,230.14
Other Welfare Services		Self-liquidating	317,000.00	Redeemed in 1968	39,059.92
RECREATION and CONSERVATION		Other	15,299,445.00	Cancelled, Abated or Adjusted (1968)	
Beaches and Boardwalks		Total	36,741,195.00	Balance December 31, 1968	213,995.32
Parks, Playgrounds, Shade Trees	111,639.00	ISSUED AND OUTSTANDING		PROPERTY ACQUIRED BY DEED OR FORECLOSURE	
Land Reclamation & Conservation		School	16,279,870.00	Balance January 1, 1968	113,609.40
Other Recreational Services	178,056.50	Self-liquidating	317,000.00	Transfers From Liens	
EDUCATION (excluding schools)		Other	12,104,400.00	Sale for Cash (1968)	20,150.00
Libraries	500,000.00	Total	28,701,270.00	Cancelled, Abated or Adjusted (1968)	
Other Educational Services		EQUALIZED VALUATION BASIS	610,611,508.33	Balance December 31, 1968	93,459.40
STATUTORY EXPENDITURES		1968 CAPITAL OUTLAY	2,343,378.00	CURRENT FINANCES DECEMBER 31, 1968	
Pensions & F. I. C. A.	1,388,122.00	Beaches and Boardwalks		ASSETS	
Employee Fringe Benefits	255,000.00	Parks and Playgrounds	776.15	Cash on Hand Dec. 31, 1968	1,883,862.17
Other Statutory Expenditures		Public Buildings and Grounds	1,144,928.76	Taxes Receivable	2,006,950.14
TOTAL MUNICIPAL FUNCTIONS	13,136,852.26	Vehicular Equipment	9,973.23	Tax Title Liens	213,995.32
CAPITAL IMPROVEMENTS	55,000.00	Streets, Roads, Sidewalks, Storm Sewers	44,461.42	Foreclosed Property	93,459.40
DEBT SERVICE		Sewer System	965,430.61	Emergencies & Other Deferred Charges	253,136.00
Principal Payments	1,064,753.72	Water System		State Aid Receivable	264,507.59
Interest Payments	695,435.00	Other Utilities		Other Receivables	58,137.72
Other Debt Administration		Hospitals and Clinics		Total	4,773,848.34
DEFERRED CHARGES	173,350.24	Garbage and Trash Disposal Facilities		LIABILITIES	
SCHOOL, COUNTY, SPECIAL DISTRICT TAXES	12,473,517.60	Health Equipment		Cash Liabilities	1,389,166.42
RESERVE FOR UNCOLLECTED TAXES	1,276,269.12	Library and Education Facilities	162,000.00	Reserves For Receivables	2,372,442.58
TOTAL EXPENDITURES	28,875,177.94	Conservation and Recreation		Surplus on Hand Dec. 31, 1968	1,012,239.34
		Other Expenditures	15,807.83	Total	4,773,848.34

0804		ELK TWP		PER CAPITA:		PER CENT:		
Population 1960	2,635	Net Valuation Taxable	2,616,881	TAX RATE:	Gross Debt	105.25	Gross Debt	2.95
Population 1968	2,810	State Equalized Value	10,840,434	General Rate Per \$100.	Net Debt		Net Debt	
		Net Valuation on Which County Taxes are apportioned:	10,089,791	Effective Tax Rate	Debt Service		Tax Levy Collected	89.69
Moody Rating				General Rate	Total Tax Levy	95.24	Tax Levy Cancelled, Abated or Adjusted	.78
Land Area	20.19 Sq. Miles	State Equalization Ratio	.2414	Municipal Functions	Municipal Functions	44.16		
1968 EXPENDITURES		1968 REVENUES		1968 PROPERTY TAX				
GENERAL GOVERNMENT								
Governing Body & Public Boards		1968 Property Taxes Collected		240,066.24		Local District School Taxes		60,000.00
Municipal Clerk		1968 Payments in Lieu of Taxes				Regional & Consolidated School Taxes		150,839.08
Financial Administration	3,100.00	Delinquent Tax & Lien Collections		21,330.62		School Taxes in Municipal Budget		
Assessment of Taxes	2,850.00	Business Personality Replacement Taxes		5,675.00		County Taxes		55,634.30
Collection of Taxes	6,770.00	Taxes from Public Utilities		33,752.50		County Library Taxes		
Planning, Housing & Development	1,060.00	Other Miscellaneous Tax Revenues				Local Municipal Purpose Taxes		
Elections	935.00	State Aid Revenues		3,351.00		Veteran & Senior Citizen Taxes		16,660.00
General Administration (other)	14,630.00	Federal Aid Revenues				Total Taxes for Rate Computation		283,133.38
JUDICIARY		Sale of Acquired Property		4,675.00		Special District Taxes		
Municipal Courts	1,970.00	Other Miscellaneous Revenues		22,110.38		Bank Stock Taxes		
PUBLIC SAFETY		Total 1968 Revenues		330,960.74		Added and Omitted Taxes		1,173.67
Fire Protection	3,000.00	Prior Years Surplus Appropriated		50,000.00		Total Taxes Levied		267,647.05
Police Protection	610.00	TOTAL REVENUES		380,960.74		1968 TAXES COLLECTED		240,066.24
Civil Defense & Disaster Control	100.00					1968 Taxes Cancelled, Abated or Adjusted		2,102.65
Environmental Inspection & Control	550.00					Transfer To Tax Title Liens		4,560.74
Other Public Safety						Balance Outstanding Dec. 31, 1968		20,918.02
PUBLIC WORKS		1968 REAL PROPERTY VALUATIONS - ASSESSED						
Streets and Drainage	13,750.00	Code	Class	%		PRIOR YEARS TAXES OUTSTANDING		
Sewers and Sewage Processing		1	Vacant Land	4.17	106,675.00	Balance January 1, 1968		21,861.50
Garbage and Trash Disposal	2,120.00	2	Residential	60.77	1,553,200.00	Collected in 1968		19,992.98
Public Buildings and Grounds	2,300.00	3	Farm	33.40	853,725.00	Cancelled, Abated or Adjusted (1968)		68.34
Other Public Works		4a	Commercial	1.66	42,350.00	Transfers to Tax Title Liens		644.16
HEALTH and WELFARE		4b	Industrial			Balance December 31, 1968		1,156.02
Health Services Except Environmental	350.00	4c	Apartments					
Welfare-Public Assistance	1,900.00	Total Valuation		100.00	2,555,950.00	TAX TITLE LIENS OUTSTANDING		
Hospitals, Clinics, First Aid		CAPITAL DEBT AUTHORIZED, DECEMBER 31, 1968				Balance January 1, 1968		30,971.66
Animal, Insect, & Rodent Control		ISSUED AND UNISSUED		GROSS DEBT	NET DEBT	Transfers From Taxes		5,321.67
Other Welfare Services		School		295,765.95		Redeemed in 1968		1,337.64
RECREATION and CONSERVATION		Self-liquidating				Cancelled, Abated or Adjusted (1968)		5,358.76
Beaches and Boardwalks		Other		295,765.95		Balance December 31, 1968		29,596.93
Parks, Playgrounds, Shade Trees		Total				PROPERTY ACQUIRED BY DEED OR FORECLOSURE		
Land Reclamation & Conservation		ISSUED AND OUTSTANDING			295,765.95	Balance January 1, 1968		103,990.00
Other Recreational Services		School				Transfers From Liens		9,375.00
EDUCATION (excluding schools)		Self-liquidating				Sale for Cash (1968)		4,675.00
Libraries		Other			295,765.95	Cancelled, Abated or Adjusted (1968)		
Other Educational Services	29,653.00	Total				Balance December 31, 1968		108,690.00
STATUTORY EXPENDITURES		EQUALIZED VALUATION BASIS			10,024,029.67	CURRENT FINANCES DECEMBER 31, 1968		
Pensions & F. I. C. A.	500.00	1968 CAPITAL OUTLAY				ASSETS		
Employee Fringe Benefits		Beaches and Boardwalks				Cash on Hand Dec. 31, 1968		135,974.59
Other Statutory Expenditures		Parks and Playgrounds				Taxes Receivable		22,074.04
TOTAL MUNICIPAL FUNCTIONS	86,148.00	Public Buildings and Grounds				Tax Title Liens		29,596.93
CAPITAL IMPROVEMENTS		Vehicular Equipment				Foreclosed Property		108,690.00
DEBT SERVICE		Streets, Roads, Sidewalks, Storm Sewers				Emergencies & Other Deferred Charges		
Principal Payments		Sewer System				State Aid Receivable		6,000.00
Interest Payments		Water System				Other Receivables		375.62
Other Debt Administration		Other Utilities				Total		302,711.18
DEFERRED CHARGES		Hospitals and Clinics				LIABILITIES		
SCHOOL, COUNTY, SPECIAL DISTRICT TAXES	266,473.38	Garbage and Trash Disposal Facilities				Cash Liabilities		21,622.86
RESERVE FOR UNCOLLECTED TAXES	37,960.00	Health Equipment				Reserves For Receivables		160,736.59
TOTAL EXPENDITURES	390,581.38	Library and Education Facilities				Surplus on Hand Dec. 31, 1968		120,351.73
		Conservation and Recreation				Total		302,711.18
		Other Expenditures						

1702		ELMER BORO			PER CAPITA:		PER CENT:	
Population 1960	1,505	Net Valuation Taxable	1,687,440	TAX RATE:	Gross Debt	145.73	Gross Debt	4.57
Population 1968	1,640	State Equalized Value	5,093,389	General Rate Per \$100.	Net Debt	20.25	Net Debt	.63
		Net Valuation on Which County Taxes are apportioned:	5,726,768	Effective Tax Rate	Debt Service	.06	Tax Levy Collected	95.35
Moody Rating		State Equalization Ratio	.3313	General Rate	Total Tax Levy	109.06	Tax Levy Cancelled, Abated or Adjusted	
Land Area	.72 Sq. Miles			Municipal Functions	Municipal Functions	54.96		
1968 EXPENDITURES		1968 REVENUES		1968 PROPERTY TAX				
GENERAL GOVERNMENT								
Governing Body & Public Boards		1968 Property Taxes Collected		170,557.23		Local District School Taxes		
Municipal Clerk		1968 Payments in Lieu of Taxes				Regional & Consolidated School Taxes		
Financial Administration		Delinquent Tax & Lien Collections		12,014.97		School Taxes in Municipal Budget		
Assessment of Taxes		Business Personalty Replacement Taxes		12,582.00		County Taxes		
Collection of Taxes		Taxes from Public Utilities		16,003.59		County Library Taxes		
Planning, Housing & Development		Other Miscellaneous Tax Revenues		6,958.82		Local Municipal Purpose Taxes		
Elections		State Aid Revenues				Veteran & Senior Citizen Taxes		
General Administration (other)		Federal Aid Revenues				Total Taxes for Rate Computation		
JUDICIARY		Sale of Acquired Property		5,747.83		Special District Taxes		
Municipal Courts		Other Miscellaneous Revenues		223,864.44		Bank Stock Taxes		
PUBLIC SAFETY		Total 1968 Revenues		5,841.00		Added and Omitted Taxes		
Fire Protection		Prior Years Surplus Appropriated		229,705.44		Total Taxes Levied		
Police Protection		TOTAL REVENUES				1968 TAXES COLLECTED		
Civil Defense & Disaster Control						170,557.23		
Environmental Inspection & Control						1968 Taxes Cancelled, Abated or Adjusted		
Other Public Safety						Transfer To Tax Title Liens		
PUBLIC WORKS		1968 REAL PROPERTY VALUATIONS - ASSESSED				Balance Outstanding Dec. 31, 1968		
Streets and Drainage		Code Class %		16,900.00				
Sewers and Sewage Processing		1 Vacant Land 1.05		1,139,375.00		PRIOR YEARS TAXES OUTSTANDING		
Garbage and Trash Disposal		2 Residential 71.12		7,280.00		Balance January 1, 1968		
Public Buildings and Grounds		3 Farm .45		408,415.00		Collected in 1968		
Other Public Works		4a Commercial 25.49		30,000.00		Cancelled, Abated or Adjusted (1968)		
HEALTH and WELFARE		4b Industrial 1.87		1,601,970.00		Transfers to Tax Title Liens		
Health Services Except Environmental		4c Apartments				Balance December 31, 1968		
Welfare-Public Assistance		Total Valuation 99.98				4,844.69		
Hospitals, Clinics, First Aid		CAPITAL DEBT AUTHORIZED, DECEMBER 31, 1968						
Animal, Insect, & Rodent Control		ISSUED AND UNISSUED				TAX TITLE LIENS OUTSTANDING		
Other Welfare Services		School		190,000.00		Balance January 1, 1968		
RECREATION and CONSERVATION		Self-liquidating		49,000.00		Transfers From Taxes		
Beaches and Boardwalks		Other				Redeemed in 1968		
Parks, Playgrounds, Shade Trees		Total		239,000.00		Cancelled, Abated or Adjusted (1968)		
Land Reclamation & Conservation		ISSUED AND OUTSTANDING				Balance December 31, 1968		
Other Recreational Services		School		190,000.00		PROPERTY ACQUIRED BY DEED OR FORECLOSURE		
EDUCATION (excluding schools)		Self-liquidating				Balance January 1, 1968		
Libraries		Other				Transfers From Liens		
Other Educational Services		Total		190,000.00		Sale for Cash (1968)		
STATUTORY EXPENDITURES		EQUALIZED VALUATION BASIS		5,225,832.67		Cancelled, Abated or Adjusted (1968)		
Pensions & F. I. C. A.		1968 CAPITAL OUTLAY				Balance December 31, 1968		
Employee Fringe Benefits		Beaches and Boardwalks				CURRENT FINANCES DECEMBER 31, 1968		
Other Statutory Expenditures		Parks and Playgrounds				ASSETS		
TOTAL MUNICIPAL FUNCTIONS		Public Buildings and Grounds				Cash on Hand Dec. 31, 1968		
CAPITAL IMPROVEMENTS		Vehicular Equipment				Taxes Receivable		
DEBT SERVICE		Streets, Roads, Sidewalks, Storm Sewers				Tax Title Liens		
Principal Payments		Sewer System				Foreclosed Property		
Interest Payments		Water System				Emergencies & Other Deferred Charges		
Other Debt Administration		Other Utilities				State Aid Receivable		
DEFERRED CHARGES		Hospitals and Clinics				Other Receivables		
SCHOOL, COUNTY, SPECIAL DISTRICT TAXES		Garbage and Trash Disposal Facilities				Total		
RESERVE FOR UNCOLLECTED TAXES		Health Equipment				LIABILITIES		
		Library and Education Facilities				Cash Liabilities		
		Conservation and Recreation				Reserves For Receivables		
		Other Expenditures				Surplus on Hand Dec. 31, 1968		
TOTAL EXPENDITURES						Total		

1703
Population 1960 1,220
Population 1968 1,400

Moody Rating
Land Area 13.04 Sq. Miles

Net Valuation Taxable 1,528,872
State Equalized Value 5,325,224
Net Valuation on Which County Taxes
are apportioned: 5,861,715
State Equalization Ratio .2871

ELSINBORO TWP
TAX RATE:
General Rate Per \$100. 10.66
Effective Tax Rate
General Rate 3.06
Municipal Functions 1.39

PER CAPITA:
Gross Debt 106.32
Net Debt 2.03
Debt Service
Total Tax Levy 110.05
Municipal Functions 52.88

PER CENT:
Gross Debt 2.65
Net Debt .05
Tax Levy Collected 88.63
Tax Levy Cancelled, Abated
or Adjusted .05

1968 EXPENDITURES		1968 REVENUES		1968 PROPERTY TAX	
GENERAL GOVERNMENT		1968 Property Taxes Collected		Local District School Taxes	
Governing Body & Public Boards			136,572.36		109,382.00
Municipal Clerk		1968 Payments In Lieu of Taxes		Regional & Consolidated School Taxes	
Financial Administration	2,304.00	Delinquent Tax & Lien Collections	16,211.28	School Taxes in Municipal Budget	
Assessment of Taxes	1,900.00	Business Personalty Replacement Taxes	3,886.00	County Taxes	42,387.37
Collection of Taxes	2,600.00	Taxes from Public Utilities	10,628.01	County Library Taxes	
Planning, Housing & Development	1,900.00	Other Miscellaneous Tax Revenues		Local Municipal Purpose Taxes	2,313.07
Elections		State Aid Revenues	4,844.00	Veteran & Senior Citizen Taxes	8,810.00
General Administration (other)	8,042.66	Federal Aid Revenues		Total Taxes for Rate Computation	162,892.44
JUDICIARY		Sale of Acquired Property		Special District Taxes	
Municipal Courts	1,500.00	Other Miscellaneous Revenues	3,057.12	Bank Stock Taxes	
PUBLIC SAFETY		Total 1968 Revenues	175,198.77	Added and Omitted Taxes	
Fire Protection	1,750.00	Prior Years Surplus Appropriated	35,000.00	Total Taxes Levied	154,082.44
Police Protection	2,225.00	TOTAL REVENUES	210,198.77	1968 TAXES COLLECTED	136,572.36
Civil Defense & Disaster Control	500.00			1968 Taxes Cancelled, Abated or Adjusted	80.00
Environmental Inspection & Control	400.00	1968 REAL PROPERTY VALUATIONS - ASSESSED		Transfer To Tax Title Liens	455.07
Other Public Safety				Balance Outstanding Dec. 31, 1968	16,975.01
PUBLIC WORKS		Code Class %			
Streets and Drainage	11,586.00	1 Vacant Land 6.97	104,982.00	PRIOR YEARS TAXES OUTSTANDING	
Sewers and Sewage Processing		2 Residential 72.49	1,091,456.00	Balance January 1, 1968	15,752.61
Garbage and Trash Disposal	4,600.00	3 Farm 16.52	248,795.00	Collected in 1968	14,872.48
Public Buildings and Grounds		4a Commercial 4.01	60,389.00	Cancelled, Abated or Adjusted (1968)	
Other Public Works		4b Industrial		Transfers to Tax Title Liens	228.17
HEALTH and WELFARE		4c Apartments		Balance December 31, 1968	651.96
Health Services Except Environmental	525.00	Total Valuation 99.99	1,505,622.00	TAX TITLE LIENS OUTSTANDING	
Welfare-Public Assistance	725.00	CAPITAL DEBT AUTHORIZED, DECEMBER 31, 1968		Balance January 1, 1968	2,693.47
Hospitals, Clinics, First Aid	200.00	ISSUED AND UNISSUED		Transfers From Taxes	753.69
Animal, Insect, & Rodent Control	500.00	School	146,000.00	Redeemed in 1968	1,338.80
Other Welfare Services		Self-liquidating	2,850.00	Cancelled, Abated or Adjusted (1968)	
RECREATION and CONSERVATION		Other	2,850.00	Balance December 31, 1968	2,108.36
Beaches and Boardwalks		Total	148,850.00	PROPERTY ACQUIRED BY DEED OR FORECLOSURE	
Parks, Playgrounds, Shade Trees		ISSUED AND OUTSTANDING		Balance January 1, 1968	
Land Reclamation & Conservation		School	146,000.00	Transfers From Liens	
Other Recreational Services		Self-liquidating		Sale for Cash (1968)	
EDUCATION (excluding schools)		Other		Cancelled, Abated or Adjusted (1968)	
Libraries		Total	146,000.00	Balance December 31, 1968	
Other Educational Services		EQUALIZED VALUATION BASIS	5,606,264.00	CURRENT FINANCES DECEMBER 31, 1968	
STATUTORY EXPENDITURES		1968 CAPITAL OUTLAY		ASSETS	
Pensions & F. I. C. A.	500.00	Beaches and Boardwalks		Cash on Hand Dec. 31, 1968	62,230.11
Employee Fringe Benefits		Parks and Playgrounds		Taxes Receivable	17,626.97
Other Statutory Expenditures		Public Buildings and Grounds		Tax Title Liens	2,108.36
TOTAL MUNICIPAL FUNCTIONS	41,757.66	Vehicular Equipment		Foreclosed Property	
CAPITAL IMPROVEMENTS		Streets, Roads, Sidewalks, Storm Sewers		Emergencies & Other Deferred Charges	1,826.66
DEBT SERVICE		Sewer System		State Aid Receivable	
Principal Payments		Water System		Other Receivables	8,745.20
Interest Payments		Other Utilities		Total	92,537.30
Other Debt Administration		Hospitals and Clinics		LIABILITIES	
DEFERRED CHARGES	9,077.81	Garbage and Trash Disposal Facilities		Cash Liabilities	12,350.62
SCHOOL, COUNTY, SPECIAL DISTRICT TAXES	151,769.37	Health Equipment		Reserves For Receivables	28,480.53
RESERVE FOR UNCOLLECTED TAXES	23,204.26	Library and Education Facilities		Surplus on Hand Dec. 31, 1968	51,706.15
TOTAL EXPENDITURES	225,809.10	Conservation and Recreation		Total	92,537.30
		Other Expenditures			

0214		EMERSON BORO			PER CAPITA:		PER CENT:	
Population 1960	6,849	Net Valuation Taxable	56,127,343	TAX RATE:	Gross Debt	553.56	Gross Debt	7.59
Population 1968	8,210	State Equalized Value	64,204,235	General Rate Per \$100.	Net Debt	22.67	Net Debt	.31
		Net Valuation on Which County Taxes		Effective Tax Rate	Debt Service	3.65	Tax Levy Collected	97.45
Moody Rating	A	are apportioned:	61,051,624	General Rate	Total Tax Levy	263.38	Tax Levy Cancelled, Abated	
Land Area	2.35 Sq. Miles	State Equalization Ratio	.8742	Municipal Functions	Municipal Functions	84.35	or Adjusted	1.13
1968 EXPENDITURES		1968 REVENUES			1968 PROPERTY TAX			
GENERAL GOVERNMENT		1968 Property Taxes Collected			2,107,392.48			
Governing Body & Public Boards		1968 Payments in Lieu of Taxes			11,015.42			
Municipal Clerk		Delinquent Tax & Lien Collections			62,845.55			
Financial Administration		Business Personalty Replacement Taxes			28,930.00			
Assessment of Taxes		Taxes from Public Utilities			106,601.59			
Collection of Taxes		Other Miscellaneous Tax Revenues			8,627.00			
Planning, Housing & Development		State Aid Revenues			12,342.18			
Elections		Federal Aid Revenues			25,406.83			
General Administration (other)		Sale of Acquired Property			2,363,160.95			
JUDICIARY		Other Miscellaneous Revenues			150,000.00			
Municipal Courts		Total 1968 Revenues			2,513,160.95			
PUBLIC SAFETY		Prior Years Surplus Appropriated						
Fire Protection		TOTAL REVENUES						
Police Protection								
Civil Defense & Disaster Control								
Environmental Inspection & Control								
Other Public Safety								
PUBLIC WORKS		1968 REAL PROPERTY VALUATIONS - ASSESSED						
Streets and Drainage		Code Class %						
Sewers and Sewage Processing		1 Vacant Land 2.17			1,169,800.00			
Garbage and Trash Disposal		2 Residential 84.59			47,176,200.00			
Public Buildings and Grounds		3 Farm .05			22,600.00			
Other Public Works		4a Commercial 12.39			6,909,600.00			
HEALTH and WELFARE		4b Industrial .89			494,300.00			
Health Services Except Environmental		4c Apartments			55,772,500.00			
Welfare-Public Assistance		Total Valuation 100.02						
Hospitals, Clinics, First Aid		CAPITAL DEBT AUTHORIZED, DECEMBER 31, 1968						
Animal, Insect, & Rodent Control		ISSUED AND UNISSUED			GROSS DEBT			
Other Welfare Services		School			2,344,000.00			
RECREATION and CONSERVATION		Self-liquidating			1,995,324.39			
Beaches and Boardwalks		Other			205,409.77			
Parks, Playgrounds, Shade Trees		Total			4,544,734.16			
Land Reclamation & Conservation		ISSUED AND OUTSTANDING			NET DEBT			
Other Recreational Services		School			2,344,000.00			
EDUCATION (excluding schools)		Self-liquidating			1,995,000.00			
Libraries		Other			137,000.00			
Other Educational Services		Total			4,476,000.00			
STATUTORY EXPENDITURES		EQUALIZED VALUATION BASIS			59,817,491.33			
Pensions & F. I. C. A.		1968 CAPITAL OUTLAY			186,828.60			
Employee Fringe Benefits		Beaches and Boardwalks						
Other Statutory Expenditures		Parks and Playgrounds						
TOTAL MUNICIPAL FUNCTIONS		Public Buildings and Grounds			17,234.53			
CAPITAL IMPROVEMENTS		Vehicular Equipment			544.39			
DEBT SERVICE		Streets, Roads, Sidewalks, Storm Sewers			168,599.58			
Principal Payments		Sewer System						
Interest Payments		Water System						
Other Debt Administration		Other Utilities						
DEFERRED CHARGES		Hospitals and Clinics						
SCHOOL, COUNTY, SPECIAL DISTRICT TAXES		Garbage and Trash Disposal Facilities						
RESERVE FOR UNCOLLECTED TAXES		Health Equipment						
TOTAL EXPENDITURES		Library and Education Facilities						
		Conservation and Recreation						
		Other Expenditures						

0215		ENGLEWOOD CITY			PER CAPITA:		PER CENT:		
Population 1960	26,057	Net Valuation Taxable	231,968,095	TAX RATE:	Gross Debt	353.67	Gross Debt	3.82	
Population 1968	27,190	State Equalized Value	273,160,733	General Rate Per \$100.	Net Debt	105.91	Net Debt	1.14	
		Net Valuation on Which County Taxes		Effective Tax Rate	Debt Service	23.68	Tax Levy Collected	95.77	
Moody Rating	A	are apportioned:	278,272,879	General Rate	Total Tax Levy	313.51	Tax Levy Cancelled, Abated		
Land Area	4.90 Sq. Miles	State Equalization Ratio	.8492	Municipal Functions	Municipal Functions	190.99	or Adjusted	.29	
1968 EXPENDITURES		1968 REVENUES			1968 PROPERTY TAX				
GENERAL GOVERNMENT		1968 Property Taxes Collected			8,164,506.68				
Governing Body & Public Boards		1968 Payments in Lieu of Taxes			20,007.44				
Municipal Clerk		Delinquent Tax & Lien Collections			230,591.52				
Financial Administration		51,593.55	Business Personalty Replacement Taxes			367,575.00			
Assessment of Taxes		39,013.98	Taxes from Public Utilities			479,183.99			
Collection of Taxes		30,339.76	Other Miscellaneous Tax Revenues						
Planning, Housing & Development		24,069.58	State Aid Revenues			58,826.01			
Elections			Federal Aid Revenues						
General Administration (other)		355,307.08	Sale of Acquired Property			4,375.00			
JUDICIARY			Other Miscellaneous Revenues			349,662.14			
Municipal Courts		29,557.32	Total 1968 Revenues			9,674,727.78			
PUBLIC SAFETY			Prior Years Surplus Appropriated			605,000.00			
Fire Protection		563,597.31	TOTAL REVENUES			10,279,727.78			
Police Protection		762,995.00	1968 REAL PROPERTY VALUATIONS - ASSESSED						
Civil Defense & Disaster Control		6,586.84							
Environmental Inspection & Control		41,477.30	Code			Class			
Other Public Safety			1			Vacant Land			
PUBLIC WORKS			2			Residential			
Streets and Drainage		504,341.82	3			Farm			
Sewers and Sewage Processing		44,231.38	4a			Commercial			
Garbage and Trash Disposal		275,713.44	4b			Industrial			
Public Buildings and Grounds		217,449.53	4c			Apartments			
Other Public Works			Total Valuation			100.01			
HEALTH and WELFARE			CAPITAL DEBT AUTHORIZED, DECEMBER 31, 1968						
Health Services Except Environmental		93,197.88	ISSUED AND UNISSUED			GROSS DEBT			
Welfare-Public Assistance		22,205.55	School			5,877,000.00			
Hospitals, Clinics, First Aid			Self-liquidating			59,483.18			
Animal, Insect, & Rodent Control		5,751.43	Other			2,879,824.28			
Other Welfare Services			Total			9,616,307.46			
RECREATION and CONSERVATION			ISSUED AND OUTSTANDING						
Beaches and Boardwalks			School			6,677,000.00			
Parks, Playgrounds, Shade Trees		151,074.58	Self-liquidating			59,483.18			
Land Reclamation & Conservation			Other			2,480,334.28			
Other Recreational Services		84,200.98	Total			9,216,817.46			
EDUCATION (excluding schools)			EQUALIZED VALUATION BASIS			251,720,279.00			
Libraries		161,574.77	1968 CAPITAL OUTLAY			3,646,292.12			
Other Educational Services			Beaches and Boardwalks			255,469.22			
STATUTORY EXPENDITURES			Parks and Playgrounds			2,508,009.29			
Pensions & F. I. C. A.		368,034.35	Public Buildings and Grounds			148,280.61			
Employee Fringe Benefits		77,126.81	Vehicular Equipment			54,239.93			
Other Statutory Expenditures			Streets, Roads, Sidewalks, Storm Sewers						
TOTAL MUNICIPAL FUNCTIONS		3,909,440.24	Sewer System						
CAPITAL IMPROVEMENTS		46,490.00	Water System			24.00			
DEBT SERVICE			Other Utilities						
Principal Payments		363,482.14	Hospitals and Clinics						
Interest Payments		280,586.34	Garbage and Trash Disposal Facilities						
Other Debt Administration			Health Equipment						
DEFERRED CHARGES		144,744.93	Library and Education Facilities			680,269.07			
SCHOOL, COUNTY, SPECIAL DISTRICT TAXES		5,472,005.84	Conservation and Recreation						
RESERVE FOR UNCOLLECTED TAXES		448,315.38	Other Expenditures						
TOTAL EXPENDITURES		11,665,064.87							
						Local District School Taxes			
						4,013,809.00			
						Regional & Consolidated School Taxes			
						471,729.00			
						School Taxes in Municipal Budget			
						986,467.84			
						County Taxes			
						County Library Taxes			
						Local Municipal Purpose Taxes			
						2,960,162.01			
						Veteran & Senior Citizen Taxes			
						98,820.00			
						Total Taxes for Rate Computation			
						8,530,987.85			
						Special District Taxes			
						Bank Stock Taxes			
						29,892.95			
						Added and Omitted Taxes			
						62,320.80			
						Total Taxes Levied			
						8,524,381.60			
						1968 TAXES COLLECTED			
						8,164,506.68			
						1968 Taxes Cancelled, Abated or Adjusted			
						25,048.11			
						Transfer To Tax Title Liens			
						312.80			
						Balance Outstanding Dec. 31, 1968			
						342,502.06			
						PRIOR YEARS TAXES OUTSTANDING			
						Balance January 1, 1968			
						229,713.88			
						Collected in 1968			
						227,982.76			
						Cancelled, Abated or Adjusted (1968)			
						1,731.12			
						Transfers to Tax Title Liens			
						Balance December 31, 1968			
						TAX TITLE LIENS OUTSTANDING			
						Balance January 1, 1968			
						3,961.55			
						Transfers From Taxes			
						312.80			
						Redeemed in 1968			
						2,608.76			
						Cancelled, Abated or Adjusted (1968)			
						Balance December 31, 1968			
						1,665.59			
						PROPERTY ACQUIRED BY DEED OR FORECLOSURE			
						Balance January 1, 1968			
						140,873.00			
						Transfers From Liens			
						Sale for Cash (1968)			
						Cancelled, Abated or Adjusted (1968)			
						Balance December 31, 1968			
						140,873.00			
						CURRENT FINANCES DECEMBER 31, 1968			
						ASSETS			
						Cash on Hand Dec. 31, 1968			
						1,217,210.22			
						Taxes Receivable			
						342,502.06			
						Tax Title Liens			
						1,665.59			
						Foreclosed Property			
						140,873.00			
						Emergencies & Other Deferred Charges			
						65,600.00			
						State Aid Receivable			
						66,760.61			
						Other Receivables			
						1,785.25			
						Total			
						1,836,396.73			
						LIABILITIES			
						Cash Liabilities			
						329,483.89			
						Reserves For Receivables			
						510,575.90			
						Surplus on Hand Dec. 31, 1968			
						996,336.94			
						Total			
						1,836,396.73			

0216		ENGLEWOOD CLIFFS BORO			PER CAPITA:		PER CENT:	
Population 1960	2,913	Net Valuation Taxable	86,843,105	TAX RATE:	Gross Debt	466.34	Gross Debt	1.98
Population 1968	5,120	State Equalized Value	147,69,524	General Rate Per \$100.	Net Debt	24.33	Net Debt	.10
Moody Rating		Net Valuation on Which County Taxes		Effective Tax Rate	Debt Service	.39	Tax Levy Collected	96.75
Land Area	1.80 Sq. Miles	are apportioned:	138,169,784	General Rate	Total Tax Levy	472.66	Tax Levy Cancelled, Abated	
		State Equalization Ratio	.620	Municipal Functions	Municipal Functions	212.21	or Adjusted	.64
1968 EXPENDITURES		1968 REVENUES			1968 PROPERTY TAX			
GENERAL GOVERNMENT								
Governing Body & Public Boards	1,550.00	1968 Property Taxes Collected			Local District School Taxes			
Municipal Clerk		1968 Payments in Lieu of Taxes			Regional & Consolidated School Taxes			
Financial Administration	4,500.00	Delinquent Tax & Lien Collections			School Taxes in Municipal Budget			
Assessment of Taxes	9,451.00	Business Personalty Replacement Taxes			County Taxes			
Collection of Taxes	15,125.00	Taxes from Public Utilities			County Library Taxes			
Planning, Housing & Development	5,780.00	Other Miscellaneous Tax Revenues			Local Municipal Purpose Taxes			
Elections		State Aid Revenues			Veteran & Senior Citizen Taxes			
General Administration (other)	61,716.00	Federal Aid Revenues			Total Taxes for Rate Computation			
JUDICIARY		Sale of Acquired Property			Special District Taxes			
Municipal Courts	8,735.00	Other Miscellaneous Revenues			Bank Stock Taxes			
PUBLIC SAFETY		Total 1968 Revenues			Added and Omitted Taxes			
Fire Protection	51,288.00	Prior Years Surplus Appropriated			Total Taxes Levied			
Police Protection	226,980.75	TOTAL REVENUES			1968 TAXES COLLECTED			
Civil Defense & Disaster Control	300.00				1968 Taxes Cancelled, Abated or Adjusted			
Environmental Inspection & Control	5,446.00	1968 REAL PROPERTY VALUATIONS - ASSESSED			Transfer To Tax Title Liens			
Other Public Safety					Balance Outstanding Dec. 31, 1968			
PUBLIC WORKS								
Streets and Drainage	1,774,000.00				PRIOR YEARS TAXES OUTSTANDING			
Sewers and Sewage Processing	82,315.15				Balance January 1, 1968			
Garbage and Trash Disposal	24,500.00				Collected in 1968			
Public Buildings and Grounds	7,150.00				Cancelled, Abated or Adjusted (1968)			
Other Public Works					Transfers to Tax Title Liens			
HEALTH and WELFARE					Balance December 31, 1968			
Health Services Except Environmental	6,560.00							
Welfare-Public Assistance	150.00							
Hospitals, Clinics, First Aid	1,750.00							
Animal, Insect, & Rodent Control								
Other Welfare Services								
RECREATION and CONSERVATION								
Beaches and Boardwalks								
Parks, Playgrounds, Shade Trees	23,625.00							
Land Reclamation & Conservation								
Other Recreational Services								
EDUCATION (excluding schools)								
Libraries	16,000.00							
Other Educational Services								
STATUTORY EXPENDITURES								
Pensions & F. I. C. A.	20,716.25							
Employee Fringe Benefits	8,000.00							
Other Statutory Expenditures								
TOTAL MUNICIPAL FUNCTIONS	689,378.15							
CAPITAL IMPROVEMENTS	175,000.00							
DEBT SERVICE								
Principal Payments								
Interest Payments	2,000.00							
Other Debt Administration								
DEFERRED CHARGES	11,221.39							
SCHOOL, COUNTY, SPECIAL DISTRICT TAXES	1,997,485.16							
RESERVE FOR UNCOLLECTED TAXES	157,755.13							
TOTAL EXPENDITURES	3,032,839.83							

1312		ENGLISHTOWN BORO			PER CAPITA:		PER CENT:	
Population 1960	1,143	Net Valuation Taxable	3,640,064	TAX RATE:	Gross Debt	465.28	Gross Debt	13.65
Population 1968	1,390	State Equalized Value	5,559,047	General Rate Per \$100.	Net Debt	5.91	Net Debt	.17
Moody Rating		Net Valuation on Which County Taxes are apportioned:	5,372,614	Effective Tax Rate	Debt Service	1.30	Tax Levy Collected	92.27
Land Area	.60 Sq. Miles	State Equalization Ratio	.6548	General Rate	Total Tax Levy	148.37	Tax Levy Cancelled, Abated or Adjusted	.52
				Municipal Functions	Municipal Functions	52.10		
1968 EXPENDITURES		1968 REVENUES			1968 PROPERTY TAX			
GENERAL GOVERNMENT								
Governing Body & Public Boards		1968 Property Taxes Collected			190,311.30			
Municipal Clerk		1968 Payments in Lieu of Taxes			21,392.62			
Financial Administration	1,500.00	Delinquent Tax & Lien Collections			11,917.00			
Assessment of Taxes	737.90	Business Personalty Replacement Taxes			9,798.82			
Collection of Taxes	805.27	Taxes from Public Utilities			672.00			
Planning, Housing & Development	17.07	Other Miscellaneous Tax Revenues			6,583.07			
Elections	350.00	State Aid Revenues			240,674.81			
General Administration (other)	8,396.68	Federal Aid Revenues			5,000.00			
JUDICIARY		Sale of Acquired Property			245,674.81			
Municipal Courts	996.68	Other Miscellaneous Revenues						
PUBLIC SAFETY		Total 1968 Revenues						
Fire Protection	4,200.00	Prior Years Surplus Appropriated						
Police Protection	900.00	TOTAL REVENUES						
Civil Defense & Disaster Control	150.00							
Environmental Inspection & Control	150.00							
Other Public Safety								
PUBLIC WORKS		1968 REAL PROPERTY VALUATIONS - ASSESSED						
Streets and Drainage	12,900.00							
Sewers and Sewage Processing								
Garbage and Trash Disposal	8,500.00							
Public Buildings and Grounds	4,514.73							
Other Public Works								
HEALTH and WELFARE								
Health Services Except Environmental	967.64							
Welfare-Public Assistance	400.00							
Hospitals, Clinics, First Aid								
Animal, Insect, & Rodent Control								
Other Welfare Services								
RECREATION and CONSERVATION								
Beaches and Boardwalks								
Parks, Playgrounds, Shade Trees	61.71							
Land Reclamation & Conservation								
Other Recreational Services	300.00							
EDUCATION (excluding schools)								
Libraries								
Other Educational Services								
STATUTORY EXPENDITURES								
Pensions & F. I. C. A.	1,000.00							
Employee Fringe Benefits	2,827.32							
Other Statutory Expenditures								
TOTAL MUNICIPAL FUNCTIONS	49,675.00							
CAPITAL IMPROVEMENTS	500.00							
DEBT SERVICE								
Principal Payments	1,600.00							
Interest Payments	220.00							
Other Debt Administration								
DEFERRED CHARGES	2,400.00							
SCHOOL, COUNTY, SPECIAL DISTRICT TAXES	179,295.35							
RESERVE FOR UNCOLLECTED TAXES	18,031.55							
TOTAL EXPENDITURES	251,721.90							

0706		ESSEX FELS BORO			PER CAPITA:		PER CENT:	
Population 1960	2,174	Net Valuation Taxable	35,370,071	TAX RATE:	Gross Debt	516.20	Gross Debt	3.80
Population 1968	2,470	State Equalized Value	35,522,818	General Rate Per \$100.	Net Debt		Net Debt	
		Net Valuation on Which County Taxes		Effective Tax Rate	Debt Service		Tax Levy Collected	98.70
Moody Rating		are apportioned:	33,782,487	General Rate	Total Tax Levy	480.69	Tax Levy Cancelled, Abated	
Land Area	1.31 Sq. Miles	State Equalization Ratio	.9957	Municipal Functions	Municipal Functions	178.47	or Adjusted	.49
1968 EXPENDITURES		1968 REVENUES			1968 PROPERTY TAX			
GENERAL GOVERNMENT		1968 Property Taxes Collected			1,171,979.17			
Governing Body & Public Boards		1968 Payments in Lieu of Taxes			12,233.23			
Municipal Clerk		Delinquent Tax & Lien Collections			2,439.00			
Financial Administration	5,933.12	Business Personalty Replacement Taxes			47,509.04			
Assessment of Taxes	3,313.51	Other Miscellaneous Tax Revenues			6,181.00			
Collection of Taxes	3,255.88	State Aid Revenues			54,972.74			
Planning, Housing & Development	1,412.38	Federal Aid Revenues			1,295,314.18			
Elections	384.19	Sale of Acquired Property			119,000.00			
General Administration (other)	30,900.25	Other Miscellaneous Revenues			1,414,314.18			
JUDICIARY		Total 1968 Revenues			1968 TAXES COLLECTED			
Municipal Courts	3,095.81	Prior Years Surplus Appropriated			1,134.80			
PUBLIC SAFETY		TOTAL REVENUES			1968 Taxes Cancelled, Abated or Adjusted			
Fire Protection	7,896.97	1968 REAL PROPERTY VALUATIONS - ASSESSED			Transfer To Tax Title Liens			
Police Protection	108,864.27	Code Class %			Balance Outstanding Dec. 31, 1968			
Civil Defense & Disaster Control	76.33	1 Vacant Land 2.39			PRIOR YEARS TAXES OUTSTANDING			
Environmental Inspection & Control	935.00	2 Residential 94.60			Balance January 1, 1968			
Other Public Safety		3 Farm			Collected in 1968			
PUBLIC WORKS		4a Commercial 2.93			Cancelled, Abated or Adjusted (1968)			
Streets and Drainage	86,147.24	4b Industrial .08			Transfers to Tax Title Liens			
Sewers and Sewage Processing	20,216.93	4c Apartments			Balance December 31, 1968			
Garbage and Trash Disposal		Total Valuation 100.00			TAX TITLE LIENS OUTSTANDING			
Public Buildings and Grounds	10,143.45	CAPITAL DEBT AUTHORIZED, DECEMBER 31, 1968			Balance January 1, 1968			
Other Public Works		ISSUED AND UNISSUED			Transfers From Taxes			
HEALTH and WELFARE		GROSS DEBT			Redeemed in 1968			
Health Services Except Environmental	5,644.24	1,200,017.79			Cancelled, Abated or Adjusted (1968)			
Welfare-Public Assistance	979.12	NET DEBT			Balance December 31, 1968			
Hospitals, Clinics, First Aid		School			PROPERTY ACQUIRED BY DEED OR			
Animal, Insect, & Rodent Control		Self-liquidating			FORECLOSURE			
Other Welfare Services		Other			Balance January 1, 1968			
RECREATION and CONSERVATION		Total 1,275,017.79			Transfers From Liens			
Beaches and Boardwalks		ISSUED AND OUTSTANDING			Sale for Cash (1968)			
Parks, Playgrounds, Shade Trees	6,509.71	School			Cancelled, Abated or Adjusted (1968)			
Land Reclamation & Conservation		Self-liquidating			Balance December 31, 1968			
Other Recreational Services		Other			CURRENT FINANCES DECEMBER 31, 1968			
EDUCATION (excluding schools)		Total 1,275,017.79			ASSETS			
Libraries		EQUALIZED VALUATION BASIS			Cash on Hand Dec. 31, 1968			
Other Educational Services		33,516,288.00			Taxes Receivable			
STATUTORY EXPENDITURES		1968 CAPITAL OUTLAY			Tax Title Liens			
Pensions & F. I. C. A.	23,930.47	Beaches and Boardwalks			Foreclosed Property			
Employee Fringe Benefits		Parks and Playgrounds			Emergencies & Other Deferred Charges			
Other Statutory Expenditures		Public Buildings and Grounds			State Aid Receivable			
TOTAL MUNICIPAL FUNCTIONS	319,638.87	Vehicular Equipment			Other Receivables			
CAPITAL IMPROVEMENTS		Streets, Roads, Sidewalks, Storm Sewers			Total			
DEBT SERVICE		Sewer System			LIABILITIES			
Principal Payments		Water System			Cash Liabilities			
Interest Payments		Other Utilities			Reserves For Receivables			
Other Debt Administration		Hospitals and Clinics			Surplus on Hand Dec. 31, 1968			
DEFERRED CHARGES	2,511.00	Garbage and Trash Disposal Facilities			Total			
SCHOOL, COUNTY, SPECIAL DISTRICT TAXES	988,365.57	Health Equipment			572,944.49			
RESERVE FOR UNCOLLECTED TAXES	118,675.26	Library and Education Facilities						
TOTAL EXPENDITURES	1,429,190.70	Conservation and Recreation						
		Other Expenditures						

0109		ESTELL MANOR CITY				PER CAPITA:		PER CENT:		
Population 1960	496	Net Valuation Taxable	1,529,770	TAX RATE:		Gross Debt		Gross Debt		
Population 1968	580	State Equalized Value	5,554,720	General Rate Per \$100.		9.48	Net Debt	Net Debt		
		Net Valuation on Which County Taxes		Effective Tax Rate			Debt Service	Tax Levy Collected	74.14	
Moody Rating		are apportioned:	5,491,465	General Rate		2.61	Total Tax Levy	247.43	Tax Levy Cancelled, Abated	
Land Area	53.12 Sq. Miles	State Equalization Ratio	.2754	Municipal Functions		1.39	Municipal Functions	33.51	or Adjusted	
1968 EXPENDITURES		1968 REVENUES				1968 PROPERTY TAX				
GENERAL GOVERNMENT										
Governing Body & Public Boards		1968 Property Taxes Collected				106,410.97				
Municipal Clerk		1968 Payments in Lieu of Taxes								
Financial Administration		1,100.00	Delinquent Tax & Lien Collections				18,040.66			
Assessment of Taxes		12,450.00	Business Personalty Replacement Taxes				2,663.00			
Collection of Taxes		2,600.00	Taxes from Public Utilities				22,631.49			
Planning, Housing & Development		500.00	Other Miscellaneous Tax Revenues							
Elections			State Aid Revenues				4,862.00			
General Administration (other)		7,050.00	Federal Aid Revenues							
JUDICIARY		Sale of Acquired Property								
Municipal Courts		600.00	Other Miscellaneous Revenues				2,892.65			
PUBLIC SAFETY		Total 1968 Revenues				157,500.77				
Fire Protection		2,500.00	Prior Years Surplus Appropriated				28,800.00			
Police Protection		400.00	TOTAL REVENUES				186,300.77			
Civil Defense & Disaster Control		300.00								
Environmental Inspection & Control		350.00								
Other Public Safety			1968 REAL PROPERTY VALUATIONS - ASSESSED							
PUBLIC WORKS										
Streets and Drainage		10,862.22	Code Class %				724,650.00			
Sewers and Sewage Processing			1 Vacant Land 48.70				419,490.00			
Garbage and Trash Disposal		1,100.00	2 Residential 28.19				245,170.00			
Public Buildings and Grounds		3,385.00	3 Farm 16.48				63,440.00			
Other Public Works			4a Commercial 4.26				35,270.00			
HEALTH and WELFARE										
Health Services Except Environmental		150.00	4b Industrial 2.37				1,488,020.00			
Welfare-Public Assistance		1,000.00	4c Apartments							
Hospitals, Clinics, First Aid			Total Valuation 100.00.							
Animal, Insect, & Rodent Control		100.00	CAPITAL DEBT AUTHORIZED, DECEMBER 31, 1968							
Other Welfare Services			ISSUED AND UNISSUED				GROSS DEBT			
RECREATION and CONSERVATION						NET DEBT				
Beaches and Boardwalks			School							
Parks, Playgrounds, Shade Trees			Self-liquidating							
Land Reclamation & Conservation			Other							
Other Recreational Services		100.00	Total							
EDUCATION (excluding schools)						ISSUED AND OUTSTANDING				
Libraries			School							
Other Educational Services			Self-liquidating							
STATUTORY EXPENDITURES						Other				
Pensions & F. I. C. A.		511.00	Total							
Employee Fringe Benefits		550.00	EQUALIZED VALUATION BASIS				4,538,752.33			
Other Statutory Expenditures			1968 CAPITAL OUTLAY				390.35			
TOTAL MUNICIPAL FUNCTIONS		45,608.22	Beaches and Boardwalks							
CAPITAL IMPROVEMENTS			Parks and Playgrounds				390.35			
DEBT SERVICE			Public Buildings and Grounds							
Principal Payments			Vehicular Equipment							
Interest Payments			Streets, Roads, Sidewalks, Storm Sewers							
Other Debt Administration			Sewer System							
DEFERRED CHARGES		8.02	Water System							
SCHOOL, COUNTY, SPECIAL DISTRICT TAXES		141,043.09	Other Utilities							
RESERVE FOR UNCOLLECTED TAXES		31,823.17	Hospitals and Clinics							
			Garbage and Trash Disposal Facilities							
			Health Equipment							
			Library and Education Facilities							
			Conservation and Recreation							
TOTAL EXPENDITURES		218,482.51	Other Expenditures							

C313		EVESHAM TWP				PER CAPITA:		PER CENT:	
Population 1960	4,548	Net Valuation Taxable	51,878,343	TAX RATE:		Gross Debt	373.14	Gross Debt	7.03
Population 1968	9,750	State Equalized Value	61,330,669	General Rate Per \$100.		Net Debt	22.81	Net Debt	.43
		Net Valuation on Which County Taxes are apportioned:	55,613,642	Effective Tax Rate		Debt Service	1.63	Tax Levy Collected	93.94
Moody Rating				General Rate		Total Tax Levy	164.27	Tax Levy Cancelled, Abated or Adjusted	
Land Area	29.65 Sq. Miles	State Equalization Ratio	.8599	Municipal Functions		Municipal Functions	94.34		
1968 EXPENDITURES		1968 REVENUES				1968 PROPERTY TAX			
GENERAL GOVERNMENT		1968 Property Taxes Collected				1,504,732.12			
Governing Body & Public Boards		1968 Payments in Lieu of Taxes				92,964.70			
Municipal Clerk		Delinquent Tax & Lien Collections				19,425.00			
Financial Administration		Business Personalty Replacement Taxes				192,819.83			
Assessment of Taxes		Taxes from Public Utilities				6,338.25			
Collection of Taxes		Other Miscellaneous Tax Revenues				104,022.25			
Planning, Housing & Development		State Aid Revenues				1,920,302.15			
Elections		Federal Aid Revenues				246,450.00			
General Administration (other)		Sale of Acquired Property				2,166,752.15			
JUDICIARY		Other Miscellaneous Revenues				1968 TAXES COLLECTED			
Municipal Courts		Total 1968 Revenues				1,504,732.12			
PUBLIC SAFETY		Prior Years Surplus Appropriated				1968 Taxes Cancelled, Abated or Adjusted			
Fire Protection		TOTAL REVENUES				Transfer To Tax Title Liens			
Police Protection						Balance Outstanding Dec. 31, 1968			
Civil Defense & Disaster Control						PRIOR YEARS TAXES OUTSTANDING			
Environmental Inspection & Control						Balance January 1, 1968			
Other Public Safety						Collected in 1968			
PUBLIC WORKS						Cancelled, Abated or Adjusted (1968)			
Streets and Drainage						Transfers to Tax Title Liens			
Sewers and Sewage Processing						Balance December 31, 1968			
Garbage and Trash Disposal						TAX TITLE LIENS OUTSTANDING			
Public Buildings and Grounds						Balance January 1, 1968			
Other Public Works						Transfers From Taxes			
HEALTH and WELFARE						Redeemed in 1968			
Health Services Except Environmental						Cancelled, Abated or Adjusted (1968)			
Welfare-Public Assistance						Balance December 31, 1968			
Hospitals, Clinics, First Aid						PROPERTY ACQUIRED BY DEED OR FORECLOSURE			
Animal, Insect, & Rodent Control						Balance January 1, 1968			
Other Welfare Services						Transfers From Liens			
RECREATION and CONSERVATION						Sale for Cash (1968)			
Beaches and Boardwalks						Cancelled, Abated or Adjusted (1968)			
Parks, Playgrounds, Shade Trees						Balance December 31, 1968			
Land Reclamation & Conservation						CURRENT FINANCES DECEMBER 31, 1968			
Other Recreational Services						ASSETS			
EDUCATION (excluding schools)						Cash on Hand Dec. 31, 1968			
Libraries						Taxes Receivable			
Other Educational Services						Tax Title Liens			
STATUTORY EXPENDITURES						Foreclosed Property			
Pensions & F. I. C. A.						Emergencies & Other Deferred Charges			
Employee Fringe Benefits						State Aid Receivable			
Other Statutory Expenditures						Other Receivables			
TOTAL MUNICIPAL FUNCTIONS						Total			
CAPITAL IMPROVEMENTS						LIABILITIES			
DEBT SERVICE						Cash Liabilities			
Principal Payments						Reserves For Receivables			
Interest Payments						Surplus on Hand Dec. 31, 1968			
Other Debt Administration						Total			
DEFERRED CHARGES									
SCHOOL, COUNTY, SPECIAL DISTRICT TAXES									
RESERVE FOR UNCOLLECTED TAXES									
TOTAL EXPENDITURES									

1102		EWING TWP			PER CAPITA:		PER CENT:	
Population 1960	26,628	Net Valuation Taxable	89,197,600	TAX RATE:	Gross Debt	225.56	Gross Debt	3.97
Population 1968	34,240	State Equalized Value	223,552,882	General Rate Per \$100.	Net Debt	78.45	Net Debt	1.38
		Net Valuation on Which County Taxes		Effective Tax Rate	Debt Service	5.31	Tax Levy Collected	94.47
Moody Rating	A	are apportioned:	222,620,403	General Rate	Total Tax Levy	196.24	Tax Levy Cancelled, Abated	
Land Area	15.13 Sq. Miles	State Equalization Ratio	.3990	Municipal Functions	Municipal Functions	98.86	or Adjusted	.38
1968 EXPENDITURES		1968 REVENUES			1968 PROPERTY TAX			
GENERAL GOVERNMENT		1968 Property Taxes Collected			Local District School Taxes			
Governing Body & Public Boards		1968 Payments in Lieu of Taxes			Regional & Consolidated School Taxes			
Municipal Clerk		Delinquent Tax & Lien Collections			School Taxes in Municipal Budget			
Financial Administration	11,025.00	Business Personalty Replacement Taxes			County Taxes			
Assessment of Taxes	42,531.34	Taxes from Public Utilities			County Library Taxes			
Collection of Taxes	34,353.16	Other Miscellaneous Tax Revenues			Local Municipal Purpose Taxes			
Planning, Housing & Development	10,660.00	State Aid Revenues			Veteran & Senior Citizen Taxes			
Elections	3,621.52	Federal Aid Revenues			Total Taxes for Rate Computation			
General Administration (other)	151,934.09	Sale of Acquired Property			Special District Taxes			
JUDICIARY		Other Miscellaneous Revenues			Bank Stock Taxes			
Municipal Courts	17,931.04	Total 1968 Revenues			Added and Omitted Taxes			
PUBLIC SAFETY		Prior Years Surplus Appropriated			Total Taxes Levied			
Fire Protection	33,000.00	TOTAL REVENUES			1968 TAXES COLLECTED			
Police Protection	391,849.92	1968 REAL PROPERTY VALUATIONS - ASSESSED			1968 Taxes Cancelled, Abated or Adjusted			
Civil Defense & Disaster Control	6,550.00	Code Class %			Transfer To Tax Title Liens			
Environmental Inspection & Control	24,466.21	1 Vacant Land 3.18			Balance Outstanding Dec. 31, 1968			
Other Public Safety		2 Residential 63.55			PRIOR YEARS TAXES OUTSTANDING			
PUBLIC WORKS		3 Farm .30			Balance January 1, 1968			
Streets and Drainage	545,532.13	4a Commercial 18.86			Collected in 1968			
Sewers and Sewage Processing	778,116.10	4b Industrial 9.30			Cancelled, Abated or Adjusted (1968)			
Garbage and Trash Disposal	235,553.48	4c Apartments 4.81			Transfers to Tax Title Liens			
Public Buildings and Grounds	25,848.52	Total Valuation 100.00			Balance December 31, 1968			
Other Public Works		CAPITAL DEBT AUTHORIZED, DECEMBER 31, 1968			TAX TITLE LIENS OUTSTANDING			
HEALTH and WELFARE		ISSUED AND UNISSUED			Balance January 1, 1968			
Health Services Except Environmental	38,855.00	School			Transfers From Taxes			
Welfare-Public Assistance	15,900.00	Self-liquidating			Redeemed in 1968			
Hospitals, Clinics, First Aid		Other			Cancelled, Abated or Adjusted (1968)			
Animal, Insect, & Rodent Control	6,950.00	Total			Balance December 31, 1968			
Other Welfare Services		ISSUED AND OUTSTANDING			PROPERTY ACQUIRED BY DEED OR FORECLOSURE			
RECREATION and CONSERVATION		School			Balance January 1, 1968			
Beaches and Boardwalks		Self-liquidating			Transfers From Liens			
Parks, Playgrounds, Shade Trees	59,683.49	Other			Sale for Cash (1968)			
Land Reclamation & Conservation		Total			Cancelled, Abated or Adjusted (1968)			
Other Recreational Services	1,000.00	EQUALIZED VALUATION BASIS			Balance December 31, 1968			
EDUCATION (excluding schools)		1968 CAPITAL OUTLAY			CURRENT FINANCES DECEMBER 31, 1968			
Libraries		Beaches and Boardwalks			ASSETS			
Other Educational Services		Parks and Playgrounds			Cash on Hand Dec. 31, 1968			
STATUTORY EXPENDITURES		Public Buildings and Grounds			Taxes Receivable			
Pensions & F. I. C. A.	119,518.99	Vehicular Equipment			Tax Title Liens			
Employee Fringe Benefits	42,400.61	Streets, Roads, Sidewalks, Storm Sewers			Foreclosed Property			
Other Statutory Expenditures		Sewer System			Emergencies & Other Deferred Charges			
TOTAL MUNICIPAL FUNCTIONS	2,597,280.60	Water System			State Aid Receivable			
CAPITAL IMPROVEMENTS	142,000.00	Other Utilities			Other Receivables			
DEBT SERVICE		Hospitals and Clinics			Total			
Principal Payments	100,000.00	Garbage and Trash Disposal Facilities			LIABILITIES			
Interest Payments	82,116.50	Health Equipment			Cash Liabilities			
Other Debt Administration		Library and Education Facilities			Reserves For Receivables			
DEFERRED CHARGES	9,283.67	Conservation and Recreation			Surplus on Hand Dec. 31, 1968			
SCHOOL, COUNTY, SPECIAL DISTRICT TAXES	6,095,093.78	Other Expenditures			Total			
RESERVE FOR UNCOLLECTED TAXES	454,317.38							
TOTAL EXPENDITURES	9,480,091.93							

0707		FAIRFIELD BORO			PER CAPITA:		PER CENT:	
Population 1960	3,310	Net Valuation Taxable	84,130,100	TAX RATE:	Gross Debt	949.57	Gross Debt	7.66
Population 1968	6,420	State Equalized Value	86,884,333	General Rate Per \$100.	Net Debt	295.78	Net Debt	2.38
		Net Valuation on Which County Taxes are apportioned:	93,564,605	Effective Tax Rate	Debt Service	2.80	Tax Levy Collected	95.51
Moody Rating		State Equalization Ratio	.9683	General Rate	Total Tax Levy	437.89	Tax Levy Cancelled, Abated or Adjusted	.12
Land Area	10.40 Sq. Miles			Municipal Functions	Municipal Functions	138.74		
1968 EXPENDITURES		1968 REVENUES		1968 PROPERTY TAX				
GENERAL GOVERNMENT		1968 Property Taxes Collected		2,685,315.93	Local District School Taxes	685,851.33		
Governing Body & Public Boards		1968 Payments in Lieu of Taxes		98,358.73	Regional & Consolidated School Taxes	810,382.95		
Municipal Clerk	8,750.00	Delinquent Tax & Lien Collections		254,005.00	School Taxes in Municipal Budget	1,074,502.11		
Financial Administration	15,466.22	Business Personalty Replacement Taxes		116,524.12	County Library Taxes	168,590.48		
Assessment of Taxes	29,000.00	Taxes from Public Utilities		6,808.00	Local Municipal Purpose Taxes	35,690.00		
Collection of Taxes	4,700.00	Other Miscellaneous Tax Revenues			Veteran & Senior Citizen Taxes	2,775,016.87		
Planning, Housing & Development	800.00	State Aid Revenues			Total Taxes for Rate Computation			
Elections	107,800.00	Federal Aid Revenues			Special District Taxes	3,233.45		
General Administration (other)	13,500.00	Sale of Acquired Property		132,872.65	Bank Stock Taxes	68,722.50		
JUDICIARY		Other Miscellaneous Revenues		3,293,884.43	Added and Omitted Taxes	2,811,282.82		
Municipal Courts	16,000.00	Total 1968 Revenues		3,473,884.43	Total Taxes Levied	2,685,315.93		
PUBLIC SAFETY		Prior Years Surplus Appropriated			1968 TAXES COLLECTED	3,381.89		
Fire Protection	188,000.00	TOTAL REVENUES			1968 Taxes Cancelled, Abated or Adjusted	21,935.10		
Police Protection	2,500.00	1968 REAL PROPERTY VALUATIONS - ASSESSED			Transfer To Tax Title Liens	101,789.95		
Civil Defense & Disaster Control	19,900.00				Balance Outstanding Dec. 31, 1968			
Environmental Inspection & Control								
Other Public Safety								
PUBLIC WORKS								
Streets and Drainage	87,064.45							
Sewers and Sewage Processing								
Garbage and Trash Disposal	25,500.00							
Public Buildings and Grounds								
Other Public Works								
HEALTH and WELFARE								
Health Services Except Environmental	10,433.78							
Welfare-Public Assistance	6,300.00							
Hospitals, Clinics, First Aid								
Animal, Insect, & Rodent Control	5,000.00							
Other Welfare Services								
RECREATION and CONSERVATION								
Beaches and Boardwalks	18,950.00							
Parks, Playgrounds, Shade Trees								
Land Reclamation & Conservation	800.00							
Other Recreational Services								
EDUCATION (excluding schools)								
Libraries	22,000.00							
Other Educational Services								
STATUTORY EXPENDITURES								
Pensions & F. I. C. A.	31,975.45							
Employee Fringe Benefits	8,500.00							
Other Statutory Expenditures								
TOTAL MUNICIPAL FUNCTIONS	622,939.90							
CAPITAL IMPROVEMENTS	30,000.00							
DEBT SERVICE								
Principal Payments	16,000.00							
Interest Payments	2,000.00							
Other Debt Administration								
DEFERRED CHARGES								
SCHOOL, COUNTY, SPECIAL DISTRICT TAXES	2,570,736.39							
RESERVE FOR UNCOLLECTED TAXES	219,779.03							
TOTAL EXPENDITURES	3,461,455.32							

0605		FAIRFIELD TWP				PER CAPITA:		PER CENT:	
Population 1960	3,916	Net Valuation Taxable	4,462,735	TAX RATE:		Gross Debt	6.74	Gross Debt	.17
Population 1968	4,600	State Equalized Value	13,748,413	General Rate Per \$100.		Net Debt	2.40	Net Debt	.06
		Net Valuation on Which County Taxes		Effective Tax Rate		Debt Service		Tax Levy Collected	78.14
Moody Rating		are apportioned:	13,065,882	General Rate		Total Tax Levy	76.22	Tax Levy Cancelled, Abated	
Land Area	43.00 Sq. Miles	State Equalization Ratio	.3246	Municipal Functions		Municipal Functions	40.91	or Adjusted	.46
1968 EXPENDITURES		1968 REVENUES			1968 PROPERTY TAX				
GENERAL GOVERNMENT		1968 Property Taxes Collected			274,009.66				
Governing Body & Public Boards		1968 Payments in Lieu of Taxes			61,804.89				
Municipal Clerk		Delinquent Tax & Lien Collections			8,073.00				
Financial Administration		Business Personalty Replacement Taxes			43,678.09				
Assessment of Taxes		Taxes from Public Utilities			19,498.55				
Collection of Taxes		Other Miscellaneous Tax Revenues			42,078.33				
Planning, Housing & Development		State Aid Revenues			449,142.52				
Elections		Federal Aid Revenues			35,560.33				
General Administration (other)		Sale of Acquired Property			484,702.85				
JUDICIARY		Other Miscellaneous Revenues			1968 TAXES COLLECTED				
Municipal Courts		Total 1968 Revenues			1968 Taxes Cancelled, Abated or Adjusted				
PUBLIC SAFETY		Prior Years Surplus Appropriated			Transfer To Tax Title Liens				
Fire Protection		TOTAL REVENUES			Balance Outstanding Dec. 31, 1968				
Police Protection		1968 REAL PROPERTY VALUATIONS - ASSESSED			PRIOR YEARS TAXES OUTSTANDING				
Civil Defense & Disaster Control		Code Class %			Balance January 1, 1968				
Environmental Inspection & Control		1 Vacant Land 9.72			Collected in 1968				
Other Public Safety		2 Residential 69.06			Cancelled, Abated or Adjusted (1968)				
PUBLIC WORKS		3 Farm 14.01			Transfers to Tax Title Liens				
Streets and Drainage		4a Commercial 7.21			Balance December 31, 1968				
Sewers and Sewage Processing		4b Industrial			TAX TITLE LIENS OUTSTANDING				
Garbage and Trash Disposal		4c Apartments			Balance January 1, 1968				
Public Buildings and Grounds		Total Valuation 100.00			Transfers From Taxes				
Other Public Works		CAPITAL DEBT AUTHORIZED, DECEMBER 31, 1968			Redeemed in 1968				
HEALTH and WELFARE		ISSUED AND UNISSUED			Cancelled, Abated or Adjusted (1968)				
Health Services Except Environmental		GROSS DEBT			Balance December 31, 1968				
Welfare-Public Assistance		NET DEBT			PROPERTY ACQUIRED BY DEED OR FORECLOSURE				
Hospitals, Clinics, First Aid		School			Balance January 1, 1968				
Animal, Insect, & Rodent Control		Self-liquidating			Transfers From Liens				
Other Welfare Services		Other			Sale for Cash (1968)				
RECREATION and CONSERVATION		Total			Cancelled, Abated or Adjusted (1968)				
Beaches and Boardwalks		ISSUED AND OUTSTANDING			Balance December 31, 1968				
Parks, Playgrounds, Shade Trees		School			CURRENT FINANCES DECEMBER 31, 1968				
Land Reclamation & Conservation		Self-liquidating			ASSETS				
Other Recreational Services		Other			Cash on Hand Dec. 31, 1968				
EDUCATION (excluding schools)		Total			Taxes Receivable				
Libraries		EQUALIZED VALUATION BASIS			Tax Title Liens				
Other Educational Services		1968 CAPITAL OUTLAY			Foreclosed Property				
STATUTORY EXPENDITURES		Beaches and Boardwalks			Emergencies & Other Deferred Charges				
Pensions & F. I. C. A.		Parks and Playgrounds			State Aid Receivable				
Employee Fringe Benefits		Public Buildings and Grounds			Other Receivables				
Other Statutory Expenditures		Vehicular Equipment			Total				
TOTAL MUNICIPAL FUNCTIONS		Streets, Roads, Sidewalks, Storm Sewers			LIABILITIES				
CAPITAL IMPROVEMENTS		Sewer System			Cash Liabilities				
DEBT SERVICE		Water System			Reserves For Receivables				
Principal Payments		Other Utilities			Surplus on Hand Dec. 31, 1968				
Interest Payments		Hospitals and Clinics			Total				
Other Debt Administration		Garbage and Trash Disposal Facilities							
DEFERRED CHARGES		Health Equipment							
SCHOOL, COUNTY, SPECIAL DISTRICT TAXES		Library and Education Facilities							
RESERVE FOR UNCOLLECTED TAXES		Conservation and Recreation							
TOTAL EXPENDITURES		Other Expenditures							

1313		FAIR HAVEN BORO			PER CAPITA:		PER CENT:		
Population 1960	5,678	Net Valuation Taxable	34,073,657	TAX RATE:		Gross Debt	231.25	Gross Debt	3.24
Population 1968	6,210	State Equalized Value	46,491,550	General Rate Per \$100.	5.01	Net Debt	12.86	Net Debt	.18
		Net Valuation on Which County Taxes		Effective Tax Rate		Debt Service	.48	Tax Levy Collected	96.19
Moody Rating		are apportioned:	44,943,485	General Rate	3.67	Total Tax Levy	269.68	Tax Levy Cancelled, Abated	
Land Area	1.60 Sq. Miles	State Equalization Ratio	.7329	Municipal Functions	1.01	Municipal Functions	76.01	or Adjusted	
1968 EXPENDITURES		1968 REVENUES			1968 PROPERTY TAX				
GENERAL GOVERNMENT		1968 Property Taxes Collected			1,609,262.70				
Governing Body & Public Boards		1968 Payments in Lieu of Taxes							
Municipal Clerk		Delinquent Tax & Lien Collections			62,566.01				
Financial Administration		Business Personalty Replacement Taxes			14,868.00				
Assessment of Taxes		Taxes from Public Utilities			63,743.61				
Collection of Taxes		Other Miscellaneous Tax Revenues			3,365.00				
Planning, Housing & Development		State Aid Revenues							
Elections		Federal Aid Revenues							
General Administration (other)		Sale of Acquired Property			34,078.50				
JUDICIARY		Other Miscellaneous Revenues			1,787,883.82				
Municipal Courts		Total 1968 Revenues			1,855,883.82				
PUBLIC SAFETY		Prior Years Surplus Appropriated			68,000.00				
Fire Protection		TOTAL REVENUES							
Police Protection									
Civil Defense & Disaster Control		1968 REAL PROPERTY VALUATIONS - ASSESSED							
Environmental Inspection & Control									
Other Public Safety									
PUBLIC WORKS									
Streets and Drainage									
Sewers and Sewage Processing									
Garbage and Trash Disposal									
Public Buildings and Grounds									
Other Public Works									
HEALTH and WELFARE									
Health Services Except Environmental									
Welfare-Public Assistance									
Hospitals, Clinics, First Aid									
Animal, Insect, & Rodent Control									
Other Welfare Services									
RECREATION and CONSERVATION									
Beaches and Boardwalks									
Parks, Playgrounds, Shade Trees									
Land Reclamation & Conservation									
Other Recreational Services									
EDUCATION (excluding schools)									
Libraries									
Other Educational Services									
STATUTORY EXPENDITURES									
Pensions & F. I. C. A.									
Employee Fringe Benefits									
Other Statutory Expenditures									
TOTAL MUNICIPAL FUNCTIONS									
CAPITAL IMPROVEMENTS									
DEBT SERVICE									
Principal Payments									
Interest Payments									
Other Debt Administration									
DEFERRED CHARGES									
SCHOOL, COUNTY, SPECIAL DISTRICT TAXES									
RESERVE FOR UNCOLLECTED TAXES									
TOTAL EXPENDITURES									

0217		FAIR LAWN BORO				PER CAPITA:		PER CENT:		
Population 1960	36,421	Net Valuation Taxable	265,145,132	TAX RATE:		Gross Debt	202.78	Gross Debt	2.63	
Population 1968	39,150	State Equalized Value	325,531,162	General Rate Per \$100.		Net Debt	72.88	Net Debt	.94	
		Net Valuation on Which County Taxes		Effective Tax Rate		Debt Service	4.94	Tax Levy Collected	98.79	
Moody Rating	A	are apportioned:	319,305,631	General Rate		Total Tax Levy	222.39	Tax Levy Cancelled, Abated		
Land Area	5.30 Sq. Miles	State Equalization Ratio	.8145	Municipal Functions		Municipal Functions	98.83	or Adjusted	.32	
1968 EXPENDITURES		1968 REVENUES		1968 PROPERTY TAX						
GENERAL GOVERNMENT		1968 Property Taxes Collected		8,601,855.68		Local District School Taxes				5,773,028.50
Governing Body & Public Boards		1968 Payments in Lieu of Taxes		99,019.52		Regional & Consolidated School Taxes				
Municipal Clerk		Delinquent Tax & Lien Collections		550,403.00		School Taxes in Municipal Budget				
Financial Administration		Business Personalty Replacement Taxes		610,818.48		County Taxes				1,130,297.80
Assessment of Taxes		Taxes from Public Utilities		21,592.91		County Library Taxes				
Collection of Taxes		Other Miscellaneous Tax Revenues		275,095.59		Local Municipal Purpose Taxes				1,672,640.91
Planning, Housing & Development		State Aid Revenues		10,158,785.18		Veteran & Senior Citizen Taxes				246,570.00
Elections		Federal Aid Revenues		800,000.00		Total Taxes for Rate Computation				8,822,537.21
General Administration (other)		Sale of Acquired Property		10,958,785.18		Special District Taxes				
JUDICIARY		Other Miscellaneous Revenues		TOTAL REVENUES		Bank Stock Taxes				11,583.53
Municipal Courts		Prior Years Surplus Appropriated				Added and Omitted Taxes				119,066.61
PUBLIC SAFETY		TOTAL REVENUES				Total Taxes Levied				8,706,617.35
Fire Protection						1968 TAXES COLLECTED				8,601,855.68
Police Protection						1968 Taxes Cancelled, Abated or Adjusted				28,275.34
Civil Defense & Disaster Control						Transfer To Tax Title Liens				924.37
Environmental Inspection & Control						Balance Outstanding Dec. 31, 1968				92,804.34
Other Public Safety						PRIOR YEARS TAXES OUTSTANDING				
PUBLIC WORKS						Balance January 1, 1968				107,248.95
Streets and Drainage						Collected in 1968				99,019.52
Sewers and Sewage Processing						Cancelled, Abated or Adjusted (1968)				2,655.11
Garbage and Trash Disposal						Transfers to Tax Title Liens				
Public Buildings and Grounds						Balance December 31, 1968				5,574.32
Other Public Works						TAX TITLE LIENS OUTSTANDING				
HEALTH and WELFARE						Balance January 1, 1968				3,434.52
Health Services Except Environmental						Transfers From Taxes				924.37
Welfare-Public Assistance						Redeemed in 1968				
Hospitals, Clinics, First Aid						Cancelled, Abated or Adjusted (1968)				429.67
Animal, Insect, & Rodent Control						Balance December 31, 1968				3,929.22
Other Welfare Services						PROPERTY ACQUIRED BY DEED OR FORECLOSURE				
RECREATION and CONSERVATION						Balance January 1, 1968				12,535.00
Beaches and Boardwalks						Transfers From Liens				
Parks, Playgrounds, Shade Trees						Sale for Cash (1968)				
Land Reclamation & Conservation						Cancelled, Abated or Adjusted (1968)				
Other Recreational Services						Balance December 31, 1968				12,535.00
EDUCATION (excluding schools)						CURRENT FINANCES DECEMBER 31, 1968				
Libraries						ASSETS				
Other Educational Services						Cash on Hand Dec. 31, 1968				1,815,699.21
STATUTORY EXPENDITURES						Taxes Receivable				98,378.66
Pensions & F. I. C. A.						Tax Title Liens				3,929.22
Employee Fringe Benefits						Foreclosed Property				12,535.00
Other Statutory Expenditures						Emergencies & Other Deferred Charges				
TOTAL MUNICIPAL FUNCTIONS						State Aid Receivable				65,216.00
CAPITAL IMPROVEMENTS						Other Receivables				2,852.51
DEBT SERVICE						Total				1,998,610.60
Principal Payments						LIABILITIES				
Interest Payments						Cash Liabilities				775,730.59
Other Debt Administration						Reserves For Receivables				117,695.39
DEFERRED CHARGES						Surplus on Hand Dec. 31, 1968				1,105,184.62
SCHOOL, COUNTY, SPECIAL DISTRICT TAXES						Total				1,998,610.60
RESERVE FOR UNCOLLECTED TAXES										
TOTAL EXPENDITURES										

6218
Population 1960 9,399
Population 1968 10,930
Moody Rating
Land Area 9.90 Sq. Miles

Net Valuation Taxable 55,681,593
State Equalized Value 75,974,338
Net Valuation on Which County Taxes are apportioned: 77,323,715
State Equalization Ratio .7329

FAIRVIEW BORO
TAX RATE:
General Rate Per \$100. 2.74
Effective Tax Rate
General Rate 2.00
Municipal Functions 1.13

PER CAPITA:
Gross Debt 6.12
Net Debt 6.12
Debt Service 1.44
Total Tax Levy 135.35
Municipal Functions 78.58

PER CENT:
Gross Debt .09
Net Debt .09
Tax Levy Collected 97.62
Tax Levy Cancelled, Abated or Adjusted .04

1968 EXPENDITURES	1968 REVENUES	1968 PROPERTY TAX
GENERAL GOVERNMENT	1968 Property Taxes Collected 1,444,291.44	Local District School Taxes 753,985.00
Governing Body & Public Boards	1968 Payments in Lieu of Taxes 1,940.94	Regional & Consolidated School Taxes
Municipal Clerk 3,600.00	Delinquent Tax & Lien Collections 47,955.59	School Taxes in Municipal Budget
Financial Administration 9,080.00	Business Personalty Replacement Taxes 155,380.00	County Taxes 273,511.66
Assessment of Taxes 23,253.00	Taxes from Public Utilities 128,661.64	County Library Taxes
Collection of Taxes 2,990.00	Other Miscellaneous Tax Revenues	Local Municipal Purpose Taxes 438,679.13
Planning, Housing & Development	State Aid Revenues 4,069.00	Veteran & Senior Citizen Taxes 56,480.00
Elections	Federal Aid Revenues	Total Taxes for Rate Computation 1,522,655.09
General Administration (other) 59,080.00	Sale of Acquired Property	Special District Taxes
JUDICIARY	Other Miscellaneous Revenues 29,077.59	Bank Stock Taxes 1,488.35
Municipal Courts 4,850.00	Total 1968 Revenues 1,810,776.20	Added and Omitted Taxes 11,781.15
PUBLIC SAFETY	Prior Years Surplus Appropriated 80,000.00	Total Taxes Levied 1,479,445.19
Fire Protection 42,460.00	TOTAL REVENUES 1,890,776.20	1968 TAXES COLLECTED 1,444,291.44
Police Protection 229,297.79		1968 Taxes Cancelled, Abated or Adjusted 611.12
Civil Defense & Disaster Control 1,816.21		Transfer To Tax Title Liens 1,356.30
Environmental Inspection & Control 3,453.00		Balance Outstanding Dec. 31, 1968 37,695.66
Other Public Safety		
PUBLIC WORKS	1968 REAL PROPERTY VALUATIONS - ASSESSED	
Streets and Drainage 104,044.00	Code Class %	
Sewers and Sewage Processing 71,200.00	1 Vacant Land 1.22	
Garbage and Trash Disposal 49,200.00	2 Residential 58.82	
Public Buildings and Grounds 10,763.00	3 Farm	
Other Public Works	4a Commercial 20.71	
	4b Industrial 13.23	
	4c Apartments 6.02	
	Total Valuation 100.00	
HEALTH and WELFARE		
Health Services Except Environmental 15,627.00		
Welfare-Public Assistance 8,669.00		
Hospitals, Clinics, First Aid 1,100.00		
Animal, Insect, & Rodent Control		
Other Welfare Services		
RECREATION and CONSERVATION		
Beaches and Boardwalks		
Parks, Playgrounds, Shade Trees 6,000.00		
Land Reclamation & Conservation		
Other Recreational Services 18,745.00		
EDUCATION (excluding schools)		
Libraries 9,930.00		
Other Educational Services		
STATUTORY EXPENDITURES		
Pensions & F. I. C. A. 45,500.00		
Employee Fringe Benefits 5,500.00		
Other Statutory Expenditures		
TOTAL MUNICIPAL FUNCTIONS 726,158.00		
CAPITAL IMPROVEMENTS 25,000.00		
DEBT SERVICE		
Principal Payments 13,000.00		
Interest Payments 2,780.00		
Other Debt Administration		
DEFERRED CHARGES 12,000.00		
SCHOOL, COUNTY, SPECIAL DISTRICT TAXES 1,027,496.66		
RESERVE FOR UNCOLLECTED TAXES 79,978.38		
TOTAL EXPENDITURES 1,886,413.04		
	1968 CAPITAL OUTLAY	
	Beaches and Boardwalks 2,820.00	
	Parks and Playgrounds 2,145.95	
	Public Buildings and Grounds 4,458.90	
	Vehicular Equipment	
	Streets, Roads, Sidewalks, Storm Sewers	
	Sewer System	
	Water System	
	Other Utilities	
	Hospitals and Clinics	
	Garbage and Trash Disposal Facilities	
	Health Equipment	
	Library and Education Facilities	
	Conservation and Recreation	
	Other Expenditures	
	ISSUED AND UNISSUED	
	School	
	Self-liquidating 67,000.00	
	Other 67,000.00	
	Total 67,000.00	
	ISSUED AND OUTSTANDING	
	School	
	Self-liquidating 67,000.00	
	Other 67,000.00	
	Total 67,000.00	
	EQUALIZED VALUATION BASIS	
	72,419,458.00	
	TAX TITLE LIENS OUTSTANDING	
	Balance January 1, 1968 1,843.71	
	Transfers From Taxes 2,184.96	
	Redeemed in 1968 176.01	
	Cancelled, Abated or Adjusted (1968) 1,883.57	
	Transfers to Tax Title Liens 733.84	
	Balance December 31, 1968 27.75	
	PRIOR YEARS TAXES OUTSTANDING	
	Balance January 1, 1968 50,424.74	
	Collected in 1968 47,779.58	
	Cancelled, Abated or Adjusted (1968) 1,883.57	
	Transfers to Tax Title Liens 733.84	
	Balance December 31, 1968 27.75	
	PROPERTY ACQUIRED BY DEED OR FORECLOSURE	
	Balance January 1, 1968 250.00	
	Transfers From Liens	
	Sale for Cash (1968)	
	Cancelled, Abated or Adjusted (1968)	
	Balance December 31, 1968 250.00	
	CURRENT FINANCES DECEMBER 31, 1968	
	ASSETS	
	Cash on Hand Dec. 31, 1968 229,090.35	
	Taxes Receivable 37,723.41	
	Tax Title Liens 3,852.66	
	Foreclosed Property 250.00	
	Emergencies & Other Deferred Charges 7,448.44	
	State Aid Receivable 4,071.22	
	Other Receivables	
	Total 282,436.08	
	LIABILITIES	
	Cash Liabilities 50,541.03	
	Reserves For Receivables 41,826.17	
	Surplus on Hand Dec. 31, 1968 190,068.98	
	Total 282,436.08	

2005		FANWOOD BORO				PER CAPITA:		PER CENT:		
Population 1960	7,963	Net Valuation Taxable	25,585,439	TAX RATE:		Gross Debt	401.22	Gross Debt	6.28	
Population 1968	9,290	State Equalized Value	62,115,656	General Rate Per \$100.		Net Debt	108.73	Net Debt	1.70	
		Net Valuation on Which County Taxes		Effective Tax Rate		Debt Service	7.08	Tax Levy Collected	97.61	
Moody Rating		are apportioned:	60,115,682	General Rate		Total Tax Levy	236.30	Tax Levy Cancelled, Abated		
Land Area	1.29 Sq. Miles	State Equalization Ratio	.4119	Municipal Functions		Municipal Functions	95.45	or Adjusted		
1968 EXPENDITURES		1968 REVENUES				1968 PROPERTY TAX				
GENERAL GOVERNMENT		1968 Property Taxes Collected				2,143,053.18				
Governing Body & Public Boards		1968 Payments in Lieu of Taxes				4,831.92				
Municipal Clerk		Delinquent Tax & Lien Collections				40,467.43				
Financial Administration		10,390.00	Business Personalty Replacement Taxes				21,530.00			
Assessment of Taxes		11,300.00	Taxes from Public Utilities				164,367.38			
Collection of Taxes		7,800.00	Other Miscellaneous Tax Revenues				6,007.82			
Planning, Housing & Development		2,500.00	State Aid Revenues				51,869.09			
Elections			Federal Aid Revenues				2,432,126.82			
General Administration (other)		72,970.00	Sale of Acquired Property				175,000.00			
JUDICIARY			Other Miscellaneous Revenues				2,607,126.82			
Municipal Courts		4,150.00	Total 1968 Revenues				1968 TAXES COLLECTED			
PUBLIC SAFETY			Prior Years Surplus Appropriated				2,143,053.18			
Fire Protection		30,000.00	TOTAL REVENUES				1968 Taxes Cancelled, Abated or Adjusted			
Police Protection		181,053.00	1968 REAL PROPERTY VALUATIONS - ASSESSED				Transfer To Tax Title Liens			
Civil Defense & Disaster Control		1,000.00	Code				Balance Outstanding Dec. 31, 1968			
Environmental Inspection & Control			Class				PRIOR YEARS TAXES OUTSTANDING			
Other Public Safety			%				Balance January 1, 1968			
PUBLIC WORKS			1				Collected in 1968			
Streets and Drainage		123,000.00	2				Cancelled, Abated or Adjusted (1968)			
Sewers and Sewage Processing		45,100.00	3				Transfers to Tax Title Liens			
Garbage and Trash Disposal			4a				Balance December 31, 1968			
Public Buildings and Grounds			4b				TAX TITLE LIENS OUTSTANDING			
Other Public Works			4c				Balance January 1, 1968			
HEALTH and WELFARE			Total Valuation				Transfers From Taxes			
Health Services Except Environmental		7,050.00	CAPITAL DEBT AUTHORIZED, DECEMBER 31, 1968				Redeemed in 1968			
Welfare-Public Assistance		3,000.00	ISSUED AND UNISSUED				Cancelled, Abated or Adjusted (1968)			
Hospitals, Clinics, First Aid		3,900.00	School				Balance December 31, 1968			
Animal, Insect, & Rodent Control		2,305.00	Self-liquidating				PROPERTY ACQUIRED BY DEED OR			
Other Welfare Services			Other				FORECLOSURE			
RECREATION and CONSERVATION			Total				Balance January 1, 1968			
Beaches and Boardwalks			ISSUED AND OUTSTANDING				Transfers From Liens			
Parks, Playgrounds, Shade Trees		36,855.00	School				Sale for Cash (1968)			
Land Reclamation & Conservation			Self-liquidating				Cancelled, Abated or Adjusted (1968)			
Other Recreational Services		1,000.00	Other				Balance December 31, 1968			
EDUCATION (excluding schools)			Total				CURRENT FINANCES DECEMBER 31, 1968			
Libraries		36,630.00	EQUALIZED VALUATION BASIS				ASSETS			
Other Educational Services			1968 CAPITAL OUTLAY				Cash on Hand Dec. 31, 1968			
STATUTORY EXPENDITURES			Beaches and Boardwalks				Taxes Receivable			
Pensions & F. I. C. A.		40,195.00	Parks and Playgrounds				Tax Title Liens			
Employee Fringe Benefits		3,500.00	Public Buildings and Grounds				Foreclosed Property			
Other Statutory Expenditures			Vehicular Equipment				Emergencies & Other Deferred Charges			
TOTAL MUNICIPAL FUNCTIONS		623,698.00	Streets, Roads, Sidewalks, Storm Sewers				State Aid Receivable			
CAPITAL IMPROVEMENTS		27,250.00	Sewer System				Other Receivables			
DEBT SERVICE			Water System				Total			
Principal Payments		38,000.00	Other Utilities				LIABILITIES			
Interest Payments		27,800.00	Hospitals and Clinics				Cash Liabilities			
Other Debt Administration			Garbage and Trash Disposal Facilities				Reserves For Receivables			
DEFERRED CHARGES			Health Equipment				Surplus on Hand Dec. 31, 1968			
SCHOOL, COUNTY, SPECIAL DISTRICT TAXES		1,710,895.30	Library and Education Facilities				Total			
RESERVE FOR UNCOLLECTED TAXES		170,000.00	Conservation and Recreation							
TOTAL EXPENDITURES		2,597,643.30	Other Expenditures							

1807		FAR HILLS BORO		PER CAPITA:		PER CENT:		
Population 1960	702	Net Valuation Taxable	6,028,050	TAX RATE:	Gross Debt	48.71	Gross Debt	.34
Population 1968	780	State Equalized Value	12,177,878	General Rate Per \$100.	Net Debt	48.71	Net Debt	.34
		Net Valuation on Which County Taxes are apportioned:	12,121,467	Effective Tax Rate	Debt Service		Tax Levy Collected	99.92
Moody Rating				General Rate	Total Tax Levy	275.30	Tax Levy Cancelled, Abated or Adjusted	.12
Land Area	5.00 Sq. Miles	State Equalization Ratio	.4950	Municipal Functions	Municipal Functions	114.95		
1968 EXPENDITURES		1968 REVENUES		1968 PROPERTY TAX				
GENERAL GOVERNMENT		1968 Property Taxes Collected		214,567.36		Local District School Taxes		98,690.00
Governing Body & Public Boards		1968 Payments in Lieu of Taxes				Regional & Consolidated School Taxes		
Municipal Clerk		Delinquent Tax & Lien Collections				School Taxes in Municipal Budget		
Financial Administration		2,900.00	Business Personalty Replacement Taxes	6,949.00		County Taxes		59,517.58
Assessment of Taxes		1,800.00	Taxes from Public Utilities	9,505.34		County Library Taxes		3,265.37
Collection of Taxes		1,900.00	Other Miscellaneous Tax Revenues			Local Municipal Purpose Taxes		48,824.10
Planning, Housing & Development		2,360.00	State Aid Revenues	945.00		Veteran & Senior Citizen Taxes		2,980.00
Elections			Federal Aid Revenues			Total Taxes for Rate Computation		213,277.05
General Administration (other)		7,400.00	Sale of Acquired Property	2,757.10		Special District Taxes		
JUDICIARY			Other Miscellaneous Revenues	11,314.48		Bank Stock Taxes		
Municipal Courts		905.00	Total 1968 Revenues	246,038.28		Added and Omitted Taxes		4,441.53
PUBLIC SAFETY			Prior Years Surplus Appropriated	18,094.38		Total Taxes Levied		214,738.58
Fire Protection		4,250.00	TOTAL REVENUES	264,132.66		1968 TAXES COLLECTED		214,567.36
Police Protection		18,162.00				1968 Taxes Cancelled, Abated or Adjusted		265.50
Civil Defense & Disaster Control		100.00	1968 REAL PROPERTY VALUATIONS - ASSESSED			Transfer To Tax Title Liens		
Environmental Inspection & Control		1,300.00				Balance Outstanding Dec. 31, 1968		
Other Public Safety								
PUBLIC WORKS			Code Class %			PRIOR YEARS TAXES OUTSTANDING		
Streets and Drainage		14,196.45	1 Vacant Land 8.21	490,000.00		Balance January 1, 1968		4,214.50
Sewers and Sewage Processing		3,700.00	2 Residential 77.64	4,632,050.00		Collected in 1968		4,214.50
Garbage and Trash Disposal		1,440.00	3 Farm 4.84	288,950.00		Cancelled, Abated or Adjusted (1968)		
Public Buildings and Grounds		7,000.00	4a Commercial 9.30	554,950.00		Transfers to Tax Title Liens		
Other Public Works			4b Industrial			Balance December 31, 1968		
HEALTH and WELFARE			4c Apartments			TAX TITLE LIENS OUTSTANDING		
Health Services Except Environmental		850.00	Total Valuation 99.99	5,965,950.00		Balance January 1, 1968		
Welfare-Public Assistance		100.00	CAPITAL DEBT AUTHORIZED, DECEMBER 31, 1968			Transfers From Taxes		
Hospitals, Clinics, First Aid		600.00	ISSUED AND UNISSUED	GROSS DEBT	NET DEBT	Redeemed in 1968		
Animal, Insect, & Rodent Control			School			Cancelled, Abated or Adjusted (1968)		
Other Welfare Services			Self-liquidating	38,000.00	38,000.00	Balance December 31, 1968		
RECREATION and CONSERVATION			Other	38,000.00	38,000.00	PROPERTY ACQUIRED BY DEED OR FORECLOSURE		
Beaches and Boardwalks			Total			Balance January 1, 1968		
Parks, Playgrounds, Shade Trees		4,004.55	ISSUED AND OUTSTANDING			Transfers From Liens		
Land Reclamation & Conservation			School			Sale for Cash (1968)		
Other Recreational Services			Self-liquidating			Cancelled, Abated or Adjusted (1968)		
EDUCATION (excluding schools)			Other			Balance December 31, 1968		
Libraries		400.00	Total			CURRENT FINANCES DECEMBER 31, 1968		
Other Educational Services			EQUALIZED VALUATION BASIS	11,018,357.00		ASSETS		
STATUTORY EXPENDITURES			1968 CAPITAL OUTLAY			Cash on Hand Dec. 31, 1968		56,805.12
Pensions & F. I. C. A.		2,966.00	Beaches and Boardwalks			Taxes Receivable		
Employee Fringe Benefits		2,000.00	Parks and Playgrounds			Tax Title Liens		
Other Statutory Expenditures			Public Buildings and Grounds			Foreclosed Property		
TOTAL MUNICIPAL FUNCTIONS		78,334.00	Vehicular Equipment			Emergencies & Other Deferred Charges		500.00
CAPITAL IMPROVEMENTS		1,500.00	Streets, Roads, Sidewalks, Storm Sewers			State Aid Receivable		
DEBT SERVICE			Sewer System			Other Receivables		
Principal Payments			Water System			Total		57,305.12
Interest Payments			Other Utilities			LIABILITIES		
Other Debt Administration			Hospitals and Clinics			Cash Liabilities		15,264.78
DEFERRED CHARGES			Garbage and Trash Disposal Facilities			Reserves For Receivables		
SCHOOL, COUNTY, SPECIAL DISTRICT TAXES		161,472.95	Health Equipment			Surplus on Hand Dec. 31, 1968		42,040.34
RESERVE FOR UNCOLLECTED TAXES		9,828.48	Library and Education Facilities			Total		57,305.12
TOTAL EXPENDITURES		251,135.43	Conservation and Recreation					
			Other Expenditures					

1314		FARMINGDALE BORO				PER CAPITA:		PER CENT:	
Population 1960	959	Net Valuation Taxable	5,053,776	TAX RATE:		Gross Debt	416.91	Gross Debt	9.94
Population 1968	1,250	State Equalized Value	5,548,722	General Rate Per \$100.		Net Debt	28.00	Net Debt	.66
		Net Valuation on Which County Taxes		Effective Tax Rate		Debt Service	4.97	Tax Levy Collected 96.15	
Moody Rating		are apportioned:	5,804,448	General Rate		Total Tax Levy	166.01	Tax Levy Cancelled, Abated	
Land Area	.50 Sq. Miles	State Equalization Ratio	.9108	Municipal Functions		Municipal Functions	48.95	or Adjusted .07	
1968 EXPENDITURES		1968 REVENUES		1968 PROPERTY TAX					
GENERAL GOVERNMENT									
Governing Body & Public Boards		1968 Property Taxes Collected		199,546.83		Local District School Taxes 87,218.16			
Municipal Clerk		1968 Payments in Lieu of Taxes				Regional & Consolidated School Taxes 57,708.97			
Financial Administration		1,100.00	Delinquent Tax & Lien Collections	4,230.04	School Taxes in Municipal Budget 34,148.33				
Assessment of Taxes		1,327.30	Business Personalty Replacement Taxes	14,484.00	County Taxes 1,230.35				
Collection of Taxes		822.70	Taxes from Public Utilities	11,103.28	County Library Taxes 22,459.88				
Planning, Housing & Development		300.00	Other Miscellaneous Tax Revenues		Local Municipal Purpose Taxes 6,520.00				
Elections		260.00	State Aid Revenues	1,350.00	Veteran & Senior Citizen Taxes 209,285.69				
General Administration (other)		11,344.55	Federal Aid Revenues		Total Taxes for Rate Computation				
JUDICIARY			Sale of Acquired Property		Special District Taxes				
Municipal Courts		1,400.00	Other Miscellaneous Revenues	4,792.66	Bank Stock Taxes 2,486.16				
PUBLIC SAFETY			Total 1968 Revenues	235,506.81	Added and Omitted Taxes 2,270.70				
Fire Protection		3,000.00	Prior Years Surplus Appropriated	3,000.00	Total Taxes Levied 207,522.55				
Police Protection		2,755.45	TOTAL REVENUES	238,506.81	1968 TAXES COLLECTED 199,546.83				
Civil Defense & Disaster Control			1968 REAL PROPERTY VALUATIONS - ASSESSED		1968 Taxes Cancelled, Abated or Adjusted 162.10				
Environmental Inspection & Control			Code Class %		Transfer To Tax Title Liens 1,771.50				
Other Public Safety			1 Vacant Land 2.66		Balance Outstanding Dec. 31, 1968 5,982.39				
PUBLIC WORKS			2 Residential 68.18		PRIOR YEARS TAXES OUTSTANDING				
Streets and Drainage		15,050.00	3 Farm .52		Balance January 1, 1968 4,230.04				
Sewers and Sewage Processing			4a Commercial 14.82		Collected in 1968 4,230.04				
Garbage and Trash Disposal		750.00	4b Industrial 11.98		Cancelled, Abated or Adjusted (1968)				
Public Buildings and Grounds		665.00	4c Apartments 1.85		Transfers to Tax Title Liens				
Other Public Works			Total Valuation 100.01		Balance December 31, 1968 11,121.54				
HEALTH and WELFARE			CAPITAL DEBT AUTHORIZED, DECEMBER 31, 1968		PROPERTY ACQUIRED BY DEED OR FORECLOSURE				
Health Services Except Environmental		1,100.00	ISSUED AND UNISSUED GROSS DEBT NET DEBT		Balance January 1, 1968 9,350.04				
Welfare-Public Assistance		100.00	School 297,631.79		Transfers From Taxes 1,771.50				
Hospitals, Clinics, First Aid			Self-liquidating 188,514.80		Redeemed in 1968				
Animal, Insect, & Rodent Control		250.00	Other 35,000.00		Cancelled, Abated or Adjusted (1968)				
Other Welfare Services			Total 521,146.59		Balance December 31, 1968				
RECREATION and CONSERVATION			ISSUED AND OUTSTANDING		PROPERTY ACQUIRED BY DEED OR FORECLOSURE				
Beaches and Boardwalks			School 160,950.71		Balance January 1, 1968				
Parks, Playgrounds, Shade Trees		500.00	Self-liquidating 125,000.00		Transfers From Liens				
Land Reclamation & Conservation			Other 35,000.00		Sale for Cash (1968)				
Other Recreational Services			Total 320,950.71		Cancelled, Abated or Adjusted (1968)				
EDUCATION (excluding schools)			EQUALIZED VALUATION BASIS		Balance December 31, 1968				
Libraries		340.00	1968 CAPITAL OUTLAY		CURRENT FINANCES DECEMBER 31, 1968				
Other Educational Services			Beaches and Boardwalks		ASSETS				
STATUTORY EXPENDITURES			Parks and Playgrounds		Cash on Hand Dec. 31, 1968 81,383.28				
Pensions & F. I. C. A.		1,000.00	Public Buildings and Grounds		Taxes Receivable 5,982.39				
Employee Fringe Benefits		1,400.00	Vehicular Equipment		Tax Title Liens 11,121.54				
Other Statutory Expenditures			Streets, Roads, Sidewalks, Storm Sewers		Foreclosed Property				
TOTAL MUNICIPAL FUNCTIONS		43,465.00	Sewer System		Emergencies & Other Deferred Charges				
CAPITAL IMPROVEMENTS		500.00	Water System		State Aid Receivable				
DEBT SERVICE			Other Utilities		Other Receivables 2,194.90				
Principal Payments		5,000.00	Hospitals and Clinics		Total 100,682.11				
Interest Payments		1,218.75	Garbage and Trash Disposal Facilities		LIABILITIES				
Other Debt Administration			Health Equipment		Cash Liabilities 41,550.85				
DEFERRED CHARGES		838.15	Library and Education Facilities		Reserves For Receivables 17,136.83				
SCHOOL, COUNTY, SPECIAL DISTRICT TAXES		180,305.81	Conservation and Recreation		Surplus on Hand Dec. 31, 1968 41,994.43				
RESERVE FOR UNCOLLECTED TAXES		10,173.14	Other Expenditures		Total 100,682.11				
TOTAL EXPENDITURES		241,500.85							

0314		FIELDSBORO BORO			PER CAPITA:		PER CENT:	
Population 1960	583	Net Valuation Taxable	2,752,465	TAX RATE:	Gross Debt		Gross Debt	
Population 1968	631	State Equalized Value	2,905,896	General Rate Per \$100.	Net Debt		Net Debt	
		Net Valuation on Which County Taxes are apportioned:	4,405,378	Effective Tax Rate	Debt Service		Tax Levy Collected	85.30
Moody Rating		State Equalization Ratio	.9472	General Rate	Total Tax Levy	114.96	Tax Levy Cancelled, Abated or Adjusted	.18
Land Area	.37 Sq. Miles			Municipal Functions	Municipal Functions	136.24		
1968 EXPENDITURES		1968 REVENUES		1968 PROPERTY TAX				
GENERAL GOVERNMENT								
Governing Body & Public Boards		1968 Property Taxes Collected		61,782.21		Local District School Taxes		
Municipal Clerk		1968 Payments in Lieu of Taxes				Regional & Consolidated School Taxes		
Financial Administration	2,450.00	Delinquent Tax & Lien Collections		5,472.02		School Taxes in Municipal Budget		
Assessment of Taxes	450.00	Business Personalty Replacement Taxes		61,416.00		County Taxes		23,425.37
Collection of Taxes	1,550.00	Taxes from Public Utilities		8,315.27		County Library Taxes		1,189.13
Planning, Housing & Development		Other Miscellaneous Tax Revenues				Local Municipal Purpose Taxes		4,000.00
Elections		State Aid Revenues		3,390.00		Veteran & Senior Citizen Taxes		4,040.00
General Administration (other)	5,350.00	Federal Aid Revenues				Total Taxes for Rate Computation		76,467.00
JUDICIARY		Sale of Acquired Property				Special District Taxes		
Municipal Courts	1,800.00	Other Miscellaneous Revenues		3,243.39		Bank Stock Taxes		
PUBLIC SAFETY		Total 1968 Revenues		143,618.89		Added and Omitted Taxes		
Fire Protection	225.00	Prior Years Surplus Appropriated		20,800.00		Total Taxes Levied		72,427.00
Police Protection	4,800.00	TOTAL REVENUES		164,418.89		1968 TAXES COLLECTED		61,782.21
Civil Defense & Disaster Control	250.00	1968 REAL PROPERTY VALUATIONS - ASSESSED				1968 Taxes Cancelled, Abated or Adjusted		134.79
Environmental Inspection & Control	250.00					Transfer To Tax Title Liens		202.94
Other Public Safety		Code				Balance Outstanding Dec. 31, 1968		10,657.40
PUBLIC WORKS		Class						
Streets and Drainage	11,100.00	1 Vacant Land		54,000.00		PRIOR YEARS TAXES OUTSTANDING		
Sewers and Sewage Processing	500.00	2 Residential		1,648,350.00		Balance January 1, 1968		7,380.70
Garbage and Trash Disposal	6,300.00	3 Farm				Collected in 1968		5,472.02
Public Buildings and Grounds	75.00	4a Commercial		143,900.00		Cancelled, Abated or Adjusted (1968)		
Other Public Works		4b Industrial		880,000.00		Transfers to Tax Title Liens		
HEALTH and WELFARE		4c Apartments				Balance December 31, 1968		1,908.68
Health Services Except Environmental	100.00	Total Valuation		2,726,250.00		TAX TITLE LIENS OUTSTANDING		
Welfare-Public Assistance	2,975.00	CAPITAL DEBT AUTHORIZED, DECEMBER 31, 1968				Balance January 1, 1968		1,231.58
Hospitals, Clinics, First Aid		ISSUED AND UNISSUED		GROSS DEBT		Transfers From Taxes		212.94
Animal, Insect, & Rodent Control	1,025.00	School				Redeemed in 1968		
Other Welfare Services		Self-liquidating				Cancelled, Abated or Adjusted (1968)		
RECREATION and CONSERVATION		Other				Balance December 31, 1968		1,434.52
Beaches and Boardwalks	500.00	Total				PROPERTY ACQUIRED BY DEED OR FORECLOSURE		
Parks, Playgrounds, Shade Trees		ISSUED AND OUTSTANDING				Balance January 1, 1968		300.00
Land Reclamation & Conservation		School				Transfers From Liens		
Other Recreational Services		Self-liquidating				Sale for Cash (1968)		
EDUCATION (excluding schools)		Other				Cancelled, Abated or Adjusted (1968)		
Libraries	25.00	Total				Balance December 31, 1968		300.00
Other Educational Services	34,400.00	EQUALIZED VALUATION BASIS		2,705,844.33		CURRENT FINANCES DECEMBER 31, 1968		
STATUTORY EXPENDITURES		1968 CAPITAL OUTLAY				ASSETS		
Pensions & F. I. C. A.	400.00	Beaches and Boardwalks				Cash on Hand Dec. 31, 1968		66,560.99
Employee Fringe Benefits	550.00	Parks and Playgrounds				Taxes Receivable		12,566.03
Other Statutory Expenditures		Public Buildings and Grounds				Tax Title Liens		1,434.52
TOTAL MUNICIPAL FUNCTIONS	75,075.00	Vehicular Equipment				Foreclosed Property		300.00
CAPITAL IMPROVEMENTS		Streets, Roads, Sidewalks, Storm Sewers				Emergencies & Other Deferred Charges		2,703.78
DEBT SERVICE		Sewer System				State Aid Receivable		12,803.00
Principal Payments		Water System				Other Receivables		
Interest Payments		Other Utilities				Total		96,368.37
Other Debt Administration		Hospitals and Clinics				LIABILITIES		
DEFERRED CHARGES	761.90	Garbage and Trash Disposal Facilities				Cash Liabilities		48,036.56
SCHOOL, COUNTY, SPECIAL DISTRICT TAXES	68,427.00	Health Equipment				Reserves For Receivables		14,300.60
RESERVE FOR UNCOLLECTED TAXES	10,000.00	Library and Education Facilities				Surplus on Hand Dec. 31, 1968		34,031.21
TOTAL EXPENDITURES	154,263.90	Conservation and Recreation				Total		96,368.37
		Other Expenditures						

1009		FLEMINGTON BORO				PER CAPITA:		PER CENT:	
Population 1960	3,232	Net Valuation Taxable	25,501,292	TAX RATE:		Gross Debt	555.50	Gross Debt	7.33
Population 1968	4,060	State Equalized Value	34,875,946	General Rate Per \$100.		Net Debt	144.10	Net Debt	1.90
		Net Valuation on Which County Taxes		Effective Tax Rate		Debt Service		Tax Levy Collected	93.71
Moody Rating		are apportioned:	33,838,678	General Rate		Total Tax Levy	271.39	Tax Levy Cancelled, Abated	
Land Area	1.30 Sq. Miles	State Equalization Ratio	.7312	Municipal Functions		Municipal Functions	120.68	or Adjusted	.08
1968 EXPENDITURES		1968 REVENUES		1968 PROPERTY TAX					
GENERAL GOVERNMENT		1968 Property Taxes Collected		1,032,613.16		Local District School Taxes 443,155.05			
Governing Body & Public Boards		1968 Payments in Lieu of Taxes				Regional & Consolidated School Taxes 254,035.82			
Municipal Clerk		Delinquent Tax & Lien Collections		70,915.06		School Taxes in Municipal Budget			
Financial Administration		4,400.00	Business Personalty Replacement Taxes	64,635.00		County Taxes 157,592.84			
Assessment of Taxes		4,875.00	Taxes from Public Utilities	44,463.68		County Library Taxes			
Collection of Taxes		5,100.00	Other Miscellaneous Tax Revenues			Local Municipal Purpose Taxes 229,648.98			
Planning, Housing & Development		13,050.00	State Aid Revenues	2,136.00		Veteran & Senior Citizen Taxes 16,990.00			
Elections			Federal Aid Revenues			Total Taxes for Rate Computation 1,101,422.69			
General Administration (other)		43,419.28	Sale of Acquired Property			Special District Taxes			
JUDICIARY			Other Miscellaneous Revenues	37,650.19		Bank Stock Taxes 9,455.37			
Municipal Courts		5,770.00	Total 1968 Revenues	1,252,413.09		Added and Omitted Taxes 7,980.64			
PUBLIC SAFETY			Prior Years Surplus Appropriated	70,000.00		Total Taxes Levied 1,101,868.70			
Fire Protection		21,100.00	TOTAL REVENUES	1,322,413.09		1968 TAXES COLLECTED 1,032,613.16			
Police Protection		57,650.00				1968 Taxes Cancelled, Abated or Adjusted 890.52			
Civil Defense & Disaster Control		400.00				Transfer To Tax Title Liens			
Environmental Inspection & Control		2,950.00				Balance Outstanding Dec. 31, 1968 68,598.14			
Other Public Safety						PRIOR YEARS TAXES OUTSTANDING			
PUBLIC WORKS						Balance January 1, 1968 81,670.84			
Streets and Drainage		47,674.00				Collected in 1968 70,915.06			
Sewers and Sewage Processing		26,900.00				Cancelled, Abated or Adjusted (1968) 742.66			
Garbage and Trash Disposal		29,600.00				Transfers to Tax Title Liens			
Public Buildings and Grounds		14,950.00				Balance December 31, 1968 10,013.12			
Other Public Works						TAX TITLE LIENS OUTSTANDING			
HEALTH and WELFARE						Balance January 1, 1968			
Health Services Except Environmental		2,885.00				Transfers From Taxes			
Welfare-Public Assistance		3,135.00				Redeemed in 1968			
Hospitals, Clinics, First Aid						Cancelled, Abated or Adjusted (1968)			
Animal, Insect, & Rodent Control		650.00				Balance December 31, 1968			
Other Welfare Services						PROPERTY ACQUIRED BY DEED OR FORECLOSURE			
RECREATION and CONSERVATION						Balance January 1, 1968			
Beaches and Boardwalks		2,250.00				Transfers From Liens			
Parks, Playgrounds, Shade Trees						Sale for Cash (1968)			
Land Reclamation & Conservation		2,700.00				Cancelled, Abated or Adjusted (1968)			
Other Recreational Services						Balance December 31, 1968			
EDUCATION (excluding schools)						CURRENT FINANCES DECEMBER 31, 1968			
Libraries		25,900.00				ASSETS			
Other Educational Services						Cash on Hand Dec. 31, 1968 144,681.63			
STATUTORY EXPENDITURES						Taxes Receivable 78,611.26			
Pensions & F. I. C. A.		14,304.00				Tax Title Liens			
Employee Fringe Benefits		2,000.00				Foreclosed Property			
Other Statutory Expenditures						Emergencies & Other Deferred Charges 17,400.00			
TOTAL MUNICIPAL FUNCTIONS		341,662.28				State Aid Receivable 6,766.00			
CAPITAL IMPROVEMENTS		60,000.00				Other Receivables 48,836.37			
DEBT SERVICE						Total 296,295.26			
Principal Payments						LIABILITIES			
Interest Payments						Cash Liabilities 44,927.00			
Other Debt Administration						Reserves For Receivables 127,447.63			
DEFERRED CHARGES		2,740.00				Surplus on Hand Dec. 31, 1968 123,920.63			
SCHOOL, COUNTY, SPECIAL DISTRICT TAXES		854,783.71				Total 296,295.26			
RESERVE FOR UNCOLLECTED TAXES		85,592.35							
TOTAL EXPENDITURES		1,344,778.34							

315		FLORENCE TWP		PER CAPITA:		PER CENT:		
Population 1960	8,127	Net Valuation Taxable	34,762,083	TAX RATE:	Gross Debt	132.81	Gross Debt	2.39
Population 1968	8,990	State Equalized Value	54,734,818	General Rate Per \$100.	Net Debt	4.22	Net Debt	.07
		Net Valuation on Which County Taxes		Effective Tax Rate	Debt Service	3.54	Tax Levy Collected	91.58
Moody Rating		are apportioned:	54,201,428	General Rate	Total Tax Levy	186.80	Tax Levy Cancelled, Abated	
Land Area	9.68 Sq. Miles	State Equalization Ratio	.6351	Municipal Functions	Municipal Functions	104.37	or Adjusted	.71
1968 EXPENDITURES		1968 REVENUES		1968 PROPERTY TAX				
GENERAL GOVERNMENT		1968 Property Taxes Collected		1,537,980.50		Local District School Taxes		1,538,969.69
Governing Body & Public Boards		1968 Payments in Lieu of Taxes		2,461.92		Regional & Consolidated School Taxes		
Municipal Clerk		Delinquent Tax & Lien Collections		74,636.91		School Taxes in Municipal Budget		
Financial Administration		11,410.00	Business Personalty Replacement Taxes	331,880.00		County Taxes		220,682.00
Assessment of Taxes		31,950.00	Taxes from Public Utilities	159,441.81		County Library Taxes		10,843.43
Collection of Taxes		10,450.00	Other Miscellaneous Tax Revenues	4,736.00		Local Municipal Purpose Taxes		363,412.10
Planning, Housing & Development		2,300.00	State Aid Revenues			Veteran & Senior Citizen Taxes		70,010.00
Elections			Federal Aid Revenues			Total Taxes for Rate Computation		1,703,917.22
General Administration (other)		45,850.84	Sale of Acquired Property			Special District Taxes		
JUDICIARY			Other Miscellaneous Revenues	35,090.23		Bank Stock Taxes		3,313.22
Municipal Courts		6,407.10	Total 1968 Revenues	2,146,227.37		Added and Omitted Taxes		42,121.68
PUBIC SAFETY			Prior Years Surplus Appropriated	2,146,227.37		Total Taxes Levied		1,679,342.12
Fire Protection		28,255.00	TOTAL REVENUES			1968 TAXES COLLECTED		1,537,980.50
Police Protection		109,410.00	1968 REAL PROPERTY VALUATIONS - ASSESSED		1968 Taxes Cancelled, Abated or Adjusted		11,968.85	
Civil Defense & Disaster Control		1,700.00	Code	Class	%	Transfer To Tax Title Liens		4,384.39
Environmental Inspection & Control		1,150.00	1	Vacant Land	2.70	Balance Outstanding Dec. 31, 1968		128,100.48
Other Public Safety			2	Residential	49.29	PRIOR YEARS TAXES OUTSTANDING		
PUBIC WORKS			3	Farm	5.44	Balance January 1, 1968		75,306.42
Streets and Drainage		131,750.00	4a	Commercial	8.60	Collected in 1968		72,311.90
Sewers and Sewage Processing			4b	Industrial	32.79	Cancelled, Abated or Adjusted (1968)		34.55
Garbage and Trash Disposal		58,500.00	4c	Apartments	1.17	Transfers to Tax Title Liens		301.50
Public Buildings and Grounds		14,050.00	Total Valuation		99.99	Balance December 31, 1968		2,658.47
Other Public Works						TAX TITLE LIENS OUTSTANDING		
HEALTH and WELFARE			CAPITAL DEBT AUTHORIZED, DECEMBER 31, 1968			Balance January 1, 1968		11,701.97
Health Services Except Environmental		3,400.00	ISSUED AND UNISSUED		GROSS DEBT	Transfers From Taxes		4,717.41
Welfare-Public Assistance		3,100.00	School		900,000.00	Redeemed in 1968		2,325.01
Hospitals, Clinics, First Aid			Self-liquidating		256,000.00	Cancelled, Abated or Adjusted (1968)		
Animal, Insect, & Rodent Control			Other		38,000.00	Balance December 31, 1968		14,094.37
Other Welfare Services			Total		1,194,000.00	PROPERTY ACQUIRED BY DEED OR FORECLOSURE		
RECREATION and CONSERVATION			ISSUED AND OUTSTANDING			Balance January 1, 1968		2,690.01
Beaches and Boardwalks			School		868,000.00	Transfers From Liens		
Parks, Playgrounds, Shade Trees		10,350.00	Self-liquidating		256,000.00	Sale for Cash (1968)		
Land Reclamation & Conservation			Other		35,000.00	Cancelled, Abated or Adjusted (1968)		
Other Recreational Services		17,700.00	Total		1,159,000.00	Balance December 31, 1968		2,690.01
EDUCATION (excluding schools)			EQUALIZED VALUATION BASIS		49,754,657.00	CURRENT FINANCES DECEMBER 31, 1968		
Libraries		4,000.00	1968 CAPITAL OUTLAY			ASSETS		
Other Educational Services		18,815.00	Beaches and Boardwalks			Cash on Hand Dec. 31, 1968		583,524.07
STATUTORY EXPENDITURES			Parks and Playgrounds			Taxes Receivable		130,758.95
Pensions & F. I. C. A.		33,000.00	Public Buildings and Grounds			Tax Title Liens		14,094.37
Employee Fringe Benefits		23,525.00	Vehicular Equipment			Foreclosed Property		2,690.01
Other Statutory Expenditures			Streets, Roads, Sidewalks, Storm Sewers			Emergencies & Other Deferred Charges		190,996.79
TOTAL MUNICIPAL FUNCTIONS		567,072.94	Sewer System			State Aid Receivable		20,088.00
CAPITAL IMPROVEMENTS		8,700.00	Water System			Other Receivables		
DEBT SERVICE			Other Utilities			Total		942,152.19
Principal Payments		30,000.00	Hospitals and Clinics			LIABILITIES		
Interest Payments		1,913.50	Garbage and Trash Disposal Facilities			Cash Liabilities		673,491.12
Other Debt Administration			Health Equipment			Reserves For Receivables		147,543.33
DEFERRED CHARGES		162,878.71	Library and Education Facilities			Surplus on Hand Dec. 31, 1968		121,117.74
SCHOOL, COUNTY, SPECIAL DISTRICT TAXES		1,270,495.12	Conservation and Recreation			Total		942,152.19
RESERVE FOR UNCOLLECTED TAXES		167,753.37	Other Expenditures					
TOTAL EXPENDITURES		2,208,813.64						

1411		FLORHAM PARK BORO			PER CAPITA:		PER CENT:	
Population 1960	7,222	Net Valuation Taxable	31,341,865	TAX RATE:	Gross Debt	372.79	Gross Debt	3.91
Population 1968	8,450	State Equalized Value	80,076,303	General Rate Per \$100.	Net Debt	80.82	Net Debt	.84
		Net Valuation on Which County Taxes		Effective Tax Rate	Debt Service	.18	Tax Levy Collected	97.82
Moody Rating		are apportioned:	89,698,598	General Rate	Total Tax Levy	283.99	Tax Levy Cancelled, Abated	
Land Area	7.60 Sq. Miles	State Equalization Ratio	.3914	Municipal Functions	Municipal Functions	110.61	or Adjusted	.07
1968 EXPENDITURES		1968 REVENUES			1968 PROPERTY TAX			
GENERAL GOVERNMENT		1968 Property Taxes Collected			2,347,627.01			
Governing Body & Public Boards		1968 Payments in Lieu of Taxes			41,917.43			
Municipal Clerk		Delinquent Tax & Lien Collections			77,664.00			
Financial Administration	16,583.00	Business Personalty Replacement Taxes			121,083.01			
Assessment of Taxes	7,050.00	Taxes from Public Utilities			33,568.00			
Collection of Taxes	1,270.04	Other Miscellaneous Tax Revenues			67,078.43			
Planning, Housing & Development	13,197.00	State Aid Revenues			2,688,937.88			
Elections	1,426.00	Federal Aid Revenues			200,000.00			
General Administration (other)	106,724.00	Sale of Acquired Property			2,888,937.88			
JUDICIARY		Other Miscellaneous Revenues			Total 1968 Revenues			
Municipal Courts	3,900.00	Total 1968 Revenues			2,888,937.88			
PUBLIC SAFETY		Prior Years Surplus Appropriated			TOTAL REVENUES			
Fire Protection	24,150.00	TOTAL REVENUES			2,888,937.88			
Police Protection	194,700.00	1968 REAL PROPERTY VALUATIONS - ASSESSED						
Civil Defense & Disaster Control	5,600.00							
Environmental Inspection & Control	8,100.00							
Other Public Safety								
PUBLIC WORKS								
Streets and Drainage	174,951.00							
Sewers and Sewage Processing	77,000.00							
Garbage and Trash Disposal								
Public Buildings and Grounds	58,195.00							
Other Public Works								
HEALTH and WELFARE								
Health Services Except Environmental	7,581.00							
Welfare-Public Assistance	1,000.00							
Hospitals, Clinics, First Aid								
Animal, Insect, & Rodent Control	3,900.00							
Other Welfare Services								
RECREATION and CONSERVATION								
Beaches and Boardwalks	11,350.00							
Parks, Playgrounds, Shade Trees								
Land Reclamation & Conservation	16,925.00							
Other Recreational Services								
EDUCATION (excluding schools)								
Libraries	32,180.00							
Other Educational Services								
STATUTORY EXPENDITURES								
Pensions & F. I. C. A.	40,580.38							
Employee Fringe Benefits	5,000.00							
Other Statutory Expenditures								
TOTAL MUNICIPAL FUNCTIONS	811,362.42							
CAPITAL IMPROVEMENTS	27,350.00							
DEBT SERVICE								
Principal Payments								
Interest Payments	1,600.00							
Other Debt Administration								
DEFERRED CHARGES								
SCHOOL, COUNTY, SPECIAL DISTRICT TAXES	1,902,753.23							
RESERVE FOR UNCOLLECTED TAXES	94,375.00							
TOTAL EXPENDITURES	2,837,440.65							

111		FOLSOM BORO		TAX RATE:		PER CAPITA:		PER CENT:	
Population 1960	482	Net Valuation Taxable	3,445,461	General Rate Per \$100.	7.20	Gross Debt	478.87	Gross Debt	6.34
Population 1968	711	State Equalized Value	6,795,461	Effective Tax Rate		Net Debt	252.61	Net Debt	3.34
		Net Valuation on Which County Taxes are apportioned:	6,312,154	General Rate	3.22	Debt Service		Tax Levy Collected	86.22
Moody Rating						Total Tax Levy	303.16	Tax Levy Cancelled, Abated or Adjusted	
Land Area	8.79 Sq. Miles	State Equalization Ratio	.4481	Municipal Functions	1.07	Municipal Functions	103.14		
1968 EXPENDITURES		1968 REVENUES			1968 PROPERTY TAX				
GENERAL GOVERNMENT		1968 Property Taxes Collected			185,592.53				
Governing Body & Public Boards		1968 Payments in Lieu of Taxes			21,615.98				
Municipal Clerk		Delinquent Tax & Lien Collections			10,068.00				
Financial Administration		Business Personalty Replacement Taxes			19,033.81				
Assessment of Taxes		Taxes from Public Utilities			2,097.00				
Collection of Taxes		Other Miscellaneous Tax Revenues							
Planning, Housing & Development		State Aid Revenues							
Elections		Federal Aid Revenues							
General Administration (other)		Sale of Acquired Property							
JUDICIARY		Other Miscellaneous Revenues			12,547.49				
Municipal Courts		Total 1968 Revenues			250,954.81				
PUBLIC SAFETY		Prior Years Surplus Appropriated			10,000.00				
Fire Protection		TOTAL REVENUES			260,954.81				
Police Protection		1968 REAL PROPERTY VALUATIONS - ASSESSED							
Civil Defense & Disaster Control		Code Class %							
Environmental Inspection & Control		1 Vacant Land 16.81			459,627.00				
Other Public Safety		2 Residential 55.77			1,525,135.00				
PUBLIC WORKS		3 Farm .84			23,070.00				
Streets and Drainage		4a Commercial 13.72			375,115.00				
Sewers and Sewage Processing		4b Industrial 12.86			351,660.00				
Garbage and Trash Disposal		4c Apartments							
Public Buildings and Grounds		Total Valuation 100.00			2,734,607.00				
Other Public Works		CAPITAL DEBT AUTHORIZED, DECEMBER 31, 1968							
HEALTH and WELFARE		ISSUED AND UNISSUED			GROSS DEBT NET DEBT				
Health Services Except Environmental		School			340,000.00 179,349.76				
Welfare-Public Assistance		Self-liquidating							
Hospitals, Clinics, First Aid		Other							
Animal, Insect, & Rodent Control		Total			340,000.00 179,349.76				
Other Welfare Services		ISSUED AND OUTSTANDING							
RECREATION and CONSERVATION		School			340,000.00				
Beaches and Boardwalks		Self-liquidating							
Parks, Playgrounds, Shade Trees		Other							
Land Reclamation & Conservation		Total			340,000.00				
Other Recreational Services		EQUALIZED VALUATION BASIS			5,355,008.00				
EDUCATION (excluding schools)		1968 CAPITAL OUTLAY							
Libraries		Beaches and Boardwalks							
Other Educational Services		Parks and Playgrounds							
STATUTORY EXPENDITURES		Public Buildings and Grounds							
Pensions & F. I. C. A.		Vehicular Equipment							
Employee Fringe Benefits		Streets, Roads, Sidewalks, Storm Sewers							
Other Statutory Expenditures		Sewer System							
TOTAL MUNICIPAL FUNCTIONS		Water System							
CAPITAL IMPROVEMENTS		Other Utilities							
DEBT SERVICE		Hospitals and Clinics							
Principal Payments		Garbage and Trash Disposal Facilities							
Interest Payments		Health Equipment							
Other Debt Administration		Library and Education Facilities							
DEFERRED CHARGES		Conservation and Recreation							
SCHOOL, COUNTY, SPECIAL DISTRICT TAXES		Other Expenditures							
RESERVE FOR UNCOLLECTED TAXES									
TOTAL EXPENDITURES									

0219				FORT LEE BORO			
Population 1960	21,815	Net Valuation Taxable	246,174,183	TAX RATE:		PER CAPITA:	PER CENT:
Population 1968	32,730	State Equalized Value	325,147,553	General Rate Per \$100.	2.46	Gross Debt	313.75
		Net Valuation on Which County Taxes are apportioned:	315,543,592	Effective Tax Rate		Net Debt	149.90
Moody Rating	BAA			General Rate	1.86	Debt Service	9.09
Land Area	2.50 Sq. Miles	State Equalization Ratio	.7569	Municipal Functions	.97	Total Tax Levy	183.39
						Municipal Functions	96.36
							or Adjusted
							.58
1968 EXPENDITURES		1968 REVENUES		1968 PROPERTY TAX			
GENERAL GOVERNMENT							
Governing Body & Public Boards		1968 Property Taxes Collected	5,573,014.84	Local District School Taxes		2,662,601.00	
Municipal Clerk		1968 Payments in Lieu of Taxes	32,562.36	Regional & Consolidated School Taxes			
Financial Administration	9,200.00	Delinquent Tax & Lien Collections	226,307.35	School Taxes in Municipal Budget			
Assessment of Taxes	27,200.00	Business Personalty Replacement Taxes	39,803.00	County Taxes		1,051,090.40	
Collection of Taxes	45,500.00	Taxes from Public Utilities	271,477.43	County Library Taxes			
Planning, Housing & Development	7,000.00	Other Miscellaneous Tax Revenues		Local Municipal Purpose Taxes		2,240,629.31	
Elections	8,200.00	State Aid Revenues	12,353.65	Veteran & Senior Citizen Taxes		87,250.00	
General Administration (other)	115,600.00	Federal Aid Revenues		Total Taxes for Rate Computation		6,041,570.71	
JUDICIARY		Sale of Acquired Property	27,714.80	Special District Taxes			
Municipal Courts	25,200.00	Other Miscellaneous Revenues	370,517.33	Bank Stock Taxes		15,000.69	
PUBLIC SAFETY		Total 1968 Revenues	6,553,750.76	Added and Omitted Taxes		33,161.22	
Fire Protection	114,800.00	Prior Years Surplus Appropriated		Total Taxes Levied		6,002,482.62	
Police Protection	633,364.54	TOTAL REVENUES	6,553,750.76	1968 TAXES COLLECTED		5,573,014.84	
Civil Defense & Disaster Control	500.00			1968 Taxes Cancelled, Abated or Adjusted		35,288.20	
Environmental Inspection & Control	17,500.00			Transfer To Tax Title Liens		1,011.06	
Other Public Safety				Balance Outstanding Dec. 31, 1968		406,760.71	
PUBLIC WORKS		1968 REAL PROPERTY VALUATIONS - ASSESSED					
Streets and Drainage	206,405.00	Code Class %		PRIOR YEARS TAXES OUTSTANDING			
Sewers and Sewage Processing	331,195.00	1 Vacant Land 5.01	12,193,495.00	Balance January 1, 1968		299,865.65	
Garbage and Trash Disposal	114,200.00	2 Residential 39.22	95,498,995.00	Collected in 1968		224,844.62	
Public Buildings and Grounds	61,000.00	3 Farm		Cancelled, Abated or Adjusted (1968)		2,609.01	
Other Public Works		4a Commercial 8.69	21,166,440.00	Transfers to Tax Title Liens			
HEALTH and WELFARE		4b Industrial 1.61	3,924,800.00	Balance December 31, 1968		72,412.02	
Health Services Except Environmental	52,500.00	4c Apartments 45.47	110,729,555.00				
Welfare-Public Assistance	15,650.00	Total Valuation 100.00	243,513,285.00	TAX TITLE LIENS OUTSTANDING			
Hospitals, Clinics, First Aid				Balance January 1, 1968		6,889.17	
Animal, Insect, & Rodent Control				Transfers From Taxes		1,011.06	
Other Welfare Services				Redeemed in 1968		1,462.73	
RECREATION and CONSERVATION				Cancelled, Abated or Adjusted (1968)			
Beaches and Boardwalks				Balance December 31, 1968		6,437.50	
Parks, Playgrounds, Shade Trees	110,200.00			PROPERTY ACQUIRED BY DEED OR FORECLOSURE			
Land Reclamation & Conservation				Balance January 1, 1968		15,270.00	
Other Recreational Services	4,300.00			Transfers From Liens		7,550.00	
EDUCATION (excluding schools)				Sale for Cash (1968)			
Libraries	57,000.00			Cancelled, Abated or Adjusted (1968)			
Other Educational Services	15,000.00			Balance December 31, 1968		7,720.00	
STATUTORY EXPENDITURES							
Pensions & F. I. C. A.	141,528.45			CURRENT FINANCES DECEMBER 31, 1968			
Employee Fringe Benefits	122,500.00			ASSETS			
Other Statutory Expenditures				Cash on Hand Dec. 31, 1968		326,302.89	
TOTAL MUNICIPAL FUNCTIONS	2,235,542.99			Taxes Receivable		479,172.73	
CAPITAL IMPROVEMENTS	64,539.08			Tax Title Liens		6,437.50	
DEBT SERVICE				Foreclosed Property		7,720.00	
Principal Payments	202,000.00			Emergencies & Other Deferred Charges		105,000.00	
Interest Payments	95,740.00			State Aid Receivable		35,294.00	
Other Debt Administration				Other Receivables		2,059.80	
DEFERRED CHARGES	153,877.93			Total		961,986.92	
SCHOOL, COUNTY, SPECIAL DISTRICT TAXES	3,713,691.40			LIABILITIES			
RESERVE FOR UNCOLLECTED TAXES	402,330.00			Cash Liabilities		339,760.52	
				Reserves For Receivables		495,390.03	
TOTAL EXPENDITURES	6,867,721.40			Surplus on Hand Dec. 31, 1968		126,836.37	
				Total		961,986.92	

1965		FRANKFORD TWP		PER CAPITA:		PER CENT:	
Population 1960	2,170	Net Valuation Taxable	15,932,624	TAX RATE:		Gross Debt	508.51
Population 1968	2,560	State Equalized Value	35,453,101	General Rate Per \$100.		Net Debt	4.44
		Net Valuation on Which County Taxes		Effective Tax Rate		Debt Service	
Moody Rating		are apportioned:	33,051,552	General Rate		Total Tax Levy	351.70
Land Area 34.80 Sq. Miles		State Equalization Ratio	.4494	Municipal Functions		Municipal Functions	165.15
							or Adjusted .15
1968 EXPENDITURES		1968 REVENUES		1968 PROPERTY TAX			
GENERAL GOVERNMENT		1968 Property Taxes Collected		779,534.78		Local District School Taxes	
Governing Body & Public Boards		1968 Payments in Lieu of Taxes				Regional & Consolidated School Taxes	
Municipal Clerk		Delinquent Tax & Lien Collections		91,328.75		School Taxes in Municipal Budget	
Financial Administration	6,000.00	Business Personalty Replacement Taxes		37,469.00		County Taxes	235,069.15
Assessment of Taxes	10,320.00	Taxes from Public Utilities		45,550.85		County Library Taxes	11,617.11
Collection of Taxes	11,120.00	Other Miscellaneous Tax Revenues				Local Municipal Purpose Taxes	125,610.10
Planning, Housing & Development	4,300.00	State Aid Revenues		6,941.09		Veteran & Senior Citizen Taxes	15,640.00
Elections		Federal Aid Revenues				Total Taxes for Rate Computation	909,261.55
General Administration (other)	24,925.00	Sale of Acquired Property				Special District Taxes	
JUDICIARY		Other Miscellaneous Revenues		24,865.26		Bank Stock Taxes	80.81
Municipal Courts	2,250.00	Total 1968 Revenues		985,689.73		Added and Omitted Taxes	6,650.10
PUBLIC SAFETY		Prior Years Surplus Appropriated		130,000.00		Total Taxes Levied	900,352.46
Fire Protection	7,000.00	TOTAL REVENUES		1,115,689.73		1968 TAXES COLLECTED	779,534.78
Police Protection	3,000.00	1968 REAL PROPERTY VALUATIONS - ASSESSED				1968 Taxes Cancelled, Abated or Adjusted	1,354.70
Civil Defense & Disaster Control	1,100.00					Transfer To Tax Title Liens	4,260.21
Environmental Inspection & Control	1,100.00					Balance Outstanding Dec. 31, 1968	115,179.56
Other Public Safety							
PUBLIC WORKS							
Streets and Drainage	126,746.39						
Sewers and Sewage Processing							
Garbage and Trash Disposal	3,600.00						
Public Buildings and Grounds	2,950.00						
Other Public Works	1,000.00						
HEALTH and WELFARE							
Health Services Except Environmental	4,200.00						
Welfare-Public Assistance	1,800.00						
Hospitals, Clinics, First Aid	2,200.00						
Animal, Insect, & Rodent Control	1,400.00						
Other Welfare Services							
RECREATION and CONSERVATION							
Beaches and Boardwalks							
Parks, Playgrounds, Shade Trees							
Land Reclamation & Conservation							
Other Recreational Services	600.00						
EDUCATION (excluding schools)							
Libraries							
Other Educational Services							
STATUTORY EXPENDITURES							
Pensions & F. I. C. A.	6,110.00						
Employee Fringe Benefits	2,700.00						
Other Statutory Expenditures							
TOTAL MUNICIPAL FUNCTIONS	224,421.39						
CAPITAL IMPROVEMENTS	2,000.00						
DEBT SERVICE							
Principal Payments							
Interest Payments							
Other Debt Administration							
DEFERRED CHARGES	83,323.61						
SCHOOL, COUNTY, SPECIAL DISTRICT TAXES	768,011.45						
RESERVE FOR UNCOLLECTED TAXES	113,054.91						
TOTAL EXPENDITURES	1,190,811.36						

1906		FRANKLIN BORO				PER CAPITA:		PER CENT:		
Population 1960	3,624	Net Valuation Taxable	16,805,659	TAX RATE:		Gross Debt	128.18	Gross Debt	3.69	
Population 1968	4,240	State Equalized Value	15,852,899	General Rate Per \$100.		Net Debt	14.97	Net Debt	.43	
		Net Valuation on Which County Taxes		Effective Tax Rate		Debt Service	.07	Tax Levy Collected	91.01	
Moody Rating		are apportioned:	15,799,127	General Rate		Total Tax Levy	133.41	Tax Levy Cancelled, Abated		
Land Area	4.40 Sq. Miles	State Equalization Ratio	1.0601	Municipal Functions		Municipal Functions	89.39	or Adjusted	.08	
1968 EXPENDITURES		1968 REVENUES		1968 PROPERTY TAX						
GENERAL GOVERNMENT		1968 Property Taxes Collected		514,816.94		Local District School Taxes				359,175.50
Governing Body & Public Boards		1968 Payments in Lieu of Taxes				Regional & Consolidated School Taxes				
Municipal Clerk		Delinquent Tax & Lien Collections		64,598.42		School Taxes in Municipal Budget				
Financial Administration		8,100.00	Business Personalty Replacement Taxes	36,354.00		County Taxes				112,277.60
Assessment of Taxes		4,400.00	Taxes from Public Utilities	60,786.49		County Library Taxes				5,548.74
Collection of Taxes		6,900.00	Other Miscellaneous Tax Revenues			Local Municipal Purpose Taxes				78,156.37
Planning, Housing & Development		4,250.00	State Aid Revenues	29,709.00		Veteran & Senior Citizen Taxes				27,290.00
Elections		1,275.00	Federal Aid Revenues			Total Taxes for Rate Computation				582,448.21
General Administration (other)		32,260.00	Sale of Acquired Property			Special District Taxes				
JUDICIARY			Other Miscellaneous Revenues	45,579.73		Bank Stock Taxes				4,343.83
Municipal Courts		4,100.00	Total 1968 Revenues	751,844.58		Added and Omitted Taxes				6,168.37
PUBLIC SAFETY			Prior Years Surplus Appropriated	95,000.00		Total Taxes Levied				565,670.41
Fire Protection		12,725.00	TOTAL REVENUES	846,844.58		1968 TAXES COLLECTED				514,816.94
Police Protection		41,149.00	1968 REAL PROPERTY VALUATIONS - ASSESSED			1968 Taxes Cancelled, Abated or Adjusted				488.64
Civil Defense & Disaster Control		680.00	Code	Class	%	Transfer To Tax Title Liens				1,895.06
Environmental Inspection & Control		1,300.00	1	Vacant Land	4.39	Balance Outstanding Dec. 31, 1968				46,306.50
Other Public Safety			2	Residential	62.49	PRIOR YEARS TAXES OUTSTANDING				
PUBLIC WORKS			3	Farm	1.86	Balance January 1, 1968				59,641.60
Streets and Drainage		85,800.00	4a	Commercial	24.97	Collected in 1968				52,709.48
Sewers and Sewage Processing			4b	Industrial	5.81	Cancelled, Abated or Adjusted (1968)				1,649.57
Garbage and Trash Disposal		24,350.00	4c	Apartments	.46	Transfers to Tax Title Liens				
Public Buildings and Grounds		10,860.00	Total Valuation		99.98	Balance December 31, 1968				5,282.55
Other Public Works			CAPITAL DEBT AUTHORIZED, DECEMBER 31, 1968			TAX TITLE LIENS OUTSTANDING				
HEALTH and WELFARE			ISSUED AND UNISSUED		GROSS DEBT	Balance January 1, 1968				25,189.77
Health Services Except Environmental		3,550.00	School		275,000.00	Transfers From Taxes				1,895.06
Welfare-Public Assistance		600.00	Self-liquidating		205,000.00	Redeemed in 1968				11,888.94
Hospitals, Clinics, First Aid			Other		63,500.00	Cancelled, Abated or Adjusted (1968)				4,559.82
Animal, Insect, & Rodent Control		50.00	Total		543,500.00	Balance December 31, 1968				10,636.07
Other Welfare Services			ISSUED AND OUTSTANDING			PROPERTY ACQUIRED BY DEED OR FORECLOSURE				
RECREATION and CONSERVATION			School		275,000.00	Balance January 1, 1968				
Beaches and Boardwalks			Self-liquidating		175,000.00	Transfers From Liens				10,375.00
Parks, Playgrounds, Shade Trees			Other			Sale for Cash (1968)				
Land Reclamation & Conservation			Total		450,000.00	Cancelled, Abated or Adjusted (1968)				
Other Recreational Services		13,700.00	EQUALIZED VALUATION BASIS		14,694,754.33	Balance December 31, 1968				10,375.00
EDUCATION (excluding schools)			1968 CAPITAL OUTLAY		176,457.75	CURRENT FINANCES DECEMBER 31, 1968				
Libraries			Beaches and Boardwalks			ASSETS				
Other Educational Services			Parks and Playgrounds			Cash on Hand Dec. 31, 1968				192,863.42
STATUTORY EXPENDITURES			Public Buildings and Grounds		41,537.71	Taxes Receivable				51,589.05
Pensions & F. I. C. A.		16,600.00	Vehicular Equipment		36,000.00	Tax Title Liens				10,636.07
Employee Fringe Benefits		9,750.00	Streets, Roads, Sidewalks, Storm Sewers			Foreclosed Property				10,375.00
Other Statutory Expenditures			Sewer System			Emergencies & Other Deferred Charges				4,000.00
TOTAL MUNICIPAL FUNCTIONS		282,399.00	Water System		96,840.04	State Aid Receivable				52,410.66
CAPITAL IMPROVEMENTS		10,000.00	Other Utilities			Other Receivables				5,000.00
DEBT SERVICE			Hospitals and Clinics			Total				326,874.20
Principal Payments			Garbage and Trash Disposal Facilities			LIABILITIES				
Interest Payments		300.00	Health Equipment			Cash Liabilities				68,713.33
Other Debt Administration			Library and Education Facilities			Reserves For Receivables				77,600.12
DEFERRED CHARGES		23,158.09	Conservation and Recreation			Surplus on Hand Dec. 31, 1968				180,560.75
SCHOOL, COUNTY, SPECIAL DISTRICT TAXES		477,001.84	Other Expenditures		2,080.00	Total				326,874.20
RESERVE FOR UNCOLLECTED TAXES		63,181.11								
TOTAL EXPENDITURES		856,040.04								

3805			FRANKLIN TWP		PER CAPITA:		PER CENT:	
Population 1960	7,451	Net Valuation Taxable	9,433,350	TAX RATE:	Gross Debt	213.36	Gross Debt	5.89
Population 1968	8,921	State Equalized Value	34,446,134	General Rate Per \$100.	Net Debt	21.93	Net Debt	.60
		Net Valuation on Which County Taxes		Effective Tax Rate	Debt Service	.02	Tax Levy Collected	88.18
Moody Rating		are apportioned:	34,399,185	General Rate	Total Tax Levy	141.62	Tax Levy Cancelled, Abated	
Land Area	54.13 Sq. Miles	State Equalization Ratio	.2729	Municipal Functions	Municipal Functions	62.88	or Adjusted	.37
1968 EXPENDITURES		1968 REVENUES		1968 PROPERTY TAX				
GENERAL GOVERNMENT								
Governing Body & Public Boards	2,700.00	1968 Property Taxes Collected		1,114,038.97		Local District School Taxes		375,697.32
Municipal Clerk	5,500.00	1968 Payments in Lieu of Taxes				Regional & Consolidated School Taxes		498,643.93
Financial Administration	9,000.00	Delinquent Tax & Lien Collections		133,330.57		School Taxes in Municipal Budget		
Assessment of Taxes	16,400.00	Business Personalty Replacement Taxes		21,430.00		County Taxes		189,421.33
Collection of Taxes	19,650.00	Taxes from Public Utilities		139,505.21		County Library Taxes		
Planning, Housing & Development	8,600.00	Other Miscellaneous Tax Revenues				Local Municipal Purpose Taxes		163,344.57
Elections	350.00	State Aid Revenues		38,256.80		Veteran & Senior Citizen Taxes		54,740.00
General Administration (other)	46,000.00	Federal Aid Revenues				Total Taxes for Rate Computation		1,281,847.15
JUDICIARY		Sale of Acquired Property		16,085.00		Special District Taxes		23,890.00
Municipal Courts	6,700.00	Other Miscellaneous Revenues		51,912.22		Bank Stock Taxes		1,019.38
PUBLIC SAFETY		Total 1968 Revenues		1,514,558.77		Added and Omitted Taxes		11,276.46
Fire Protection		Prior Years Surplus Appropriated		43,000.00		Total Taxes Levied		1,263,292.99
Police Protection	35,300.00	TOTAL REVENUES		1,557,558.77		1968 TAXES COLLECTED		1,114,038.97
Civil Defense & Disaster Control	900.00					1968 Taxes Cancelled, Abated or Adjusted		4,777.71
Environmental Inspection & Control	3,200.00	1968 REAL PROPERTY VALUATIONS - ASSESSED				Transfer To Tax Title Liens		12,344.65
Other Public Safety						Balance Outstanding Dec. 31, 1968		132,131.66
PUBLIC WORKS								
Streets and Drainage	154,350.00					PRIOR YEARS TAXES OUTSTANDING		
Sewers and Sewage Processing						Balance January 1, 1968		128,236.51
Garbage and Trash Disposal	2,900.00					Collected in 1968		120,585.81
Public Buildings and Grounds	7,100.00					Cancelled, Abated or Adjusted (1968)		1,273.94
Other Public Works						Transfers to Tax Title Liens		6,042.52
HEALTH and WELFARE						Balance December 31, 1968		334.24
Health Services Except Environmental	7,100.00							
Welfare-Public Assistance	7,100.00					TAX TITLE LIENS OUTSTANDING		
Hospitals, Clinics, First Aid						Balance January 1, 1968		30,216.20
Animal, Insect, & Rodent Control	1,100.00					Transfers From Taxes		19,651.37
Other Welfare Services						Redeemed in 1968		12,744.76
RECREATION and CONSERVATION						Cancelled, Abated or Adjusted (1968)		
Beaches and Boardwalks						Balance December 31, 1968		37,122.81
Parks, Playgrounds, Shade Trees	3,900.00					PROPERTY ACQUIRED BY DEED OR FORECLOSURE		
Land Reclamation & Conservation						Balance January 1, 1968		32,865.00
Other Recreational Services	125.00					Transfers From Liens		
EDUCATION (excluding schools)						Sale for Cash (1968)		16,085.00
Libraries	4,375.00					Cancelled, Abated or Adjusted (1968)		
Other Educational Services						Balance December 31, 1968		16,780.00
STATUTORY EXPENDITURES								
Pensions & F. I. C. A.	14,800.00					CURRENT FINANCES DECEMBER 31, 1968		
Employee Fringe Benefits	3,500.00					ASSETS		
Other Statutory Expenditures						Cash on Hand Dec. 31, 1968		240,750.89
TOTAL MUNICIPAL FUNCTIONS	360,650.00					Taxes Receivable		132,465.90
CAPITAL IMPROVEMENTS	2,700.00					Tax Title Liens		37,122.81
DEBT SERVICE						Foreclosed Property		16,780.00
Principal Payments						Emergencies & Other Deferred Charges		
Interest Payments	200.00					State Aid Receivable		64,549.00
Other Debt Administration						Other Receivables		995.80
DEFERRED CHARGES	15,500.00					Total		492,664.40
SCHOOL, COUNTY, SPECIAL DISTRICT TAXES	1,087,652.58					LIABILITIES		
RESERVE FOR UNCOLLECTED TAXES	181,910.95					Cash Liabilities		154,100.14
						Reserves For Receivables		187,364.51
TOTAL EXPENDITURES	1,648,613.53					Surplus on Hand Dec. 31, 1968		151,199.75
						Total		492,664.40

1010

Population 1960 1,777
Population 1968 2,120

Moody Rating
Land Area 23.30 Sq. Miles

Net Valuation Taxable 19,472,109
State Equalized Value 17,364,106
Net Valuation on Which County Taxes
are apportioned: 19,248,302
State Equalization Ratio 1.1214

FRANKLIN TWP

TAX RATE:
General Rate Per \$100. 2.46
Effective Tax Rate
General Rate 2.75
Municipal Functions .92

PER CAPITA:

Gross Debt 442.56
Net Debt 19.18
Debt Service .26
Total Tax Levy 218.48
Municipal Functions 75.35

PER CENT:

Gross Debt 5.76
Net Debt .24
Tax Levy Collected 94.35
Tax Levy Cancelled, Abated
or Adjusted .15

1968 EXPENDITURES		1968 REVENUES		1968 PROPERTY TAX	
GENERAL GOVERNMENT		1968 Property Taxes Collected 437,046.81		Local District School Taxes 165,104.00	
Governing Body & Public Boards		1968 Payments in Lieu of Taxes		Regional & Consolidated School Taxes	149,692.74
Municipal Clerk		Delinquent Tax & Lien Collections	28,719.73	School Taxes in Municipal Budget	
Financial Administration	3,150.00	Business Personalty Replacement Taxes	17,717.00	County Taxes	89,626.73
Assessment of Taxes	3,200.00	Taxes from Public Utilities	22,971.83	County Library Taxes	3,223.06
Collection of Taxes	2,200.00	Other Miscellaneous Tax Revenues		Local Municipal Purpose Taxes	53,756.91
Planning, Housing & Development	1,850.00	State Aid Revenues	17,927.00	Veteran & Senior Citizen Taxes	15,820.00
Elections		Federal Aid Revenues		Total Taxes for Rate Computation	477,223.44
General Administration (other)	14,050.00	Sale of Acquired Property		Special District Taxes	
JUDICIARY		Other Miscellaneous Revenues	8,969.62	Bank Stock Taxes	125.00
Municipal Courts	900.00	Total 1968 Revenues	533,351.99	Added and Omitted Taxes	1,655.17
PUBLIC SAFETY		Prior Years Surplus Appropriated	20,000.00	Total Taxes Levied	463,183.61
Fire Protection	3,000.00	TOTAL REVENUES	553,351.99	1968 TAXES COLLECTED	437,046.81
Police Protection	2,750.00			1968 Taxes Cancelled, Abated or Adjusted	728.77
Civil Defense & Disaster Control	200.00			Transfer To Tax Title Liens	
Environmental Inspection & Control	1,200.00			Balance Outstanding Dec. 31, 1968	25,408.03
Other Public Safety					
PUBLIC WORKS		1968 REAL PROPERTY VALUATIONS - ASSESSED			
Streets and Drainage	71,450.00	Code	Class	%	
Sewers and Sewage Processing		1	Vacant Land	3.64	646,900.00
Garbage and Trash Disposal		2	Residential	46.86	8,328,925.00
Public Buildings and Grounds		3	Farm	39.37	6,997,325.00
Other Public Works		4a	Commercial	8.30	1,475,700.00
HEALTH and WELFARE		4b	Industrial	1.70	301,550.00
Health Services Except Environmental	700.00	4c	Apartments	.13	23,500.00
Welfare-Public Assistance	900.00	Total Valuation	100.00	17,773,900.00	
Hospitals, Clinics, First Aid					
Animal, Insect, & Rodent Control		CAPITAL DEBT AUTHORIZED, DECEMBER 31, 1968			
Other Welfare Services		ISSUED AND UNISSUED	GROSS DEBT	NET DEBT	
RECREATION and CONSERVATION		School	938,238.46	40,662.40	TAX TITLE LIENS OUTSTANDING
Beaches and Boardwalks		Self-liquidating			Balance January 1, 1968
Parks, Playgrounds, Shade Trees		Other			Transfers From Taxes
Land Reclamation & Conservation		Total	938,238.46	40,662.40	Redeemed in 1968
Other Recreational Services					Cancelled, Abated or Adjusted (1968)
EDUCATION (excluding schools)		ISSUED AND OUTSTANDING			Balance December 31, 1968
Libraries		School		168,251.89	PROPERTY ACQUIRED BY DEED OR FORECLOSURE
Other Educational Services		Self-liquidating			Balance January 1, 1968
STATUTORY EXPENDITURES		Other			Transfers From Liens
Pensions & F. I. C. A.	2,800.00	Total		168,251.89	Sale for Cash (1968)
Employee Fringe Benefits	350.00				Cancelled, Abated or Adjusted (1968)
Other Statutory Expenditures		EQUALIZED VALUATION BASIS		16,277,920.00	Balance December 31, 1968
TOTAL MUNICIPAL FUNCTIONS	108,700.00	1968 CAPITAL OUTLAY		2,435.00	CURRENT FINANCES DECEMBER 31, 1968
CAPITAL IMPROVEMENTS	14,000.00	Beaches and Boardwalks			ASSETS
DEBT SERVICE		Parks and Playgrounds			Cash on Hand Dec. 31, 1968
Principal Payments		Public Buildings and Grounds			Taxes Receivable
Interest Payments	565.00	Vehicular Equipment		2,435.00	Tax Title Liens
Other Debt Administration		Streets, Roads, Sidewalks, Storm Sewers			Foreclosed Property
DEFERRED CHARGES	1,500.00	Sewer System			Emergencies & Other Deferred Charges
SCHOOL, COUNTY, SPECIAL DISTRICT TAXES	407,646.53	Water System			State Aid Receivable
RESERVE FOR UNCOLLECTED TAXES	34,985.91	Other Utilities			Other Receivables
		Hospitals and Clinics			Total
		Garbage and Trash Disposal Facilities			218,741.75
		Health Equipment			LIABILITIES
		Library and Education Facilities			Cash Liabilities
		Conservation and Recreation			Reserves For Receivables
		Other Expenditures			Surplus on Hand Dec. 31, 1968
TOTAL EXPENDITURES	567,397.44				Total
					218,741.75

1808		FRANKLIN TWP			PER CAPITA:		PER CENT:	
Population 1960	19,858	Net Valuation Taxable	91,519,375	TAX RATE:	Gross Debt	425.90	Gross Debt	6.80
Population 1968	30,550	State Equalized Value	215,694,968	General Rate Per \$100.	Net Debt	64.28	Net Debt	1.02
		Net Valuation on Which County Taxes		Effective Tax Rate	Debt Service	2.36	Tax Levy Collected	92.73
Moody Rating	BAA	are apportioned:	190,085,850	General Rate	Total Tax Levy	230.76	Tax Levy Cancelled, Abated	
Land Area	46.40 Sq. Miles	State Equalization Ratio	.4243	Municipal Functions	Municipal Functions	81.72	or Adjusted	1.49
1968 EXPENDITURES		1968 REVENUES		1968 PROPERTY TAX				
GENERAL GOVERNMENT								
Governing Body & Public Boards	2,785.00	1968 Property Taxes Collected		6,537,763.62		Local District School Taxes		
Municipal Clerk		1968 Payments in Lieu of Taxes		1,000.00		Regional & Consolidated School Taxes		
Financial Administration	32,901.00	Delinquent Tax & Lien Collections		370,751.35		School Taxes in Municipal Budget		
Assessment of Taxes	25,879.00	Business Personalty Replacement Taxes		72,041.00		County Taxes		
Collection of Taxes	37,725.00	Taxes from Public Utilities		462,318.45		County Library Taxes		
Planning, Housing & Development	41,916.00	Other Miscellaneous Tax Revenues				Local Municipal Purpose Taxes		
Elections	2,427.00	State Aid Revenues		43,427.75		Veteran & Senior Citizen Taxes		
General Administration (other)	194,114.00	Federal Aid Revenues				Total Taxes for Rate Computation		
JUDICIARY		Sale of Acquired Property		6,456.26		Special District Taxes		
Municipal Courts	11,352.00	Other Miscellaneous Revenues		305,084.17		Bank Stock Taxes		
PUBLIC SAFETY		Total 1968 Revenues		7,798,842.60		Added and Omitted Taxes		
Fire Protection	40,850.00	Prior Years Surplus Appropriated		151,000.00		Total Taxes Levied		
Police Protection	371,533.00	TOTAL REVENUES		7,949,842.60		1968 TAXES COLLECTED		
Civil Defense & Disaster Control	7,745.00					1968 Taxes Cancelled, Abated or Adjusted		
Environmental Inspection & Control	40,235.00					Transfer To Tax Title Liens		
Other Public Safety						Balance Outstanding Dec. 31, 1968		
PUBLIC WORKS		1968 REAL PROPERTY VALUATIONS - ASSESSED						
Streets and Drainage	395,015.00	Code	Class	%		PRIOR YEARS TAXES OUTSTANDING		
Sewers and Sewage Processing		1	Vacant Land	7.13	6,428,950.00	Balance January 1, 1968		
Garbage and Trash Disposal		2	Residential	72.64	65,515,700.00	Collected in 1968		
Public Buildings and Grounds	109,758.00	3	Farm	7.35	6,630,450.00	Cancelled, Abated or Adjusted (1968)		
Other Public Works		4a	Commercial	6.15	5,542,675.00	Transfers to Tax Title Liens		
HEALTH and WELFARE		4b	Industrial	3.50	3,152,750.00	Balance December 31, 1968		
Health Services Except Environmental	52,427.00	4c	Apartments	3.24	2,921,000.00			
Welfare-Public Assistance	53,822.00	Total Valuation		100.00	90,191,525.00			
Hospitals, Clinics, First Aid	3,000.00	CAPITAL DEBT AUTHORIZED, DECEMBER 31, 1968				TAX TITLE LIENS OUTSTANDING		
Animal, Insect, & Rodent Control		ISSUED AND UNISSUED	GROSS DEBT	NET DEBT		Balance January 1, 1968		
Other Welfare Services		School	8,905,000.00			Transfers From Taxes		
RECREATION and CONSERVATION		Self-liquidating	940,000.00			Redeemed in 1968		
Beaches and Boardwalks		Other	3,166,498.64	970,380.19		Cancelled, Abated or Adjusted (1968)		
Parks, Playgrounds, Shade Trees	47,097.00	Total	13,011,498.64	970,380.19		Balance December 31, 1968		
Land Reclamation & Conservation		ISSUED AND OUTSTANDING				PROPERTY ACQUIRED BY DEED OR FORECLOSURE		
Other Recreational Services	46,965.00	School		8,905,000.00		Balance January 1, 1968		
EDUCATION (excluding schools)		Self-liquidating		932,000.00		Transfers From Liens		
Libraries	14,330.00	Other		1,428,000.00		Sale for Cash (1968)		
Other Educational Services		Total		11,265,000.00		Cancelled, Abated or Adjusted (1968)		
STATUTORY EXPENDITURES		EQUALIZED VALUATION BASIS		191,164,528.00		Balance December 31, 1968		
Pensions & F. I. C. A.	81,850.00	1968 CAPITAL OUTLAY		114,389.78		CURRENT FINANCES DECEMBER 31, 1968		
Employee Fringe Benefits	9,710.00	Beaches and Boardwalks				ASSETS		
Other Statutory Expenditures		Parks and Playgrounds				Cash on Hand Dec. 31, 1968		
TOTAL MUNICIPAL FUNCTIONS		Public Buildings and Grounds				Taxes Receivable		
CAPITAL IMPROVEMENTS	1,623,436.00	Vehicular Equipment				Tax Title Liens		
DEBT SERVICE	101,000.00	Streets, Roads, Sidewalks, Storm Sewers		15,285.29		Foreclosed Property		
Principal Payments	16,000.00	Sewer System		48,999.77		Emergencies & Other Deferred Charges		
Interest Payments	56,244.93	Water System		50,104.72		State Aid Receivable		
Other Debt Administration		Other Utilities				Other Receivables		
DEFERRED CHARGES	84,759.67	Hospitals and Clinics				Total		
SCHOOL, COUNTY, SPECIAL DISTRICT TAXES	5,533,307.30	Garbage and Trash Disposal Facilities				LIABILITIES		
RESERVE FOR UNCOLLECTED TAXES	615,111.33	Health Equipment				Cash Liabilities		
TOTAL EXPENDITURES		Library and Education Facilities				Reserves For Receivables		
		Conservation and Recreation				Surplus on Hand Dec. 31, 1968		
		Other Expenditures				Total		

2105		FRANKLIN TWP				PER CAPITA:		PER CENT:	
Population 1960	1,729	Net Valuation Taxable	9,541,484	TAX RATE:		Gross Debt	372.53	Gross Debt	6.73
Population 1968	1,950	State Equalized Value	10,821,689	General Rate Per \$100.	3.56	Net Debt		Net Debt	
		Net Valuation on Which County Taxes		Effective Tax Rate		Debt Service		Tax Levy Collected	93.43
Moody Rating		are apportioned:	11,909,260	General Rate	3.13	Total Tax Levy	168.04	Tax Levy Cancelled, Abated	
Land Area	24.10 Sq. Miles	State Equalization Ratio	.8817	Municipal Functions	1.33	Municipal Functions	73.94	or Adjusted	.13
1968 EXPENDITURES		1968 REVENUES				1968 PROPERTY TAX			
GENERAL GOVERNMENT		1968 Property Taxes Collected				306,171.07			
Governing Body & Public Boards		1968 Payments in Lieu of Taxes				115,355.00			
Municipal Clerk		Delinquent Tax & Lien Collections				121,020.84			
Financial Administration		Business Personalty Replacement Taxes				88,339.56			
Assessment of Taxes		Taxes from Public Utilities				2,368.49			
Collection of Taxes		Other Miscellaneous Tax Revenues				9,220.00			
Planning, Housing & Development		State Aid Revenues				336,303.89			
Elections		Federal Aid Revenues				610.83			
General Administration (other)		Sale of Acquired Property				327,694.72			
JUDICIARY		Other Miscellaneous Revenues				306,171.07			
Municipal Courts		Total 1968 Revenues				430.76			
PUBLIC SAFETY		Prior Years Surplus Appropriated				24,161.69			
Fire Protection		TOTAL REVENUES				115,355.00			
Police Protection		1968 REAL PROPERTY VALUATIONS - ASSESSED				121,020.84			
Civil Defense & Disaster Control		Code				88,339.56			
Environmental Inspection & Control		Class				2,368.49			
Other Public Safety		%				9,220.00			
PUBLIC WORKS		1				336,303.89			
Streets and Drainage		2				610.83			
Sewers and Sewage Processing		3				327,694.72			
Garbage and Trash Disposal		4a				306,171.07			
Public Buildings and Grounds		4b				430.76			
Other Public Works		4c				24,161.69			
HEALTH and WELFARE		Total Valuation				115,355.00			
Health Services Except Environmental		99.99.				121,020.84			
Welfare-Public Assistance		CAPITAL DEBT AUTHORIZED, DECEMBER 31, 1968				88,339.56			
Hospitals, Clinics, First Aid		ISSUED AND UNISSUED				2,368.49			
Animal, Insect, & Rodent Control		School				9,220.00			
Other Welfare Services		Self-liquidating				336,303.89			
RECREATION and CONSERVATION		Other				610.83			
Beaches and Boardwalks		Total				327,694.72			
Parks, Playgrounds, Shade Trees		726,450.61				306,171.07			
Land Reclamation & Conservation		ISSUED AND OUTSTANDING				430.76			
Other Recreational Services		School				24,161.69			
EDUCATION (excluding schools)		Self-liquidating				115,355.00			
Libraries		Other				121,020.84			
Other Educational Services		Total				88,339.56			
STATUTORY EXPENDITURES		726,450.61				9,220.00			
Pensions & F. I. C. A.		EQUALIZED VALUATION BASIS				336,303.89			
Employee Fringe Benefits		10,784,617.33				610.83			
Other Statutory Expenditures		1968 CAPITAL OUTLAY				327,694.72			
TOTAL MUNICIPAL FUNCTIONS		Beaches and Boardwalks				306,171.07			
CAPITAL IMPROVEMENTS		Parks and Playgrounds				430.76			
DEBT SERVICE		Public Buildings and Grounds				24,161.69			
Principal Payments		Vehicular Equipment				115,355.00			
Interest Payments		Streets, Roads, Sidewalks, Storm Sewers				121,020.84			
Other Debt Administration		Sewer System				88,339.56			
DEFERRED CHARGES		Water System				9,220.00			
SCHOOL, COUNTY, SPECIAL DISTRICT TAXES		Other Utilities				336,303.89			
RESERVE FOR UNCOLLECTED TAXES		Hospitals and Clinics				610.83			
TOTAL EXPENDITURES		Garbage and Trash Disposal Facilities				327,694.72			
		Health Equipment				306,171.07			
		Library and Education Facilities				430.76			
		Conservation and Recreation				24,161.69			
		Other Expenditures				115,355.00			

0220
Population 1960 **3,316**
Population 1968 **6,260**

Moody Rating
Land Area **9.40** Sq. Miles

Net Valuation Taxable **75,837,000**
State Equalized Value **85,229,265**
Net Valuation on Which County Taxes
are apportioned: **84,657,415**
State Equalization Ratio **.8898**

FRANKLIN LAKES BORO
TAX RATE:
General Rate Per \$100. **2.67**
Effective Tax Rate
General Rate **2.37**
Municipal Functions **.89**

PER CAPITA:
Gross Debt **506.71**
Net Debt **7.40**
Debt Service **2.55**
Total Tax Levy **326.01**
Municipal Functions **121.75**

PER CENT:
Gross Debt **4.13**
Net Debt **.06**
Tax Levy Collected **96.87**
Tax Levy Cancelled, Abated
or Adjusted **.50**

1968 EXPENDITURES		1968 REVENUES		1968 PROPERTY TAX	
GENERAL GOVERNMENT		1968 Property Taxes Collected 1,977,186.31		Local District School Taxes 882,567.00	
Governing Body & Public Boards		1968 Payments in Lieu of Taxes		Regional & Consolidated School Taxes	561,680.00
Municipal Clerk		Delinquent Tax & Lien Collections	53,788.73	School Taxes in Municipal Budget	
Financial Administration		Business Personalty Replacement Taxes	27,797.00	County Taxes	299,082.41
Assessment of Taxes	10,640.00	Taxes from Public Utilities	188,201.85	County Library Taxes	
Collection of Taxes	16,910.00	Other Miscellaneous Tax Revenues		Local Municipal Purpose Taxes	246,847.43
Planning, Housing & Development	10,525.00	State Aid Revenues	2,877.00	Veteran & Senior Citizen Taxes	34,630.00
Elections	1,125.00	Federal Aid Revenues		Total Taxes for Rate Computation	2,024,806.84
General Administration (other)	81,450.00	Sale of Acquired Property		Special District Taxes	
JUDICIARY		Other Miscellaneous Revenues	95,478.42	Bank Stock Taxes	1,779.91
Municipal Courts	2,065.00	Total 1968 Revenues	2,345,329.31	Added and Omitted Taxes	48,924.45
PUBLIC SAFETY		Prior Years Surplus Appropriated	215,000.00	Total Taxes Levied	2,040,881.20
Fire Protection	21,490.00	TOTAL REVENUES	2,560,329.31	1968 TAXES COLLECTED	1,977,186.31
Police Protection	130,900.00			1968 Taxes Cancelled, Abated or Adjusted	10,216.49
Civil Defense & Disaster Control				Transfer To Tax Title Liens	1,108.05
Environmental Inspection & Control	9,360.00			Balance Outstanding Dec. 31, 1968	53,312.75
Other Public Safety					
PUBLIC WORKS		1968 REAL PROPERTY VALUATIONS - ASSESSED		PRIOR YEARS TAXES OUTSTANDING	
Streets and Drainage	46,677.00	Code	Class	Balance January 1, 1968	54,812.21
Sewers and Sewage Processing		1	Vacant Land 8.44	Collected in 1968	53,788.73
Garbage and Trash Disposal		2	Residential 86.03	Cancelled, Abated or Adjusted (1968)	39.93
Public Buildings and Grounds	19,650.00	3	Farm .58	Transfers to Tax Title Liens	983.55
Other Public Works		4a	Commercial 3.91	Balance December 31, 1968	
HEALTH and WELFARE		4b	Industrial 1.04		
Health Services Except Environmental		4c	Apartments		
Welfare-Public Assistance	1,125.00		Total Valuation 100.00	TAX TITLE LIENS OUTSTANDING	
Hospitals, Clinics, First Aid		CAPITAL DEBT AUTHORIZED, DECEMBER 31, 1968		Balance January 1, 1968	
Animal, Insect, & Rodent Control		ISSUED AND UNISSUED	GROSS DEBT	Transfers From Taxes	2,213.40
Other Welfare Services		School	3,113,637.05	Redeemed in 1968	
RECREATION and CONSERVATION		Self-liquidating	58,424.84	Cancelled, Abated or Adjusted (1968)	
Beaches and Boardwalks	725.00	Other	3,172,061.89	Balance December 31, 1968	2,213.40
Parks, Playgrounds, Shade Trees		Total		PROPERTY ACQUIRED BY DEED OR FORECLOSURE	
Land Reclamation & Conservation	7,549.00	ISSUED AND OUTSTANDING		Balance January 1, 1968	1,425.00
Other Recreational Services		School	3,051,841.93	Transfers From Liens	
EDUCATION (excluding schools)		Self-liquidating	11,224.84	Sale for Cash (1968)	
Libraries	26,000.00	Other	3,063,066.77	Cancelled, Abated or Adjusted (1968)	
Other Educational Services		Total		Balance December 31, 1968	1,425.00
STATUTORY EXPENDITURES		EQUALIZED VALUATION BASIS	76,797,315.67	CURRENT FINANCES DECEMBER 31, 1968	
Pensions & F. I. C. A.	20,800.00	1968 CAPITAL OUTLAY	103,360.97	ASSETS	
Employee Fringe Benefits		Beaches and Boardwalks		Cash on Hand Dec. 31, 1968	567,965.66
Other Statutory Expenditures		Parks and Playgrounds		Taxes Receivable	53,312.75
TOTAL MUNICIPAL FUNCTIONS	406,991.00	Public Buildings and Grounds	32,889.52	Tax Title Liens	2,213.40
CAPITAL IMPROVEMENTS	200,000.00	Vehicular Equipment	5.00	Foreclosed Property	1,425.00
DEBT SERVICE		Streets, Roads, Sidewalks, Storm Sewers	43,219.19	Emergencies & Other Deferred Charges	
Principal Payments	15,000.00	Sewer System		State Aid Receivable	
Interest Payments	1,000.00	Water System		Other Receivables	803.43
Other Debt Administration		Other Utilities		Total	625,720.24
DEFERRED CHARGES		Hospitals and Clinics		LIABILITIES	
SCHOOL, COUNTY, SPECIAL DISTRICT TAXES	1,743,329.41	Garbage and Trash Disposal Facilities		Cash Liabilities	86,866.66
RESERVE FOR UNCOLLECTED TAXES	139,200.34	Health Equipment		Reserves For Receivables	57,754.58
TOTAL EXPENDITURES	2,505,520.75	Library and Education Facilities	21,359.61	Surplus on Hand Dec. 31, 1968	481,099.00
		Conservation and Recreation	5,887.65	Total	625,720.24
		Other Expenditures			

1907		FREDON TWP			PER CAPITA:		PER CENT:	
Population 1960	804	Net Valuation Taxable	8,227,522	TAX RATE:	Gross Debt	376.51	Gross Debt	4.64
Population 1968	1,320	State Equalized Value	12,106,418	General Rate Per \$100.	Net Debt	133.26	Net Debt	1.64
		Net Valuation on Which County Taxes are apportioned:	11,628,327	Effective Tax Rate	Debt Service		Tax Levy Collected	88.44
Moody Rating		State Equalization Ratio	.6796	General Rate	Total Tax Levy	255.35	Tax Levy Cancelled, Abated or Adjusted	
Land Area	18.30 Sq. Miles			Municipal Functions	Municipal Functions	78.86		
1968 EXPENDITURES		1968 REVENUES		1968 PROPERTY TAX				
GENERAL GOVERNMENT		1968 Property Taxes Collected		298,122.04	Local District School Taxes		239,511.00	
Governing Body & Public Boards		1968 Payments in Lieu of Taxes			Regional & Consolidated School Taxes			
Municipal Clerk		Delinquent Tax & Lien Collections		25,263.46	School Taxes in Municipal Budget			
Financial Administration	1,367.74	Business Personalty Replacement Taxes		17,372.00	County Taxes		82,696.72	
Assessment of Taxes	2,800.00	Taxes from Public Utilities		24,248.14	County Library Taxes		4,086.88	
Collection of Taxes	1,660.00	Other Miscellaneous Tax Revenues:			Local Municipal Purpose Taxes		3,387.58	
Planning, Housing & Development	1,200.00	State Aid Revenues		5,600.00	Veteran & Senior Citizen Taxes		7,660.00	
Elections		Federal Aid Revenues			Total Taxes for Rate Computation		337,342.18	
General Administration (other)	12,839.13	Sale of Acquired Property			Special District Taxes			
JUDICIARY		Other Miscellaneous Revenues		4,540.07	Bank Stock Taxes			
Municipal Courts		Total 1968 Revenues		375,145.71	Added and Omitted Taxes		7,388.44	
PUBLIC SAFETY		Prior Years Surplus Appropriated		39,000.00	Total Taxes Levied		337,070.62	
Fire Protection	1,200.00	TOTAL REVENUES		414,145.71	1968 TAXES COLLECTED		298,122.04	
Police Protection	100.00	1968 REAL PROPERTY VALUATIONS - ASSESSED			1968 Taxes Cancelled, Abated or Adjusted			
Civil Defense & Disaster Control	100.00	Code Class %			Transfer To Tax Title Liens			
Environmental Inspection & Control	755.00	1 Vacant Land 6.04		490,000.00	Balance Outstanding Dec. 31, 1968		38,948.58	
Other Public Safety		2 Residential 64.13		5,198,450.00	PRIOR YEARS TAXES OUTSTANDING			
PUBLIC WORKS		3 Farm 21.51		1,744,300.00	Balance January 1, 1968		26,798.16	
Streets and Drainage	31,812.98	4a Commercial 3.78		306,800.00	Collected in 1968		25,104.38	
Sewers and Sewage Processing		4b Industrial 4.53		367,000.00	Cancelled, Abated or Adjusted (1968)			
Garbage and Trash Disposal	5,150.00	4c Apartments			Transfers to Tax Title Liens			
Public Buildings and Grounds		Total Valuation 99.99		8,106,550.00	Balance December 31, 1968		1,693.78	
Other Public Works		CAPITAL DEBT AUTHORIZED, DECEMBER 31, 1968			TAX TITLE LIENS OUTSTANDING			
HEALTH and WELFARE		ISSUED AND UNISSUED			Balance January 1, 1968		752.82	
Health Services Except Environmental	700.00	School		497,000.00	Transfers From Taxes			
Welfare-Public Assistance	1,125.00	Self-liquidating			Redeemed in 1968		159.08	
Hospitals, Clinics, First Aid	300.00	Other			Cancelled, Abated or Adjusted (1968)			
Animal, Insect, & Rodent Control		Total		497,000.00	Balance December 31, 1968		593.74	
Other Welfare Services		ISSUED AND OUTSTANDING			PROPERTY ACQUIRED BY DEED OR FORECLOSURE			
RECREATION and CONSERVATION		School		497,000.00	Balance January 1, 1968			
Beaches and Boardwalks		Self-liquidating			Transfers From Liens			
Parks, Playgrounds, Shade Trees		Other			Sale for Cash (1968)			
Land Reclamation & Conservation		Total		497,000.00	Cancelled, Abated or Adjusted (1968)			
Other Recreational Services		EQUALIZED VALUATION BASIS		10,702,801.33	Balance December 31, 1968			
EDUCATION (excluding schools)		1968 CAPITAL OUTLAY			CURRENT FINANCES DECEMBER 31, 1968			
Libraries		Beaches and Boardwalks			ASSETS			
Other Educational Services		Parks and Playgrounds			Cash on Hand Dec. 31, 1968		119,421.16	
STATUTORY EXPENDITURES		Public Buildings and Grounds			Taxes Receivable		40,642.36	
Pensions & F. I. C. A.	71.92	Vehicular Equipment			Tax Title Liens		593.74	
Employee Fringe Benefits		Streets, Roads, Sidewalks, Storm Sewers			Foreclosed Property			
Other Statutory Expenditures		Sewer System			Emergencies & Other Deferred Charges		1,756.77	
TOTAL MUNICIPAL FUNCTIONS	61,181.77	Water System			State Aid Receivable		16,986.00	
CAPITAL IMPROVEMENTS	1,000.00	Other Utilities			Other Receivables		1,404.80	
DEBT SERVICE		Hospitals and Clinics			Total		180,804.83	
Principal Payments		Garbage and Trash Disposal Facilities			LIABILITIES			
Interest Payments		Health Equipment			Cash Liabilities		44,584.46	
Other Debt Administration	919.02	Library and Education Facilities			Reserves For Receivables		42,640.90	
DEFERRED CHARGES		Conservation and Recreation			Surplus on Hand Dec. 31, 1968		93,579.47	
SCHOOL, COUNTY, SPECIAL DISTRICT TAXES	326,294.60	Other Expenditures			Total		180,804.83	
RESERVE FOR UNCOLLECTED TAXES	41,000.00							
TOTAL EXPENDITURES	430,395.39							

1315		FREEHOLD BORO.		PER CAPITA:		PER CENT:		
Population 1960	9,140	Net Valuation Taxable	53,431,952	TAX RATE:	Gross Debt	377.37	Gross Debt	8.30
Population 1968	11,190	State Equalized Value	55,513,716	General Rate Per \$100.	Net Debt	50.71	Net Debt	1.11
		Net Valuation on Which County Taxes		Effective Tax Rate	Debt Service	3.53	Tax Levy Collected	95.59
Moody Rating	BAA	are apportioned:	61,173,972	General Rate	Total Tax Levy	189.09	Tax Levy Cancelled, Abated	
Land Area	1.70 Sq. Miles	State Equalization Ratio	.9625	Municipal Functions	Municipal Functions	90.81	or Adjusted	.14
1968 EXPENDITURES		1968 REVENUES		1968 PROPERTY TAX				
GENERAL GOVERNMENT		1968 Property Taxes Collected		2,022,834.29		Local District School Taxes		734,088.16
Governing Body & Public Boards		1968 Payments In Lieu of Taxes				Regional & Consolidated School Taxes		452,940.32
Municipal Clerk		Delinquent Tax & Lien Collections		102,497.55		School Taxes in Municipal Budget		
Financial Administration		4,685.00	Business Personalty Replacement Taxes	122,861.00		County Taxes		359,565.66
Assessment of Taxes		5,415.00	Taxes from Public Utilities	100,203.28		County Library Taxes		
Collection of Taxes		12,450.00	Other Miscellaneous Tax Revenues			Local Municipal Purpose Taxes		545,834.71
Planning, Housing & Development		3,975.00	State Aid Revenues	14,950.76		Veteran & Senior Citizen Taxes		52,950.00
Elections		1,515.00	Federal Aid Revenues			Total Taxes for Rate Computation		2,145,378.85
General Administration (other)		76,718.34	Sale of Acquired Property			Special District Taxes		
JUDICIARY			Other Miscellaneous Revenues	59,061.29		Bank Stock Taxes		17,702.29
Municipal Courts		6,650.00	Total 1968 Revenues	2,422,408.17		Added and Omitted Taxes		5,821.97
PUBLIC SAFETY			Prior Years Surplus Appropriated	100,000.00		Total Taxes Levied		2,115,953.11
Fire Protection		26,630.00	TOTAL REVENUES	2,522,408.17		1968 TAXES COLLECTED		2,022,834.29
Police Protection		234,142.00	1968 REAL PROPERTY VALUATIONS - ASSESSED		1968 Taxes Cancelled, Abated or Adjusted		3,093.14	
Civil Defense & Disaster Control		100.00	Code	Class	%	Transfer To Tax Title Liens		5,901.86
Environmental Inspection & Control		1,625.00	1	Vacant Land	1.81	Balance Outstanding Dec. 31, 1968		87,770.66
Other Public Safety			2	Residential	64.06	PRIOR YEARS TAXES OUTSTANDING		
PUBLIC WORKS			3	Farm	.03	Balance January 1, 1968		129,817.12
Streets and Drainage		212,243.00	4a	Commercial	22.23	Collected in 1968		98,434.54
Sewers and Sewage Processing			4b	Industrial	6.43	Cancelled, Abated or Adjusted (1968)		
Garbage and Trash Disposal		23,200.00	4c	Apartments	5.44	Transfers to Tax Title Liens		1,238.66
Public Buildings and Grounds		30,400.00		Total Valuation	100.00	Balance December 31, 1968		30,143.92
Other Public Works			CAPITAL DEBT AUTHORIZED, DECEMBER 31, 1968		TAX TITLE LIENS OUTSTANDING			
HEALTH and WELFARE			ISSUED AND UNISSUED		GROSS DEBT	NET DEBT		
Health Services Except Environmental		13,060.00	School		3,022,850.37	Balance January 1, 1968		16,880.82
Welfare-Public Assistance		18,650.00	Self-liquidating		632,400.00	Transfers From Taxes		7,273.70
Hospitals, Clinics, First Aid		15,000.00	Other		567,525.00	Redeemed in 1968		4,063.01
Animal, Insect, & Rodent Control			Total		4,222,775.37	Cancelled, Abated or Adjusted (1968)		
Other Welfare Services			ISSUED AND OUTSTANDING			Balance December 31, 1968		20,091.51
RECREATION and CONSERVATION			School		1,695,420.75	PROPERTY ACQUIRED BY DEED OR FORECLOSURE		
Beaches and Boardwalks			Self-liquidating		560,000.00	Balance January 1, 1968		
Parks, Playgrounds, Shade Trees		20,300.00	Other		309,525.00	Transfers From Liens		
Land Reclamation & Conservation			Total		2,564,945.75	Sale for Cash (1968)		
Other Recreational Services		1,250.00	EQUALIZED VALUATION BASIS		50,876,140.33	Cancelled, Abated or Adjusted (1968)		
EDUCATION (excluding schools)			1968 CAPITAL OUTLAY		166,428.10	Balance December 31, 1968		
Libraries		21,211.00	Beaches and Boardwalks			CURRENT FINANCES DECEMBER 31, 1968		
Other Educational Services			Parks and Playgrounds		15,017.15	ASSETS		
STATUTORY EXPENDITURES			Public Buildings and Grounds			Cash on Hand Dec. 31, 1968		461,215.48
Pensions & F. I. C. A.		60,600.00	Vehicular Equipment		25,492.42	Taxes Receivable		117,914.58
Employee Fringe Benefits		3,350.00	Streets, Roads, Sidewalks, Storm Sewers			Tax Title Liens		20,091.51
Other Statutory Expenditures			Sewer System			Foreclosed Property		
TOTAL MUNICIPAL FUNCTIONS		793,169.34	Water System		124,818.53	Emergencies & Other Deferred Charges		12,271.33
CAPITAL IMPROVEMENTS		15,000.00	Other Utilities			State Aid Receivable		17,913.00
DEBT SERVICE			Hospitals and Clinics			Other Receivables		596.45
Principal Payments		29,047.31	Garbage and Trash Disposal Facilities			Total		630,002.35
Interest Payments		10,499.35	Health Equipment			LIABILITIES		
Other Debt Administration		7,500.00	Library and Education Facilities			Cash Liabilities		220,486.86
DEFERRED CHARGES			Conservation and Recreation			Reserves For Receivables		138,602.54
SCHOOL, COUNTY, SPECIAL DISTRICT TAXES		1,546,594.14	Other Expenditures		1,100.00	Surplus on Hand Dec. 31, 1968		270,912.95
RESERVE FOR UNCOLLECTED TAXES		161,000.00				Total		630,002.35
TOTAL EXPENDITURES		2,562,810.14						

1316
Population 1960 4,779
Population 1968 9,880

Moody Rating
Land Area 38.30 Sq. Miles

Net Valuation Taxable 71,966,069
State Equalized Value 81,658,991
Net Valuation on Which County Taxes
are apportioned: 82,558,574
State Equalization Ratio .8813

FREEHOLD TWP.
TAX RATE:
General Rate Per \$100. 3.77
Effective Tax Rate
General Rate 3.32
Municipal Functions 1.68

PER CAPITA:
Gross Debt 1,030.72
Net Debt 270.12
Debt Service 2.73
Total Tax Levy 279.90
Municipal Functions 89.75

PER CENT:
Gross Debt 14.41
Net Debt 3.77
Tax Levy Collected 95.23
Tax Levy Cancelled, Abated
or Adjusted

1968 EXPENDITURES		1968 REVENUES		1968 PROPERTY TAX	
GENERAL GOVERNMENT		1968 Property Taxes Collected		Local District School Taxes	
Governing Body & Public Boards		1968 Payments in Lieu of Taxes	2,633,759.83	Regional & Consolidated School Taxes	1,438,291.00
Municipal Clerk	11,610.00	Delinquent Tax & Lien Collections	102,407.17	School Taxes in Municipal Budget	538,377.08
Financial Administration	69,600.00	Business Personalty Replacement Taxes	73,455.00	County Taxes	482,248.94
Assessment of Taxes	22,810.00	Taxes from Public Utilities	190,690.32	County Library Taxes	17,393.92
Collection of Taxes	14,170.00	Other Miscellaneous Tax Revenues	10,077.00	Local Municipal Purpose Taxes	186,293.45
Planning, Housing & Development	1,690.00	State Aid Revenues		Veteran & Senior Citizen Taxes	48,890.00
Elections	87,530.00	Federal Aid Revenues		Total Taxes for Rate Computation	2,711,494.39
General Administration (other)	17,750.00	Sale of Acquired Property		Special District Taxes	
JUDICIARY		Other Miscellaneous Revenues	116,084.31	Bank Stock Taxes	106.55
Municipal Courts	39,900.00	Total 1968 Revenues	3,126,473.63	Added and Omitted Taxes	102,758.19
PUBLIC SAFETY		Prior Years Surplus Appropriated	323,500.00	Total Taxes Levied	2,765,469.13
Fire Protection	57,800.00	TOTAL REVENUES	3,449,973.63	1968 TAXES COLLECTED	2,633,759.83
Police Protection	1,130.00			1968 Taxes Cancelled, Abated or Adjusted	
Civil Defense & Disaster Control	19,460.00			Transfer To Tax Title Liens	
Environmental Inspection & Control	31,050.00			Balance Outstanding Dec. 31, 1968	131,709.30
Other Public Safety					
PUBLIC WORKS		1968 REAL PROPERTY VALUATIONS - ASSESSED			
Streets and Drainage	112,760.00	Code	Class	%	
Sewers and Sewage Processing		1	Vacant Land	9.59	
Garbage and Trash Disposal	2,500.00	2	Residential	61.74	6,797,005.00
Public Buildings and Grounds	12,100.00	3	Farm	6.10	43,765,495.00
Other Public Works		4a	Commercial	13.54	4,320,825.00
HEALTH and WELFARE		4b	Industrial	7.86	9,596,490.00
Health Services Except Environmental	5,850.00	4c	Apartments	1.19	5,569,550.00
Welfare-Public Assistance	4,400.00		Total Valuation	100.02	842,550.00
Hospitals, Clinics, First Aid					70,891,915.00
Animal, Insect, & Rodent Control		CAPITAL DEBT AUTHORIZED, DECEMBER 31, 1968			
Other Welfare Services		ISSUED AND UNISSUED	GROSS DEBT	NET DEBT	
RECREATION and CONSERVATION		School	7,889,019.85	2,564,377.63	
Beaches and Boardwalks		Self-liquidating	2,190,000.00	104,500.00	
Parks, Playgrounds, Shade Trees	320.00	Other	104,500.00	2,668,877.63	
Land Reclamation & Conservation		Total	10,183,519.85		
Other Recreational Services	7,500.00	ISSUED AND OUTSTANDING			
EDUCATION (excluding schools)		School		6,045,556.19	
Libraries		Self-liquidating		2,100,000.00	
Other Educational Services	100.00	Other		42,000.00	
STATUTORY EXPENDITURES		Total		8,187,556.19	
Pensions & F. I. C. A.	11,400.00	EQUALIZED VALUATION BASIS		70,654,679.00	
Employee Fringe Benefits	7,070.00	1968 CAPITAL OUTLAY		421,812.74	
Other Statutory Expenditures		Beaches and Boardwalks			
TOTAL MUNICIPAL FUNCTIONS	538,500.00	Parks and Playgrounds			
CAPITAL IMPROVEMENTS	65,000.00	Public Buildings and Grounds			
DEBT SERVICE		Vehicular Equipment	33,811.00		
Principal Payments	24,000.00	Streets, Roads, Sidewalks, Storm Sewers	11,707.50		
Interest Payments	3,000.00	Sewer System			
Other Debt Administration		Water System	343,304.24		
DEFERRED CHARGES	36,725.36	Other Utilities			
SCHOOL, COUNTY, SPECIAL DISTRICT TAXES	2,476,310.94	Hospitals and Clinics			
RESERVE FOR UNCOLLECTED TAXES	219,520.64	Garbage and Trash Disposal Facilities			
		Health Equipment			
		Library and Education Facilities			
		Conservation and Recreation			
TOTAL EXPENDITURES	3,363,056.94	Other Expenditures	32,990.00		

2106		FRELINGHUYSEN TWP			PER CAPITA:		PER CENT:	
Population 1960	845	Net Valuation Taxable	8,066,395	TAX RATE:	Gross Debt	44.21	Gross Debt	.38
Population 1968	950	State Equalized Value	11,234,533	General Rate Per \$100.	Net Debt		Net Debt	
		Net Valuation on Which County Taxes are apportioned:	12,025,853	Effective Tax Rate	Debt Service		Tax Levy Collected	87.04
Moody Rating		State Equalization Ratio	.7180	General Rate	Total Tax Levy	316.17	Tax Levy Cancelled, Abated or Adjusted	
Land Area	23.60 Sq. Miles			Municipal Functions	Municipal Functions	107.98		
1968 EXPENDITURES		1968 REVENUES		1968 PROPERTY TAX				
GENERAL GOVERNMENT		1968 Property Taxes Collected		261,462.11	Local District School Taxes	203,152.00		
Governing Body & Public Boards		1968 Payments in Lieu of Taxes			Regional & Consolidated School Taxes			
Municipal Clerk	2,100.00	Delinquent Tax & Lien Collections		33,004.34	School Taxes in Municipal Budget			
Financial Administration	1,824.66	Business Personalty Replacement Taxes		14,001.00	County Taxes	90,145.60		
Assessment of Taxes	2,006.32	Taxes from Public Utilities		27,272.90	County Library Taxes	2,391.69		
Collection of Taxes	214.00	Other Miscellaneous Tax Revenues		10,347.00	Local Municipal Purpose Taxes	2,670.37		
Planning, Housing & Development	7,760.02	State Aid Revenues			Veteran & Senior Citizen Taxes	5,120.00		
Elections		Federal Aid Revenues			Total Taxes for Rate Computation	303,479.66		
General Administration (other)		Sale of Acquired Property			Special District Taxes			
JUDICIARY		Other Miscellaneous Revenues		8,519.84	Bank Stock Taxes	2,009.00		
Municipal Courts		Total 1968 Revenues		354,607.19	Added and Omitted Taxes			
PUBLIC SAFETY		Prior Years Surplus Appropriated		39,000.00	Total Taxes Levied	300,368.66		
Fire Protection	600.00	TOTAL REVENUES		393,607.19	1968 TAXES COLLECTED	261,462.11		
Police Protection	150.00	1968 REAL PROPERTY VALUATIONS - ASSESSED			1968 Taxes Cancelled, Abated or Adjusted			
Civil Defense & Disaster Control	275.00	Code	Class	%	Transfer To Tax Title Liens			
Environmental Inspection & Control		1	Vacant Land	3.42	Balance Outstanding Dec. 31, 1968	38,906.55		
Other Public Safety		2	Residential	47.75				
PUBLIC WORKS		3	Farm	35.70	PRIOR YEARS TAXES OUTSTANDING			
Streets and Drainage	33,836.00	4a	Commercial	13.13	Balance January 1, 1968	37,548.29		
Sewers and Sewage Processing		4b	Industrial		Collected in 1968	32,982.14		
Garbage and Trash Disposal	1,012.94	4c	Apartments		Cancelled, Abated or Adjusted (1968)			
Public Buildings and Grounds		Total Valuation		8,026,000.00	Transfers to Tax Title Liens			
Other Public Works		CAPITAL DEBT AUTHORIZED, DECEMBER 31, 1968			Balance December 31, 1968	4,566.15		
HEALTH and WELFARE		ISSUED AND UNISSUED			TAX TITLE LIENS OUTSTANDING			
Health Services Except Environmental	438.00	GROSS DEBT		42,000.00	Balance January 1, 1968	2,909.96		
Welfare-Public Assistance	364.92	NET DEBT			Transfers From Taxes			
Hospitals, Clinics, First Aid	100.00	School			Redeemed in 1968	22.20		
Animal, Insect, & Rodent Control	540.19	Self-liquidating			Cancelled, Abated or Adjusted (1968)			
Other Welfare Services		Other			Balance December 31, 1968	2,887.76		
RECREATION and CONSERVATION		Total		42,000.00	PROPERTY ACQUIRED BY DEED OR FORECLOSURE			
Beaches and Boardwalks		ISSUED AND OUTSTANDING			Balance January 1, 1968			
Parks, Playgrounds, Shade Trees		School			Transfers From Liens			
Land Reclamation & Conservation	100.00	Self-liquidating			Sale for Cash (1968)			
Other Recreational Services		Other			Cancelled, Abated or Adjusted (1968)			
EDUCATION (excluding schools)		Total		42,000.00	Balance December 31, 1968			
Libraries		EQUALIZED VALUATION BASIS		11,893,421.33	CURRENT FINANCES DECEMBER 31, 1968			
Other Educational Services		1968 CAPITAL OUTLAY		1,698.43	ASSETS			
STATUTORY EXPENDITURES		Beaches and Boardwalks			Cash on Hand Dec. 31, 1968	131,301.30		
Pensions & F. I. C. A.	900.00	Parks and Playgrounds			Taxes Receivable	43,472.70		
Employee Fringe Benefits	725.00	Public Buildings and Grounds		1,698.43	Tax Title Liens	2,887.76		
Other Statutory Expenditures		Vehicular Equipment			Foreclosed Property			
TOTAL MUNICIPAL FUNCTIONS	52,947.05	Streets, Roads, Sidewalks, Storm Sewers			Emergencies & Other Deferred Charges	2,194.47		
CAPITAL IMPROVEMENTS	2,500.00	Sewer System			State Aid Receivable	32,650.73		
DEBT SERVICE		Water System			Other Receivables	677.89		
Principal Payments		Other Utilities			Total	213,184.85		
Interest Payments		Hospitals and Clinics			LIABILITIES			
Other Debt Administration	2,137.50	Garbage and Trash Disposal Facilities			Cash Liabilities	69,255.49		
DEFERRED CHARGES		Health Equipment			Reserves For Receivables	47,138.35		
SCHOOL, COUNTY, SPECIAL DISTRICT TAXES	295,689.29	Library and Education Facilities			Surplus on Hand Dec. 31, 1968	96,891.01		
RESERVE FOR UNCOLLECTED TAXES	45,000.00	Conservation and Recreation			Total	213,184.85		
TOTAL EXPENDITURES	398,273.84	Other Expenditures						

1011		FRENCHTOWN BORO				PER CAPITA:		PER CENT:	
Population 1960	1,340	Net Valuation Taxable	6,198,565	TAX RATE:		Gross Debt	428.35	Gross Debt	9.96
Population 1968	1,470	State Equalized Value	7,520,704	General Rate Per \$100.		Net Debt	6.12	Net Debt	.14
		Net Valuation on Which County Taxes		Effective Tax Rate		Debt Service	2.24	Tax Levy Collected	93.37
Moody Rating		are apportioned:	7,584,413	General Rate		Total Tax Levy	164.30	Tax Levy Cancelled, Abated	
Land Area	1.10 Sq. Miles	State Equalization Ratio	.8242	Municipal Functions		Municipal Functions	79.91	or Adjusted	
1968 EXPENDITURES		1968 REVENUES				1968 PROPERTY TAX			
GENERAL GOVERNMENT		1968 Property Taxes Collected				225,535.56			
Governing Body & Public Boards		1968 Payments in Lieu of Taxes				15,154.35			
Municipal Clerk		Delinquent Tax & Lien Collections				36,527.00			
Financial Administration		Business Personalty Replacement Taxes				11,813.02			
Assessment of Taxes		Taxes from Public Utilities				11,833.00			
Collection of Taxes		Other Miscellaneous Tax Revenues				11,833.00			
Planning, Housing & Development		State Aid Revenues				11,833.00			
Elections		Federal Aid Revenues				11,833.00			
General Administration (other)		Sale of Acquired Property				11,084.67			
JUDICIARY		Other Miscellaneous Revenues				11,084.67			
Municipal Courts	1,425.00	Total 1968 Revenues				311,947.60			
PUBLIC SAFETY		Prior Years Surplus Appropriated				22,000.00			
Fire Protection	7,100.00	TOTAL REVENUES				333,947.60			
Police Protection	11,450.00								
Civil Defense & Disaster Control									
Environmental Inspection & Control									
Other Public Safety									
PUBLIC WORKS		1968 REAL PROPERTY VALUATIONS - ASSESSED				1968 Taxes Cancelled, Abated or Adjusted			
Streets and Drainage	41,767.23	Code	Class	%		Transfer To Tax Title Liens			
Sewers and Sewage Processing		1	Vacant Land	1.49	88,400.00	Balance Outstanding Dec. 31, 1968			
Garbage and Trash Disposal	8,100.00	2	Residential	70.14	4,151,800.00	15,991.11			
Public Buildings and Grounds	6,200.00	3	Farm						
Other Public Works		4a	Commercial	18.18	1,076,300.00				
HEALTH and WELFARE		4b	Industrial	9.76	577,800.00				
Health Services Except Environmental	2,050.00	4c	Apartments	.42	24,800.00				
Welfare-Public Assistance	550.00	Total Valuation			5,919,100.00				
Hospitals, Clinics, First Aid		CAPITAL DEBT AUTHORIZED, DECEMBER 31, 1968				PRIOR YEARS TAXES OUTSTANDING			
Animal, Insect, & Rodent Control		ISSUED AND UNISSUED		GROSS DEBT	86,688.31	NET DEBT		Balance January 1, 1968	
Other Welfare Services		School		534,000.00				15,154.35	
RECREATION and CONSERVATION		Self-liquidating		9,000.00	9,000.00			Collected in 1968	
Beaches and Boardwalks		Other		629,688.31	9,000.00			Cancelled, Abated or Adjusted (1968)	
Parks, Playgrounds, Shade Trees	2,850.00	Total						Transfers to Tax Title Liens	
Land Reclamation & Conservation								Balance December 31, 1968	
Other Recreational Services	400.00							TAX TITLE LIENS OUTSTANDING	
EDUCATION (excluding schools)								Balance January 1, 1968	
Libraries	900.00							Transfers From Taxes	
Other Educational Services								Redeemed in 1968	
STATUTORY EXPENDITURES								Cancelled, Abated or Adjusted (1968)	
Pensions & F. I. C. A.	1,200.00							Balance December 31, 1968	
Employee Fringe Benefits	3,500.00							PROPERTY ACQUIRED BY DEED OR FORECLOSURE	
Other Statutory Expenditures								Balance January 1, 1968	
TOTAL MUNICIPAL FUNCTIONS	99,542.23							Transfers From Liens	
CAPITAL IMPROVEMENTS	1,000.00							Sale for Cash (1968)	
DEBT SERVICE								Cancelled, Abated or Adjusted (1968)	
Principal Payments	3,000.00							Balance December 31, 1968	
Interest Payments	300.00							CURRENT FINANCES DECEMBER 31, 1968	
Other Debt Administration								ASSETS	
DEFERRED CHARGES								Cash on Hand Dec. 31, 1968	
SCHOOL, COUNTY, SPECIAL DISTRICT TAXES	230,948.14							136,236.61	
RESERVE FOR UNCOLLECTED TAXES	13,631.00							Taxes Receivable	
TOTAL EXPENDITURES	348,421.37							15,991.11	
								Tax Title Liens	
								Foreclosed Property	
								Emergencies & Other Deferred Charges	
								13,778.62	
								State Aid Receivable	
								Other Receivables	
								Total	
								166,006.34	
								LIABILITIES	
								Cash Liabilities	
								90,026.58	
								Reserves For Receivables	
								15,991.11	
								Surplus on Hand Dec. 31, 1968	
								59,988.65	
								Total	
								166,006.34	

0111		GALLOWAY TWP				PER CAPITA:		PER CENT:					
Population 1960	5,634	Net Valuation Taxable	18,161,342	TAX RATE:		Gross Debt	202.76	Gross Debt	3.91				
Population 1968	7,230	State Equalized Value	39,541,349	General Rate Per \$100.		Net Debt	2.76	Net Debt	.05				
		Net Valuation on Which County Taxes are apportioned:	41,258,056	Effective Tax Rate		Debt Service	.27	Tax Levy Collected	92.27				
Moody Rating				General Rate		Total Tax Levy	180.69	Tax Levy Cancelled, Abated or Adjusted	.29				
Land Area	91.75 Sq. Miles	State Equalization Ratio	.4593	Municipal Functions		Municipal Functions	78.48						
1968 EXPENDITURES		1968 REVENUES			1968 PROPERTY TAX								
GENERAL GOVERNMENT		1968 Property Taxes Collected			1,205,503.11		Local District School Taxes			430,464.00			
Governing Body & Public Boards		1968 Payments in Lieu of Taxes					Regional & Consolidated School Taxes			423,418.95			
Municipal Clerk		Delinquent Tax & Lien Collections			107,052.48		School Taxes in Municipal Budget						
Financial Administration		4,650.00		Business Personalty Replacement Taxes			69,184.00		County Taxes	335,751.18			
Assessment of Taxes		10,850.00		Taxes from Public Utilities			137,000.61		County Library Taxes	3,396.16			
Collection of Taxes		21,350.00		Other Miscellaneous Tax Revenues					Local Municipal Purpose Taxes	105,796.76			
Planning, Housing & Development		6,100.00		State Aid Revenues			5,554.51		Veteran & Senior Citizen Taxes	51,410.00			
Elections		1,000.00		Federal Aid Revenues					Total Taxes for Rate Computation	1,350,237.05			
General Administration (other)		49,720.00		Sale of Acquired Property			18,775.00		Special District Taxes				
JUDICIARY		Other Miscellaneous Revenues			65,428.63		Bank Stock Taxes		1,325.64				
Municipal Courts		11,030.00		Total 1968 Revenues			1,608,498.34		Added and Omitted Taxes	6,277.50			
PUBLIC SAFETY		Prior Years Surplus Appropriated			175,000.00		Total Taxes Levied		1,306,430.19				
Fire Protection		16,400.00		TOTAL REVENUES			1,783,498.34		1968 TAXES COLLECTED	1,205,503.11			
Police Protection		77,500.00		1968 REAL PROPERTY VALUATIONS - ASSESSED			1968 Taxes Cancelled, Abated or Adjusted			3,812.59			
Civil Defense & Disaster Control		1,500.00		Code Class %			Transfer To Tax Title Liens			7,927.19			
Environmental Inspection & Control		2,850.00		1 Vacant Land 12.11			2,145,430.00		Balance Outstanding Dec. 31, 1968	91,546.39			
Other Public Safety				2 Residential 57.34			10,161,345.00		PRIOR YEARS TAXES OUTSTANDING				
PUBLIC WORKS		139,200.00			3 Farm 8.20			1,453,670.00		Balance January 1, 1968	105,553.77		
Streets and Drainage					4a Commercial 22.26			3,943,680.00		Collected in 1968	100,097.73		
Sewers and Sewage Processing					4b Industrial .09			15,910.00		Cancelled, Abated or Adjusted (1968)	704.31		
Garbage and Trash Disposal		4,200.00			4c Apartments			17,720,035.00		Transfers to Tax Title Liens	2,022.92		
Public Buildings and Grounds					Total Valuation 100.00					Balance December 31, 1968	2,728.81		
Other Public Works					CAPITAL DEBT AUTHORIZED, DECEMBER 31, 1968			TAX TITLE LIENS OUTSTANDING					
HEALTH and WELFARE		1,850.00			ISSUED AND UNISSUED			GROSS DEBT		NET DEBT			
Health Services Except Environmental		4,150.00		School			1,445,990.54				Balance January 1, 1968	17,341.83	
Welfare-Public Assistance		2,500.00		Self-liquidating			20,000.00		20,000.00		Transfers From Taxes	10,296.00	
Hospitals, Clinics, First Aid		5,500.00		Other			1,465,990.54		20,000.00		Redeemed in 1968	6,954.75	
Animal, Insect, & Rodent Control					Total							Cancelled, Abated or Adjusted (1968)	1,291.95
Other Welfare Services					ISSUED AND OUTSTANDING			1,445,990.54		Balance December 31, 1968		19,391.13	
RECREATION and CONSERVATION		3,500.00			School					PROPERTY ACQUIRED BY DEED OR FORECLOSURE			
Beaches and Boardwalks					Self-liquidating			20,000.00		Balance January 1, 1968		220,123.25	
Parks, Playgrounds, Shade Trees		50.00			Other			1,465,990.54		Transfers From Liens		2,750.00	
Land Reclamation & Conservation					Total					Sale for Cash (1968)		18,775.00	
Other Recreational Services					EQUALIZED VALUATION BASIS			37,474,581.33		Cancelled, Abated or Adjusted (1968)			
EDUCATION (excluding schools)		16,474.00			1968 CAPITAL OUTLAY			5,956.20		Balance December 31, 1968		204,098.25	
Libraries					Beaches and Boardwalks					CURRENT FINANCES DECEMBER 31, 1968			
Other Educational Services					Parks and Playgrounds					ASSETS			
STATUTORY EXPENDITURES		380,374.00			Public Buildings and Grounds			1,795.00		Cash on Hand Dec. 31, 1968		594,919.43	
Pensions & F. I. C. A.		20,000.00			Vehicular Equipment			4,161.20		Taxes Receivable		94,275.20	
Employee Fringe Benefits					Streets, Roads, Sidewalks, Storm Sewers					Tax Title Liens		19,391.13	
Other Statutory Expenditures					Sewer System					Foreclosed Property		204,098.25	
TOTAL MUNICIPAL FUNCTIONS		20,000.00			Water System					Emergencies & Other Deferred Charges		500.00	
CAPITAL IMPROVEMENTS		1,980.00			Other Utilities					State Aid Receivable		64,920.01	
DEBT SERVICE					Hospitals and Clinics					Other Receivables		2,750.00	
Principal Payments					Garbage and Trash Disposal Facilities					Total		980,854.02	
Interest Payments					Health Equipment					LIABILITIES			
Other Debt Administration					Library and Education Facilities					Cash Liabilities		322,744.53	
DEFERRED CHARGES		1,193,030.29			Conservation and Recreation					Reserves For Receivables		320,514.58	
SCHOOL, COUNTY, SPECIAL DISTRICT TAXES		165,064.91			Other Expenditures					Surplus on Hand Dec. 31, 1968		337,594.91	
RESERVE FOR UNCOLLECTED TAXES		1,760,449.20								Total		980,854.02	
TOTAL EXPENDITURES													

0221		GARFIELD CITY				PER CAPITA:		PER CENT:		
Population 1960	29,253	Net Valuation Taxable	135,983,892	TAX RATE:		Gross Debt	126.81	Gross Debt	2.48	
Population 1968	31,040	State Equalized Value	162,738,022	General Rate Per \$100.	3.23	Net Debt	60.35	Net Debt	1.18	
		Net Valuation on Which County Taxes		Effective Tax Rate		Debt Service	12.12	Tax Levy Collected	96.52	
Moody Rating	BAA	are apportioned:	172,309,158	General Rate	2.69	Total Tax Levy	137.29	Tax Levy Cancelled, Abated		
Land Area	2.10 Sq. Miles	State Equalization Ratio	.8356	Municipal Functions	1.55	Municipal Functions	81.59	or Adjusted	1.08	
1968 EXPENDITURES		1968 REVENUES			1968 PROPERTY TAX					
GENERAL GOVERNMENT										
Governing Body & Public Boards	27,400.00	1968 Property Taxes Collected			4,113,351.44	Local District School Taxes				2,003,097.50
Municipal Clerk	32,250.00	1968 Payments in Lieu of Taxes			12,073.03	Regional & Consolidated School Taxes				
Financial Administration	28,400.00	Delinquent Tax & Lien Collections			85,802.75	School Taxes in Municipal Budget				186,090.00
Assessment of Taxes	27,950.00	Business Personalty Replacement Taxes			367,992.00	County Taxes				609,551.71
Collection of Taxes	29,800.00	Taxes from Public Utilities			224,872.73	County Library Taxes				
Planning, Housing & Development	3,465.43	Other Miscellaneous Tax Revenues				Local Municipal Purpose Taxes				1,423,422.86
Elections	4,850.00	State Aid Revenues			58,093.50	Veteran & Senior Citizen Taxes				169,150.00
General Administration (other)	95,398.06	Federal Aid Revenues				Total Taxes for Rate Computation				4,391,312.07
JUDICIARY		Sale of Acquired Property				Special District Taxes				
Municipal Courts	19,730.77	Other Miscellaneous Revenues			93,347.64	Bank Stock Taxes				16,966.37
PUBLIC SAFETY		Total 1968 Revenues			4,955,533.09	Added and Omitted Taxes				22,382.90
Fire Protection	47,937.99	Prior Years Surplus Appropriated				Total Taxes Levied				4,261,511.34
Police Protection	448,236.01	TOTAL REVENUES			4,955,533.09	1968 TAXES COLLECTED				4,113,351.44
Civil Defense & Disaster Control	1,825.00					1968 Taxes Cancelled, Abated or Adjusted				46,048.32
Environmental Inspection & Control	13,034.53	1968 REAL PROPERTY VALUATIONS - ASSESSED				Transfer To Tax Title Liens				11,373.78
Other Public Safety						Balance Outstanding Dec. 31, 1968				91,321.71
PUBLIC WORKS										
Streets and Drainage	161,450.34	Code Class %			2,021,775.00	PRIOR YEARS TAXES OUTSTANDING				
Sewers and Sewage Processing	250,694.22	1 Vacant Land 1.50			89,264,050.00	Balance January 1, 1968				107,828.27
Garbage and Trash Disposal	174,860.60	2 Residential 66.13				Collected in 1968				79,366.81
Public Buildings and Grounds	47,564.41	3 Farm				Cancelled, Abated or Adjusted (1968)				13.10
Other Public Works		4a Commercial 10.52			14,195,825.00	Transfers to Tax Title Liens				
HEALTH and WELFARE		4b Industrial 19.14			25,834,850.00	Balance December 31, 1968				28,448.36
Health Services Except Environmental	40,200.00	4c Apartments 2.72			3,673,925.00	TAX TITLE LIENS OUTSTANDING				
Welfare-Public Assistance	24,600.00	Total Valuation 100.01			134,990,425.00	Balance January 1, 1968				20,758.78
Hospitals, Clinics, First Aid		CAPITAL DEBT AUTHORIZED, DECEMBER 31, 1968				Transfers From Taxes				11,373.78
Animal, Insect, & Rodent Control		ISSUED AND UNISSUED				Redeemed in 1968				6,435.94
Other Welfare Services		School			2,063,000.00	Cancelled, Abated or Adjusted (1968)				
RECREATION and CONSERVATION		Self-liquidating			229,450.00	Balance December 31, 1968				25,696.62
Beaches and Boardwalks		Other			1,643,935.99	PROPERTY ACQUIRED BY DEED OR FORECLOSURE				
Parks, Playgrounds, Shade Trees	49,568.72	Total			3,936,385.99	Balance January 1, 1968				106,970.00
Land Reclamation & Conservation		ISSUED AND OUTSTANDING				Transfers From Liens				
Other Recreational Services	3,588.84	School			1,996,000.00	Sale for Cash (1968)				
EDUCATION (excluding schools)		Self-liquidating			177,000.00	Cancelled, Abated or Adjusted (1968)				
Libraries	58,346.00	Other			1,279,000.00	Balance December 31, 1968				106,970.00
Other Educational Services		Total			3,452,000.00	CURRENT FINANCES DECEMBER 31, 1968				
STATUTORY EXPENDITURES		EQUALIZED VALUATION BASIS			158,412,258.00	ASSETS				
Pensions & F. I. C. A.	157,613.42	1968 CAPITAL OUTLAY			252,983.02	Cash on Hand Dec. 31, 1968				641,938.62
Employee Fringe Benefits	5,303.40	Beaches and Boardwalks				Taxes Receivable				119,770.07
Other Statutory Expenditures		Parks and Playgrounds			9,253.14	Tax Title Liens				25,696.62
TOTAL MUNICIPAL FUNCTIONS	1,754,067.74	Public Buildings and Grounds			91,615.86	Foreclosed Property				106,970.00
CAPITAL IMPROVEMENTS	5,001.00	Vehicular Equipment			28,429.27	Emergencies & Other Deferred Charges				1,995.34
DEBT SERVICE		Streets, Roads, Sidewalks, Storm Sewers			86,262.23	State Aid Receivable				58,444.00
Principal Payments	266,000.00	Sewer System				Other Receivables				25,232.71
Interest Payments	110,286.25	Water System			11,058.54	Total				980,047.36
Other Debt Administration		Other Utilities				LIABILITIES				
DEFERRED CHARGES	206,858.58	Hospitals and Clinics				Cash Liabilities				374,954.20
SCHOOL, COUNTY, SPECIAL DISTRICT TAXES	2,798,739.21	Garbage and Trash Disposal Facilities				Reserves For Receivables				277,669.40
RESERVE FOR UNCOLLECTED TAXES	190,434.03	Health Equipment				Surplus on Hand Dec. 31, 1968				327,423.76
TOTAL EXPENDITURES	5,331,386.81	Library and Education Facilities			25,654.00	Total				980,047.36
		Conservation and Recreation								
		Other Expenditures			709.98					

2006		GARWOOD BORO				PER CAPITA:		PER CENT:	
Population 1960	5,426	Net Valuation Taxable	15,164,300	TAX RATE:		Gross Debt	114.78	Gross Debt	2.02
Population 1968	6,010	State Equalized Value	36,200,286	General Rate Per \$100.		Net Debt	51.91	Net Debt	.91
		Net Valuation on Which County Taxes are apportioned:	38,690,332	Effective Tax Rate		Debt Service		Tax Levy Collected	98.11
Moody Rating				General Rate		Total Tax Levy	160.28	Tax Levy Cancelled, Abated or Adjusted	.08
Land Area	.70 Sq. Miles	State Equalization Ratio	.4189	Municipal Functions		Municipal Functions	90.61		
1968 EXPENDITURES		1968 REVENUES				1968 PROPERTY TAX			
GENERAL GOVERNMENT									
Governing Body & Public Boards		1968 Property Taxes Collected				945,123.23			
Municipal Clerk		1968 Payments in Lieu of Taxes				6,060.80			
Financial Administration		Delinquent Tax & Lien Collections				22,988.01			
Assessment of Taxes		Business Personality Replacement Taxes				189,229.00			
Collection of Taxes		Taxes from Public Utilities				67,590.84			
Planning, Housing & Development		Other Miscellaneous Tax Revenues				3,650.15			
Elections		State Aid Revenues							
General Administration (other)		Federal Aid Revenues							
JUDICIARY		Sale of Acquired Property							
Municipal Courts		Other Miscellaneous Revenues				58,095.92			
PUBLIC SAFETY		Total 1968 Revenues				1,292,737.95			
Fire Protection		Prior Years Surplus Appropriated				75,000.00			
Police Protection		TOTAL REVENUES				1,367,737.95			
Civil Defense & Disaster Control									
Environmental Inspection & Control									
Other Public Safety									
PUBLIC WORKS		1968 REAL PROPERTY VALUATIONS - ASSESSED							
Streets and Drainage		Code Class %							
Sewers and Sewage Processing		1 Vacant Land .74				111,050.00			
Garbage and Trash Disposal		2 Residential 65.98				9,932,450.00			
Public Buildings and Grounds		3 Farm							
Other Public Works		4a Commercial 15.69				2,362,300.00			
HEALTH and WELFARE		4b Industrial 14.35				2,160,450.00			
Health Services Except Environmental		4c Apartments 3.24				487,650.00			
Welfare-Public Assistance		Total Valuation 100.00				15,053,900.00			
Hospitals, Clinics, First Aid									
Animal, Insect, & Rodent Control									
Other Welfare Services									
RECREATION and CONSERVATION		CAPITAL DEBT AUTHORIZED, DECEMBER 31, 1968							
Beaches and Boardwalks		ISSUED AND UNISSUED				GROSS DEBT			
Parks, Playgrounds, Shade Trees		School				377,855.41			
Land Reclamation & Conservation		Self-liquidating				312,000.00			
Other Recreational Services		Other				312,000.00			
EDUCATION (excluding schools)		Total				689,855.41			
Libraries									
Other Educational Services									
STATUTORY EXPENDITURES		ISSUED AND OUTSTANDING							
Pensions & F. I. C. A.		School				377,855.41			
Employee Fringe Benefits		Self-liquidating							
Other Statutory Expenditures		Other							
TOTAL MUNICIPAL FUNCTIONS		Total				377,855.41			
CAPITAL IMPROVEMENTS		EQUALIZED VALUATION BASIS				33,984,351.00			
DEBT SERVICE		1968 CAPITAL OUTLAY				14,730.74			
Principal Payments		Beaches and Boardwalks							
Interest Payments		Parks and Playgrounds							
Other Debt Administration		Public Buildings and Grounds							
DEFERRED CHARGES		Vehicular Equipment							
SCHOOL, COUNTY, SPECIAL DISTRICT TAXES		Streets, Roads, Sidewalks, Storm Sewers							
RESERVE FOR UNCOLLECTED TAXES		Sewer System							
TOTAL EXPENDITURES		Water System							
		Other Utilities							
		Hospitals and Clinics							
		Garbage and Trash Disposal Facilities							
		Health Equipment							
		Library and Education Facilities							
		Conservation and Recreation							
		Other Expenditures				14,730.74			

0413		GIBBSBORO BORO				PER CAPITA:		PER CENT:	
Population 1960	2,141	Net Valuation Taxable	5,389,914	TAX RATE:		Gross Debt	200.67	Gross Debt	5.24
Population 1968	2,720	State Equalized Value	11,196,331	General Rate Per \$100.		Net Debt	1.39	Net Debt	.03
		Net Valuation on Which County Taxes		Effective Tax Rate		Debt Service		Tax Levy Collected	95.26
Moody Rating		are apportioned:	11,418,836	General Rate		Total Tax Levy	151.55	Tax Levy Cancelled, Abated	
Land Area	2.15 Sq. Miles	State Equalization Ratio	.4814	Municipal Functions		Municipal Functions	56.81	or Adjusted	.91
1968 EXPENDITURES		1968 REVENUES			1968 PROPERTY TAX				
GENERAL GOVERNMENT		1968 Property Taxes Collected			392,710.64				
Governing Body & Public Boards		1968 Payments in Lieu of Taxes			21,717.44				
Municipal Clerk		Delinquent Tax & Lien Collections			47,570.00				
Financial Administration		3,075.00	Business Personalty Replacement Taxes			34,183.66			
Assessment of Taxes		3,300.00	Taxes from Public Utilities			1,253.00			
Collection of Taxes		2,730.00	Other Miscellaneous Tax Revenues			10,150.00			
Planning, Housing & Development		690.00	State Aid Revenues			9,144.45			
Elections		475.00	Federal Aid Revenues			516,729.19			
General Administration (other)		16,782.00	Sale of Acquired Property			14,000.00			
JUDICIARY		Other Miscellaneous Revenues			530,729.19				
Municipal Courts		2,350.00	Total 1968 Revenues			1968 TAXES COLLECTED			
PUBLIC SAFETY		Prior Years Surplus Appropriated			392,710.64				
Fire Protection		5,150.00	TOTAL REVENUES			3,791.98			
Police Protection		19,363.00	1968 REAL PROPERTY VALUATIONS - ASSESSED			Transfer To Tax Title Liens			
Civil Defense & Disaster Control		1,400.00	Code Class %			Balance Outstanding Dec. 31, 1968			
Environmental Inspection & Control		1,466.00	1 Vacant Land 6.72			354,850.00			
Other Public Safety		1,466.00	2 Residential 75.07			3,961,800.00			
PUBLIC WORKS		3 Farm .15			8,050.00				
Streets and Drainage		26,571.02	4a Commercial 4.80			253,450.00			
Sewers and Sewage Processing		25.00	4b Industrial 13.09			690,750.00			
Garbage and Trash Disposal		13,200.00	4c Apartments .16			8,650.00			
Public Buildings and Grounds		6,900.38	Total Valuation 99.99			5,277,550.00			
Other Public Works		6,900.38	CAPITAL DEBT AUTHORIZED, DECEMBER 31, 1968			PRIORITY TAXES OUTSTANDING			
HEALTH and WELFARE		ISSUED AND UNISSUED			Balance January 1, 1968				
Health Services Except Environmental		1,496.00	School			28,080.17			
Welfare-Public Assistance		1,080.00	Self-liquidating			21,457.04			
Hospitals, Clinics, First Aid		75.00	Other			3,050.02			
Animal, Insect, & Rodent Control		75.00	Total			Transfers to Tax Title Liens			
Other Welfare Services		75.00	545,842.70			Balance December 31, 1968			
RECREATION and CONSERVATION		ISSUED AND OUTSTANDING			3,573.11				
Beaches and Boardwalks		2,450.00	School			PROPERTY ACQUIRED BY DEED OR FORECLOSURE			
Parks, Playgrounds, Shade Trees		1,923.50	Self-liquidating			Balance January 1, 1968			
Land Reclamation & Conservation		1,923.50	Other			11,700.00			
Other Recreational Services		1,923.50	Total			Transfers From Liens			
EDUCATION (excluding schools)		533,042.70			Sale for Cash (1968)				
Libraries		2,606.00	EQUALIZED VALUATION BASIS			10,150.00			
Other Educational Services		2,606.00	10,400,198.66			Cancelled, Abated or Adjusted (1968)			
STATUTORY EXPENDITURES		1968 CAPITAL OUTLAY			Balance December 31, 1968				
Pensions & F. I. C. A.		1,300.00	Beaches and Boardwalks			CURRENT FINANCES DECEMBER 31, 1968			
Employee Fringe Benefits		1,300.00	Parks and Playgrounds			ASSETS			
Other Statutory Expenditures		1,300.00	Public Buildings and Grounds			Cash on Hand Dec. 31, 1968			
TOTAL MUNICIPAL FUNCTIONS		114,407.90	Vehicular Equipment			163,926.86			
CAPITAL IMPROVEMENTS		Streets, Roads, Sidewalks, Storm Sewers			Taxes Receivable				
DEBT SERVICE		Sewer System			19,312.51				
Principal Payments		8,040.54	Water System			3,350.83			
Interest Payments		350,159.46	Other Utilities			1,550.00			
Other Debt Administration		32,093.46	Hospitals and Clinics			2,723.74			
DEFERRED CHARGES		32,093.46	Garbage and Trash Disposal Facilities			5,647.00			
SCHOOL, COUNTY, SPECIAL DISTRICT TAXES		32,093.46	Health Equipment			2,040.81			
RESERVE FOR UNCOLLECTED TAXES		32,093.46	Library and Education Facilities			198,551.75			
TOTAL EXPENDITURES		54,471.30	Conservation and Recreation			LIABILITIES			
		54,471.30	Other Expenditures			Cash Liabilities			
		54,471.30				79,159.96			
		54,471.30				Reserves For Receivables			
		54,471.30				26,254.15			
		54,471.30				Surplus on Hand Dec. 31, 1968			
		54,471.30				93,137.64			
		54,471.30				Total			
		54,471.30				198,551.75			

0806		GLASSBORO BORO			PER CAPITA:		PER CENT:	
Population 1960	10,253	Net Valuation Taxable	13,738,793	TAX RATE:	Gross Debt	210.82	Gross Debt	5.59
Population 1968	12,750	State Equalized Value	53,688,132	General Rate Per \$100.	Net Debt	37.12	Net Debt	.98
		Net Valuation on Which County Taxes		Effective Tax Rate	Debt Service	.43	Tax Levy Collected	94.00
Moody Rating		are apportioned:	53,413,834	General Rate	Total Tax Levy	160.14	Tax Levy Cancelled, Abated	
Land Area	9.23 Sq. Miles	State Equalization Ratio	.2559	Municipal Functions	Municipal Functions	75.21	or Adjusted	.82
1968 EXPENDITURES		1968 REVENUES		1968 PROPERTY TAX				
GENERAL GOVERNMENT								
Governing Body & Public Boards	8,300.00	1968 Property Taxes Collected	1,919,477.71	Local District School Taxes		1,397,298.73		
Municipal Clerk	6,750.00	1968 Payments in Lieu of Taxes		Regional & Consolidated School Taxes				
Financial Administration	5,750.00	Delinquent Tax & Lien Collections	118,872.57	School Taxes in Municipal Budget				
Assessment of Taxes	18,300.00	Business Personalty Replacement Taxes	162,216.00	County Taxes		295,512.42		
Collection of Taxes	34,960.00	Taxes from Public Utilities	246,255.37	County Library Taxes				
Planning, Housing & Development	11,500.00	Other Miscellaneous Tax Revenues		Local Municipal Purpose Taxes		334,644.86		
Elections	2,800.00	State Aid Revenues	14,169.51	Veteran & Senior Citizen Taxes		64,070.00		
General Administration (other)	49,650.00	Federal Aid Revenues		Total Taxes for Rate Computation		2,091,526.11		
JUDICIARY		Sale of Acquired Property	3,050.00	Special District Taxes				
Municipal Courts	6,800.00	Other Miscellaneous Revenues	59,641.26	Bank Stock Taxes		4,385.66		
PUBLIC SAFETY		Total 1968 Revenues	2,523,682.42	Added and Omitted Taxes		10,003.52		
Fire Protection	20,940.00	Prior Years Surplus Appropriated	115,000.00	Total Taxes Levied		2,041,845.19		
Police Protection	191,300.00	TOTAL REVENUES	2,638,682.42	1968 TAXES COLLECTED		1,919,477.71		
Civil Defense & Disaster Control	3,400.00			1968 Taxes Cancelled, Abated or Adjusted		16,798.45		
Environmental Inspection & Control	3,480.00			Transfer To Tax Title Liens		17,051.79		
Other Public Safety				Balance Outstanding Dec. 31, 1968		88,517.24		
PUBLIC WORKS		1968 REAL PROPERTY VALUATIONS - ASSESSED						
Streets and Drainage	166,975.00	Code Class %						
Sewers and Sewage Processing		1 Vacant Land 3.29	350,975.00	PRIOR YEARS TAXES OUTSTANDING				
Garbage and Trash Disposal	44,350.00	2 Residential 81.95	8,733,550.00	Balance January 1, 1968		149,074.47		
Public Buildings and Grounds	10,725.00	3 Farm 2.99	319,125.00	Collected in 1968		106,611.54		
Other Public Works		4a Commercial		Cancelled, Abated or Adjusted (1968)		34,615.95		
HEALTH and WELFARE		4b Industrial 7.54	804,000.00	Transfers to Tax Title Liens		2,291.97		
Health Services Except Environmental	18,970.00	4c Apartments 4.22	449,325.00	Balance December 31, 1968		5,555.01		
Welfare-Public Assistance	9,430.00	Total Valuation 99.99	10,656,975.00					
Hospitals, Clinics, First Aid		CAPITAL DEBT AUTHORIZED, DECEMBER 31, 1968		TAX TITLE LIENS OUTSTANDING				
Animal, Insect, & Rodent Control		ISSUED AND UNISSUED		Balance January 1, 1968		104,242.97		
Other Welfare Services		School	2,265,000.00	Transfers From Taxes		19,895.56		
RECREATION and CONSERVATION		Self-liquidating	293,000.00	Redeemed in 1968		12,261.03		
Beaches and Boardwalks		Other	130,000.00	Cancelled, Abated or Adjusted (1968)		40,186.73		
Parks, Playgrounds, Shade Trees	13,100.00	Total	2,688,000.00	Balance December 31, 1968		71,690.77		
Land Reclamation & Conservation		ISSUED AND OUTSTANDING		PROPERTY ACQUIRED BY DEED OR FORECLOSURE				
Other Recreational Services	4,000.00	School	2,261,000.00	Balance January 1, 1968		47,632.00		
EDUCATION (excluding schools)		Self-liquidating	293,000.00	Transfers From Liens		16,425.00		
Libraries	12,000.00	Other	130,000.00	Sale for Cash (1968)		3,051.00		
Other Educational Services		Total	2,684,000.00	Cancelled, Abated or Adjusted (1968)				
STATUTORY EXPENDITURES		EQUALIZED VALUATION BASIS	48,040,562.33	Balance December 31, 1968		61,007.00		
Pensions & F. I. C. A.	52,095.00	1968 CAPITAL OUTLAY	66,200.91	CURRENT FINANCES DECEMBER 31, 1968				
Employee Fringe Benefits	5,850.00	Beaches and Boardwalks		ASSETS				
Other Statutory Expenditures		Parks and Playgrounds		Cash on Hand Dec. 31, 1968		553,636.18		
TOTAL MUNICIPAL FUNCTIONS	701,425.00	Public Buildings and Grounds	8,600.00	Taxes Receivable		94,072.25		
CAPITAL IMPROVEMENTS	74,000.00	Vehicular Equipment	35,318.45	Tax Title Liens		71,690.77		
DEBT SERVICE		Streets, Roads, Sidewalks, Storm Sewers	22,182.46	Foreclosed Property		61,007.00		
Principal Payments		Sewer System		Emergencies & Other Deferred Charges		10,900.00		
Interest Payments	5,500.00	Water System		State Aid Receivable		5,108.73		
Other Debt Administration		Other Utilities		Other Receivables		3,340.76		
DEFERRED CHARGES	9,794.39	Hospitals and Clinics		Total		799,755.69		
SCHOOL, COUNTY, SPECIAL DISTRICT TAXES	1,692,811.15	Garbage and Trash Disposal Facilities		LIABILITIES				
RESERVE FOR UNCOLLECTED TAXES	168,322.44	Health Equipment		Cash Liabilities		324,067.99		
		Library and Education Facilities		Reserves For Receivables		230,110.78		
		Conservation and Recreation		Surplus on Hand Dec. 31, 1968		245,576.92		
TOTAL EXPENDITURES	2,651,852.98	Other Expenditures	100.00	Total		799,755.69		

1012		GLEN GARDNER BORO				PER CAPITA:		PER CENT:	
Population 1960	787	Net Valuation Taxable	3,003,570	TAX RATE:		Gross Debt	137.13	Gross Debt	3.38
Population 1968	850	State Equalized Value	3,654,867	General Rate Per \$100.		Net Debt	35.29	Net Debt	.87
		Net Valuation on Which County Taxes		Effective Tax Rate		Debt Service		Tax Levy Collected	89.72
Moody Rating		are apportioned:	3,741,559	General Rate		Total Tax Levy	120.06	Tax Levy Cancelled, Abated	
Land Area	1.46 Sq. Miles	State Equalization Ratio	.8218	Municipal Functions		Municipal Functions	63.96	or Adjusted	4.19
1968 EXPENDITURES		1968 REVENUES			1968 PROPERTY TAX				
GENERAL GOVERNMENT		1968 Property Taxes Collected			91,562.49		Local District School Taxes		
Governing Body & Public Boards		1968 Payments in Lieu of Taxes					32,966.00		
Municipal Clerk		Delinquent Tax & Lien Collections			9,299.41		Regional & Consolidated School Taxes		
Financial Administration		Business Personalty Replacement Taxes			2,907.00		28,953.04		
Assessment of Taxes		Taxes from Public Utilities			8,747.88		School Taxes in Municipal Budget		
Collection of Taxes		Other Miscellaneous Tax Revenues			1,842.00		County Taxes		
Planning, Housing & Development		State Aid Revenues					17,332.73		
Elections		Federal Aid Revenues					County Library Taxes		
General Administration (other)		Sale of Acquired Property					626.51		
JUDICIARY		Other Miscellaneous Revenues			5,912.01		Local Municipal Purpose Taxes		
Municipal Courts		Total 1968 Revenues			120,270.79		20,765.72		
PUBLIC SAFETY		Prior Years Surplus Appropriated			8,700.00		Veteran & Senior Citizen Taxes		
Fire Protection		TOTAL REVENUES			128,970.79		3,990.00		
Police Protection		1968 REAL PROPERTY VALUATIONS - ASSESSED					Total Taxes for Rate Computation		
Civil Defense & Disaster Control		Code Class %					104,634.00		
Environmental Inspection & Control		1 Vacant Land 3.50			103,315.00		Special District Taxes		
Other Public Safety		2 Residential 71.31			2,105,843.00		Bank Stock Taxes		
PUBLIC WORKS		3 Farm 7.40			218,404.00		505.46		
Streets and Drainage		4a Commercial 16.33			482,370.00		904.06		
Sewers and Sewage Processing		4b Industrial			43,200.00		102,053.52		
Garbage and Trash Disposal		4c Apartments 1.46			2,953,132.00		1968 TAXES COLLECTED		
Public Buildings and Grounds		Total Valuation 100.00					91,562.49		
Other Public Works		CAPITAL DEBT AUTHORIZED, DECEMBER 31, 1968					4,282.11		
HEALTH and WELFARE		ISSUED AND UNISSUED					Transfer To Tax Title Liens		
Health Services Except Environmental		School			86,565.98		Balance Outstanding Dec. 31, 1968		
Welfare-Public Assistance		Self-liquidating			30,000.00		6,843.74		
Hospitals, Clinics, First Aid		Other					PRIOR YEARS TAXES OUTSTANDING		
Animal, Insect, & Rodent Control		Total			116,565.98		Balance January 1, 1968		
Other Welfare Services		ISSUED AND OUTSTANDING					11,315.49		
RECREATION and CONSERVATION		School			24,167.64		9,299.41		
Beaches and Boardwalks		Self-liquidating			30,000.00		Collected in 1968		
Parks, Playgrounds, Shade Trees		Other					1,054.13		
Land Reclamation & Conservation		Total			54,167.64		Transfers to Tax Title Liens		
Other Recreational Services		EQUALIZED VALUATION BASIS			3,443,258.67		Balance December 31, 1968		
EDUCATION (excluding schools)		1968 CAPITAL OUTLAY					961.95		
Libraries		Beaches and Boardwalks					TAX TITLE LIENS OUTSTANDING		
Other Educational Services		Parks and Playgrounds					Balance January 1, 1968		
STATUTORY EXPENDITURES		Public Buildings and Grounds					Transfers From Taxes		
Pensions & F. I. C. A.		Vehicular Equipment					Redeemed in 1968		
Employee Fringe Benefits		Streets, Roads, Sidewalks, Storm Sewers					Cancelled, Abated or Adjusted (1968)		
Other Statutory Expenditures		Sewer System					Balance December 31, 1968		
TOTAL MUNICIPAL FUNCTIONS		Water System					PROPERTY ACQUIRED BY DEED OR FORECLOSURE		
CAPITAL IMPROVEMENTS		Other Utilities					Balance January 1, 1968		
DEBT SERVICE		Hospitals and Clinics					Transfers From Liens		
Principal Payments		Garbage and Trash Disposal Facilities					Sale for Cash (1968)		
Interest Payments		Health Equipment					Cancelled, Abated or Adjusted (1968)		
Other Debt Administration		Library and Education Facilities					Balance December 31, 1968		
DEFERRED CHARGES		Conservation and Recreation					CURRENT FINANCES DECEMBER 31, 1968		
SCHOOL, COUNTY, SPECIAL DISTRICT TAXES		Other Expenditures					ASSETS		
RESERVE FOR UNCOLLECTED TAXES							Cash on Hand Dec. 31, 1968		
TOTAL EXPENDITURES							Taxes Receivable		
							7,805.69		
							Tax Title Liens		
							Foreclosed Property		
							Emergencies & Other Deferred Charges		
							State Aid Receivable		
							1,883.00		
							Other Receivables		
							2,076.81		
							Total		
							66,560.80		
							LIABILITIES		
							Cash Liabilities		
							38,772.41		
							Reserves For Receivables		
							9,882.50		
							Surplus on Hand Dec. 31, 1968		
							17,905.89		
							Total		
							66,560.80		

0708		GLEN RIDGE BORO			PER CAPITA:		PER CENT:	
Population 1960	8,322	Net Valuation Taxable	56,125,100	TAX RATE:	Gross Debt	409.08	Gross Debt	5.64
Population 1968	8,810	State Equalized Value	67,874,108	General Rate Per \$100.	Net Debt	119.23	Net Debt	1.64
		Net Valuation on Which County Taxes		Effective Tax Rate	Debt Service	.77	Tax Levy Collected	98.05
Moody Rating		are apportioned:	64,672,285	General Rate	Total Tax Levy	360.21	Tax Levy Cancelled, Abated	
Land Area	1.30 Sq. Miles	State Equalization Ratio	.8269	Municipal Functions	Municipal Functions	119.96	or Adjusted	.79
1968 EXPENDITURES		1968 REVENUES			1968 PROPERTY TAX			
GENERAL GOVERNMENT								
Governing Body & Public Boards		1968 Property Taxes Collected			3,111,823.92			
Municipal Clerk		1968 Payments in Lieu of Taxes			Local District School Taxes			
Financial Administration	8,955.00	Delinquent Tax & Lien Collections			1,695,497.50			
Assessment of Taxes	7,377.00	Business Personalty Replacement Taxes			Regional & Consolidated School Taxes			
Collection of Taxes	10,805.00	Taxes from Public Utilities			School Taxes in Municipal Budget			
Planning, Housing & Development	290.00	Other Miscellaneous Tax Revenues			County Taxes			
Elections	1,025.00	State Aid Revenues			County Library Taxes			
General Administration (other)	44,858.00	Federal Aid Revenues			Local Municipal Purpose Taxes			
JUDICIARY		Sale of Acquired Property			Veteran & Senior Citizen Taxes			
Municipal Courts	6,652.00	Other Miscellaneous Revenues			Total Taxes for Rate Computation			
PUBLIC SAFETY		Total 1968 Revenues			Special District Taxes			
Fire Protection	101,362.00	Prior Years Surplus Appropriated			Bank Stock Taxes			
Police Protection	238,596.00	TOTAL REVENUES			Added and Omitted Taxes			
Civil Defense & Disaster Control	627.00				Total Taxes Levied			
Environmental Inspection & Control	8,118.00				1968 TAXES COLLECTED			
Other Public Safety					1968 Taxes Cancelled, Abated or Adjusted			
PUBLIC WORKS		1968 REAL PROPERTY VALUATIONS - ASSESSED			Transfer To Tax Title Liens			
Streets and Drainage	112,307.00				Balance Outstanding Dec. 31, 1968			
Sewers and Sewage Processing	19,185.00							
Garbage and Trash Disposal	83,230.00							
Public Buildings and Grounds	24,658.00							
Other Public Works								
HEALTH and WELFARE								
Health Services Except Environmental	16,615.00							
Welfare-Public Assistance	3,150.00							
Hospitals, Clinics, First Aid								
Animal, Insect, & Rodent Control	1,125.00							
Other Welfare Services								
RECREATION and CONSERVATION								
Beaches and Boardwalks								
Parks, Playgrounds, Shade Trees	28,724.00							
Land Reclamation & Conservation								
Other Recreational Services	23,454.00							
EDUCATION (excluding schools)								
Libraries	58,600.00							
Other Educational Services								
STATUTORY EXPENDITURES								
Pensions & F. I. C. A.	95,865.00							
Employee Fringe Benefits	39,700.00							
Other Statutory Expenditures								
TOTAL MUNICIPAL FUNCTIONS	935,278.00							
CAPITAL IMPROVEMENTS	42,850.00							
DEBT SERVICE								
Principal Payments	6,000.00							
Interest Payments	865.00							
Other Debt Administration								
DEFERRED CHARGES	8,700.00							
SCHOOL, COUNTY, SPECIAL DISTRICT TAXES	2,439,006.86							
RESERVE FOR UNCOLLECTED TAXES	63,218.78							
TOTAL EXPENDITURES	3,495,918.64							

0222		GLEN ROCK BORO				PER CAPITA:		PER CENT:	
Population 1960	12,896	Net Valuation Taxable	106,463,877	TAX RATE:		Gross Debt	295.10	Gross Debt	3.70
Population 1968	13,490	State Equalized Value	112,386,653	General Rate Per \$100.		Net Debt	86.13	Net Debt	1.08
		Net Valuation on Which County Taxes		Effective Tax Rate		Debt Service	5.66	Tax Levy Collected 98.76	
Moody Rating	A	are apportioned:	110,039,621	General Rate		Total Tax Levy	290.03	Tax Levy Cancelled, Abated	
Land Area	2.80 Sq. Miles	State Equalization Ratio	.9473	Municipal Functions		Municipal Functions	106.45	or Adjusted .26	
1968 EXPENDITURES		1968 REVENUES		1968 PROPERTY TAX					
GENERAL GOVERNMENT		1968 Property Taxes Collected		3,864,308.75		Local District School Taxes 2,873,016.00			
Governing Body & Public Boards		1968 Payments in Lieu of Taxes				Regional & Consolidated School Taxes			
Municipal Clerk		Delinquent Tax & Lien Collections		52,113.32		School Taxes in Municipal Budget			
Financial Administration		12,555.70	Business Personalty Replacement Taxes	59,602.00		County Taxes 389,561.25			
Assessment of Taxes		16,370.40	Taxes from Public Utilities	168,786.55		County Library Taxes			
Collection of Taxes		5,225.00	Other Miscellaneous Tax Revenues			Local Municipal Purpose Taxes 602,914.15			
Planning, Housing & Development		900.00	State Aid Revenues	7,248.00		Veteran & Senior Citizen Taxes 86,050.00			
Elections		95,312.40	Federal Aid Revenues			Total Taxes for Rate Computation 3,951,541.40			
General Administration (other)		6,650.00	Sale of Acquired Property			Special District Taxes			
JUDICIARY			Other Miscellaneous Revenues	101,571.22		Bank Stock Taxes 5,061.88			
Municipal Courts		30,970.00	Total 1968 Revenues	4,253,629.84		Added and Omitted Taxes 42,059.44			
PUBLIC SAFETY		270,456.64	Prior Years Surplus Appropriated	485,000.00		Total Taxes Levied 3,912,612.72			
Fire Protection		1,500.00	TOTAL REVENUES	4,738,629.84		1968 TAXES COLLECTED 3,864,308.75			
Police Protection		7,795.00				1968 Taxes Cancelled, Abated or Adjusted 10,501.60			
Civil Defense & Disaster Control						Transfer To Tax Title Liens 74.40			
Environmental Inspection & Control						Balance Outstanding Dec. 31, 1968 47,422.79			
Other Public Safety									
PUBLIC WORKS			1968 REAL PROPERTY VALUATIONS - ASSESSED			PRIOR YEARS TAXES OUTSTANDING			
Streets and Drainage		164,024.54	Code Class %	1,296,800.00		Balance January 1, 1968 56,274.65			
Sewers and Sewage Processing		43,964.94	1 Vacant Land 1.22	98,281,800.00		Collected in 1968 52,113.32			
Garbage and Trash Disposal			2 Residential 92.82	60,700.00		Cancelled, Abated or Adjusted (1968) 790.61			
Public Buildings and Grounds		18,456.00	3 Farm .06	5,433,700.00		Transfers to Tax Title Liens			
Other Public Works			4a Commercial 5.13	813,400.00		Balance December 31, 1968 3,370.72			
HEALTH and WELFARE			4b Industrial .77			TAX TITLE LIENS OUTSTANDING			
Health Services Except Environmental		11,825.00	4c Apartments	105,886,400.00		Balance January 1, 1968 808.93			
Welfare-Public Assistance		1,180.00	Total Valuation 100.00			Transfers From Taxes 74.40			
Hospitals, Clinics, First Aid						Redeemed in 1968			
Animal, Insect, & Rodent Control		500.00				Cancelled, Abated or Adjusted (1968) 697.39			
Other Welfare Services						Balance December 31, 1968 185.94			
RECREATION and CONSERVATION			CAPITAL DEBT AUTHORIZED, DECEMBER 31, 1968			PROPERTY ACQUIRED BY DEED OR FORECLOSURE			
Beaches and Boardwalks		40,321.00	ISSUED AND UNISSUED	2,819,000.00		Balance January 1, 1968 149,600.00			
Parks, Playgrounds, Shade Trees		52,159.57	School	1,161,910.00		Transfers From Liens 4,200.00			
Land Reclamation & Conservation			Self-liquidating	1,161,910.00		Sale for Cash (1968)			
Other Recreational Services		86,417.00	Other	1,161,910.00		Cancelled, Abated or Adjusted (1968)			
EDUCATION (excluding schools)		200.50	Total	3,980,910.00		Balance December 31, 1968 153,800.00			
Libraries			ISSUED AND OUTSTANDING			CURRENT FINANCES DECEMBER 31, 1968			
Other Educational Services			School	2,819,000.00		ASSETS			
STATUTORY EXPENDITURES			Self-liquidating	715,560.00		Cash on Hand Dec. 31, 1968 708,878.31			
Pensions & F. I. C. A.		75,027.00	Other	3,534,560.00		Taxes Receivable 50,793.51			
Employee Fringe Benefits		14,000.00	Total	107,443,359.67		Tax Title Liens 185.94			
Other Statutory Expenditures						Foreclosed Property 153,800.00			
TOTAL MUNICIPAL FUNCTIONS		955,810.69				Emergencies & Other Deferred Charges 19,800.00			
CAPITAL IMPROVEMENTS		150,000.00				State Aid Receivable			
DEBT SERVICE						Other Receivables 2,226.13			
Principal Payments		53,000.00				Total 935,683.89			
Interest Payments		23,480.25				LIABILITIES			
Other Debt Administration		21,543.57				Cash Liabilities 137,333.47			
DEFERRED CHARGES		3,262,577.25				Reserves For Receivables 207,005.58			
SCHOOL, COUNTY, SPECIAL DISTRICT TAXES		232,259.52				Surplus on Hand Dec. 31, 1968 591,344.84			
RESERVE FOR UNCOLLECTED TAXES						Total 935,683.89			
TOTAL EXPENDITURES		4,698,671.28							

0415
Population 1960 17,591
Population 1968 24,670

Moody Rating
Land Area 23.48 Sq. Miles

Net Valuation Taxable 42,101,249
State Equalized Value 95,359,567
Net Valuation on Which County Taxes are apportioned: 92,106,152
State Equalization Ratio .4415

GLOUCESTER TWP

TAX RATE:
General Rate Per \$100. 8.64
Effective Tax Rate
General Rate 3.81
Municipal Functions 1.17

PER CAPITA:

Gross Debt 282.14
Net Debt 72.64
Debt Service
Total Tax Levy 147.92
Municipal Functions 45.31

PER CENT:

Gross Debt 7.91
Net Debt 2.03
Tax Levy Collected 96.58
Tax Levy Cancelled, Abated or Adjusted .03

1968 EXPENDITURES		1968 REVENUES		1968 PROPERTY TAX	
GENERAL GOVERNMENT		1968 Property Taxes Collected 3,524,689.82		Local District School Taxes 1,458,874.73	
Governing Body & Public Boards		1968 Payments in Lieu of Taxes		Regional & Consolidated School Taxes	722,682.50
Municipal Clerk	7,200.00	Delinquent Tax & Lien Collections	140,916.71	School Taxes in Municipal Budget	
Financial Administration	9,550.00	Business Personality Replacement Taxes	77,964.00	County Taxes	898,145.91
Assessment of Taxes	31,291.67	Taxes from Public Utilities	303,632.03	County Library Taxes	11,040.38
Collection of Taxes	8,746.25	Other Miscellaneous Tax Revenues		Local Municipal Purpose Taxes	408,475.91
Planning, Housing & Development		State Aid Revenues	17,064.26	Veteran & Senior Citizen Taxes	136,620.00
Elections		Federal Aid Revenues		Total Taxes for Rate Computation	3,635,839.43
General Administration (other)	59,604.18	Sale of Acquired Property	16,870.00	Special District Taxes	132,008.71
JUDICIARY		Other Miscellaneous Revenues	131,583.58	Bank Stock Taxes	3,324.09
Municipal Courts	14,379.98	Total 1968 Revenues	4,212,720.40	Added and Omitted Taxes	14,815.13
PUBLIC SAFETY		Prior Years Surplus Appropriated	225,000.00	Total Taxes Levied	3,649,367.36
Fire Protection	11,872.00	TOTAL REVENUES	4,437,720.40	1968 TAXES COLLECTED	3,524,689.82
Police Protection	233,085.29			1968 Taxes Cancelled, Abated or Adjusted	1,414.64
Civil Defense & Disaster Control	1,622.58			Transfer To Tax Title Liens	13,316.52
Environmental Inspection & Control	10,265.40			Balance Outstanding Dec. 31, 1968	169,798.09
Other Public Safety					
PUBLIC WORKS		1968 REAL PROPERTY VALUATIONS - ASSESSED			
Streets and Drainage	233,278.01	Code	Class	%	
Sewers and Sewage Processing		1	Vacant Land	5.16	2,128,750.00
Garbage and Trash Disposal	101,589.94	2	Residential	81.10	33,465,100.00
Public Buildings and Grounds	10,995.00	3	Farm	1.93	798,000.00
Other Public Works		4a	Commercial	7.32	3,019,125.00
HEALTH and WELFARE		4b	Industrial	2.47	1,020,625.00
Health Services Except Environmental	14,149.67	4c	Apartments	2.01	831,375.00
Welfare-Public Assistance	709.35	Total Valuation	99.99		41,262,975.00
Hospitals, Clinics, First Aid					
Animal, Insect, & Rodent Control	3,371.04	CAPITAL DEBT AUTHORIZED, DECEMBER 31, 1968			
Other Welfare Services		ISSUED AND UNISSUED	GROSS DEBT	NET DEBT	
RECREATION and CONSERVATION		School	6,836,442.20	1,668,234.95	
Beaches and Boardwalks		Self-liquidating	124,000.00	124,000.00	
Parks, Playgrounds, Shade Trees	14,605.35	Other	6,960,442.20	1,792,234.95	
Land Reclamation & Conservation		Total			
Other Recreational Services	700.00	ISSUED AND OUTSTANDING			
EDUCATION (excluding schools)		School		6,787,211.81	
Libraries	400.00	Self-liquidating		104,000.00	
Other Educational Services		Other		6,891,211.81	
STATUTORY EXPENDITURES		Total			
Pensions & F. I. C. A.	40,392.96	EQUALIZED VALUATION BASIS		87,925,501.67	
Employee Fringe Benefits	9,553.33	1968 CAPITAL OUTLAY		84,282.18	
Other Statutory Expenditures		Beaches and Boardwalks			
TOTAL MUNICIPAL FUNCTIONS	817,362.00	Parks and Playgrounds			
CAPITAL IMPROVEMENTS	28,000.00	Public Buildings and Grounds		3,675.00	
DEBT SERVICE		Vehicular Equipment			
Principal Payments		Streets, Roads, Sidewalks, Storm Sewers			
Interest Payments		Sewer System			
Other Debt Administration		Water System			
DEFERRED CHARGES	26,864.09	Other Utilities			
SCHOOL, COUNTY, SPECIAL DISTRICT TAXES	3,222,752.23	Hospitals and Clinics			
RESERVE FOR UNCOLLECTED TAXES	245,573.91	Garbage and Trash Disposal Facilities			
		Health Equipment			
		Library and Education Facilities			
		Conservation and Recreation			
TOTAL EXPENDITURES	4,340,552.23	Other Expenditures		80,607.18	

Moody Rating
Land Area 2.46 Sq. Miles

Net Valuation Taxable	26,358,438
State Equalized Value	56,393,748
Net Valuation on Which County Taxes are apportioned:	58,080,162
State Equalization Ratio	.4674

GLOUCESTER CITY	
TAX RATE:	
General Rate Per \$100.	7.62
Effective Tax Rate	
General Rate	3.56
Municipal Functions	2.23

PER CAPITA:	
Gross Debt	166.54
Net Debt	
Debt Service	
Total Tax Levy	115.78
Municipal Functions	75.79

PER CENT:

Gross Debt	3.34
Net Debt	
Tax Levy Collected	95.83
Tax Levy Cancelled, Abated or Adjusted	1.6

1968 EXPENDITURES		1968 REVENUES		1968 PROPERTY TAX	
GENERAL GOVERNMENT		1968 Property Taxes Collected		Local District School Taxes	
Governing Body & Public Boards		1,846,357.57		896,300.75	
Municipal Clerk		1968 Payments in Lieu of Taxes		Regional & Consolidated School Taxes	
Financial Administration	29,062.00	84,458.63		School Taxes in Municipal Budget	
Assessment of Taxes	5,550.00	Business Personalty Replacement Taxes		County Taxes	
Collection of Taxes	8,395.00	305,417.00		566,122.53	
Planning, Housing & Development	34,897.00	Taxes from Public Utilities		County Library Taxes	
Elections	2,500.00	240,187.08		6,961.83	
General Administration (other)	49,900.00	Other Miscellaneous Tax Revenues		Local Municipal Purpose Taxes	
		State Aid Revenues		446,764.65	
		7,209.00		Veteran & Senior Citizen Taxes	
		Federal Aid Revenues		91,100.00	
		Sale of Acquired Property		Total Taxes for Rate Computation	
		250.00		2,007,249.76	
JUDICIARY		Other Miscellaneous Revenues		Special District Taxes	
Municipal Courts	15,600.00	96,456.81		Bank Stock Taxes	
		Total 1968 Revenues		2,580,336.09	
PUBLIC SAFETY		Prior Years Surplus Appropriated		Added and Omitted Taxes	
Fire Protection	144,785.00	110,000.00		7,555.23	
Police Protection	234,415.00	TOTAL REVENUES		Total Taxes Levied	
Civil Defense & Disaster Control	2,000.00	2,690,336.09		1,926,679.65	
Environmental Inspection & Control	13,350.00	1968 REAL PROPERTY VALUATIONS - ASSESSED		1968 TAXES COLLECTED	
Other Public Safety				1,846,357.57	
PUBLIC WORKS				1968 Taxes Cancelled, Abated or Adjusted	
Streets and Drainage	233,257.00			1,289.68	
Sewers and Sewage Processing				Transfer To Tax Title Liens	
Garbage and Trash Disposal	6,000.00			8,811.57	
Public Buildings and Grounds	26,776.00			Balance Outstanding Dec. 31, 1968	
Other Public Works				68,311.28	
HEALTH and WELFARE				PRIOR YEARS TAXES OUTSTANDING	
Health Services Except Environmental	57,485.00			Balance January 1, 1968	
Welfare-Public Assistance	17,050.00			98,338.17	
Hospitals, Clinics, First Aid	7,500.00			Collected in 1968	
Animal, Insect, & Rodent Control				77,289.17	
Other Welfare Services				Cancelled, Abated or Adjusted (1968)	
RECREATION and CONSERVATION				Transfers to Tax Title Liens	
Beaches and Boardwalks				2,207.22	
Parks, Playgrounds, Shade Trees	31,500.00			Balance December 31, 1968	
Land Reclamation & Conservation				18,841.78	
Other Recreational Services	16,000.00			TAX TITLE LIENS OUTSTANDING	
EDUCATION (excluding schools)				Balance January 1, 1968	
Libraries	31,084.43			31,433.81	
Other Educational Services	10,000.00			Transfers From Taxes	
STATUTORY EXPENDITURES				11,299.66	
Pensions & F. I. C. A.	83,300.89			Redeemed in 1968	
Employee Fringe Benefits	36,000.00			7,169.46	
Other Statutory Expenditures				Cancelled, Abated or Adjusted (1968)	
				Balance December 31, 1968	
				35,564.01	
TOTAL MUNICIPAL FUNCTIONS	1,096,407.32			PROPERTY ACQUIRED BY DEED OR FORECLOSURE	
CAPITAL IMPROVEMENTS	8,500.00			Balance January 1, 1968	
DEBT SERVICE				61,685.00	
Principal Payments				Transfers From Liens	
Interest Payments				Sale for Cash (1968)	
Other Debt Administration				250.00	
DEFERRED CHARGES	6,536.68			Cancelled, Abated or Adjusted (1968)	
SCHOOL, COUNTY, SPECIAL DISTRICT TAXES	1,469,385.11			Balance December 31, 1968	
RESERVE FOR UNCOLLECTED TAXES	149,859.14			61,435.00	
				CURRENT FINANCES DECEMBER 31, 1968	
TOTAL EXPENDITURES	2,730,688.25			ASSETS	
				Cash on Hand Dec. 31, 1968	
				307,914.64	
				Taxes Receivable	
				87,153.06	
				Tax Title Liens	
				35,564.01	
				Foreclosed Property	
				61,435.00	
				Emergencies & Other Deferred Charges	
				137.83	
				State Aid Receivable	
				1,797.53	
				Other Receivables	
				9,055.06	
				Total	
				503,057.13	
				LIABILITIES	
				Cash Liabilities	
				81,201.40	
				Reserves For Receivables	
				193,207.13	
				Surplus on Hand Dec. 31, 1968	
				228,648.60	
				Total	
				503,057.13	

1908		GREEN TWP		PER CAPITA:		PER CENT:		
Population 1960	854	Net Valuation Taxable	8,034,404	TAX RATE:	Gross Debt	108.20	Gross Debt	1.36
Population 1968	1,340	State Equalized Value	10,341,619	General Rate Per \$100.	Net Debt		Net Debt	
		Net Valuation on Which County Taxes		Effective Tax Rate	Debt Service		Tax Levy Collected	89.40
Moody Rating		are apportioned:	11,325,771	General Rate	Total Tax Levy	256.61	Tax Levy Cancelled, Abated	
Land Area	16.50 Sq. Miles	State Equalization Ratio	.7769	Municipal Functions	Municipal Functions	75.19	or Adjusted	
1968 EXPENDITURES		1968 REVENUES		1968 PROPERTY TAX				
GENERAL GOVERNMENT		1968 Property Taxes Collected		307,422.79		Local District School Taxes		222,776.37
Governing Body & Public Boards		1968 Payments in Lieu of Taxes				Regional & Consolidated School Taxes		
Municipal Clerk		Delinquent Tax & Lien Collections		22,305.44		School Taxes in Municipal Budget		
Financial Administration		1,130.00	Business Personalty Replacement Taxes	8,161.00		County Taxes		80,400.25
Assessment of Taxes		2,430.00	Taxes from Public Utilities	11,706.77		County Library Taxes		3,973.16
Collection of Taxes		3,500.00	Other Miscellaneous Tax Revenues			Local Municipal Purpose Taxes		34,789.63
Planning, Housing & Development		600.00	State Aid Revenues	16,874.00		Veteran & Senior Citizen Taxes		5,120.00
Elections			Federal Aid Revenues			Total Taxes for Rate Computation		347,059.41
General Administration (other)		6,240.00	Sale of Acquired Property			Special District Taxes		
JUDICIARY			Other Miscellaneous Revenues	6,470.81		Bank Stock Taxes		
Municipal Courts		750.00	Total 1968 Revenues	372,940.81		Added and Omitted Taxes		1,924.13
PUBLIC SAFETY			Prior Years Surplus Appropriated			Total Taxes Levied		343,863.54
Fire Protection		1,700.00	TOTAL REVENUES	372,940.81		1968 TAXES COLLECTED		307,422.79
Police Protection		900.00				1968 Taxes Cancelled, Abated or Adjusted		12.96
Civil Defense & Disaster Control		505.00				Transfer To Tax Title Liens		7,724.25
Environmental Inspection & Control		1,200.00				Balance Outstanding Dec. 31, 1968		28,563.93
Other Public Safety								
PUBLIC WORKS			1968 REAL PROPERTY VALUATIONS - ASSESSED			PRIOR YEARS TAXES OUTSTANDING		
Streets and Drainage		38,722.77	Code Class %	976,360.00		Balance January 1, 1968		21,547.56
Sewers and Sewage Processing			1 Vacant Land 12.25	3,694,695.00		Collected in 1968		18,767.95
Garbage and Trash Disposal		2,550.00	2 Residential 46.36	2,929,520.00		Cancelled, Abated or Adjusted (1968)		32.49
Public Buildings and Grounds		1,280.00	3 Farm 36.76	21,715.00		Transfers to Tax Title Liens		728.97
Other Public Works			4a Commercial .27	347,395.00		Balance December 31, 1968		2,018.15
HEALTH and WELFARE			4b Industrial 4.36					
Health Services Except Environmental		1,610.00	4c Apartments	7,969,685.00		TAX TITLE LIENS OUTSTANDING		
Welfare-Public Assistance		565.00	Total Valuation 100.00			Balance January 1, 1968		22,841.24
Hospitals, Clinics, First Aid		300.00				Transfers From Taxes		8,453.22
Animal, Insect, & Rodent Control						Redeemed in 1968		3,537.49
Other Welfare Services						Cancelled, Abated or Adjusted (1968)		
RECREATION and CONSERVATION						Balance December 31, 1968		27,756.97
Beaches and Boardwalks						PROPERTY ACQUIRED BY DEED OR		
Parks, Playgrounds, Shade Trees						FORECLOSURE		
Land Reclamation & Conservation						Balance January 1, 1968		
Other Recreational Services						Transfers From Liens		
EDUCATION (excluding schools)						Sale for Cash (1968)		
Libraries						Cancelled, Abated or Adjusted (1968)		
Other Educational Services						Balance December 31, 1968		
STATUTORY EXPENDITURES						CURRENT FINANCES DECEMBER 31, 1968		
Pensions & F. I. C. A.		1,250.00				ASSETS		
Employee Fringe Benefits						Cash on Hand Dec. 31, 1968		126,576.52
Other Statutory Expenditures						Taxes Receivable		30,582.08
TOTAL MUNICIPAL FUNCTIONS		65,232.77				Tax Title Liens		27,756.97
CAPITAL IMPROVEMENTS						Foreclosed Property		
DEBT SERVICE						Emergencies & Other Deferred Charges		4,381.61
Principal Payments						State Aid Receivable		38,596.30
Interest Payments						Other Receivables		
Other Debt Administration						Total		227,893.48
DEFERRED CHARGES		3,100.00				LIABILITIES		
SCHOOL, COUNTY, SPECIAL DISTRICT TAXES		307,149.78				Cash Liabilities		139,666.65
RESERVE FOR UNCOLLECTED TAXES		32,426.86				Reserves For Receivables		58,339.05
TOTAL EXPENDITURES		407,909.41				Surplus on Hand Dec. 31, 1968		29,887.78
						Total		227,893.48

1809		GREEN BROOK TWP				PER CAPITA:		PER CENT:		
Population 1960	3,622	Net Valuation Taxable	15,938,625	TAX RATE:		Gross Debt	988.47	Gross Debt	11.91	
Population 1968	4,460	State Equalized Value	39,296,412	General Rate Per \$100.		Net Debt	656.74	Net Debt	7.91	
		Net Valuation on Which County Taxes		Effective Tax Rate		Debt Service		Tax Levy Collected	94.23	
Moody Rating		are apportioned:	38,134,588	General Rate		Total Tax Levy	263.69	Tax Levy Cancelled, Abated		
Land Area	4.70 Sq. Miles	State Equalization Ratio	.4056	Municipal Functions		Municipal Functions	92.55	or Adjusted	.30	
1968 EXPENDITURES		1968 REVENUES			1968 PROPERTY TAX					
GENERAL GOVERNMENT		1968 Property Taxes Collected			1,108,294.63		Local District School Taxes			840,999.55
Governing Body & Public Boards		1968 Payments in Lieu of Taxes					Regional & Consolidated School Taxes			
Municipal Clerk		Delinquent Tax & Lien Collections			51,752.29		School Taxes in Municipal Budget			
Financial Administration		6,160.00	Business Personality Replacement Taxes			32,144.00	County Taxes			187,157.54
Assessment of Taxes		5,600.00	Taxes from Public Utilities			69,197.24	County Library Taxes			10,266.89
Collection of Taxes		10,000.00	Other Miscellaneous Tax Revenues				Local Municipal Purpose Taxes			125,110.30
Planning, Housing & Development		2,325.00	State Aid Revenues			17,775.00	Veteran & Senior Citizen Taxes			28,660.00
Elections		630.00	Federal Aid Revenues				Total Taxes for Rate Computation			1,192,194.28
General Administration (other)		60,140.00	Sale of Acquired Property				Special District Taxes			
JUDICIARY			Other Miscellaneous Revenues			37,207.05	Bank Stock Taxes			12,545.90
Municipal Courts		3,500.00	Total 1968 Revenues			1,316,370.21	Added and Omitted Taxes			1,176,080.18
PUBLIC SAFETY			Prior Years Surplus Appropriated			87,790.31	Total Taxes Levied			1,108,294.63
Fire Protection		31,800.00	TOTAL REVENUES			1,404,160.52	1968 TAXES COLLECTED			
Police Protection		82,641.00	1968 REAL PROPERTY VALUATIONS - ASSESSED				1968 Taxes Cancelled, Abated or Adjusted			3,588.88
Civil Defense & Disaster Control			Code Class %				Transfer To Tax Title Liens			2,173.04
Environmental Inspection & Control			1 Vacant Land 8.04			1,273,600.00	Balance Outstanding Dec. 31, 1968			62,023.63
Other Public Safety			2 Residential 70.09			11,105,200.00	PRIOR YEARS TAXES OUTSTANDING			
PUBLIC WORKS			3 Farm				Balance January 1, 1968			54,313.90
Streets and Drainage		74,200.00	4a Commercial 20.65			3,271,800.00	Collected in 1968			51,752.29
Sewers and Sewage Processing			4b Industrial 1.23			194,500.00	Cancelled, Abated or Adjusted (1968)			1,405.42
Garbage and Trash Disposal			4c Apartments				Transfers to Tax Title Liens			915.43
Public Buildings and Grounds		15,200.00	Total Valuation 100.01			15,845,100.00	Balance December 31, 1968			240.76
Other Public Works			CAPITAL DEBT AUTHORIZED, DECEMBER 31, 1968				TAX TITLE LIENS OUTSTANDING			
HEALTH and WELFARE			ISSUED AND UNISSUED				Balance January 1, 1968			2,427.47
Health Services Except Environmental		7,625.00	GROSS DEBT			2,890,000.00	Transfers From Taxes			3,245.32
Welfare-Public Assistance		2,600.00	NET DEBT			1,210,497.18	Redeemed in 1968			
Hospitals, Clinics, First Aid		1,200.00	School			1,575,900.00	Cancelled, Abated or Adjusted (1968)			5,672.79
Animal, Insect, & Rodent Control			Self-liquidating			142,697.04	PROPERTY ACQUIRED BY DEED OR FORECLOSURE			
Other Welfare Services			Other			142,697.04	Balance January 1, 1968			21,900.00
RECREATION and CONSERVATION			Total			4,408,597.04	Transfers From Liens			
Beaches and Boardwalks			ISSUED AND OUTSTANDING				Sale for Cash (1968)			
Parks, Playgrounds, Shade Trees			School			2,690,000.00	Cancelled, Abated or Adjusted (1968)			21,900.00
Land Reclamation & Conservation			Self-liquidating			1,355,000.00	Balance December 31, 1968			
Other Recreational Services		3,100.00	Other			120,000.00	CURRENT FINANCES DECEMBER 31, 1968			
EDUCATION (excluding schools)			Total			4,165,000.00	ASSETS			
Libraries			EQUALIZED VALUATION BASIS			36,987,570.67	Cash on Hand Dec. 31, 1968			245,461.83
Other Educational Services			1968 CAPITAL OUTLAY			267,520.91	Taxes Receivable			62,264.39
STATUTORY EXPENDITURES			Beaches and Boardwalks				Tax Title Liens			5,672.79
Pensions & F. I. C. A.		13,387.00	Parks and Playgrounds			521.90	Foreclosed Property			21,900.00
Employee Fringe Benefits		4,860.00	Public Buildings and Grounds				Emergencies & Other Deferred Charges			7,209.69
Other Statutory Expenditures			Vehicular Equipment				State Aid Receivable			27,995.04
TOTAL MUNICIPAL FUNCTIONS		329,763.00	Streets, Roads, Sidewalks, Storm Sewers			115,954.01	Other Receivables			965.63
CAPITAL IMPROVEMENTS		10,000.00	Sewer System			151,045.00	Total			371,469.37
DEBT SERVICE			Water System				LIABILITIES			
Principal Payments			Other Utilities				Cash Liabilities			249,646.58
Interest Payments			Hospitals and Clinics				Reserves For Receivables			90,802.81
Other Debt Administration		2,500.00	Garbage and Trash Disposal Facilities				Surplus on Hand Dec. 31, 1968			31,019.98
DEFERRED CHARGES			Health Equipment				Total			371,469.37
SCHOOL, COUNTY, SPECIAL DISTRICT TAXES		1,038,423.98	Library and Education Facilities							
RESERVE FOR UNCOLLECTED TAXES		70,516.30	Conservation and Recreation							
TOTAL EXPENDITURES		1,451,203.28	Other Expenditures							

0606		GREENWICH TWP			PER CAPITA:	PER CENT:
Population 1960	1,086	Net Valuation Taxable	1,635,859	TAX RATE:	Gross Debt 48.78	Gross Debt 1.36
Population 1968	1,230	State Equalized Value	4,393,926	General Rate Per \$100. 9.87	Net Debt	Net Debt
		Net Valuation on Which County Taxes are apportioned:	4,379,700	Effective Tax Rate	Debt Service	Tax Levy Collected 89.86
Moody Rating		State Equalization Ratio	.3723	General Rate 3.67	Total Tax Levy 126.25	Tax Levy Cancelled, Abated or Adjusted
Land Area 19.00 Sq. Miles				Municipal Functions 1.27	Municipal Functions 45.50	
1968 EXPENDITURES		1968 REVENUES		1968 PROPERTY TAX		
GENERAL GOVERNMENT		1968 Property Taxes Collected		139,555.39	Local District School Taxes	106,204.51
Governing Body & Public Boards		1968 Payments in Lieu of Taxes			Regional & Consolidated School Taxes	
Municipal Clerk		Delinquent Tax & Lien Collections		8,765.01	School Taxes in Municipal Budget	
Financial Administration	1,900.00	Business Personalty Replacement Taxes		7,919.00	County Taxes	37,526.48
Assessment of Taxes	1,100.00	Taxes from Public Utilities		12,002.18	County Library Taxes	
Collection of Taxes	1,500.00	Other Miscellaneous Tax Revenues		6,094.00	Local Municipal Purpose Taxes	11,558.00
Planning, Housing & Development	2,600.00	State Aid Revenues			Veteran & Senior Citizen Taxes	6,140.00
Elections	200.00	Federal Aid Revenues			Total Taxes for Rate Computation	161,428.99
General Administration (other)	6,050.00	Sale of Acquired Property			Special District Taxes	
JUDICIARY		Other Miscellaneous Revenues		1,866.93	Bank Stock Taxes	
Municipal Courts	550.00	Total 1968 Revenues		176,202.51	Added and Omitted Taxes	
PUBLIC SAFETY		Prior Years Surplus Appropriated		9,000.00	Total Taxes Levied	155,288.99
Fire Protection	2,400.00	TOTAL REVENUES		185,202.51	1968 TAXES COLLECTED	139,555.39
Police Protection	450.00	1968 REAL PROPERTY VALUATIONS - ASSESSED			1968 Taxes Cancelled, Abated or Adjusted	
Civil Defense & Disaster Control	100.00	Code Class %			Transfer To Tax Title Liens	
Environmental Inspection & Control	300.00	1 Vacant Land 2.59		41,285.00	Balance Outstanding Dec. 31, 1968	15,733.60
Other Public Safety		2 Residential 48.43		772,830.00		
PUBLIC WORKS		3 Farm 42.94		685,115.00	PRIOR YEARS TAXES OUTSTANDING	
Streets and Drainage	10,975.00	4a Commercial 6.06		96,650.00	Balance January 1, 1968	11,286.48
Sewers and Sewage Processing		4b Industrial			Collected in 1968	8,675.01
Garbage and Trash Disposal	3,175.00	4c Apartments			Cancelled, Abated or Adjusted (1968)	
Public Buildings and Grounds	1,450.00	Total Valuation 100.02		1,595,880.00	Transfers to Tax Title Liens	
Other Public Works		CAPITAL DEBT AUTHORIZED, DECEMBER 31, 1968			Balance December 31, 1968	2,611.47
HEALTH and WELFARE		ISSUED AND UNISSUED			TAX TITLE LIENS OUTSTANDING	
Health Services Except Environmental	625.00	School			Balance January 1, 1968	1,956.50
Welfare-Public Assistance	350.00	Self-liquidating			Transfers From Taxes	
Hospitals, Clinics, First Aid		Other			Redeemed in 1968	90.00
Animal, Insect, & Rodent Control		Total		60,000.00	Cancelled, Abated or Adjusted (1968)	
Other Welfare Services		ISSUED AND OUTSTANDING			Balance December 31, 1968	1,866.50
RECREATION and CONSERVATION		School		60,000.00	PROPERTY ACQUIRED BY DEED OR FORECLOSURE	
Beaches and Boardwalks		Self-liquidating			Balance January 1, 1968	250.00
Parks, Playgrounds, Shade Trees	1,400.00	Other			Transfers From Liens	
Land Reclamation & Conservation		Total		60,000.00	Sale for Cash (1968)	
Other Recreational Services		EQUALIZED VALUATION BASIS		4,387,811.33	Cancelled, Abated or Adjusted (1968)	
EDUCATION (excluding schools)		1968 CAPITAL OUTLAY			Balance December 31, 1968	250.00
Libraries		Beaches and Boardwalks			CURRENT FINANCES DECEMBER 31, 1968	
Other Educational Services		Parks and Playgrounds			ASSETS	
STATUTORY EXPENDITURES		Public Buildings and Grounds			Cash on Hand Dec. 31, 1968	57,618.54
Pensions & F. I. C. A.	630.00	Vehicular Equipment			Taxes Receivable	18,345.07
Employee Fringe Benefits		Streets, Roads, Sidewalks, Storm Sewers			Tax Title Liens	1,866.50
Other Statutory Expenditures		Sewer System			Foreclosed Property	250.00
TOTAL MUNICIPAL FUNCTIONS	35,755.00	Water System			Emergencies & Other Deferred Charges	
CAPITAL IMPROVEMENTS	500.00	Other Utilities			State Aid Receivable	4,952.00
DEBT SERVICE		Hospitals and Clinics			Other Receivables	633.29
Principal Payments		Garbage and Trash Disposal Facilities			Total	83,665.40
Interest Payments	10.00	Health Equipment			LIABILITIES	
Other Debt Administration		Library and Education Facilities			Cash Liabilities	39,243.34
DEFERRED CHARGES	4,500.00	Conservation and Recreation			Reserves For Receivables	21,094.86
SCHOOL, COUNTY, SPECIAL DISTRICT TAXES	143,730.99	Other Expenditures			Surplus on Hand Dec. 31, 1968	23,327.20
RESERVE FOR UNCOLLECTED TAXES	15,206.00				Total	83,665.40
TOTAL EXPENDITURES	199,701.99					

0807		GREENWICH TWP				PER CAPITA:		PER CENT:		
Population 1960	4,065	Net Valuation Taxable	29,685,210	TAX RATE:		Gross Debt	220.93	Gross Debt	1.19	
Population 1968	5,660	State Equalized Value	91,536,262	General Rate Per \$100.		Net Debt		Net Debt		
		Net Valuation on Which County Taxes		Effective Tax Rate		Debt Service	.08	Tax Levy Collected	98.81	
Moody Rating		are apportioned:	97,204,746	General Rate		Total Tax Levy	316.25	Tax Levy Cancelled, Abated		
Land Area	9.60 Sq. Miles	State Equalization Ratio	.3243	Municipal Functions		Municipal Functions	83.15	or Adjusted		
1968 EXPENDITURES		1968 REVENUES			1968 PROPERTY TAX					
GENERAL GOVERNMENT		1968 Property Taxes Collected			1,768,760.74		Local District School Taxes			836,866.00
Governing Body & Public Boards		1968 Payments In Lieu of Taxes					Regional & Consolidated School Taxes			
Municipal Clerk		Delinquent Tax & Lien Collections			21,239.19		School Taxes in Municipal Budget			
Financial Administration		Business Personalty Replacement Taxes			213,354.00		County Taxes			423,220.39
Assessment of Taxes		Taxes from Public Utilities			114,450.62		County Library Taxes			
Collection of Taxes		Other Miscellaneous Tax Revenues					Local Municipal Purpose Taxes			521,110.10
Planning, Housing & Development		State Aid Revenues			8,484.40		Veteran & Senior Citizen Taxes			40,240.00
Elections		Federal Aid Revenues					Total Taxes for Rate Computation			1,821,436.49
General Administration (other)		Sale of Acquired Property					Special District Taxes			
JUDICIARY		Other Miscellaneous Revenues			8,197.07		Bank Stock Taxes			1,049.90
Municipal Courts		Total 1968 Revenues			2,134,486.02		Added and Omitted Taxes			7,758.02
PUBLIC SAFETY		Prior Years Surplus Appropriated			80,000.00		Total Taxes Levied			1,790,004.41
Fire Protection		TOTAL REVENUES			2,214,486.02		1968 TAXES COLLECTED			1,768,760.74
Police Protection							1968 Taxes Cancelled, Abated or Adjusted			
Civil Defense & Disaster Control							Transfer To Tax Title Liens			
Environmental Inspection & Control							Balance Outstanding Dec. 31, 1968			21,243.67
Other Public Safety										
PUBLIC WORKS		1968 REAL PROPERTY VALUATIONS - ASSESSED								
Streets and Drainage		Code Class %			197,850.00		PRIOR YEARS TAXES OUTSTANDING			
Sewers and Sewage Processing		1 Vacant Land .67			4,645,365.00		Balance January 1, 1968			32,030.29
Garbage and Trash Disposal		2 Residential 15.71			6,445,365.00		Collected in 1968			19,734.84
Public Buildings and Grounds		3 Farm .42			124,920.00		Cancelled, Abated or Adjusted (1968)			
Other Public Works		4a Commercial 1.14			335,895.00		Transfers to Tax Title Liens			
HEALTH and WELFARE		4b Industrial 82.00			24,242,845.00		Balance December 31, 1968			12,295.45
Health Services Except Environmental		4c Apartments .06			16,305.00		TAX TITLE LIENS OUTSTANDING			
Welfare-Public Assistance		Total Valuation 100.00			29,563,180.00		Balance January 1, 1968			4,276.47
Hospitals, Clinics, First Aid		CAPITAL DEBT AUTHORIZED, DECEMBER 31, 1968								
Animal, Insect, & Rodent Control		ISSUED AND UNISSUED			GROSS DEBT		Transfers From Taxes			
Other Welfare Services		School			1,093,000.00		Redeemed in 1968			1,504.35
RECREATION and CONSERVATION		Self-liquidating			157,518.48		Cancelled, Abated or Adjusted (1968)			
Beaches and Boardwalks		Other			1,250,518.48		Balance December 31, 1968			2,772.12
Parks, Playgrounds, Shade Trees		Total					PROPERTY ACQUIRED BY DEED OR FORECLOSURE			
Land Reclamation & Conservation		ISSUED AND OUTSTANDING								
Other Recreational Services		School			193,000.00		Balance January 1, 1968			1,523.00
EDUCATION (excluding schools)		Self-liquidating								
Libraries		Other								
Other Educational Services		Total			193,000.00		Transfers From Liens			
STATUTORY EXPENDITURES		EQUALIZED VALUATION BASIS			105,052,607.67					
Pensions & F. I. C. A.		1968 CAPITAL OUTLAY			16,499.92					
Employee Fringe Benefits		Beaches and Boardwalks								
Other Statutory Expenditures		Parks and Playgrounds								
TOTAL MUNICIPAL FUNCTIONS		Public Buildings and Grounds			7,718.00					
CAPITAL IMPROVEMENTS		Vehicular Equipment			1,366.00					
DEBT SERVICE		Streets, Roads, Sidewalks, Storm Sewers								
Principal Payments		Sewer System			7,415.92					
Interest Payments		Water System								
Other Debt Administration		Other Utilities								
DEFERRED CHARGES		Hospitals and Clinics								
SCHOOL, COUNTY, SPECIAL DISTRICT TAXES		Garbage and Trash Disposal Facilities								
RESERVE FOR UNCOLLECTED TAXES		Health Equipment								
		Library and Education Facilities								
		Conservation and Recreation								
TOTAL EXPENDITURES		Other Expenditures								

2107		GREENWICH TWP.			PER CAPITA:		PER CENT:	
Population 1960	1,397	Net Valuation Taxable	7,770,474	TAX RATE:	Gross Debt	319.62	Gross Debt	5.62
Population 1968	1,580	State Equalized Value	9,640,786	General Rate Per \$100.	Net Debt	149.14	Net Debt	2.62
		Net Valuation on Which County Taxes are apportioned:	9,563,590	Effective Tax Rate	Debt Service		Tax Levy Collected	96.45
Moody Rating		State Equalization Ratio	.8060	General Rate	Total Tax Levy	176.59	Tax Levy Cancelled, Abated or Adjusted	.17
Land Area	10.42 Sq. Miles			Municipal Functions	Municipal Functions	37.84		
1968 EXPENDITURES		1968 REVENUES			1968 PROPERTY TAX			
GENERAL GOVERNMENT								
Governing Body & Public Boards		1968 Property Taxes Collected			269,134.13			
Municipal Clerk		1968 Payments in Lieu of Taxes						
Financial Administration	1,670.00	Delinquent Tax & Lien Collections			9,929.63			
Assessment of Taxes	2,100.00	Business Personalty Replacement Taxes			14,850.00			
Collection of Taxes	1,700.00	Taxes from Public Utilities			35,860.75			
Planning, Housing & Development	1,400.00	Other Miscellaneous Tax Revenues						
Elections		State Aid Revenues			6,485.00			
General Administration (other)	8,150.00	Federal Aid Revenues						
JUDICIARY		Sale of Acquired Property						
Municipal Courts	2,320.00	Other Miscellaneous Revenues			12,213.48			
PUBLIC SAFETY		Total 1968 Revenues			348,472.99			
Fire Protection	2,285.00	Prior Years Surplus Appropriated						
Police Protection	5,200.00	TOTAL REVENUES			348,472.99			
Civil Defense & Disaster Control	200.00	1968 REAL PROPERTY VALUATIONS - ASSESSED						
Environmental Inspection & Control	550.00							
Other Public Safety								
PUBLIC WORKS								
Streets and Drainage	15,730.00							
Sewers and Sewage Processing								
Garbage and Trash Disposal								
Public Buildings and Grounds								
Other Public Works								
HEALTH and WELFARE								
Health Services Except Environmental	2,500.00							
Welfare-Public Assistance	175.00							
Hospitals, Clinics, First Aid								
Animal, Insect, & Rodent Control								
Other Welfare Services								
RECREATION and CONSERVATION								
Beaches and Boardwalks								
Parks, Playgrounds, Shade Trees	800.00							
Land Reclamation & Conservation								
Other Recreational Services								
EDUCATION (excluding schools)								
Libraries	260.00							
Other Educational Services								
STATUTORY EXPENDITURES								
Pensions & F. I. C. A.	1,900.00							
Employee Fringe Benefits								
Other Statutory Expenditures								
TOTAL MUNICIPAL FUNCTIONS	46,940.00							
CAPITAL IMPROVEMENTS	2,500.00							
DEBT SERVICE								
Principal Payments								
Interest Payments								
Other Debt Administration								
DEFERRED CHARGES								
SCHOOL, COUNTY, SPECIAL DISTRICT TAXES	276,022.89							
RESERVE FOR UNCOLLECTED TAXES	10,350.00							
TOTAL EXPENDITURES	335,812.89							

0903		GUTTENBERG TOWN				PER CAPITA:		PER CENT:		
Population 1960	5,118	Net Valuation Taxable	19,292,036	TAX RATE:		Gross Debt	22.32	Gross Debt	.47	
Population 1968	5,420	State Equalized Value	28,180,011	General Rate Per \$100.		Net Debt	12.64	Net Debt	.26	
		Net Valuation on Which County Taxes		Effective Tax Rate		Debt Service	3.39	Tax Levy Collected	95.07	
Moody Rating		are apportioned:	28,504,006	General Rate		Total Tax Levy	171.78	Tax Levy Cancelled, Abated		
Land Area	.20 Sq. Miles	State Equalization Ratio	.6846	Municipal Functions		Municipal Functions	98.15	or Adjusted	.65	
1968 EXPENDITURES		1968 REVENUES		1968 PROPERTY TAX						
GENERAL GOVERNMENT		1968 Property Taxes Collected		885,256.12		Local District School Taxes				345,849.00
Governing Body & Public Boards		1968 Payments in Lieu of Taxes		2,561.69		Regional & Consolidated School Taxes				
Municipal Clerk		Delinquent Tax & Lien Collections		90,772.99		School Taxes in Municipal Budget				
Financial Administration		Business Personality Replacement Taxes		70,114.00		County Taxes				335,791.13
Assessment of Taxes		Taxes from Public Utilities		43,468.08		County Library Taxes				
Collection of Taxes		Other Miscellaneous Tax Revenues		22,500.00		Local Municipal Purpose Taxes				238,302.98
Planning, Housing & Development		State Aid Revenues				Veteran & Senior Citizen Taxes				17,010.00
Elections		Federal Aid Revenues				Total Taxes for Rate Computation				936,953.11
General Administration (other)		Sale of Acquired Property				Special District Taxes				
JUDICIARY		Other Miscellaneous Revenues		46,528.90		Bank Stock Taxes				5,198.33
Municipal Courts		Total 1968 Revenues		1,161,201.78		Added and Omitted Taxes				5,928.37
PUBLIC SAFETY		Prior Years Surplus Appropriated		65,000.00		Total Taxes Levied				931,069.81
Fire Protection		TOTAL REVENUES		1,226,201.78		1968 TAXES COLLECTED				885,256.12
Police Protection						1968 Taxes Cancelled, Abated or Adjusted				6,058.74
Civil Defense & Disaster Control						Transfer To Tax Title Liens				1,391.54
Environmental Inspection & Control						Balance Outstanding Dec. 31, 1968				38,774.35
Other Public Safety										
PUBLIC WORKS		1968 REAL PROPERTY VALUATIONS - ASSESSED				PRIOR YEARS TAXES OUTSTANDING				
Streets and Drainage		Code Class %		44,125.00		Balance January 1, 1968				49,668.48
Sewers and Sewage Processing		1 Vacant Land .23		8,074,370.00		Collected in 1968				38,741.34
Garbage and Trash Disposal		2 Residential 42.12		3,609,397.00		Cancelled, Abated or Adjusted (1968)				910.04
Public Buildings and Grounds		3 Farm		3,737,750.00		Transfers to Tax Title Liens				
Other Public Works		4a Commercial 18.83		3,703,300.00		Balance December 31, 1968				10,017.10
HEALTH and WELFARE		4b Industrial 19.50		19,168,942.00		TAX TITLE LIENS OUTSTANDING				
Health Services Except Environmental		4c Apartments 19.32				Balance January 1, 1968				71,605.38
Welfare-Public Assistance		Total Valuation 100.00				Transfers From Taxes				1,391.54
Hospitals, Clinics, First Aid						Redeemed in 1968				52,031.65
Animal, Insect, & Rodent Control						Cancelled, Abated or Adjusted (1968)				18,277.60
Other Welfare Services						Balance December 31, 1968				2,687.67
RECREATION and CONSERVATION		CAPITAL DEBT AUTHORIZED, DECEMBER 31, 1968				PROPERTY ACQUIRED BY DEED OR FORECLOSURE				
Beaches and Boardwalks		ISSUED AND UNISSUED		GROSS DEBT		Balance January 1, 1968				5,700.00
Parks, Playgrounds, Shade Trees		School		40,000.00		Transfers From Liens				
Land Reclamation & Conservation		Self-liquidating		81,000.00		Sale for Cash (1968)				
Other Recreational Services		Other		68,530.50		Cancelled, Abated or Adjusted (1968)				
EDUCATION (excluding schools)		Total		121,000.00		Balance December 31, 1968				5,700.00
Libraries		ISSUED AND OUTSTANDING				CURRENT FINANCES DECEMBER 31, 1968				
Other Educational Services		School		40,000.00		ASSETS				
STATUTORY EXPENDITURES		Self-liquidating		81,000.00		Cash on Hand Dec. 31, 1968				379,605.56
Pensions & F. I. C. A.		Other		121,000.00		Taxes Receivable				48,791.45
Employee Fringe Benefits		EQUALIZED VALUATION BASIS		25,520,200.67		Tax Title Liens				2,687.67
Other Statutory Expenditures		1968 CAPITAL OUTLAY		12,682.28		Foreclosed Property				5,700.00
TOTAL MUNICIPAL FUNCTIONS		Beaches and Boardwalks		5,852.61		Emergencies & Other Deferred Charges				
CAPITAL IMPROVEMENTS		Parks and Playgrounds		6,829.67		State Aid Receivable				95,197.94
DEBT SERVICE		Public Buildings and Grounds				Other Receivables				.36
Principal Payments		Vehicular Equipment				Total				531,982.98
Interest Payments		Streets, Roads, Sidewalks, Storm Sewers				LIABILITIES				
Other Debt Administration		Sewer System				Cash Liabilities				307,848.89
DEFERRED CHARGES		Water System				Reserves For Receivables				57,179.48
SCHOOL, COUNTY, SPECIAL DISTRICT TAXES		Other Utilities				Surplus on Hand Dec. 31, 1968				166,954.61
RESERVE FOR UNCOLLECTED TAXES		Hospitals and Clinics				Total				531,982.98
TOTAL EXPENDITURES		Garbage and Trash Disposal Facilities								
		Health Equipment								
		Library and Education Facilities								
		Conservation and Recreation								
		Other Expenditures								

0223		HACKENSACK CITY			PER CAPITA:		PER CENT:	
Population 1960	30,521	Net Valuation Taxable	271,122,929	TAX RATE:	Gross Debt	322.87	Gross Debt	4.09
Population 1968	36,050	State Equalized Value	332,993,034	General Rate Per \$100.	Net Debt	77.69	Net Debt	.98
		Net Valuation on Which County Taxes		Effective Tax Rate	Debt Service	21.95	Tax Levy Collected	96.12
Moody Rating	A	are apportioned:	314,403,675	General Rate	Total Tax Levy	244.67	Tax Levy Cancelled, Abated	
Land Area	4.00 Sq. Miles	State Equalization Ratio	.8142	Municipal Functions	Municipal Functions	165.29	or Adjusted	.85
1968 EXPENDITURES		1968 REVENUES			1968 PROPERTY TAX			
GENERAL GOVERNMENT		1968 Property Taxes Collected			8,478,480.58			
Governing Body & Public Boards		1968 Payments in Lieu of Taxes			53,965.50			
Municipal Clerk		Delinquent Tax & Lien Collections			216,785.39			
Financial Administration	64,550.00	Business Personalty Replacement Taxes			977,859.00			
Assessment of Taxes	41,550.00	Taxes from Public Utilities			592,094.08			
Collection of Taxes	46,650.00	Other Miscellaneous Tax Revenues			45,729.71			
Planning, Housing & Development	14,100.00	State Aid Revenues			10,100.00			
Elections	4,450.00	Federal Aid Revenues			430,787.04			
General Administration (other)	222,530.00	Sale of Acquired Property			10,805,801.30			
JUDICIARY		Other Miscellaneous Revenues			427,000.00			
Municipal Courts	33,625.00	Total 1968 Revenues			11,232,801.30			
PUBLIC SAFETY		Prior Years Surplus Appropriated			TOTAL REVENUES			
Fire Protection	855,035.00	1968 REAL PROPERTY VALUATIONS - ASSESSED						
Police Protection	787,550.00	Code Class %						
Civil Defense & Disaster Control	3,450.00	1 Vacant Land 2.64			6,790,400.00			
Environmental Inspection & Control	66,250.00	2 Residential 38.58			99,103,900.00			
Other Public Safety		3 Farm			67,980,100.00			
PUBLIC WORKS		4a Commercial 26.46			29,468,900.00			
Streets and Drainage	615,544.00	4b Industrial 11.47			53,526,000.00			
Sewers and Sewage Processing	338,424.05	4c Apartments 20.84			256,869,300.00			
Garbage and Trash Disposal	303,035.00	Total Valuation 99.99						
Public Buildings and Grounds	228,365.00	CAPITAL DEBT AUTHORIZED, DECEMBER 31, 1968						
Other Public Works		ISSUED AND UNISSUED						
HEALTH and WELFARE		School						
Health Services Except Environmental	51,850.00	Self-liquidating						
Welfare-Public Assistance	33,650.00	Other						
Hospitals, Clinics, First Aid	12,880.00	Total						
Animal, Insect, & Rodent Control	6,680.00	ISSUED AND OUTSTANDING						
Other Welfare Services		School						
RECREATION and CONSERVATION		Self-liquidating						
Beaches and Boardwalks	85,790.00	Other						
Parks, Playgrounds, Shade Trees		Total						
Land Reclamation & Conservation	9,300.00	EQUALIZED VALUATION BASIS						
Other Recreational Services		1968 CAPITAL OUTLAY						
EDUCATION (excluding schools)		Beaches and Boardwalks						
Libraries	195,260.00	Parks and Playgrounds						
Other Educational Services	35,830.00	Public Buildings and Grounds						
STATUTORY EXPENDITURES		Vehicular Equipment						
Pensions & F. I. C. A.	405,084.00	Streets, Roads, Sidewalks, Storm Sewers						
Employee Fringe Benefits	169,500.00	Sewer System						
Other Statutory Expenditures		Water System						
TOTAL MUNICIPAL FUNCTIONS	4,630,932.05	Other Utilities						
CAPITAL IMPROVEMENTS	100,000.00	Hospitals and Clinics						
DEBT SERVICE		Garbage and Trash Disposal Facilities						
Principal Payments	396,000.00	Health Equipment						
Interest Payments	395,530.75	Library and Education Facilities						
Other Debt Administration		Conservation and Recreation						
DEFERRED CHARGES	47,026.66	Other Expenditures						
SCHOOL, COUNTY, SPECIAL DISTRICT TAXES	5,688,686.32							
RESERVE FOR UNCOLLECTED TAXES	389,368.62							
TOTAL EXPENDITURES	11,647,544.40							

2108		HACKETTSTOWN TOWN			PER CAPITA:		PER CENT:	
Population 1960	5,276	Net Valuation Taxable	37,992,725	TAX RATE:	Gross Debt	216.27	Gross Debt	5.28
Population 1968	9,760	State Equalized Value	44,249,621	General Rate Per \$100.	Net Debt	32.62	Net Debt	.79
		Net Valuation on Which County Taxes		Effective Tax Rate	Debt Service	2.21	Tax Levy Collected	94.80
Moody Rating		are apportioned:	45,824,697	General Rate	Total Tax Levy	156.38	Tax Levy Cancelled, Abated	
Land Area	3.30 Sq. Miles	State Equalization Ratio	.8586	Municipal Functions	Municipal Functions	54.05	or Adjusted	.21
1968 EXPENDITURES		1968 REVENUES		1968 PROPERTY TAX				
GENERAL GOVERNMENT		1968 Property Taxes Collected		1,446,974.82	Local District School Taxes		1,054,143.00	
Governing Body & Public Boards		1968 Payments in Lieu of Taxes			Regional & Consolidated School Taxes			
Municipal Clerk		Delinquent Tax & Lien Collections		85,555.46	School Taxes in Municipal Budget			
Financial Administration	5,716.12	Business Personalty Replacement Taxes		137,561.00	County Taxes		343,602.22	
Assessment of Taxes	5,110.00	Taxes from Public Utilities		68,359.21	County Library Taxes			
Collection of Taxes	3,699.55	Other Miscellaneous Tax Revenues			Local Municipal Purpose Taxes		89,633.18	
Planning, Housing & Development	3,185.00	State Aid Revenues		9,432.65	Veteran & Senior Citizen Taxes		35,770.00	
Elections		Federal Aid Revenues			Total Taxes for Rate Computation		1,523,148.40	
General Administration (other)	56,072.50	Sale of Acquired Property		612.00	Special District Taxes			
JUDICIARY		Other Miscellaneous Revenues		43,067.31	Bank Stock Taxes		5,478.00	
Municipal Courts	4,755.74	Total 1968 Revenues		1,791,562.45	Added and Omitted Taxes		33,479.55	
PUBLIC SAFETY		Prior Years Surplus Appropriated		103,000.00	Total Taxes Levied		1,526,335.95	
Fire Protection	18,700.00	TOTAL REVENUES		1,894,562.45	1968 TAXES COLLECTED		1,446,974.82	
Police Protection	99,428.47	1968 REAL PROPERTY VALUATIONS - ASSESSED			1968 Taxes Cancelled, Abated or Adjusted		3,353.70	
Civil Defense & Disaster Control	80.60	Code			Transfer To Tax Title Liens		10,454.08	
Environmental Inspection & Control	6,262.01	Class			Balance Outstanding Dec. 31, 1968		66,459.05	
Other Public Safety		%						
PUBLIC WORKS		1		3.03	PRIOR YEARS TAXES OUTSTANDING			
Streets and Drainage	91,854.33	2		62.93	Balance January 1, 1968		75,495.77	
Sewers and Sewage Processing		3		.20	Collected in 1968		70,145.51	
Garbage and Trash Disposal	2,619.00	4a		14.68	Cancelled, Abated or Adjusted (1968)			
Public Buildings and Grounds	11,745.00	4b		12.65	Transfers to Tax Title Liens		514.38	
Other Public Works		4c		6.52	Balance December 31, 1968		4,835.88	
HEALTH and WELFARE		Total Valuation		100.01	TAX TITLE LIENS OUTSTANDING			
Health Services Except Environmental	3,662.35	ISSUED AND UNISSUED			Balance January 1, 1968		40,343.20	
Welfare-Public Assistance	1,285.13	GROSS DEBT		1,892,000.00	Transfers From Taxes		11,017.85	
Hospitals, Clinics, First Aid		NFT DEBT		295,593.09	Redeemed in 1968		15,409.95	
Animal, Insect, & Rodent Control	400.00	School			Cancelled, Abated or Adjusted (1968)		1,668.62	
Other Welfare Services		Self-Liquidating		218,850.00	Balance December 31, 1968		34,282.48	
RECREATION and CONSERVATION		Other		418,443.09	PROPERTY ACQUIRED BY DEED OR			
Beaches and Boardwalks		Total			FORECLOSURE			
Parks, Playgrounds, Shade Trees	2,336.90	ISSUED AND OUTSTANDING			Balance January 1, 1968			
Land Reclamation & Conservation		School		1,892,000.00	Transfers From Liens		831.90	
Other Recreational Services	27,185.05	Self-Liquidating			Sale for Cash (1968)		612.00	
EDUCATION (excluding schools)		Other		163,000.00	Cancelled, Abated or Adjusted (1968)		219.90	
Libraries	13,800.00	Total		2,055,000.00	CURRENT FINANCES DECEMBER 31, 1968			
Other Educational Services		EQUALIZED VALUATION BASIS		39,910,172.67	ASSETS			
STATUTORY EXPENDITURES		1968 CAPITAL OUTLAY		139,221.09	Cash on Hand Dec. 31, 1968		338,582.61	
Pensions & F. I. C. A.	19,429.39	Beaches and Boardwalks			Taxes Receivable		71,294.93	
Employee Fringe Benefits	4,668.22	Parks and Playgrounds			Tax Title Liens		34,282.48	
Other Statutory Expenditures		Public Buildings and Grounds			Foreclosed Property			
TOTAL MUNICIPAL FUNCTIONS	381,995.36	Vehicular Equipment		11,322.40	Emergencies & Other Deferred Charges		8,465.59	
CAPITAL IMPROVEMENTS	32,150.00	Streets, Roads, Sidewalks, Storm Sewers		74,485.64	State Aid Receivable			
DEBT SERVICE		Sewer System			Other Receivables		29,054.66	
Principal Payments	18,000.00	Water System			Total		481,680.27	
Interest Payments	3,607.36	Other Utilities			LIABILITIES			
Other Debt Administration		Hospitals and Clinics			Cash Liabilities		215,541.55	
DEFERRED CHARGES	1,131.35	Garbage and Trash Disposal Facilities			Reserves For Receivables		134,632.07	
SCHOOL, COUNTY, SPECIAL DISTRICT TAXES	1,397,745.22	Health Equipment		53,413.05	Surplus on Hand Dec. 31, 1968		131,506.65	
RESERVE FOR UNCOLLECTED TAXES	90,657.79	Library and Education Facilities			Total		481,680.27	
TOTAL EXPENDITURES	1,925,287.68	Conservation and Recreation						
		Other Expenditures						

0416		HADDON TWP				PER CAPITA:		PER CENT:	
Population 1960	17,099	Net Valuation Taxable	42,018,695	TAX RATE:		Gross Debt	144.71	Gross Debt	3.14
Population 1968	18,640	State Equalized Value	88,984,953	General Rate Per \$100.		Net Debt	20.34	Net Debt	.44
		Net Valuation on Which County Taxes are apportioned:	90,618,796	Effective Tax Rate		Debt Service	1.28	Tax Levy Collected	93.43
Moody Rating		State Equalization Ratio	.4722	General Rate		Total Tax Levy	178.97	Tax Levy Cancelled, Abated or Adjusted	.27
Land Area	2.75 Sq. Miles			Municipal Functions		Municipal Functions	49.78		
1968 EXPENDITURES		1968 REVENUES		1968 PROPERTY TAX					
GENERAL GOVERNMENT		1968 Property Taxes Collected		3,117,052.69		Local District School Taxes			
Governing Body & Public Boards		1968 Payments in Lieu of Taxes				Regional & Consolidated School Taxes			
Municipal Clerk		Delinquent Tax & Lien Collections		107,683.67		School Taxes in Municipal Budget			
Financial Administration		Business Personalty Replacement Taxes		51,491.00		County Taxes			
Assessment of Taxes	10,500.00	Taxes from Public Utilities		184,014.91		County Library Taxes			
Collection of Taxes	20,334.00	Other Miscellaneous Tax Revenues				Local Municipal Purpose Taxes			
Planning, Housing & Development	3,285.00	State Aid Revenues		8,270.30		Veteran & Senior Citizen Taxes			
Elections	2,600.00	Federal Aid Revenues				Total Taxes for Rate Computation			
General Administration (other)	79,024.00	Sale of Acquired Property		8,590.00		Special District Taxes			
JUDICIARY		Other Miscellaneous Revenues		97,222.31		Bank Stock Taxes			
Municipal Courts	7,630.00	Total 1968 Revenues		3,574,324.88		Added and Omitted Taxes			
PUBLIC SAFETY		Prior Years Surplus Appropriated		200,000.00		Total Taxes Levied			
Fire Protection	12,910.00	TOTAL REVENUES		3,774,324.88		1968 TAXES COLLECTED			
Police Protection	178,674.00	1968 REAL PROPERTY VALUATIONS - ASSESSED				1968 Taxes Cancelled, Abated or Adjusted			
Civil Defense & Disaster Control	4,608.00	Code Class %				Transfer To Tax Title Liens			
Environmental Inspection & Control	3,945.00	1 Vacant Land 1.61		670,075.00		Balance Outstanding Dec. 31, 1968			
Other Public Safety		2 Residential 77.81		32,470,550.00		PRIOR YEARS TAXES OUTSTANDING			
PUBLIC WORKS		3 Farm				Balance January 1, 1968			
Streets and Drainage	171,063.00	4a Commercial 10.02		4,179,875.00		Collected in 1968			
Sewers and Sewage Processing	64,386.00	4b Industrial 1.25		520,350.00		Cancelled, Abated or Adjusted (1968)			
Garbage and Trash Disposal	11,700.00	4c Apartments 9.32		3,891,125.00		Transfers to Tax Title Liens			
Public Buildings and Grounds		Total Valuation 100.01		41,731,975.00		Balance December 31, 1968			
Other Public Works		CAPITAL DEBT AUTHORIZED, DECEMBER 31, 1968				TAX TITLE LIENS OUTSTANDING			
HEALTH and WELFARE		ISSUED AND UNISSUED		GROSS DEBT		Balance January 1, 1968			
Health Services Except Environmental	1,030.00	School		2,011,000.00		Transfers From Taxes			
Welfare-Public Assistance	3,150.00	Self-liquidating		433,060.09		Redeemed in 1968			
Hospitals, Clinics, First Aid		Other		253,349.11		Cancelled, Abated or Adjusted (1968)			
Animal, Insect, & Rodent Control		Total		2,697,409.20		Balance December 31, 1968			
Other Welfare Services		ISSUED AND OUTSTANDING				PROPERTY ACQUIRED BY DEED OR FORECLOSURE			
RECREATION and CONSERVATION		School		2,011,000.00		Balance January 1, 1968			
Beaches and Boardwalks	13,705.00	Self-liquidating		337,000.00		Transfers From Liens			
Parks, Playgrounds, Shade Trees		Other		42,000.00		Sale for Cash (1968)			
Land Reclamation & Conservation	11,944.00	Total		2,390,000.00		Cancelled, Abated or Adjusted (1968)			
Other Recreational Services		EQUALIZED VALUATION BASIS		85,669,346.33		Balance December 31, 1968			
EDUCATION (excluding schools)		1968 CAPITAL OUTLAY		120,724.48		CURRENT FINANCES DECEMBER 31, 1968			
Libraries	22,750.00	Beaches and Boardwalks				ASSETS			
Other Educational Services		Parks and Playgrounds				Cash on Hand Dec. 31, 1968			
STATUTORY EXPENDITURES		Public Buildings and Grounds				Taxes Receivable			
Pensions & F. I. C. A.	43,150.00	Vehicular Equipment		36,461.44		Tax Title Liens			
Employee Fringe Benefits	15,000.00	Streets, Roads, Sidewalks, Storm Sewers		51,177.52		Foreclosed Property			
Other Statutory Expenditures		Sewer System				Emergencies & Other Deferred Charges			
TOTAL MUNICIPAL FUNCTIONS	681,388.00	Water System		33,085.52		State Aid Receivable			
CAPITAL IMPROVEMENTS	13,200.00	Other Utilities				Other Receivables			
DEBT SERVICE		Hospitals and Clinics				Total			
Principal Payments	21,000.00	Garbage and Trash Disposal Facilities				LIABILITIES			
Interest Payments	3,000.00	Health Equipment				Cash Liabilities			
Other Debt Administration		Library and Education Facilities				Reserves For Receivables			
DEFERRED CHARGES	12,504.74	Conservation and Recreation				Surplus on Hand Dec. 31, 1968			
SCHOOL, COUNTY, SPECIAL DISTRICT TAXES	2,894,786.23	Other Expenditures				Total			
RESERVE FOR UNCOLLECTED TAXES	196,907.26								
TOTAL EXPENDITURES	3,822,786.23								

0417		HADDONFIELD BORO				PER CAPITA:		PER CENT:		
Population 1960	13,201	Net Valuation Taxable	40,576,234	TAX RATE:		Gross Debt	215.23	Gross Debt	3.26	
Population 1968	14,400	State Equalized Value	102,001,593	General Rate Per \$100.	8.86	Net Debt	9.93	Net Debt	.15	
		Net Valuation on Which County Taxes are apportioned:	98,472,373	Effective Tax Rate		Debt Service	4.11	Tax Levy Collected	97.56	
Moody Rating	AA			General Rate	3.52	Total Tax Levy	245.56	Tax Levy Cancelled, Abated or Adjusted	.12	
Land Area	2.60 Sq. Miles	State Equalization Ratio	.3978	Municipal Functions	1.06	Municipal Functions	75.21			
1968 EXPENDITURES		1968 REVENUES			1968 PROPERTY TAX					
GENERAL GOVERNMENT										
Governing Body & Public Boards	8,985.22	1968 Property Taxes Collected			3,449,863.35	Local District School Taxes				1,954,940.50
Municipal Clerk		1968 Payments in Lieu of Taxes				Regional & Consolidated School Taxes				
Financial Administration		Delinquent Tax & Lien Collections			67,909.45	School Taxes in Municipal Budget				
Assessment of Taxes	11,036.57	Business Personalty Replacement Taxes			47,323.00	County Taxes				959,803.12
Collection of Taxes	24,442.47	Taxes from Public Utilities			177,548.13	County Library Taxes				
Planning, Housing & Development	1,372.45	Other Miscellaneous Tax Revenues				Local Municipal Purpose Taxes				594,852.34
Elections	1,793.20	State Aid Revenues			17,684.00	Veteran & Senior Citizen Taxes				85,880.00
General Administration (other)	62,534.29	Federal Aid Revenues				Total Taxes for Rate Computation				3,595,475.96
JUDICIARY		Sale of Acquired Property				Special District Taxes				
Municipal Courts	8,769.89	Other Miscellaneous Revenues			141,217.99	Bank Stock Taxes				13,502.66
PUBLIC SAFETY		Total 1968 Revenues			3,901,545.92	Added and Omitted Taxes				12,975.47
Fire Protection	48,933.59	Prior Years Surplus Appropriated			126,300.00	Total Taxes Levied				3,536,074.09
Police Protection	247,680.16	TOTAL REVENUES			4,027,845.92	1968 TAXES COLLECTED				3,449,863.35
Civil Defense & Disaster Control	932.28					1968 Taxes Cancelled, Abated or Adjusted				4,463.64
Environmental Inspection & Control	7,720.70	1968 REAL PROPERTY VALUATIONS - ASSESSED				Transfer To Tax Title Liens				
Other Public Safety		Code	Class	%		Balance Outstanding Dec. 31, 1968				81,632.46
PUBLIC WORKS		1	Vacant Land	.74	286,400.00	PRIOR YEARS TAXES OUTSTANDING				
Streets and Drainage	124,414.69	2	Residential	85.56	33,239,550.00	Balance January 1, 1968				68,394.87
Sewers and Sewage Processing		3	Farm			Collected in 1968				67,909.45
Garbage and Trash Disposal	62,966.72	4a	Commercial	12.65	4,914,500.00	Cancelled, Abated or Adjusted (1968)				485.42
Public Buildings and Grounds	55,567.42	4b	Industrial	.19	74,450.00	Transfers to Tax Title Liens				
Other Public Works		4c	Apartments	.86	334,500.00	Balance December 31, 1968				
HEALTH and WELFARE		Total Valuation			38,849,400.00	TAX TITLE LIENS OUTSTANDING				
Health Services Except Environmental	13,711.30	CAPITAL DEBT AUTHORIZED, DECEMBER 31, 1968				Balance January 1, 1968				
Welfare-Public Assistance	1,099.92	ISSUED AND UNISSUED				Transfers From Taxes				
Hospitals, Clinics, First Aid		SCHOOL			1,832,000.00	Redeemed in 1968				
Animal, Insect, & Rodent Control		Self-liquidating			1,124,287.50	Cancelled, Abated or Adjusted (1968)				
Other Welfare Services		Other			143,060.00	Balance December 31, 1968				
RECREATION and CONSERVATION		Total			3,099,347.50	PROPERTY ACQUIRED BY DEED OR FORECLOSURE				
Beaches and Boardwalks		ISSUED AND OUTSTANDING				Balance January 1, 1968				16,350.00
Parks, Playgrounds, Shade Trees	33,042.68	SCHOOL			1,832,000.00	Transfers From Liens				
Land Reclamation & Conservation		Self-liquidating			1,102,437.50	Sale for Cash (1968)				
Other Recreational Services	13,578.00	Other			143,060.00	Cancelled, Abated or Adjusted (1968)				
EDUCATION (excluding schools)		Total			3,077,497.50	Balance December 31, 1968				16,350.00
Libraries	70,885.45	EQUALIZED VALUATION BASIS			94,983,971.33	CURRENT FINANCES DECEMBER 31, 1968				
Other Educational Services		1968 CAPITAL OUTLAY			64,506.91	ASSETS				
STATUTORY EXPENDITURES		Beaches and Boardwalks				Cash on Hand Dec. 31, 1968				1,071,580.30
Pensions & F. I. C. A.	67,791.52	Parks and Playgrounds				Taxes Receivable				81,632.46
Employee Fringe Benefits	8,432.21	Public Buildings and Grounds				Tax Title Liens				
Other Statutory Expenditures		Vehicular Equipment			26,356.40	Foreclosed Property				16,350.00
TOTAL MUNICIPAL FUNCTIONS	875,690.73	Streets, Roads, Sidewalks, Storm Sewers			14,025.34	Emergencies & Other Deferred Charges				7,000.00
CAPITAL IMPROVEMENTS	40,000.00	Sewer System			3,745.12	State Aid Receivable				5,000.00
DEBT SERVICE		Water System			20,380.05	Other Receivables				
Principal Payments	54,710.00	Other Utilities				Total				1,181,562.76
Interest Payments	4,531.66	Hospitals and Clinics				LIABILITIES				
Other Debt Administration		Garbage and Trash Disposal Facilities				Cash Liabilities				783,788.54
DEFERRED CHARGES		Health Equipment				Reserves For Receivables				97,982.46
SCHOOL, COUNTY, SPECIAL DISTRICT TAXES	2,914,743.62	Library and Education Facilities				Surplus on Hand Dec. 31, 1968				299,791.76
RESERVE FOR UNCOLLECTED TAXES	108,215.31	Conservation and Recreation				Total				1,181,562.76
TOTAL EXPENDITURES	3,997,891.32	Other Expenditures								

0418		HADDON HEIGHTS BORO		PER CAPITA:		PER CENT:		
Population 1960	9,260	Net Valuation Taxable	19,543,187	TAX RATE:	Gross Debt	124.49	Gross Debt	2.65
Population 1968	9,930	State Equalized Value	48,470,205	General Rate Per \$100.	Net Debt	37.58	Net Debt	.80
		Net Valuation on Which County Taxes		Effective Tax Rate	Debt Service	4.31	Tax Levy Collected	99.19
Moody Rating		are apportioned:	47,661,730	General Rate	Total Tax Levy	163.41	Tax Levy Cancelled, Abated	
Land Area	1.52 Sq. Miles	State Equalization Ratio	.4032	Municipal Functions	Municipal Functions	58.55	or Adjusted	.05
1968 EXPENDITURES		1968 REVENUES		1968 PROPERTY TAX				
GENERAL GOVERNMENT		1968 Property Taxes Collected		1,609,687.08		Local District School Taxes		848,023.00
Governing Body & Public Boards		1968 Payments in Lieu of Taxes		10,168.27		Regional & Consolidated School Taxes		
Municipal Clerk		Delinquent Tax & Lien Collections		6,953.59		School Taxes in Municipal Budget		
Financial Administration		5,535.00	Business Personalty Replacement Taxes	22,628.00		County Taxes		465,017.34
Assessment of Taxes		8,420.00	Taxes from Public Utilities	136,859.00		County Library Taxes		
Collection of Taxes		10,020.00	Other Miscellaneous Tax Revenues			Local Municipal Purpose Taxes		301,417.06
Planning, Housing & Development		3,100.00	State Aid Revenues	6,155.11		Veteran & Senior Citizen Taxes		67,780.00
Elections			Federal Aid Revenues			Total Taxes for Rate Computation		1,682,237.40
General Administration (other)		30,435.00	Sale of Acquired Property	1,700.00		Special District Taxes		
JUDICIARY			Other Miscellaneous Revenues	34,946.35		Bank Stock Taxes		4,119.67
Municipal Courts		3,650.00	Total 1968 Revenues	1,829,097.40		Added and Omitted Taxes		4,102.11
PUBLIC SAFETY			Prior Years Surplus Appropriated	64,500.00		Total Taxes Levied		1,622,679.18
Fire Protection		24,415.00	TOTAL REVENUES	1,893,597.40		1968 TAXES COLLECTED		1,609,687.08
Police Protection		150,525.00	1968 REAL PROPERTY VALUATIONS - ASSESSED		1968 Taxes Cancelled, Abated or Adjusted		816.41	
Civil Defense & Disaster Control		1,390.00	Code	Class	%	Transfer To Tax Title Liens		
Environmental Inspection & Control		1,475.00	1	Vacant Land	.48	Balance Outstanding Dec. 31, 1968		11,152.37
Other Public Safety			2	Residential	85.67	PRIOR YEARS TAXES OUTSTANDING		
PUBLIC WORKS			3	Farm		Balance January 1, 1968		7,097.22
Streets and Drainage		62,575.00	4a	Commercial	10.24	Collected in 1968		6,953.59
Sewers and Sewage Processing		39,675.00	4b	Industrial	.32	Cancelled, Abated or Adjusted (1968)		143.63
Garbage and Trash Disposal		37,350.00	4c	Apartments	3.29	Transfers to Tax Title Liens		
Public Buildings and Grounds		13,700.00	Total Valuation100.00		19,348,550.00	Balance December 31, 1968		
Other Public Works			CAPITAL DEBT AUTHORIZED, DECEMBER 31, 1968			TAX TITLE LIENS OUTSTANDING		
HEALTH and WELFARE			ISSUED AND UNISSUED		GROSS DEBT	NET DEBT		
Health Services Except Environmental		1,050.00	School		863,600.00	Balance January 1, 1968		
Welfare-Public Assistance		1,275.00	Self-liquidating		373,200.00	Transfers From Taxes		
Hospitals, Clinics, First Aid		3,300.00	Other		1,236,200.00	Redeemed in 1968		
Animal, Insect, & Rodent Control			Total			Cancelled, Abated or Adjusted (1968)		
Other Welfare Services			ISSUED AND OUTSTANDING			Balance December 31, 1968		
RECREATION and CONSERVATION			School		673,000.00	PROPERTY ACQUIRED BY DEED OR FORECLOSURE		
Beaches and Boardwalks			Self-liquidating			Balance January 1, 1968		44,700.00
Parks, Playgrounds, Shade Trees		15,010.00	Other		373,200.00	Transfers From Liens		
Land Reclamation & Conservation			Total		1,046,200.00	Sale for Cash (1968)		1,700.00
Other Recreational Services		3,650.00	EQUALIZED VALUATION BASIS		46,604,736.67	Cancelled, Abated or Adjusted (1968)		
EDUCATION (excluding schools)			1968 CAPITAL OUTLAY		7,879.89	Balance December 31, 1968		43,000.00
Libraries		33,075.00	Beaches and Boardwalks			CURRENT FINANCES DECEMBER 31, 1968		
Other Educational Services			Parks and Playgrounds		938.46	ASSETS		
STATUTORY EXPENDITURES			Public Buildings and Grounds		6,541.43	Cash on Hand Dec. 31, 1968		519,495.01
Pensions & F. I. C. A.		33,779.00	Vehicular Equipment		400.00	Taxes Receivable		11,152.37
Employee Fringe Benefits		16,087.00	Streets, Roads, Sidewalks, Storm Sewers			Tax Title Liens		
Other Statutory Expenditures			Sewer System			Foreclosed Property		43,000.00
TOTAL MUNICIPAL FUNCTIONS		499,491.00	Water System			Emergencies & Other Deferred Charges		2,227.00
CAPITAL IMPROVEMENTS		10,000.00	Other Utilities			State Aid Receivable		22,186.30
DEBT SERVICE			Hospitals and Clinics			Other Receivables		769.37
Principal Payments		28,300.00	Garbage and Trash Disposal Facilities			Total		598,830.05
Interest Payments		14,565.00	Health Equipment			LIABILITIES		
Other Debt Administration			Library and Education Facilities			Cash Liabilities		475,179.69
DEFERRED CHARGES			Conservation and Recreation			Reserves For Receivables		54,921.74
SCHOOL, COUNTY, SPECIAL DISTRICT TAXES		1,313,040.34	Other Expenditures			Surplus on Hand Dec. 31, 1968		68,728.62
RESERVE FOR UNCOLLECTED TAXES		29,110.73				Total		598,831.05
TOTAL EXPENDITURES		1,894,507.07						

0316				HAINESPORT TWP		PER CAPITA:	PER CENT:			
Population 1960	3,271	Net Valuation Taxable	13,031,760	TAX RATE:		Gross Debt	151.25	Gross Debt	4.08	
Population 1968	3,580	State Equalized Value	14,009,632	General Rate Per \$100.	3.96	Net Debt	8.65	Net Debt	.23	
		Net Valuation on Which County Taxes are apportioned:	14,155,245	Effective Tax Rate		Debt Service	2.01	Tax Levy Collected	84.96	
Moody Rating				General Rate	3.68	Total Tax Levy	139.75	Tax Levy Cancelled, Abated or Adjusted		
Land Area	6.68 Sq. Miles	State Equalization Ratio	.9302	Municipal Functions	1.44	Municipal Functions	56.63			
1968 EXPENDITURES		1968 REVENUES			1968 PROPERTY TAX					
GENERAL GOVERNMENT		1968 Property Taxes Collected			425,095.85					
Governing Body & Public Boards		1968 Payments in Lieu of Taxes								
Municipal Clerk		Delinquent Tax & Lien Collections			57,505.76					
Financial Administration		3,160.00	Business Personalty Replacement Taxes			30,428.00				
Assessment of Taxes		600.00	Taxes from Public Utilities			31,738.19				
Collection of Taxes		6,660.00	Other Miscellaneous Tax Revenues							
Planning, Housing & Development		700.00	State Aid Revenues			4,976.00				
Elections		1,010.00	Federal Aid Revenues							
General Administration (other)		20,062.00	Sale of Acquired Property							
JUDICIARY			Other Miscellaneous Revenues			19,842.04				
Municipal Courts		2,260.00	Total 1968 Revenues			569,585.84				
PUBLIC SAFETY			Prior Years Surplus Appropriated			35,000.00				
Fire Protection		9,700.00	TOTAL REVENUES			604,585.84				
Police Protection		10,650.00								
Civil Defense & Disaster Control		1,240.00								
Environmental Inspection & Control		900.00								
Other Public Safety										
PUBLIC WORKS			1968 REAL PROPERTY VALUATIONS - ASSESSED							
Streets and Drainage		31,490.00	Code	Class	%					
Sewers and Sewage Processing		825.00	1	Vacant Land	7.07	908,175.00				
Garbage and Trash Disposal		13,383.00	2	Residential	70.84	9,102,850.00				
Public Buildings and Grounds		2,500.00	3	Farm	4.06	521,475.00				
Other Public Works			4a	Commercial	10.73	1,378,825.00				
			4b	Industrial	7.31	939,450.00				
			4c	Apartments						
			Total Valuation			12,850,775.00				
HEALTH and WELFARE			CAPITAL DEBT AUTHORIZED, DECEMBER 31, 1968							
Health Services Except Environmental		1,100.00	ISSUED AND UNISSUED			GROSS DEBT				
Welfare-Public Assistance		1,128.00	School			510,486.85				
Hospitals, Clinics, First Aid			Self-liquidating			31,000.00				
Animal, Insect, & Rodent Control			Other			541,486.85				
Other Welfare Services			Total			31,000.00				
RECREATION and CONSERVATION			ISSUED AND OUTSTANDING							
Beaches and Boardwalks			School			510,486.85				
Parks, Playgrounds, Shade Trees			Self-liquidating			31,000.00				
Land Reclamation & Conservation			Other			541,486.85				
Other Recreational Services			Total							
EDUCATION (excluding schools)			EQUALIZED VALUATION BASIS			13,267,948.33				
Libraries			1968 CAPITAL OUTLAY			13,389.73				
Other Educational Services			Beaches and Boardwalks							
STATUTORY EXPENDITURES			Parks and Playgrounds			752.08				
Pensions & F. I. C. A.		2,150.00	Public Buildings and Grounds							
Employee Fringe Benefits			Vehicular Equipment			12,637.65				
Other Statutory Expenditures			Streets, Roads, Sidewalks, Storm Sewers							
TOTAL MUNICIPAL FUNCTIONS		109,518.00	Sewer System							
CAPITAL IMPROVEMENTS		3,000.00	Water System							
DEBT SERVICE			Other Utilities							
Principal Payments		5,500.00	Hospitals and Clinics							
Interest Payments		1,700.00	Garbage and Trash Disposal Facilities							
Other Debt Administration			Health Equipment							
DEFERRED CHARGES			Library and Education Facilities							
SCHOOL, COUNTY, SPECIAL DISTRICT TAXES		461,312.32	Conservation and Recreation							
RESERVE FOR UNCOLLECTED TAXES		83,032.00	Other Expenditures							
TOTAL EXPENDITURES		664,062.32								

1603		HALEDON BORO			PER CAPITA:		PER CENT:	
Population 1960	6,161	Net Valuation Taxable	37,173,301	TAX RATE:	Gross Debt	270.34	Gross Debt	4.56
Population 1968	7,160	State Equalized Value	43,543,751	General Rate Per \$100.	Net Debt	18.70	Net Debt	.31
		Net Valuation on Which County Taxes		Effective Tax Rate	Debt Service	1.91	Tax Levy Collected	98.69
Moody Rating		are apportioned:	46,077,957	General Rate	Total Tax Levy	142.54	Tax Levy Cancelled, Abated	
Land Area	1.30 Sq. Miles	State Equalization Ratio	.8537	Municipal Functions	Municipal Functions	61.59	or Adjusted	.24
1968 EXPENDITURES		1968 REVENUES		1968 PROPERTY TAX				
GENERAL GOVERNMENT		1968 Property Taxes Collected		1,007,350.74	Local District School Taxes		320,855.50	
Governing Body & Public Boards		1968 Payments in Lieu of Taxes			Regional & Consolidated School Taxes		291,993.92	
Municipal Clerk		Delinquent Tax & Lien Collections		12,193.06	School Taxes in Municipal Budget			
Financial Administration	4,600.00	Business Personalty Replacement Taxes		44,794.00	County Taxes		291,768.22	
Assessment of Taxes	15,950.00	Taxes from Public Utilities		102,919.14	County Library Taxes			
Collection of Taxes	8,700.00	Other Miscellaneous Tax Revenues		3,141.00	Local Municipal Purpose Taxes		107,137.63	
Planning, Housing & Development	4,075.00	State Aid Revenues			Veteran & Senior Citizen Taxes		38,040.00	
Elections		Federal Aid Revenues			Total Taxes for Rate Computation		1,049,795.27	
General Administration (other)	36,065.00	Sale of Acquired Property			Special District Taxes			
JUDICIARY		Other Miscellaneous Revenues		76,334.51	Bank Stock Taxes		3,198.67	
Municipal Courts	3,100.00	Total 1968 Revenues		1,246,732.45	Added and Omitted Taxes		5,681.26	
PUBLIC SAFETY		Prior Years Surplus Appropriated		61,000.00	Total Taxes Levied		1,020,635.20	
Fire Protection	24,375.00	TOTAL REVENUES		1,307,732.45	1968 TAXES COLLECTED		1,007,350.74	
Police Protection	88,976.00	1968 REAL PROPERTY VALUATIONS - ASSESSED			1968 Taxes Cancelled, Abated or Adjusted		2,529.06	
Civil Defense & Disaster Control	10.00	Code Class %			Transfer To Tax Title Liens		70.75	
Environmental Inspection & Control	2,572.25	1 Vacant Land 2.33		857,800.00	Balance Outstanding Dec. 31, 1968		13,793.81	
Other Public Safety		2 Residential 68.69		25,295,600.00	PRIOR YEARS TAXES OUTSTANDING			
PUBLIC WORKS		3 Farm 12.80		4,712,800.00	Balance January 1, 1968		12,612.22	
Streets and Drainage	45,404.26	4a Commercial 10.80		3,977,400.00	Collected in 1968		12,193.06	
Sewers and Sewage Processing	42,008.13	4b Industrial 5.38		1,980,600.00	Cancelled, Abated or Adjusted (1968)			
Garbage and Trash Disposal	32,214.24	Total Valuation 100.00		36,824,200.00	Transfers to Tax Title Liens		112.35	
Public Buildings and Grounds	12,468.87	CAPITAL DEBT AUTHORIZED, DECEMBER 31, 1968			Balance December 31, 1968		306.81	
Other Public Works		ISSUED AND UNISSUED			TAX TITLE LIENS OUTSTANDING			
HEALTH and WELFARE		GROSS DEBT			Balance January 1, 1968		62.48	
Health Services Except Environmental	7,300.00	School 1,459,752.73			Transfers From Taxes		203.58	
Welfare-Public Assistance	600.00	Self-liquidating 342,000.00			Redeemed in 1968			
Hospitals, Clinics, First Aid	750.00	Other 133,901.92			Cancelled, Abated or Adjusted (1968)			
Animal, Insect, & Rodent Control		Total 1,935,654.65			Balance December 31, 1968		266.06	
Other Welfare Services		ISSUED AND OUTSTANDING			PROPERTY ACQUIRED BY DEED OR FORECLOSURE			
RECREATION and CONSERVATION		School 1,459,732.73			Balance January 1, 1968		9,725.00	
Beaches and Boardwalks		Self-liquidating 330,000.00			Transfers From Liens			
Parks, Playgrounds, Shade Trees		Other 117,275.00			Sale for Cash (1968)			
Land Reclamation & Conservation		Total 1,907,007.73			Cancelled, Abated or Adjusted (1968)			
Other Recreational Services		EQUALIZED VALUATION BASIS		42,407,124.67	Balance December 31, 1968		9,725.00	
EDUCATION (excluding schools)		1968 CAPITAL OUTLAY		133,896.43	CURRENT FINANCES DECEMBER 31, 1968			
Libraries	12,600.00	Beaches and Boardwalks			ASSETS			
Other Educational Services		Parks and Playgrounds		63,990.74	Cash on Hand Dec. 31, 1968		74,387.19	
STATUTORY EXPENDITURES		Public Buildings and Grounds			Taxes Receivable		14,100.62	
Pensions & F. I. C. A.	11,501.99	Vehicular Equipment		7,102.90	Tax Title Liens		266.06	
Employee Fringe Benefits	8,640.00	Streets, Roads, Sidewalks, Storm Sewers			Foreclosed Property		9,725.00	
Other Statutory Expenditures		Sewer System			Emergencies & Other Deferred Charges		28,155.79	
TOTAL MUNICIPAL FUNCTIONS	367,190.24	Water System		60,661.55	State Aid Receivable		20,065.08	
CAPITAL IMPROVEMENTS	25,000.00	Other Utilities			Other Receivables		13,640.33	
DEBT SERVICE		Hospitals and Clinics			Total		160,340.07	
Principal Payments	9,000.00	Garbage and Trash Disposal Facilities			LIABILITIES			
Interest Payments	4,734.00	Health Equipment			Cash Liabilities		71,356.57	
Other Debt Administration		Library and Education Facilities			Reserves For Receivables		37,732.01	
DEFERRED CHARGES	10,209.93	Conservation and Recreation			Surplus on Hand Dec. 31, 1968		51,251.49	
SCHOOL, COUNTY, SPECIAL DISTRICT TAXES	904,617.64	Other Expenditures		2,141.24	Total		160,340.07	
RESERVE FOR UNCOLLECTED TAXES	24,907.67							
TOTAL EXPENDITURES	1,345,659.48							

1909		HAMBURG BORO			PER CAPITA:		PER CENT:	
Population 1960	1,532	Net Valuation Taxable	8,635,785	TAX RATE:	Gross Debt	162.50	Gross Debt	3.77
Population 1968	2,000	State Equalized Value	10,301,544	General Rate Per \$100.	Net Debt	33.41	Net Debt	.77
		Net Valuation on Which County Taxes		Effective Tax Rate	Debt Service		Tax Levy Collected	91.70
Moody Rating		are apportioned:	10,097,809	General Rate	Total Tax Levy	145.31	Tax Levy Cancelled, Abated	
Land Area	1.21 Sq. Miles	State Equalization Ratio	.8383	Municipal Functions	Municipal Functions	57.99	or Adjusted	
1968 EXPENDITURES		1968 REVENUES			1968 PROPERTY TAX			
GENERAL GOVERNMENT		1968 Property Taxes Collected			266,509.59			
Governing Body & Public Boards		1968 Payments in Lieu of Taxes			32,484.11			
Municipal Clerk		Delinquent Tax & Lien Collections			21,374.00			
Financial Administration	950.00	Business Personalty Replacement Taxes			21,592.89			
Assessment of Taxes	2,200.00	Taxes from Public Utilities			7,516.48			
Collection of Taxes	2,100.00	Other Miscellaneous Tax Revenues			8,065.46			
Planning, Housing & Development	2,600.00	State Aid Revenues			357,542.53			
Elections	475.00	Federal Aid Revenues			25,000.00			
General Administration (other)	8,850.00	Sale of Acquired Property			382,542.53			
JUDICIARY		Other Miscellaneous Revenues			1968 TAXES COLLECTED			
Municipal Courts	1,875.00	Total 1968 Revenues			1968 Taxes Cancelled, Abated or Adjusted			
PUBLIC SAFETY		Prior Years Surplus Appropriated			Transfer To Tax Title Liens			
Fire Protection	7,950.00	TOTAL REVENUES			Balance Outstanding Dec. 31, 1968			
Police Protection	4,050.00	1968 REAL PROPERTY VALUATIONS - ASSESSED			PRIOR YEARS TAXES OUTSTANDING			
Civil Defense & Disaster Control	50.00	Code Class %			Balance January 1, 1968			
Environmental Inspection & Control		1 Vacant Land 2.71			Collected in 1968			
Other Public Safety		2 Residential 58.55			Cancelled, Abated or Adjusted (1968)			
PUBLIC WORKS		3 Farm 1.21			Transfers to Tax Title Liens			
Streets and Drainage	24,562.22	4a Commercial 10.15			Balance December 31, 1968			
Sewers and Sewage Processing	3,500.00	4b Industrial 27.38			TAX TITLE LIENS OUTSTANDING			
Garbage and Trash Disposal	2,700.00	4c Apartments			Balance January 1, 1968			
Other Public Works		Total Valuation 100.00			Transfers From Taxes			
HEALTH and WELFARE		CAPITAL DEBT AUTHORIZED, DECEMBER 31, 1968			Redeemed in 1968			
Health Services Except Environmental		ISSUED AND UNISSUED			Cancelled, Abated or Adjusted (1968)			
Welfare-Public Assistance	2,425.00	GROSS DEBT			Balance December 31, 1968			
Hospitals, Clinics, First Aid	100.00	NET DEBT			PROPERTY ACQUIRED BY DEED OR			
Animal, Insect, & Rodent Control	150.00	School			FORECLOSURE			
Other Welfare Services		Self-liquidating			Balance January 1, 1968			
RECREATION and CONSERVATION		Other			Transfers From Liens			
Beaches and Boardwalks		Total			Sale for Cash (1968)			
Parks, Playgrounds, Shade Trees	300.00	ISSUED AND OUTSTANDING			Cancelled, Abated or Adjusted (1968)			
Land Reclamation & Conservation		School			Balance December 31, 1968			
Other Recreational Services	400.00	Self-liquidating			CURRENT FINANCES DECEMBER 31, 1968			
EDUCATION (excluding schools)		Other			ASSETS			
Libraries		Total			Cash on Hand Dec. 31, 1968			
Other Educational Services		EQUALIZED VALUATION BASIS			Taxes Receivable			
STATUTORY EXPENDITURES		1968 CAPITAL OUTLAY			Tax Title Liens			
Pensions & F. I. C. A.	475.00	Beaches and Boardwalks			Foreclosed Property			
Employee Fringe Benefits	1,200.00	Parks and Playgrounds			Emergencies & Other Deferred Charges			
Other Statutory Expenditures		Public Buildings and Grounds			State Aid Receivable			
TOTAL MUNICIPAL FUNCTIONS	66,912.22	Vehicular Equipment			Other Receivables			
CAPITAL IMPROVEMENTS	750.00	Streets, Roads, Sidewalks, Storm Sewers			Total			
DEBT SERVICE		Sewer System			LIABILITIES			
Principal Payments		Water System			Cash Liabilities			
Interest Payments		Other Utilities			Reserves For Receivables			
Other Debt Administration		Hospitals and Clinics			Surplus on Hand Dec. 31, 1968			
DEFERRED CHARGES	9,426.10	Garbage and Trash Disposal Facilities			Total			
SCHOOL, COUNTY, SPECIAL DISTRICT TAXES	284,213.63	Health Equipment						
RESERVE FOR UNCOLLECTED TAXES	38,902.94	Library and Education Facilities						
TOTAL EXPENDITURES	400,204.89	Conservation and Recreation						
		Other Expenditures						

0112		HAMILTON TWP				PER CAPITA:		PER CENT:	
Population 1960	6,017	Net Valuation Taxable	25,255,000	TAX RATE:		Gross Debt	184.49	Gross Debt	2.73
Population 1968	6,800	State Equalized Value	50,168,851	General Rate Per \$100.	6.32	Net Debt	5.88	Net Debt	.08
		Net Valuation on Which County Taxes are apportioned:	51,422,675	Effective Tax Rate		Debt Service	1.01	Tax Levy Collected	88.04
Moody Rating				General Rate	3.18	Total Tax Levy	230.12	Tax Levy Cancelled, Abated or Adjusted	.26
Land Area 115.05 Sq. Miles		State Equalization Ratio	.5034	Municipal Functions	1.66	Municipal Functions	123.05		
1968 EXPENDITURES		1968 REVENUES				1968 PROPERTY TAX			
GENERAL GOVERNMENT		1968 Property Taxes Collected				1,377,779.29			
Governing Body & Public Boards		1968 Payments in Lieu of Taxes				177,256.46			
Municipal Clerk		Delinquent Tax & Lien Collections				78,803.00			
Financial Administration		Business Personalty Replacement Taxes				201,598.24			
Assessment of Taxes		Taxes from Public Utilities				12,562.50			
Collection of Taxes		Other Miscellaneous Tax Revenues				21,120.00			
Planning, Housing & Development		State Aid Revenues				112,581.47			
Elections		Federal Aid Revenues				1,981,700.96			
General Administration (other)		Sale of Acquired Property				200,000.00			
JUDICIARY		Other Miscellaneous Revenues				2,181,700.96			
Municipal Courts		Total 1968 Revenues							
PUBLIC SAFETY		Prior Years Surplus Appropriated							
Fire Protection		TOTAL REVENUES							
Police Protection		1968 REAL PROPERTY VALUATIONS - ASSESSED							
Civil Defense & Disaster Control		Code Class %							
Environmental Inspection & Control		1 Vacant Land 17.59				4,331,075.00			
Other Public Safety		2 Residential 42.10				10,308,825.00			
PUBLIC WORKS		3 Farm 4.33				1,059,975.00			
Streets and Drainage		4a Commercial 29.94				7,331,075.00			
Sewers and Sewage Processing		4b Industrial 5.79				1,416,625.00			
Garbage and Trash Disposal		4c Apartments .16				39,050.00			
Public Buildings and Grounds		Total Valuation 100.01				24,486,625.00			
Other Public Works		CAPITAL DEBT AUTHORIZED, DECEMBER 31, 1968							
HEALTH and WELFARE		ISSUED AND UNISSUED				GROSS DEBT NET DEBT			
Health Services Except Environmental		School 1,213,585.10				1,213,585.10			
Welfare-Public Assistance		Self-liquidating 1,000.00				1,000.00			
Hospitals, Clinics, First Aid		Other 40,000.00				40,000.00			
Animal, Insect, & Rodent Control		Total 1,254,585.10				40,000.00			
Other Welfare Services		ISSUED AND OUTSTANDING							
RECREATION and CONSERVATION		School 1,213,585.10				1,213,585.10			
Beaches and Boardwalks		Self-liquidating 1,000.00				1,000.00			
Parks, Playgrounds, Shade Trees		Other 40,000.00				40,000.00			
Land Reclamation & Conservation		Total 1,254,585.10				1,254,585.10			
Other Recreational Services		EQUALIZED VALUATION BASIS				45,906,194.00			
EDUCATION (excluding schools)		1968 CAPITAL OUTLAY							
Libraries		Beaches and Boardwalks							
Other Educational Services		Parks and Playgrounds							
STATUTORY EXPENDITURES		Public Buildings and Grounds							
Pensions & F. I. C. A.		Vehicular Equipment							
Employee Fringe Benefits		Streets, Roads, Sidewalks, Storm Sewers							
Other Statutory Expenditures		Sewer System							
TOTAL MUNICIPAL FUNCTIONS		Water System							
CAPITAL IMPROVEMENTS		Other Utilities							
DEBT SERVICE		Hospitals and Clinics							
Principal Payments		Garbage and Trash Disposal Facilities							
Interest Payments		Health Equipment							
Other Debt Administration		Library and Education Facilities							
DEFERRED CHARGES		Conservation and Recreation							
SCHOOL, COUNTY, SPECIAL DISTRICT TAXES		Other Expenditures							
RESERVE FOR UNCOLLECTED TAXES									
TOTAL EXPENDITURES									

1103
Population 1960 65,035
Population 1968 82,520

Moody Rating A-1
Land Area 39.38 Sq. Miles

Net Valuation Taxable 170,382,275
State Equalized Value 403,271,656
Net Valuation on Which County Taxes are apportioned: 416,148,682
State Equalization Ratio .4225

HAMILTON TWP

TAX RATE:
General Rate Per \$100. 7.20
Effective Tax Rate
General Rate 3.04
Municipal Functions 1.58

PER CAPITA:

Gross Debt 292.48
Net Debt 49.33
Debt Service 6.83
Total Tax Levy 147.76
Municipal Functions 77.43

PER CENT:

Gross Debt 6.37
Net Debt 1.07
Tax Levy Collected 94.70
Tax Levy Cancelled, Abated or Adjusted .51

1968 EXPENDITURES		1968 REVENUES		1968 PROPERTY TAX	
GENERAL GOVERNMENT		1968 Property Taxes Collected 11,548,805.60		Local District School Taxes 7,838,916.15	
Governing Body & Public Boards		1968 Payments in Lieu of Taxes		Regional & Consolidated School Taxes	
Municipal Clerk		Delinquent Tax & Lien Collections	476,735.68	School Taxes in Municipal Budget	
Financial Administration	38,205.00	Business Personalty Replacement Taxes	663,671.00	County Taxes	
Assessment of Taxes	46,095.00	Taxes from Public Utilities	3,817,587.60	County Library Taxes	
Collection of Taxes	107,559.00	Other Miscellaneous Tax Revenues		Local Municipal Purpose Taxes	
Planning, Housing & Development	25,795.00	State Aid Revenues	104,153.39	Veteran & Senior Citizen Taxes	
Elections	9,200.00	Federal Aid Revenues		Total Taxes for Rate Computation	
General Administration (other)	432,417.03	Sale of Acquired Property	6,480.77	Special District Taxes	
JUDICIARY		Other Miscellaneous Revenues	543,920.98	Bank Stock Taxes	
Municipal Courts	28,850.00	Total 1968 Revenues	17,161,355.02	Added and Omitted Taxes	
PUBLIC SAFETY		Prior Years Surplus Appropriated	1,300,000.00	Total Taxes Levied	
Fire Protection		TOTAL REVENUES	18,461,355.02	1968 TAXES COLLECTED	
Police Protection	991,567.00			1968 Taxes Cancelled, Abated or Adjusted	
Civil Defense & Disaster Control	550.00			Transfer To Tax Title Liens	
Environmental Inspection & Control	35,776.00			Balance Outstanding Dec. 31, 1968	
Other Public Safety				PRIOR YEARS TAXES OUTSTANDING	
PUBLIC WORKS				Balance January 1, 1968	
Streets and Drainage	1,530,476.79			Collected in 1968	
Sewers and Sewage Processing				Cancelled, Abated or Adjusted (1968)	
Garbage and Trash Disposal	388,086.00			Transfers to Tax Title Liens	
Public Buildings and Grounds	73,767.00			Balance December 31, 1968	
Other Public Works				TAX TITLE LIENS OUTSTANDING	
HEALTH and WELFARE				Balance January 1, 1968	
Health Services Except Environmental	184,033.00			Transfers From Taxes	
Welfare-Public Assistance	117,729.00			Redeemed in 1968	
Hospitals, Clinics, First Aid				Cancelled, Abated or Adjusted (1968)	
Animal, Insect, & Rodent Control	24,004.00			Balance December 31, 1968	
Other Welfare Services				PROPERTY ACQUIRED BY DEED OR FORECLOSURE	
RECREATION and CONSERVATION				Balance January 1, 1968	
Beaches and Boardwalks				Transfers From Liens	
Parks, Playgrounds, Shade Trees	159,696.00			Sale for Cash (1968)	
Land Reclamation & Conservation				Cancelled, Abated or Adjusted (1968)	
Other Recreational Services				Balance December 31, 1968	
EDUCATION (excluding schools)				CURRENT FINANCES DECEMBER 31, 1968	
Libraries	126,419.00			ASSETS	
Other Educational Services				Cash on Hand Dec. 31, 1968	
STATUTORY EXPENDITURES				Taxes Receivable	
Pensions & F. I. C. A.	297,692.28			Tax Title Liens	
Employee Fringe Benefits	128,987.11			Foreclosed Property	
Other Statutory Expenditures				Emergencies & Other Deferred Charges	
TOTAL MUNICIPAL FUNCTIONS	4,746,904.21			State Aid Receivable	
CAPITAL IMPROVEMENTS	56,500.00			Other Receivables	
DEBT SERVICE				Total	
Principal Payments	415,000.00			LIABILITIES	
Interest Payments	149,063.07			Cash Liabilities	
Other Debt Administration				Reserves For Receivables	
DEFERRED CHARGES	40,000.00			Surplus on Hand Dec. 31, 1968	
SCHOOL, COUNTY, SPECIAL DISTRICT TAXES	11,677,580.74			Total	
RESERVE FOR UNCOLLECTED TAXES	982,527.50				
TOTAL EXPENDITURES	18,067,575.52				

0113		HAMMONTON TOWN				PER CAPITA:		PER CENT:		
Population 1960	9,854	Net Valuation Taxable	29,022,273	TAX RATE:		Gross Debt	284.31	Gross Debt	6.50	
Population 1968	12,220	State Equalized Value	57,265,732	General Rate Per \$100.		Net Debt	62.53	Net Debt	1.43	
		Net Valuation on Which County Taxes		Effective Tax Rate		Debt Service	3.97	Tax Levy Collected	93.70	
Moody Rating	BAA	are apportioned:	57,023,144	General Rate		Total Tax Levy	172.87	Tax Levy Cancelled, Abated		
Land Area	40.48 Sq. Miles	State Equalization Ratio	.5068	Municipal Functions		Municipal Functions	81.30	or Adjusted	.12	
1968 EXPENDITURES		1968 REVENUES			1968 PROPERTY TAX					
GENERAL GOVERNMENT		1968 Property Taxes Collected			1,979,645.41		Local District School Taxes			1,403,456.02
Governing Body & Public Boards		1968 Payments in Lieu of Taxes					Regional & Consolidated School Taxes			
Municipal Clerk		Delinquent Tax & Lien Collections			140,754.46		School Taxes in Municipal Budget			
Financial Administration		9,550.00		Business Personalty Replacement Taxes		119,481.00	County Taxes			463,862.58
Assessment of Taxes		11,063.00		Taxes from Public Utilities		137,122.84	County Library Taxes			4,693.86
Collection of Taxes		13,980.00		Other Miscellaneous Tax Revenues			Local Municipal Purpose Taxes			226,430.44
Planning, Housing & Development		2,000.00		State Aid Revenues		13,238.87	Veteran & Senior Citizen Taxes			67,710.00
Elections		1,750.00		Federal Aid Revenues			Total Taxes for Rate Computation			2,166,152.90
General Administration (other)		64,200.00		Sale of Acquired Property		5,351.95	Special District Taxes			
JUDICIARY		10,500.00		Other Miscellaneous Revenues		80,331.45	Bank Stock Taxes			3,495.60
Municipal Courts				Total 1968 Revenues		2,475,925.98	Added and Omitted Taxes			10,651.96
PUBLIC SAFETY		24,825.00		Prior Years Surplus Appropriated		370,000.00	Total Taxes Levied			2,112,590.46
Fire Protection		144,800.00		TOTAL REVENUES		2,845,925.98	1968 TAXES COLLECTED			1,979,645.41
Police Protection		250.00					1968 Taxes Cancelled, Abated or Adjusted			2,564.84
Civil Defense & Disaster Control		2,100.00		1968 REAL PROPERTY VALUATIONS - ASSESSED			Transfer To Tax Title Liens			7,512.83
Environmental Inspection & Control							Balance Outstanding Dec. 31, 1968			125,301.95
Other Public Safety										
PUBLIC WORKS										
Streets and Drainage		151,367.89								
Sewers and Sewage Processing										
Garbage and Trash Disposal		8,000.00								
Public Buildings and Grounds		14,500.00								
Other Public Works										
HEALTH and WELFARE										
Health Services Except Environmental		13,310.00								
Welfare-Public Assistance		4,900.00								
Hospitals, Clinics, First Aid		6,500.00								
Animal, Insect, & Rodent Control		2,000.00								
Other Welfare Services										
RECREATION and CONSERVATION										
Beaches and Boardwalks		1,500.00								
Parks, Playgrounds, Shade Trees		9,250.00								
Land Reclamation & Conservation										
Other Recreational Services		900.00								
EDUCATION (excluding schools)										
Libraries		9,299.91								
Other Educational Services										
STATUTORY EXPENDITURES										
Pensions & F. I. C. A.		48,500.00								
Employee Fringe Benefits		6,657.00								
Other Statutory Expenditures										
TOTAL MUNICIPAL FUNCTIONS		561,702.80								
CAPITAL IMPROVEMENTS		54,000.00								
DEBT SERVICE										
Principal Payments		39,000.00								
Interest Payments		9,555.00								
Other Debt Administration										
DEFERRED CHARGES		10,000.00								
SCHOOL, COUNTY, SPECIAL DISTRICT TAXES		1,872,012.46								
RESERVE FOR UNCOLLECTED TAXES		319,338.91								
TOTAL EXPENDITURES		2,365,609.17								

1013		HAMPTON BORO				PER CAPITA:		PER CENT:		
Population 1960	1,135	Net Valuation Taxable	4,472,338	TAX RATE:		Gross Debt	332.54	Gross Debt	9.90	
Population 1968	1,330	State Equalized Value	4,855,958	General Rate Per \$100.	4.68	Net Debt	147.38	Net Debt	4.38	
		Net Valuation on Which County Taxes		Effective Tax Rate		Debt Service		Tax Levy Collected	94.36	
Moody Rating		are apportioned:	4,659,110	General Rate	4.31	Total Tax Levy	152.67	Tax Levy Cancelled, Abated		
Land Area	1.36 Sq. Miles	State Equalization Ratio	.9210	Municipal Functions	1.55	Municipal Functions	56.89	or Adjusted	.54	
1968 EXPENDITURES		1968 REVENUES			1968 PROPERTY TAX					
GENERAL GOVERNMENT		1968 Property Taxes Collected			191,625.02		Local District School Taxes			113,513.00
Governing Body & Public Boards		1968 Payments in Lieu of Taxes					Regional & Consolidated School Taxes			36,133.15
Municipal Clerk		Delinquent Tax & Lien Collections			7,054.71		School Taxes in Municipal Budget			
Financial Administration		1,250.00	Business Personalty Replacement Taxes			4,223.00	County Taxes			21,631.68
Assessment of Taxes		1,800.00	Taxes from Public Utilities			7,629.33	County Library Taxes			780.15
Collection of Taxes		1,100.00	Other Miscellaneous Tax Revenues				Local Municipal Purpose Taxes			30,000.00
Planning, Housing & Development			State Aid Revenues			10,903.00	Veteran & Senior Citizen Taxes			7,080.00
Elections			Federal Aid Revenues				Total Taxes for Rate Computation			209,137.98
General Administration (other)		6,500.00	Sale of Acquired Property				Special District Taxes			
JUDICIARY			Other Miscellaneous Revenues			12,449.10	Bank Stock Taxes			
Municipal Courts		800.00	Total 1968 Revenues			233,884.16	Added and Omitted Taxes			1,004.33
PUBLIC SAFETY			Prior Years Surplus Appropriated			12,002.69	Total Taxes Levied			203,062.31
Fire Protection		6,028.69	TOTAL REVENUES			245,886.85	1968 TAXES COLLECTED			191,625.02
Police Protection		5,200.00					1968 Taxes Cancelled, Abated or Adjusted			1,099.23
Civil Defense & Disaster Control			1968 REAL PROPERTY VALUATIONS - ASSESSED				Transfer To Tax Title Liens			
Environmental Inspection & Control		250.00	Code Class %				Balance Outstanding Dec. 31, 1968			10,567.50
Other Public Safety			1 Vacant Land 2.65			114,650.00	PRIOR YEARS TAXES OUTSTANDING			
PUBLIC WORKS			2 Residential 82.70			3,565,275.00	Balance January 1, 1968			7,909.43
Streets and Drainage		34,980.00	3 Farm 6.03			260,000.00	Collected in 1968			7,054.71
Sewers and Sewage Processing			4a Commercial 5.43			234,300.00	Cancelled, Abated or Adjusted (1968)			189.15
Garbage and Trash Disposal		4,000.00	4b Industrial 2.16			93,125.00	Transfers to Tax Title Liens			
Public Buildings and Grounds		2,200.00	4c Apartments 1.02			44,000.00	Balance December 31, 1968			665.57
Other Public Works			Total Valuation 100.00.			4,311,350.00	TAX TITLE LIENS OUTSTANDING			
HEALTH and WELFARE			CAPITAL DEBT AUTHORIZED, DECEMBER 31, 1968				Balance January 1, 1968			
Health Services Except Environmental		750.00	ISSUED AND UNISSUED				Transfers From Taxes			
Welfare-Public Assistance		100.00	School			442,281.64	Redeemed in 1968			
Hospitals, Clinics, First Aid			Self-liquidating				Cancelled, Abated or Adjusted (1968)			
Animal, Insect, & Rodent Control			Other				Balance December 31, 1968			
Other Welfare Services			Total			442,281.64	PROPERTY ACQUIRED BY DEED OR			
RECREATION and CONSERVATION			ISSUED AND OUTSTANDING				FORECLOSURE			
Beaches and Boardwalks			School			330,846.98	Balance January 1, 1968			
Parks, Playgrounds, Shade Trees		350.00	Self-liquidating				Transfers From Liens			
Land Reclamation & Conservation			Other				Sale for Cash (1968)			
Other Recreational Services			Total			330,846.98	Cancelled, Abated or Adjusted (1968)			
EDUCATION (excluding schools)			EQUALIZED VALUATION BASIS			4,466,129.00	Balance December 31, 1968			
Libraries			1968 CAPITAL OUTLAY			4,416.99	CURRENT FINANCES DECEMBER 31, 1968			
Other Educational Services			Beaches and Boardwalks				ASSETS			
STATUTORY EXPENDITURES			Parks and Playgrounds				Cash on Hand Dec. 31, 1968			109,290.58
Pensions & F. I. C. A.		1,200.00	Public Buildings and Grounds				Taxes Receivable			11,233.07
Employee Fringe Benefits			Vehicular Equipment				Tax Title Liens			
Other Statutory Expenditures			Streets, Roads, Sidewalks, Storm Sewers				Foreclosed Property			
TOTAL MUNICIPAL FUNCTIONS		66,508.69	Sewer System				Emergencies & Other Deferred Charges			
CAPITAL IMPROVEMENTS		1,000.00	Water System				State Aid Receivable			10,000.00
DEBT SERVICE			Other Utilities				Other Receivables			
Principal Payments			Hospitals and Clinics				Total			130,523.65
Interest Payments			Garbage and Trash Disposal Facilities				LIABILITIES			
Other Debt Administration			Health Equipment				Cash Liabilities			87,062.20
DEFERRED CHARGES			Library and Education Facilities				Reserves For Receivables			11,233.07
SCHOOL, COUNTY, SPECIAL DISTRICT TAXES		172,057.98	Conservation and Recreation				Surplus on Hand Dec. 31, 1968			32,228.38
RESERVE FOR UNCOLLECTED TAXES		8,160.00	Other Expenditures			4,416.99	Total			130,523.65
TOTAL EXPENDITURES		247,726.67								

1910		HAMPTON TWP			PER CAPITA:		PER CENT:	
Population 1960	1,174	Net Valuation Taxable	15,822,550	TAX RATE:	Gross Debt	13.82	Gross Debt	.13
Population 1968	1,880	State Equalized Value	21,755,190	General Rate Per \$100.	Net Debt	13.82	Net Debt	.13
		Net Valuation on Which County Taxes		Effective Tax Rate	Debt Service		Tax Levy Collected	89.94
Moody Rating		are apportioned:	20,745,005	General Rate	Total Tax Levy	308.61	Tax Levy Cancelled, Abated	
Land Area	24.70 Sq. Miles	State Equalization Ratio	.7273	Municipal Functions	Municipal Functions	123.61	or Adjusted	.69
1968 EXPENDITURES		1968 REVENUES		1968 PROPERTY TAX				
GENERAL GOVERNMENT		1968 Property Taxes Collected		521,862.70	Local District School Taxes		370,696.00	
Governing Body & Public Boards		1968 Payments in Lieu of Taxes			Regional & Consolidated School Taxes			
Municipal Clerk	3,362.00	Delinquent Tax & Lien Collections		105,679.54	School Taxes in Municipal Budget			
Financial Administration	4,555.29	Business Personalty Replacement Taxes		18,964.00	County Taxes		147,518.73	
Assessment of Taxes	8,378.52	Taxes from Public Utilities		41,487.16	County Library Taxes		7,290.37	
Collection of Taxes	72.82	Other Miscellaneous Tax Revenues		22,219.00	Local Municipal Purpose Taxes		51,126.30	
Planning, Housing & Development	18,162.03	State Aid Revenues			Veteran & Senior Citizen Taxes		11,830.00	
Elections		Federal Aid Revenues			Total Taxes for Rate Computation		588,461.40	
General Administration (other)	1,303.87	Sale of Acquired Property		23,758.71	Special District Taxes			
JUDICIARY		Other Miscellaneous Revenues		733,971.11	Bank Stock Taxes			
Municipal Courts	600.00	Total 1968 Revenues		47,000.00	Added and Omitted Taxes		3,573.53	
PUBLIC SAFETY	200.00	Prior Years Surplus Appropriated		533.02	Total Taxes Levied		580,204.93	
Fire Protection	1,338.60	TOTAL REVENUES		780,971.11	1968 TAXES COLLECTED		521,862.70	
Police Protection		1968 REAL PROPERTY VALUATIONS - ASSESSED			1968 Taxes Cancelled, Abated or Adjusted		524.58	
Civil Defense & Disaster Control					Transfer To Tax Title Liens			
Environmental Inspection & Control					Balance Outstanding Dec. 31, 1968		57,817.65	
Other Public Safety								
PUBLIC WORKS								
Streets and Drainage	60,861.54							
Sewers and Sewage Processing								
Garbage and Trash Disposal	13,750.00							
Public Buildings and Grounds	1,338.66							
Other Public Works								
HEALTH and WELFARE								
Health Services Except Environmental	1,850.00							
Welfare-Public Assistance	100.00							
Hospitals, Clinics, First Aid	500.00							
Animal, Insect, & Rodent Control								
Other Welfare Services								
RECREATION and CONSERVATION								
Beaches and Boardwalks								
Parks, Playgrounds, Shade Trees								
Land Reclamation & Conservation								
Other Recreational Services								
EDUCATION (excluding schools)								
Libraries								
Other Educational Services								
STATUTORY EXPENDITURES								
Pensions & F. I. C. A.	1,500.00							
Employee Fringe Benefits	1,926.25							
Other Statutory Expenditures								
TOTAL MUNICIPAL FUNCTIONS	120,332.00							
CAPITAL IMPROVEMENTS	3,200.00							
DEBT SERVICE								
Principal Payments								
Interest Payments								
Other Debt Administration								
DEFERRED CHARGES	15,868.79							
SCHOOL, COUNTY, SPECIAL DISTRICT TAXES	525,505.10							
RESERVE FOR UNCOLLECTED TAXES	93,000.00							
TOTAL EXPENDITURES	757,905.89							

1412
Population 1960 9,329
Population 1968 11,160

Moody Rating
Land Area 10.80 Sq. Miles

Net Valuation Taxable 56,013,200
State Equalized Value 158,453,182
Net Valuation on Which County Taxes
are apportioned: 156,932,505
State Equalization Ratio .3535

HANOVER TWP

TAX RATE:
General Rate Per \$100. 6.94
Effective Tax Rate
General Rate 2.45
Municipal Functions 1.16

PER CAPITA:

Gross Debt 376.98
Net Debt
Debt Service
Total Tax Levy 361.23
Municipal Functions 165.08

PER CENT:

Gross Debt 3.15
Net Debt
Tax Levy Collected 97.96
Tax Levy Cancelled, Abated
or Adjusted .27

1968 EXPENDITURES	1968 REVENUES	1968 PROPERTY TAX
GENERAL GOVERNMENT	1968 Property Taxes Collected 3,949,232.31	Local District School Taxes 1,673,678.00
Governing Body & Public Boards	1968 Payments in Lieu of Taxes	Regional & Consolidated School Taxes 1,007,300.64
Municipal Clerk	Delinquent Tax & Lien Collections 65,483.68	School Taxes in Municipal Budget
Financial Administration 7,800.00	Business Personalty Replacement Taxes 634,283.00	County Taxes 596,287.73
Assessment of Taxes 10,650.00	Taxes from Public Utilities 205,635.13	County Library Taxes 46,127.49
Collection of Taxes 8,900.00	Other Miscellaneous Tax Revenues	Local Municipal Purpose Taxes 496,116.59
Planning, Housing & Development 16,280.00	State Aid Revenues 125,041.00	Veteran & Senior Citizen Taxes 67,590.00
Elections	Federal Aid Revenues	Total Taxes for Rate Computation 3,887,100.45
General Administration (other) 135,450.00	Sale of Acquired Property	Special District Taxes 62,390.00
JUDICIARY	Other Miscellaneous Revenues 108,258.00	Bank Stock Taxes 3,946.96
Municipal Courts 8,500.00	Total 1968 Revenues 5,087,833.16	Added and Omitted Taxes 145,543.04
PUBLIC SAFETY	Prior Years Surplus Appropriated 325,000.00	Total Taxes Levied 4,031,390.45
Fire Protection	TOTAL REVENUES 5,412,833.16	1968 TAXES COLLECTED 3,949,232.31
Police Protection 266,995.00		1968 Taxes Cancelled, Abated or Adjusted 10,965.98
Civil Defense & Disaster Control 3,300.00		Transfer To Tax Title Liens 3,841.27
Environmental Inspection & Control 10,700.00		Balance Outstanding Dec. 31, 1968 70,050.53
Other Public Safety		
PUBLIC WORKS	1968 REAL PROPERTY VALUATIONS - ASSESSED	
Streets and Drainage 622,401.11	Code Class %	
Sewers and Sewage Processing 80,000.00	1 Vacant Land 4.45	
Garbage and Trash Disposal 59,626.00	2 Residential 46.77	
Public Buildings and Grounds 11,900.00	3 Farm .34	
Other Public Works	4a Commercial 8.25	
	4b Industrial 40.20	
	4c Apartments	
	Total Valuation 100.01	
HEALTH and WELFARE		
Health Services Except Environmental 18,250.00		
Welfare-Public Assistance 3,700.00		
Hospitals, Clinics, First Aid		
Animal, Insect, & Rodent Control 4,000.00		
Other Welfare Services		
RECREATION and CONSERVATION		
Beaches and Boardwalks		
Parks, Playgrounds, Shade Trees 60,620.00		
Land Reclamation & Conservation		
Other Recreational Services 19,350.00		
EDUCATION (excluding schools)		
Libraries 13,000.00		
Other Educational Services 300.00		
STATUTORY EXPENDITURES		
Pensions & F. I. C. A. 53,848.26		
Employee Fringe Benefits 31,175.00		
Other Statutory Expenditures		
TOTAL MUNICIPAL FUNCTIONS		
1,446,745.37		
CAPITAL IMPROVEMENTS		
108,100.00		
DEBT SERVICE		
Principal Payments		
Interest Payments		
Other Debt Administration		
DEFERRED CHARGES		
SCHOOL, COUNTY, SPECIAL DISTRICT TAXES 3,385,783.86		
RESERVE FOR UNCOLLECTED TAXES 287,473.18		
TOTAL EXPENDITURES		
5,228,102.41		
	1968 CAPITAL OUTLAY	
	Beaches and Boardwalks	
	Parks and Playgrounds	
	Public Buildings and Grounds 34,668.80	
	Vehicular Equipment 8,812.62	
	Streets, Roads, Sidewalks, Storm Sewers 48,451.21	
	Sewer System	
	Water System	
	Other Utilities	
	Hospitals and Clinics	
	Garbage and Trash Disposal Facilities	
	Health Equipment	
	Library and Education Facilities	
	Conservation and Recreation	
	Other Expenditures 12,170.00	
	EQUALIZED VALUATION BASIS	
	133,342,680.67	
	ISSUED AND UNISSUED	
	SCHOOL GROSS DEBT 3,987,162.02	
	Self-liquidating 220,000.00	
	Other	
	Total 4,207,162.02	
	ISSUED AND OUTSTANDING	
	SCHOOL 3,987,162.02	
	Self-liquidating 220,000.00	
	Other	
	Total 4,207,162.02	
	CURRENT FINANCES DECEMBER 31, 1968	
	ASSETS	
	Cash on Hand Dec. 31, 1968 1,295,020.65	
	Taxes Receivable 73,370.55	
	Tax Title Liens 13,862.97	
	Foreclosed Property 13,405.00	
	Emergencies & Other Deferred Charges	
	State Aid Receivable 155,811.29	
	Other Receivables 375.17	
	Total 1,551,845.63	
	LIABILITIES	
	Cash Liabilities 709,723.05	
	Reserves For Receivables 101,013.69	
	Surplus on Hand Dec. 31, 1968 741,108.89	
	Total 1,551,845.63	

1413		HARDING TWP		PER CAPITA:		PER CENT:		
Population 1960	2,683	Net Valuation Taxable	20,604,313	TAX RATE:	Gross Debt	162.82	Gross Debt	1.04
Population 1968	3,470	State Equalized Value	59,844,069	General Rate Per \$100.	Net Debt	10.08	Net Debt	.06
		Net Valuation on Which County Taxes are apportioned:	55,677,309	Effective Tax Rate	Debt Service		Tax Levy Collected	97.51
Moody Rating				General Rate	Total Tax Levy	291.83	Tax Levy Cancelled, Abated or Adjusted	.08
Land Area	16.70 Sq. Miles	State Equalization Ratio	.3443	Municipal Functions	Municipal Functions	103.26		
1968 EXPENDITURES		1968 REVENUES		1968 PROPERTY TAX				
GENERAL GOVERNMENT		1968 Property Taxes Collected		987,489.44		Local District School Taxes		624,041.50
Governing Body & Public Boards		1968 Payments in Lieu of Taxes		214.14		Regional & Consolidated School Taxes		
Municipal Clerk		Delinquent Tax & Lien Collections		24,561.14		School Taxes in Municipal Budget		
Financial Administration		4,800.00	Business Personalty Replacement Taxes	9,218.00		County Taxes		216,639.75
Assessment of Taxes		7,100.00	Taxes from Public Utilities	58,345.70		County Library Taxes		16,660.80
Collection of Taxes		3,500.00	Other Miscellaneous Tax Revenues	19,935.00		Local Municipal Purpose Taxes		141,038.45
Planning, Housing & Development		7,950.00	State Aid Revenues			Veteran & Senior Citizen Taxes		15,070.00
Elections			Federal Aid Revenues			Total Taxes for Rate Computation		1,013,450.50
General Administration (other)		54,500.00	Sale of Acquired Property			Special District Taxes		1,127.21
JUDICIARY			Other Miscellaneous Revenues	21,984.01		Bank Stock Taxes		248.98
Municipal Courts		3,600.00	Total 1968 Revenues	1,121,747.43		Added and Omitted Taxes		12,915.67
PUBLIC SAFETY			Prior Years Surplus Appropriated	86,000.00		Total Taxes Levied		1,012,672.36
Fire Protection		3,500.00	TOTAL REVENUES	1,207,747.43		1968 TAXES COLLECTED		987,489.44
Police Protection		83,700.00	1968 REAL PROPERTY VALUATIONS - ASSESSED		1968 Taxes Cancelled, Abated or Adjusted		856.33	
Civil Defense & Disaster Control		2,000.00	Code	Class	%	Transfer To Tax Title Liens		3,153.12
Environmental Inspection & Control		3,100.00	1	Vacant Land	7.87	Balance Outstanding Dec. 31, 1968		21,605.17
Other Public Safety			2	Residential	84.81	PRIOR YEARS TAXES OUTSTANDING		
PUBLIC WORKS			3	Farm	3.87	Balance January 1, 1968		25,210.07
Streets and Drainage		72,959.00	4a	Commercial	3.45	Collected in 1968		24,561.14
Sewers and Sewage Processing			4b	Industrial		Cancelled, Abated or Adjusted (1968)		28.43
Garbage and Trash Disposal			4c	Apartments		Transfers to Tax Title Liens		
Public Buildings and Grounds		4,125.00	Total Valuation 100.00		20,475,327.00	Balance December 31, 1968		620.50
Other Public Works			CAPITAL DEBT AUTHORIZED, DECEMBER 31, 1968			TAX TITLE LIENS OUTSTANDING		
HEALTH and WELFARE			ISSUED AND UNISSUED		GROSS DEBT	NET DEBT		
Health Services Except Environmental		4,900.00	School		530,000.00	Balance January 1, 1968		5,884.79
Welfare-Public Assistance		325.00	Self-liquidating		35,000.00	Transfers From Taxes		3,153.12
Hospitals, Clinics, First Aid			Other		565,000.00	Redeemed in 1968		
Animal, Insect, & Rodent Control		1,500.00	Total			Cancelled, Abated or Adjusted (1968)		
Other Welfare Services			ISSUED AND OUTSTANDING			Balance December 31, 1968		9,037.91
RECREATION and CONSERVATION			School		530,000.00	PROPERTY ACQUIRED BY DEED OR FORECLOSURE		
Beaches and Boardwalks			Self-liquidating		35,000.00	Balance January 1, 1968		
Parks, Playgrounds, Shade Trees			Other		565,000.00	Transfers From Liens		
Land Reclamation & Conservation			Total			Sale for Cash (1968)		
Other Recreational Services		300.00	EQUALIZED VALUATION BASIS		53,850,189.67	Cancelled, Abated or Adjusted (1968)		
EDUCATION (excluding schools)			1968 CAPITAL OUTLAY		38,000.00	Balance December 31, 1968		
Libraries			Beaches and Boardwalks			CURRENT FINANCES DECEMBER 31, 1968		
Other Educational Services			Parks and Playgrounds			ASSETS		
STATUTORY EXPENDITURES			Public Buildings and Grounds			Cash on Hand Dec. 31, 1968		200,635.50
Pensions & F. I. C. A.		13,500.00	Vehicular Equipment			Taxes Receivable		22,225.67
Employee Fringe Benefits		6,075.00	Streets, Roads, Sidewalks, Storm Sewers			Tax Title Liens		9,037.91
Other Statutory Expenditures			Sewer System			Foreclosed Property		
TOTAL MUNICIPAL FUNCTIONS		277,434.00	Water System			Emergencies & Other Deferred Charges		15,000.18
CAPITAL IMPROVEMENTS		1,000.00	Other Utilities			State Aid Receivable		25,811.00
DEBT SERVICE			Hospitals and Clinics			Other Receivables		1,185.40
Principal Payments			Garbage and Trash Disposal Facilities			Total		273,895.66
Interest Payments			Health Equipment			LIABILITIES		
Other Debt Administration			Library and Education Facilities			Cash Liabilities		54,120.66
DEFERRED CHARGES		21.04	Conservation and Recreation			Reserves For Receivables		32,448.98
SCHOOL, COUNTY, SPECIAL DISTRICT TAXES		858,469.26	Other Expenditures		38,000.00	Surplus on Hand Dec. 31, 1968		187,326.02
RESERVE FOR UNCOLLECTED TAXES		79,867.39				Total		273,895.66
TOTAL EXPENDITURES		1,216,791.69						

2109		HARDWICK TWP			PER CAPITA:		PER CENT:		
Population 1960	370	Net Valuation Taxable	3,990,215	TAX RATE:	Gross Debt	727.25	Gross Debt	4.84	
Population 1968	420	State Equalized Value	5,538,119	General Rate Per \$100.	Net Debt		Net Debt		
		Net Valuation on Which County Taxes		Effective Tax Rate	Debt Service		Tax Levy Collected	88.80	
Moody Rating		are apportioned:	6,059,853	General Rate	Total Tax Levy	301.13	Tax Levy Cancelled, Abated		
Land Area	17.80 Sq. Miles	State Equalization Ratio	.7205	Municipal Functions	Municipal Functions	191.54	or Adjusted	.08	
1968 EXPENDITURES		1968 REVENUES			1968 PROPERTY TAX				
GENERAL GOVERNMENT									
Governing Body & Public Boards		1968 Property Taxes Collected			112,314.50	Local District School Taxes			53,000.00
Municipal Clerk		1968 Payments in Lieu of Taxes				Regional & Consolidated School Taxes			
Financial Administration	1,305.10	Delinquent Tax & Lien Collections			11,620.87	School Taxes in Municipal Budget			
Assessment of Taxes	1,344.65	Business Personalty Replacement Taxes			4,488.00	County Taxes			45,125.73
Collection of Taxes	1,126.33	Taxes from Public Utilities			18,313.08	County Library Taxes			1,205.18
Planning, Housing & Development	15.00	Other Miscellaneous Tax Revenues				Local Municipal Purpose Taxes			27,145.97
Elections		State Aid Revenues			9,128.00	Veteran & Senior Citizen Taxes			2,880.00
General Administration (other)	5,246.46	Federal Aid Revenues				Total Taxes for Rate Computation			129,356.88
JUDICIARY		Sale of Acquired Property				Special District Taxes			
Municipal Courts		Other Miscellaneous Revenues			4,116.30	Bank Stock Taxes			
PUBLIC SAFETY		Total 1968 Revenues			159,980.75	Added and Omitted Taxes			
Fire Protection	100.00	Prior Years Surplus Appropriated			11,600.00	Total Taxes Levied			126,476.88
Police Protection	300.00	TOTAL REVENUES			171,580.75	1968 TAXES COLLECTED			112,314.50
Civil Defense & Disaster Control	58.00					1968 Taxes Cancelled, Abated or Adjusted			103.25
Environmental Inspection & Control	375.00					Transfer To Tax Title Liens			
Other Public Safety						Balance Outstanding Dec. 31, 1968			14,426.70
PUBLIC WORKS		1968 REAL PROPERTY VALUATIONS - ASSESSED							
Streets and Drainage	51,294.31	Code	Class	%					
Sewers and Sewage Processing		1	Vacant Land	7.25	289,550.00				
Garbage and Trash Disposal		2	Residential	34.41	1,371,350.00				
Public Buildings and Grounds		3	Farm	54.87	2,187,150.00				
Other Public Works		4a	Commercial	3.46	137,800.00				
HEALTH and WELFARE		4b	Industrial						
Health Services Except Environmental	235.15	4c	Apartments						
Welfare-Public Assistance	250.00	Total Valuation			100.00	3,985,850.00			
Hospitals, Clinics, First Aid	150.00	CAPITAL DEBT AUTHORIZED, DECEMBER 31, 1968							
Animal, Insect, & Rodent Control		ISSUED AND UNISSUED		GROSS DEBT	NET DEBT	TAX TITLE LIENS OUTSTANDING			
Other Welfare Services		School		305,447.71		Balance January 1, 1968			13,404.66
RECREATION and CONSERVATION		Self-liquidating				Transfers From Taxes			12,247.74
Beaches and Boardwalks		Other				Redeemed in 1968			928.18
Parks, Playgrounds, Shade Trees		Total		305,447.71		Cancelled, Abated or Adjusted (1968)			
Land Reclamation & Conservation		ISSUED AND OUTSTANDING				Transfers to Tax Title Liens			228.74
Other Recreational Services		School				Balance December 31, 1968			
EDUCATION (excluding schools)		Self-liquidating				PROPERTY ACQUIRED BY DEED OR FORECLOSURE			
Libraries		Other				Balance January 1, 1968			
Other Educational Services		Total				Transfers From Liens			
STATUTORY EXPENDITURES		EQUALIZED VALUATION BASIS		6,301,359.67		Sale for Cash (1968)			
Pensions & F. I. C. A.	1,600.00	1968 CAPITAL OUTLAY				Cancelled, Abated or Adjusted (1968)			
Employee Fringe Benefits		Beaches and Boardwalks				Balance December 31, 1968			
Other Statutory Expenditures		Parks and Playgrounds				CURRENT FINANCES DECEMBER 31, 1968			
TOTAL MUNICIPAL FUNCTIONS	63,400.00	Public Buildings and Grounds				ASSETS			
CAPITAL IMPROVEMENTS		Vehicular Equipment				Cash on Hand Dec. 31, 1968			56,963.13
DEBT SERVICE		Streets, Roads, Sidewalks, Storm Sewers				Taxes Receivable			14,655.44
Principal Payments		Sewer System				Tax Title Liens			
Interest Payments		Water System				Foreclosed Property			
Other Debt Administration		Other Utilities				Emergencies & Other Deferred Charges			
DEFERRED CHARGES		Hospitals and Clinics				State Aid Receivable			12,323.00
SCHOOL, COUNTY, SPECIAL DISTRICT TAXES	99,330.91	Garbage and Trash Disposal Facilities				Other Receivables			2,170.94
RESERVE FOR UNCOLLECTED TAXES	17,048.97	Health Equipment				Total			86,112.51
TOTAL EXPENDITURES	179,779.88	Library and Education Facilities				LIABILITIES			
		Conservation and Recreation				Cash Liabilities			16,997.81
		Other Expenditures				Reserves For Receivables			16,826.38
						Surplus on Hand Dec. 31, 1968			52,288.32
						Total			86,112.51

1911		HARDYSTON TWP			PER CAPITA:		PER CENT:	
Population 1960	2,206	Net Valuation Taxable	18,022,592	TAX RATE:	Gross Debt	185.95	Gross Debt	2.53
Population 1968	2,990	State Equalized Value	24,014,113	General Rate Per \$100.	Net Debt	2.00	Net Debt	.02
		Net Valuation on Which County Taxes		Effective Tax Rate	Debt Service	.13	Tax Levy Collected	87.08
Moody Rating		are apportioned:	23,066,094	General Rate	Total Tax Levy	220.86	Tax Levy Cancelled, Abated	
Land Area	32.60 Sq. Miles	State Equalization Ratio	.7505	Municipal Functions	Municipal Functions	92.83	or Adjusted	
1968 EXPENDITURES		1968 REVENUES			1968 PROPERTY TAX			
GENERAL GOVERNMENT								
Governing Body & Public Boards		1968 Property Taxes Collected			575,114.28			
Municipal Clerk		1968 Payments in Lieu of Taxes						
Financial Administration		Delinquent Tax & Lien Collections			69,817.36			
Assessment of Taxes		Business Personalty Replacement Taxes			22,578.00			
Collection of Taxes		Taxes from Public Utilities			35,836.93			
Planning, Housing & Development		Other Miscellaneous Tax Revenues						
Elections		State Aid Revenues			3,604.00			
General Administration (other)		Federal Aid Revenues						
JUDICIARY		Sale of Acquired Property						
Municipal Courts		Other Miscellaneous Revenues			32,486.89			
PUBLIC SAFETY		Total 1968 Revenues			739,437.46			
Fire Protection		Prior Years Surplus Appropriated			56,000.00			
Police Protection		TOTAL REVENUES			795,437.46			
Civil Defense & Disaster Control		1968 REAL PROPERTY VALUATIONS - ASSESSED						
Environmental Inspection & Control								
Other Public Safety								
PUBLIC WORKS								
Streets and Drainage								
Sewers and Sewage Processing								
Garbage and Trash Disposal								
Public Buildings and Grounds								
Other Public Works								
HEALTH and WELFARE								
Health Services Except Environmental								
Welfare-Public Assistance								
Hospitals, Clinics, First Aid								
Animal, Insect, & Rodent Control								
Other Welfare Services								
RECREATION and CONSERVATION								
Beaches and Boardwalks								
Parks, Playgrounds, Shade Trees								
Land Reclamation & Conservation								
Other Recreational Services								
EDUCATION (excluding schools)								
Libraries								
Other Educational Services								
STATUTORY EXPENDITURES								
Pensions & F. I. C. A.								
Employee Fringe Benefits								
Other Statutory Expenditures								
TOTAL MUNICIPAL FUNCTIONS								
CAPITAL IMPROVEMENTS								
DEBT SERVICE								
Principal Payments								
Interest Payments								
Other Debt Administration								
DEFERRED CHARGES								
SCHOOL, COUNTY, SPECIAL DISTRICT TAXES								
RESERVE FOR UNCOLLECTED TAXES								
TOTAL EXPENDITURES								

2110		HARMONY TWP			PER CAPITA:		PER CENT:	
Population 1960	2,039	Net Valuation Taxable	10,804,275	TAX RATE:	Gross Debt	180.34	Gross Debt	2.40
Population 1968	2,340	State Equalized Value	18,449,923	General Rate Per \$100.	Net Debt		Net Debt	
		Net Valuation on Which County Taxes		Effective Tax Rate	Debt Service		Tax Levy Collected	91.73
Moody Rating		are apportioned:	18,471,173	General Rate	Total Tax Levy	197.24	Tax Levy Cancelled, Abated	
Land Area	24.30 Sq. Miles	State Equalization Ratio	.5856	Municipal Functions	Municipal Functions	59.48	or Adjusted	.42
1968 EXPENDITURES		1968 REVENUES			1968 PROPERTY TAX			
GENERAL GOVERNMENT		1968 Property Taxes Collected			423,424.69			
Governing Body & Public Boards		1968 Payments in Lieu of Taxes			38,645.69			
Municipal Clerk		Delinquent Tax & Lien Collections			37,756.00			
Financial Administration		Business Personalty Replacement Taxes			27,174.05			
Assessment of Taxes		Taxes from Public Utilities			17,345.00			
Collection of Taxes		Other Miscellaneous Tax Revenues			6,446.59			
Planning, Housing & Development		State Aid Revenues			550,792.02			
Elections		Federal Aid Revenues			11,549.00			
General Administration (other)		Sale of Acquired Property			562,341.02			
JUDICIARY		Other Miscellaneous Revenues			1968 TAXES COLLECTED			
Municipal Courts		Total 1968 Revenues			423,424.69			
PUBLIC SAFETY		Prior Years Surplus Appropriated			1,971.43			
Fire Protection		TOTAL REVENUES			36,167.67			
Police Protection		1968 REAL PROPERTY VALUATIONS - ASSESSED			PRIOR YEARS TAXES OUTSTANDING			
Civil Defense & Disaster Control		Code Class %			Balance January 1, 1968			
Environmental Inspection & Control		1 Vacant Land 4.30			Collected in 1968			
Other Public Safety		2 Residential 54.51			Cancelled, Abated or Adjusted (1968)			
PUBLIC WORKS		3 Farm 21.19			Transfers to Tax Title Liens			
Streets and Drainage		4a Commercial 16.46			Balance December 31, 1968			
Sewers and Sewage Processing		4b Industrial 3.35			TAX TITLE LIENS OUTSTANDING			
Garbage and Trash Disposal		4c Apartments .20			Balance January 1, 1968			
Public Buildings and Grounds		Total Valuation 100.01			Transfers From Taxes			
Other Public Works		ISSUED AND UNISSUED			Redeemed in 1968			
HEALTH and WELFARE		School			Cancelled, Abated or Adjusted (1968)			
Health Services Except Environmental		Self-liquidating			Balance December 31, 1968			
Welfare-Public Assistance		Other			PROPERTY ACQUIRED BY DEED OR FORECLOSURE			
Hospitals, Clinics, First Aid		Total 422,000.00			Balance January 1, 1968			
Animal, Insect, & Rodent Control		ISSUED AND OUTSTANDING			Transfers From Liens			
Other Welfare Services		School			Sale for Cash (1968)			
RECREATION and CONSERVATION		Self-liquidating			Cancelled, Abated or Adjusted (1968)			
Beaches and Boardwalks		Other			Balance December 31, 1968			
Parks, Playgrounds, Shade Trees		Total 12,000.00			CURRENT FINANCES DECEMBER 31, 1968			
Land Reclamation & Conservation		EQUALIZED VALUATION BASIS			ASSETS			
Other Recreational Services		1968 CAPITAL OUTLAY			Cash on Hand Dec. 31, 1968			
EDUCATION (excluding schools)		Beaches and Boardwalks			Taxes Receivable			
Libraries		Parks and Playgrounds			Tax Title Liens			
Other Educational Services		Public Buildings and Grounds			Foreclosed Property			
STATUTORY EXPENDITURES		Vehicular Equipment			Emergencies & Other Deferred Charges			
Pensions & F. I. C. A.		Streets, Roads, Sidewalks, Storm Sewers			State Aid Receivable			
Employee Fringe Benefits		Sewer System			Other Receivables			
Other Statutory Expenditures		Water System			Total			
TOTAL MUNICIPAL FUNCTIONS		Other Utilities			LIABILITIES			
CAPITAL IMPROVEMENTS		Hospitals and Clinics			Cash Liabilities			
DEBT SERVICE		Garbage and Trash Disposal Facilities			Reserves For Receivables			
Principal Payments		Health Equipment			Surplus on Hand Dec. 31, 1968			
Interest Payments		Library and Education Facilities			Total			
Other Debt Administration		Conservation and Recreation						
DEFERRED CHARGES		Other Expenditures						
SCHOOL, COUNTY, SPECIAL DISTRICT TAXES								
RESERVE FOR UNCOLLECTED TAXES								
TOTAL EXPENDITURES								

0224		HARRINGTON PARK BORO				PER CAPITA:		PER CENT:		
Population 1960	3,581	Net Valuation Taxable	33,251,453	TAX RATE:		Gross Debt	276.51	Gross Debt	3.08	
Population 1968	4,420	State Equalized Value	41,841,516	General Rate Per \$100.		Net Debt		Net Debt		
		Net Valuation on Which County Taxes		Effective Tax Rate		Debt Service		Tax Levy Collected	96.99	
Moody Rating		are apportioned:	40,962,718	General Rate		Total Tax Levy	284.38	Tax Levy Cancelled, Abated		
Land Area	2.04 Sq. Miles	State Equalization Ratio	.7947	Municipal Functions		Municipal Functions	83.74	or Adjusted	2.04	
1968 EXPENDITURES		1968 REVENUES			1968 PROPERTY TAX					
GENERAL GOVERNMENT		1968 Property Taxes Collected			1,219,172.16		Local District School Taxes		522,240.25	
Governing Body & Public Boards		1968 Payments in Lieu of Taxes			7,827.75		Regional & Consolidated School Taxes		392,364.01	
Municipal Clerk		Delinquent Tax & Lien Collections			8,053.45		School Taxes in Municipal Budget			
Financial Administration		Business Personalty Replacement Taxes			3,974.00		County Taxes		144,993.80	
Assessment of Taxes		20,282.00	Taxes from Public Utilities			84,149.60		County Library Taxes		
Collection of Taxes		5,790.00	Other Miscellaneous Tax Revenues					Local Municipal Purpose Taxes		190,790.42
Planning, Housing & Development		3,220.00	State Aid Revenues			2,508.00		Veteran & Senior Citizen Taxes		27,480.00
Elections			Federal Aid Revenues					Total Taxes for Rate Computation		1,277,868.48
General Administration (other)		33,160.00	Sale of Acquired Property					Special District Taxes		
JUDICIARY			Other Miscellaneous Revenues			11,142.47		Bank Stock Taxes		489.58
Municipal Courts		4,040.00	Total 1968 Revenues			1,336,827.43		Added and Omitted Taxes		6,082.98
PUBLIC SAFETY			Prior Years Surplus Appropriated			60,000.00		Total Taxes Levied		1,256,961.04
Fire Protection		28,168.00	TOTAL REVENUES			1,396,827.43		1968 TAXES COLLECTED		1,219,172.16
Police Protection		85,112.00	1968 REAL PROPERTY VALUATIONS - ASSESSED			1968 Taxes Cancelled, Abated or Adjusted				25,702.63
Civil Defense & Disaster Control		180.00	Code Class %			Transfer To Tax Title Liens				354.20
Environmental Inspection & Control		1,100.00	1 Vacant Land 7.95			2,628,850.00		Balance Outstanding Dec. 31, 1968		13,804.84
Other Public Safety			2 Residential 89.43			29,586,900.00		PRIOR YEARS TAXES OUTSTANDING		
PUBLIC WORKS			3 Farm .07			23,100.00		Balance January 1, 1968		15,282.06
Streets and Drainage		65,865.00	4a Commercial 2.55			844,900.00		Collected in 1968		8,053.45
Sewers and Sewage Processing			4b Industrial					Cancelled, Abated or Adjusted (1968)		7.33
Garbage and Trash Disposal		12,415.00	4c Apartments					Transfers to Tax Title Liens		
Public Buildings and Grounds		8,942.00	Total Valuation 100.00			33,683,750.00		Balance December 31, 1968		7,221.28
Other Public Works			CAPITAL DEBT AUTHORIZED, DECEMBER 31, 1968			TAX TITLE LIENS OUTSTANDING				
HEALTH and WELFARE			ISSUED AND UNISSUED			GROSS DEBT		Balance January 1, 1968		2,625.34
Health Services Except Environmental		7,707.00	School			1,222,205.59		Transfers From Taxes		354.20
Welfare-Public Assistance		150.00	Self-liquidating					Redeemed in 1968		
Hospitals, Clinics, First Aid			Other					Cancelled, Abated or Adjusted (1968)		
Animal, Insect, & Rodent Control			Total			1,222,205.59		Balance December 31, 1968		2,979.54
Other Welfare Services			ISSUED AND OUTSTANDING			1,222,205.59		PROPERTY ACQUIRED BY DEED OR		
RECREATION and CONSERVATION			School					FORECLOSURE		
Beaches and Boardwalks		6,660.00	Self-liquidating					Balance January 1, 1968		55,175.00
Parks, Playgrounds, Shade Trees			Other					Transfers From Liens		
Land Reclamation & Conservation		4,900.00	Total			1,222,205.59		Sale for Cash (1968)		
Other Recreational Services			EQUALIZED VALUATION BASIS			39,554,305.33		Cancelled, Abated or Adjusted (1968)		
EDUCATION (excluding schools)			1968 CAPITAL OUTLAY			41,864.40		Balance December 31, 1968		55,175.00
Libraries		4,500.00	Beaches and Boardwalks					CURRENT FINANCES DECEMBER 31, 1968		
Other Educational Services			Parks and Playgrounds			31,502.56		ASSETS		
STATUTORY EXPENDITURES			Public Buildings and Grounds			9,380.40		Cash on Hand Dec. 31, 1968		289,333.97
Pensions & F. I. C. A.		13,730.00	Vehicular Equipment			981.44		Taxes Receivable		21,026.12
Employee Fringe Benefits		2,800.00	Streets, Roads, Sidewalks, Storm Sewers					Tax Title Liens		2,979.54
Other Statutory Expenditures			Sewer System					Foreclosed Property		55,175.00
TOTAL MUNICIPAL FUNCTIONS		308,721.00	Water System					Emergencies & Other Deferred Charges		17,400.00
CAPITAL IMPROVEMENTS		5,000.00	Other Utilities					State Aid Receivable		9,091.37
DEBT SERVICE			Hospitals and Clinics					Other Receivables		187.13
Principal Payments			Garbage and Trash Disposal Facilities					Total		395,193.13
Interest Payments			Health Equipment					LIABILITIES		
Other Debt Administration		800.00	Library and Education Facilities					Cash Liabilities		33,235.64
DEFERRED CHARGES			Conservation and Recreation					Reserves For Receivables		79,367.79
SCHOOL, COUNTY, SPECIAL DISTRICT TAXES		1,059,598.06	Other Expenditures					Surplus on Hand Dec. 31, 1968		282,589.70
RESERVE FOR UNCOLLECTED TAXES		55,621.00						Total		395,193.13
TOTAL EXPENDITURES		1,429,740.06								

0904		HARRISON TOWN				PER CAPITA:		PER CENT:		
Population 1960	11,743	Net Valuation Taxable	30,087,203	TAX RATE:		Gross Debt	323.63	Gross Debt	4.14	
Population 1968	11,650	State Equalized Value	95,971,939	General Rate Per \$100.		Net Debt	83.03	Net Debt	1.06	
		Net Valuation on Which County Taxes		Effective Tax Rate		Debt Service	24.30	Tax Levy Collected	97.09	
Moody Rating	BAA-1	are apportioned:	110,286,299	General Rate		Total Tax Levy	230.76	Tax Levy Cancelled, Abated		
Land Area	1.20 Sq. Miles	State Equalization Ratio	.3135	Municipal Functions		Municipal Functions	291.19	or Adjusted	.67	
1968 EXPENDITURES		1968 REVENUES				1968 PROPERTY TAX				
GENERAL GOVERNMENT		3,400.00		1968 Property Taxes Collected		2,610,309.68		Local District School Taxes		1,162,035.00
Governing Body & Public Boards		47,500.00		1968 Payments in Lieu of Taxes		14,167.56		Regional & Consolidated School Taxes		
Municipal Clerk		34,800.00		Delinquent Tax & Lien Collections		25,674.54		School Taxes in Municipal Budget		174,356.25
Financial Administration		11,000.00		Business Personalty Replacement Taxes		946,969.00		County Taxes		1,316,337.06
Assessment of Taxes		39,100.00		Taxes from Public Utilities		2,012,868.58		County Library Taxes		
Collection of Taxes		3,200.00		Other Miscellaneous Tax Revenues		48,297.85		Local Municipal Purpose Taxes		6,001.80
Planning, Housing & Development		118,252.00		State Aid Revenues				Veteran & Senior Citizen Taxes		34,510.00
Elections		20,375.00		Federal Aid Revenues				Total Taxes for Rate Computation		2,693,240.11
General Administration (other)		611,550.00		Sale of Acquired Property		185,189.20		Special District Taxes		
JUDICIARY		679,800.00		Other Miscellaneous Revenues		5,843,476.41		Bank Stock Taxes		6,012.43
Municipal Courts		3,000.00		Total 1968 Revenues		18,600.00		Added and Omitted Taxes		23,725.95
PUBLIC SAFETY		4,400.00		Prior Years Surplus Appropriated		5,862,076.41		Total Taxes Levied		2,688,468.49
Fire Protection		7,000.00		TOTAL REVENUES				1968 TAXES COLLECTED		2,610,309.68
Police Protection				1968 REAL PROPERTY VALUATIONS - ASSESSED				1968 Taxes Cancelled, Abated or Adjusted		18,207.98
Civil Defense & Disaster Control				Code		Class		Transfer To Tax Title Liens		917.93
Environmental Inspection & Control				1		Vacant Land		Balance Outstanding Dec. 31, 1968		47,163.56
Other Public Safety				2		Residential		PRIOR YEARS TAXES OUTSTANDING		
PUBLIC WORKS				3		Farm		Balance January 1, 1968		159,553.96
Streets and Drainage				4a		Commercial		Collected in 1968		25,674.54
Sewers and Sewage Processing				4b		Industrial		Cancelled, Abated or Adjusted (1968)		11,934.09
Garbage and Trash Disposal				4c		Apartments		Transfers to Tax Title Liens		
Public Buildings and Grounds						Total Valuation		Balance December 31, 1968		121,945.33
Other Public Works								TAX TITLE LIENS OUTSTANDING		
HEALTH and WELFARE								Balance January 1, 1968		7,277.84
Health Services Except Environmental								Transfers From Taxes		917.93
Welfare-Public Assistance								Redeemed in 1968		
Hospitals, Clinics, First Aid								Cancelled, Abated or Adjusted (1968)		
Animal, Insect, & Rodent Control								Balance December 31, 1968		8,195.77
Other Welfare Services								PROPERTY ACQUIRED BY DEED OR FORECLOSURE		
RECREATION and CONSERVATION								Balance January 1, 1968		66,400.00
Beaches and Boardwalks								Transfers From Liens		
Parks, Playgrounds, Shade Trees								Sale for Cash (1968)		
Land Reclamation & Conservation								Cancelled, Abated or Adjusted (1968)		
Other Recreational Services								Balance December 31, 1968		66,400.00
EDUCATION (excluding schools)								CURRENT FINANCES DECEMBER 31, 1968		
Libraries								ASSETS		
Other Educational Services								Cash on Hand Dec. 31, 1968		791,118.26
STATUTORY EXPENDITURES								Taxes Receivable		169,108.89
Pensions & F. I. C. A.								Tax Title Liens		8,195.77
Employee Fringe Benefits								Foreclosed Property		66,400.00
Other Statutory Expenditures								Emergencies & Other Deferred Charges		51,190.00
TOTAL MUNICIPAL FUNCTIONS		2,909,001.25						State Aid Receivable		46,401.79
CAPITAL IMPROVEMENTS		20,000.00						Other Receivables		4,314.89
DEBT SERVICE								Total		1,136,729.60
Principal Payments		155,000.00						LIABILITIES		
Interest Payments		128,191.00						Cash Liabilities		278,011.25
Other Debt Administration		29,100.00						Reserves For Receivables		248,019.55
DEFERRED CHARGES		2,652,728.31						Surplus on Hand Dec. 31, 1968		610,698.80
SCHOOL, COUNTY, SPECIAL DISTRICT TAXES		151,088.98						Total		1,136,729.60
RESERVE FOR UNCOLLECTED TAXES		6,645,109.54								
TOTAL EXPENDITURES										

0808		HARRISON TWP		PER CAPITA:		PER CENT:		
Population 1960	2,410	Net Valuation Taxable	3,475,946	TAX RATE:	Gross Debt	357.70	Gross Debt	6.61
Population 1968	2,720	State Equalized Value	16,583,711	General Rate Per \$100.	Net Debt		Net Debt	
		Net Valuation on Which County Taxes		Effective Tax Rate	Debt Service		Tax Levy Collected	87.48
Moody Rating		are apportioned:	16,223,286	General Rate	Total Tax Levy	186.22	Tax Levy Cancelled, Abated	
Land Area	19.64 Sq. Miles	State Equalization Ratio	.2096	Municipal Functions	Municipal Functions	51.69	or Adjusted	.28
1968 EXPENDITURES		1968 REVENUES		1968 PROPERTY TAX				
GENERAL GOVERNMENT		1968 Property Taxes Collected		443,152.23		Local District School Taxes		192,200.50
Governing Body & Public Boards		1968 Payments in Lieu of Taxes		43,558.83		Regional & Consolidated School Taxes		195,660.06
Municipal Clerk		Delinquent Tax & Lien Collections		11,360.00		School Taxes in Municipal Budget		
Financial Administration		Business Personality Replacement Taxes		52,357.32		County Taxes		89,659.33
Assessment of Taxes		Taxes from Public Utilities		11,003.20		County Library Taxes		
Collection of Taxes		Other Miscellaneous Tax Revenues				Local Municipal Purpose Taxes		15,020.59
Planning, Housing & Development		State Aid Revenues				Veteran & Senior Citizen Taxes		13,940.00
Elections		Federal Aid Revenues				Total Taxes for Rate Computation		506,480.48
General Administration (other)		Sale of Acquired Property				Special District Taxes		5,548.34
JUDICIARY		Other Miscellaneous Revenues		14,306.32		Bank Stock Taxes		1,672.44
Municipal Courts		Total 1968 Revenues		575,737.90		Added and Omitted Taxes		6,781.77
PUBLIC SAFETY		Prior Years Surplus Appropriated		8,000.00		Total Taxes Levied		506,543.03
Fire Protection		TOTAL REVENUES		583,737.90		1968 TAXES COLLECTED		443,152.23
Police Protection						1968 Taxes Cancelled, Abated or Adjusted		1,435.31
Civil Defense & Disaster Control						Transfer To Tax Title Liens		1,786.56
Environmental Inspection & Control						Balance Outstanding Dec. 31, 1968		60,368.55
Other Public Safety								
PUBLIC WORKS		1968 REAL PROPERTY VALUATIONS - ASSESSED				PRIOR YEARS TAXES OUTSTANDING		
Streets and Drainage		Code Class %		49,300.00		Balance January 1, 1968		58,140.63
Sewers and Sewage Processing		1 Vacant Land 1.45		1,810,900.00		Collected in 1968		43,558.83
Garbage and Trash Disposal		2 Residential 53.24		1,273,850.00		Cancelled, Abated or Adjusted (1968)		
Public Buildings and Grounds		3 Farm 37.45		267,050.00		Transfers to Tax Title Liens		
Other Public Works		4a Commercial 7.85		3,401,100.00		Balance December 31, 1968		14,581.80
HEALTH and WELFARE		4b Industrial				TAX TITLE LIENS OUTSTANDING		
Health Services Except Environmental		4c Apartments				Balance January 1, 1968		9,717.01
Welfare-Public Assistance		Total Valuation 99.99				Transfers From Taxes		1,786.56
Hospitals, Clinics, First Aid		CAPITAL DEBT AUTHORIZED, DECEMBER 31, 1968				Redeemed in 1968		
Animal, Insect, & Rodent Control		ISSUED AND UNISSUED		GROSS DEBT 972,950.54		Cancelled, Abated or Adjusted (1968)		
Other Welfare Services		School		NET DEBT		Balance December 31, 1968		11,503.57
RECREATION and CONSERVATION		Self-liquidating				PROPERTY ACQUIRED BY DEED OR FORECLOSURE		
Beaches and Boardwalks		Other				Balance January 1, 1968		
Parks, Playgrounds, Shade Trees		Total 972,950.54				Transfers From Liens		
Lund Reclamation & Conservation		ISSUED AND OUTSTANDING				Sale for Cash (1968)		
Other Recreational Services		School		972,950.54		Cancelled, Abated or Adjusted (1968)		
EDUCATION (excluding schools)		Self-liquidating				Balance December 31, 1968		
Libraries		Other				CURRENT FINANCES DECEMBER 31, 1968		
Other Educational Services		Total 972,950.54				ASSETS		
STATUTORY EXPENDITURES		EQUALIZED VALUATION BASIS		14,717,403.67		Cash on Hand Dec. 31, 1968		336,136.95
Pensions & F. I. C. A.		1968 CAPITAL OUTLAY				Taxes Receivable		74,950.35
Employee Fringe Benefits		Beaches and Boardwalks				Tax Title Liens		11,503.57
Other Statutory Expenditures		Parks and Playgrounds				Foreclosed Property		
TOTAL MUNICIPAL FUNCTIONS		Public Buildings and Grounds				Emergencies & Other Deferred Charges		
CAPITAL IMPROVEMENTS		Vehicular Equipment				State Aid Receivable		11,246.32
DEBT SERVICE		Streets, Roads, Sidewalks, Storm Sewers				Other Receivables		1,116.46
Principal Payments		Sewer System				Total		434,953.25
Interest Payments		Water System				LIABILITIES		
Other Debt Administration		Other Utilities				Cash Liabilities		9,400.24
DEFERRED CHARGES		Hospitals and Clinics				Reserves For Receivables		87,569.98
SCHOOL, COUNTY, SPECIAL DISTRICT TAXES		Garbage and Trash Disposal Facilities				Surplus on Hand Dec. 31, 1968		337,983.03
RESERVE FOR UNCOLLECTED TAXES		Health Equipment				Total		434,953.25
TOTAL EXPENDITURES		Library and Education Facilities						
		Conservation and Recreation						
		Other Expenditures						

1509		HARVEY CEDARS BORO				PER CAPITA:		PER CENT:	
Population 1960	134	Net Valuation Taxable	12,892,879	TAX RATE:		Gross Debt	4,125.45	Gross Debt	6.28
Population 1968	170	State Equalized Value	12,453,278	General Rate Per \$100.	2.18	Net Debt	1,459.65	Net Debt	2.22
		Net Valuation on Which County Taxes are apportioned:	11,999,035	Effective Tax Rate		Debt Service	152.35	Tax Levy Collected	97.29
Moody Rating				General Rate	2.25	Total Tax Levy	1,663.82	Tax Levy Cancelled, Abated	
Land Area	.79 Sq. Miles	State Equalization Ratio	1.0353	Municipal Functions	1.68	Municipal Functions	234.58	or Adjusted	
1968 EXPENDITURES		1968 REVENUES				1968 PROPERTY TAX			
GENERAL GOVERNMENT		1968 Property Taxes Collected				275,207.17			
Governing Body & Public Boards		1968 Payments in Lieu of Taxes				9,262.95			
Municipal Clerk		Delinquent Tax & Lien Collections				1,320.00			
Financial Administration		Business Personalty Replacement Taxes				15,360.20			
Assessment of Taxes		Taxes from Public Utilities				3,159.00			
Collection of Taxes		Other Miscellaneous Tax Revenues				12,785.39			
Planning, Housing & Development		State Aid Revenues				317,094.71			
Elections		Federal Aid Revenues				56,000.00			
General Administration (other)		Sale of Acquired Property				373,094.71			
JUDICIARY		Other Miscellaneous Revenues							
Municipal Courts		Total 1968 Revenues							
PUBLIC SAFETY		Prior Years Surplus Appropriated							
Fire Protection		TOTAL REVENUES							
Police Protection		1968 REAL PROPERTY VALUATIONS - ASSESSED							
Civil Defense & Disaster Control		Code Class %							
Environmental Inspection & Control		1 Vacant Land 15.35				1,963,445.00			
Other Public Safety		2 Residential 81.45				10,415,230.00			
PUBLIC WORKS		3 Farm				408,550.00			
Streets and Drainage		4a Commercial 3.19				12,787,225.00			
Sewers and Sewage Processing		4b Industrial							
Garbage and Trash Disposal		4c Apartments							
Public Buildings and Grounds		Total Valuation 99.99							
Other Public Works		CAPITAL DEBT AUTHORIZED, DECEMBER 31, 1968							
HEALTH and WELFARE		ISSUED AND UNISSUED GROSS DEBT NET DEBT							
Health Services Except Environmental		School 153,186.49				TAX TITLE LIENS OUTSTANDING			
Welfare-Public Assistance		Self-liquidating 300,000.00				Balance January 1, 1968			
Hospitals, Clinics, First Aid		Other 248,141.14				Transfers From Taxes			
Animal, Insect, & Rodent Control		Total 701,327.63				Redeemed in 1968			
Other Welfare Services		ISSUED AND OUTSTANDING				Cancelled, Abated or Adjusted (1968)			
RECREATION and CONSERVATION		School 153,186.49				Balance December 31, 1968			
Beaches and Boardwalks		Self-liquidating 220,000.00				PROPERTY ACQUIRED BY DEED OR FORECLOSURE			
Parks, Playgrounds, Shade Trees		Other 241,500.00				Balance January 1, 1968			
Land Reclamation & Conservation		Total 614,686.49				Transfers From Liens			
Other Recreational Services		EQUALIZED VALUATION BASIS				Sale for Cash (1968)			
EDUCATION (excluding schools)		1968 CAPITAL OUTLAY				Cancelled, Abated or Adjusted (1968)			
Libraries		Beaches and Boardwalks				Balance December 31, 1968			
Other Educational Services		Parks and Playgrounds				CURRENT FINANCES DECEMBER 31, 1968			
STATUTORY EXPENDITURES		Public Buildings and Grounds				ASSETS			
Pensions & F. I. C. A.		Vehicular Equipment				Cash on Hand Dec. 31, 1968			
Employee Fringe Benefits		Streets, Roads, Sidewalks, Storm Sewers				Taxes Receivable			
Other Statutory Expenditures		Sewer System				Tax Title Liens			
TOTAL MUNICIPAL FUNCTIONS		Water System				Foreclosed Property			
CAPITAL IMPROVEMENTS		Other Utilities				Emergencies & Other Deferred Charges			
DEBT SERVICE		Hospitals and Clinics				State Aid Receivable			
Principal Payments		Garbage and Trash Disposal Facilities				Other Receivables			
Interest Payments		Health Equipment				Total			
Other Debt Administration		Library and Education Facilities				LIABILITIES			
DEFERRED CHARGES		Conservation and Recreation				Cash Liabilities			
SCHOOL, COUNTY, SPECIAL DISTRICT TAXES		Other Expenditures				Reserves For Receivables			
RESERVE FOR UNCOLLECTED TAXES						Surplus on Hand Dec. 31, 1968			
TOTAL EXPENDITURES						Total			

0225		HASBROUCK HEIGHTS BOR			PER CAPITA:		PER CENT:	
Population 1960	13,046	Net Valuation Taxable	87,957,774	TAX RATE:	Gross Debt	94.22	Gross Debt	1.31
Population 1968	14,220	State Equalized Value	106,731,918	General Rate Per \$100.	Net Debt	43.58	Net Debt	.60
		Net Valuation on Which County Taxes		Effective Tax Rate	Debt Service	5.64	Tax Levy Collected	97.92
Moody Rating		are apportioned:	106,059,337	General Rate	Total Tax Levy	180.86	Tax Levy Cancelled, Abated	
Land Area	1.50 Sq. Miles	State Equalization Ratio	.8241	Municipal Functions	Municipal Functions	79.06	or Adjusted	.72
1968 EXPENDITURES		1968 REVENUES			1968 PROPERTY TAX			
GENERAL GOVERNMENT								
Governing Body & Public Boards	4,000.00	1968 Property Taxes Collected			Local District School Taxes		1,459,290.41	
Municipal Clerk	20,030.00	1968 Payments in Lieu of Taxes			Regional & Consolidated School Taxes			
Financial Administration	6,130.00	Delinquent Tax & Lien Collections			School Taxes in Municipal Budget			
Assessment of Taxes	9,224.08	Business Personalty Replacement Taxes			County Taxes		361,792.77	
Collection of Taxes	21,542.34	Taxes from Public Utilities			County Library Taxes			
Planning, Housing & Development		Other Miscellaneous Tax Revenues			Local Municipal Purpose Taxes		718,059.82	
Elections	1,602.17	State Aid Revenues			Veteran & Senior Citizen Taxes		82,910.00	
General Administration (other)	66,009.36	Federal Aid Revenues			Total Taxes for Rate Computation		2,622,053.00	
JUDICIARY		Sale of Acquired Property			Special District Taxes			
Municipal Courts	10,549.32	Other Miscellaneous Revenues			Bank Stock Taxes		4,409.37	
PUBLIC SAFETY		Total 1968 Revenues			Added and Omitted Taxes		28,389.32	
Fire Protection	39,915.35	Prior Years Surplus Appropriated			Total Taxes Levied		2,571,941.69	
Police Protection	284,899.70	TOTAL REVENUES			1968 TAXES COLLECTED		2,518,699.93	
Civil Defense & Disaster Control	255.63				1968 Taxes Cancelled, Abated or Adjusted		18,618.08	
Environmental Inspection & Control	4,250.50				Transfer To Tax Title Liens		322.92	
Other Public Safety		1968 REAL PROPERTY VALUATIONS - ASSESSED			Balance Outstanding Dec. 31, 1968		42,485.44	
PUBLIC WORKS								
Streets and Drainage	96,567.97	Code	Class	%				
Sewers and Sewage Processing	69,823.86	1	Vacant Land	2.15				
Garbage and Trash Disposal	91,087.12	2	Residential	81.53				
Public Buildings and Grounds	22,605.57	3	Farm					
Other Public Works		4a	Commercial	6.99				
HEALTH and WELFARE		4b	Industrial	2.78				
Health Services Except Environmental	18,290.95	4c	Apartments	6.55				
Welfare-Public Assistance	7,100.84	Total Valuation						
Hospitals, Clinics, First Aid		106,000,000						
Animal, Insect, & Rodent Control	1,426.03							
Other Welfare Services								
RECREATION and CONSERVATION		CAPITAL DEBT AUTHORIZED, DECEMBER 31, 1968						
Beaches and Boardwalks								
Parks, Playgrounds, Shade Trees	30,675.09							
Land Reclamation & Conservation								
Other Recreational Services	6,670.80							
EDUCATION (excluding schools)								
Libraries	40,590.47							
Other Educational Services								
STATUTORY EXPENDITURES								
Pensions & F. I. C. A.	70,270.75							
Employee Fringe Benefits	10,995.76							
Other Statutory Expenditures								
TOTAL MUNICIPAL FUNCTIONS	934,513.66							
CAPITAL IMPROVEMENTS	12,200.00							
DEBT SERVICE								
Principal Payments	66,500.00							
Interest Payments	13,769.04							
Other Debt Administration								
DEFERRED CHARGES	2,486.32							
SCHOOL, COUNTY, SPECIAL DISTRICT TAXES	1,821,083.18							
RESERVE FOR UNCOLLECTED TAXES	94,786.19							
TOTAL EXPENDITURES	2,945,338.39							

0226
Population 1960 3,215
Population 1968 3,730

Moody Rating
Land Area 1.97 Sq. Miles

Net Valuation Taxable 24,026,850
State Equalized Value 39,055,347
Net Valuation on Which County Taxes
are apportioned: 37,856,343
State Equalization Ratio .6152

HAWORTH BORO

TAX RATE:
General Rate Per \$100. 4.71
Effective Tax Rate
General Rate 2.89
Municipal Functions 1.09

PER CAPITA:

Gross Debt 299.24
Net Debt 64.22
Debt Service 4.30
Total Tax Levy 298.75
Municipal Functions 115.04

PER CENT:

Gross Debt 3.05
Net Debt .65
Tax Levy Collected 98.91
Tax Levy Cancelled, Abated
or Adjusted .01

1968 EXPENDITURES		1968 REVENUES		1968 PROPERTY TAX	
GENERAL GOVERNMENT		1968 Property Taxes Collected		Local District School Taxes	
Governing Body & Public Boards			1,102,296.77		371,777.50
Municipal Clerk		1968 Payments in Lieu of Taxes		Regional & Consolidated School Taxes	362,755.87
Financial Administration	4,275.00	Delinquent Tax & Lien Collections	111,636.29	School Taxes in Municipal Budget	
Assessment of Taxes	3,650.00	Business Personalty Replacement Taxes	2,984.00	County Taxes	134,053.18
Collection of Taxes	4,295.00	Taxes from Public Utilities	124,529.75	County Library Taxes	
Planning, Housing & Development	7,300.00	Other Miscellaneous Tax Revenues		Local Municipal Purpose Taxes	240,880.95
Elections	550.00	State Aid Revenues	2,745.00	Veteran & Senior Citizen Taxes	21,060.00
General Administration (other)	29,536.00	Federal Aid Revenues		Total Taxes for Rate Computation	1,130,527.50
JUDICIARY		Sale of Acquired Property	18,140.00	Special District Taxes	
Municipal Courts	2,430.00	Other Miscellaneous Revenues	33,164.92	Bank Stock Taxes	747.05
PUBLIC SAFETY		Total 1968 Revenues	1,395,496.73	Added and Omitted Taxes	4,142.44
Fire Protection	22,585.00	Prior Years Surplus Appropriated	45,000.00	Total Taxes Levied	1,114,356.99
Police Protection	92,349.00	TOTAL REVENUES	1,440,496.73	1968 TAXES COLLECTED	1,102,296.77
Civil Defense & Disaster Control	400.00			1968 Taxes Cancelled, Abated or Adjusted	150.00
Environmental Inspection & Control	2,630.00			Transfer To Tax Title Liens	2,270.22
Other Public Safety				Balance Outstanding Dec. 31, 1968	9,640.00
PUBLIC WORKS		1968 REAL PROPERTY VALUATIONS - ASSESSED		PRIOR YEARS TAXES OUTSTANDING	
Streets and Drainage	65,191.00	Code Class %		Balance January 1, 1968	170,694.12
Sewers and Sewage Processing		1 Vacant Land 1.04	249,250.00	Collected in 1968	111,548.47
Garbage and Trash Disposal	38,400.00	2 Residential 86.61	20,738,900.00	Cancelled, Abated or Adjusted (1968)	57,523.79
Public Buildings and Grounds	5,900.00	3 Farm .11	27,500.00	Transfers to Tax Title Liens	1,487.60
Other Public Works		4a Commercial 12.24	2,930,350.00	Balance December 31, 1968	134.26
Other Public Works		4b Industrial		TAX TITLE LIENS OUTSTANDING	
HEALTH and WELFARE		4c Apartments		Balance January 1, 1968	87.82
Health Services Except Environmental	5,860.00	Total Valuation 100.00	23,946,000.00	Transfers From Taxes	3,998.42
Welfare-Public Assistance	160.00	CAPITAL DEBT AUTHORIZED, DECEMBER 31, 1968		Redeemed in 1968	87.82
Hospitals, Clinics, First Aid		ISSUED AND UNISSUED		Cancelled, Abated or Adjusted (1968)	
Animal, Insect, & Rodent Control		School	873,475.51	Balance December 31, 1968	3,998.42
Other Welfare Services		Self-liquidating	242,706.75	PROPERTY ACQUIRED BY DEED OR FORECLOSURE	
RECREATION and CONSERVATION		Other	1,116,182.26	Balance January 1, 1968	99,671.00
Beaches and Boardwalks	27,530.00	Total	239,571.79	Transfers From Liens	
Parks, Playgrounds, Shade Trees		ISSUED AND OUTSTANDING		Sale for Cash (1968)	18,140.00
Land Reclamation & Conservation		School	873,475.51	Cancelled, Abated or Adjusted (1968)	
Other Recreational Services	3,800.00	Self-liquidating	157,465.28	Balance December 31, 1968	81,531.00
EDUCATION (excluding schools)		Other	1,030,940.79	CURRENT FINANCES DECEMBER 31, 1968	
Libraries	13,629.00	Total		ASSETS	
Other Educational Services		EQUALIZED VALUATION BASIS		Cash on Hand Dec. 31, 1968	270,792.03
STATUTORY EXPENDITURES		1968 CAPITAL OUTLAY	61,805.68	Taxes Receivable	9,774.26
Pensions & F. I. C. A.	17,152.00	Beaches and Boardwalks	23,794.93	Tax Title Liens	3,998.42
Employee Fringe Benefits	5,950.00	Parks and Playgrounds	3,684.06	Foreclosed Property	81,531.00
Other Statutory Expenditures		Public Buildings and Grounds	9,962.34	Emergencies & Other Deferred Charges	5,010.00
TOTAL MUNICIPAL FUNCTIONS		Vehicular Equipment	24,964.35	State Aid Receivable	
CAPITAL IMPROVEMENTS		Streets, Roads, Sidewalks, Storm Sewers		Other Receivables	1,224.03
DEBT SERVICE		Sewer System		Total	372,329.74
Principal Payments	12,200.00	Water System		LIABILITIES	
Interest Payments	3,860.00	Other Utilities		Cash Liabilities	33,093.77
Other Debt Administration	1,670.00	Hospitals and Clinics		Reserves For Receivables	96,527.71
DEFERRED CHARGES		Garbage and Trash Disposal Facilities		Surplus on Hand Dec. 31, 1968	242,708.26
SCHOOL, COUNTY, SPECIAL DISTRICT TAXES	868,586.55	Health Equipment		Total	372,329.74
RESERVE FOR UNCOLLECTED TAXES	57,820.00	Library and Education Facilities			
TOTAL EXPENDITURES		Conservation and Recreation			
	1,297,708.55	Other Expenditures			

1604		HAWTHORNE BORO		TAX RATE:		PER CAPITA:		PER CENT:	
Population 1960	17,735	Net Valuation Taxable	143,691,427	General Rate Per \$100.	2.68	Gross Debt	146.07	Gross Debt	1.96
Population 1968	19,640	State Equalized Value	157,332,121	Effective Tax Rate		Net Debt		Net Debt	
		Net Valuation on Which County Taxes are apportioned:	158,186,617	General Rate	2.44	Debt Service	.78	Tax Levy Collected	97.90
Moody Rating		State Equalization Ratio	.9133	Municipal Functions	.87	Total Tax Levy	192.57	Tax Levy Cancelled, Abated or Adjusted	.20
Land Area	3.60 Sq. Miles					Municipal Functions	70.20		
1968 EXPENDITURES		1968 REVENUES			1968 PROPERTY TAX				
GENERAL GOVERNMENT		1968 Property Taxes Collected			3,702,776.73				
Governing Body & Public Boards		1968 Payments in Lieu of Taxes							
Municipal Clerk		Delinquent Tax & Lien Collections			86,768.41				
Financial Administration		Business Personalty Replacement Taxes			180,423.00				
Assessment of Taxes		Taxes from Public Utilities			219,108.53				
Collection of Taxes		Other Miscellaneous Tax Revenues							
Planning, Housing & Development		State Aid Revenues			37,032.00				
Elections		Federal Aid Revenues							
General Administration (other)		Sale of Acquired Property							
JUDICIARY		Other Miscellaneous Revenues			111,377.59				
Municipal Courts		Total 1968 Revenues			4,337,486.26				
PUBLIC SAFETY		Prior Years Surplus Appropriated			375,000.00				
Fire Protection		TOTAL REVENUES			4,712,486.26				
Police Protection									
Civil Defense & Disaster Control									
Environmental Inspection & Control									
Other Public Safety									
PUBLIC WORKS		1968 REAL PROPERTY VALUATIONS - ASSESSED							
Streets and Drainage		Code Class %			3,176,700.00				
Sewers and Sewage Processing		1 Vacant Land 2.22			110,720,100.00				
Garbage and Trash Disposal		2 Residential 77.51			58,400.00				
Public Buildings and Grounds		3 Farm .05			10,925,400.00				
Other Public Works		4a Commercial 7.65			16,177,700.00				
HEALTH and WELFARE		4b Industrial 11.33			1,782,700.00				
Health Services Except Environmental		4c Apartments 1.25			142,841,000.00				
Welfare-Public Assistance		Total Valuation 100.01							
Hospitals, Clinics, First Aid									
Animal, Insect, & Rodent Control									
Other Welfare Services									
RECREATION and CONSERVATION		CAPITAL DEBT AUTHORIZED, DECEMBER 31, 1968							
Beaches and Boardwalks		ISSUED AND UNISSUED			GROSS DEBT NET DEBT				
Parks, Playgrounds, Shade Trees		School			2,869,000.00				
Land Reclamation & Conservation		Self-liquidating							
Other Recreational Services		Other							
EDUCATION (excluding schools)		Total			2,869,000.00				
Libraries		ISSUED AND OUTSTANDING							
Other Educational Services		School			1,094,000.00				
STATUTORY EXPENDITURES		Self-liquidating							
Pensions & F. I. C. A.		Other							
Employee Fringe Benefits		Total			1,094,000.00				
Other Statutory Expenditures		EQUALIZED VALUATION BASIS			146,051,801.33				
TOTAL MUNICIPAL FUNCTIONS		1968 CAPITAL OUTLAY			176,634.43				
CAPITAL IMPROVEMENTS		Beaches and Boardwalks							
DEBT SERVICE		Parks and Playgrounds							
Principal Payments		Public Buildings and Grounds			51.18				
Interest Payments		Vehicular Equipment			69,533.49				
Other Debt Administration		Streets, Roads, Sidewalks, Storm Sewers							
DEFERRED CHARGES		Sewer System			96,109.41				
SCHOOL, COUNTY, SPECIAL DISTRICT TAXES		Water System							
RESERVE FOR UNCOLLECTED TAXES		Other Utilities							
TOTAL EXPENDITURES		Hospitals and Clinics							
		Garbage and Trash Disposal Facilities							
		Health Equipment			5,440.35				
		Library and Education Facilities							
		Conservation and Recreation							
		Other Expenditures			5,500.00				

1206		HELMETTA BORO		PER CAPITA:		PER CENT:	
Population 1960	779	Net Valuation Taxable	3,210,943	TAX RATE:	Gross Debt	Gross Debt	
Population 1968	1,000	State Equalized Value	7,026,133	General Rate Per \$100.	Net Debt	Net Debt	
		Net Valuation on Which County Taxes		Effective Tax Rate	Debt Service	Tax Levy Collected	97.04
Moody Rating		are apportioned:	7,881,378	General Rate	Total Tax Levy	Tax Levy Cancelled, Abated	
Land Area	.80 Sq. Miles	State Equalization Ratio	.4570	Municipal Functions	Municipal Functions	or Adjusted	
1968 EXPENDITURES		1968 REVENUES		1968 PROPERTY TAX			
GENERAL GOVERNMENT		1968 Property Taxes Collected		155,386.34	Local District School Taxes	119,118.00	
Governing Body & Public Boards		1968 Payments in Lieu of Taxes			Regional & Consolidated School Taxes		
Municipal Clerk		Delinquent Tax & Lien Collections		6,013.24	School Taxes in Municipal Budget		
Financial Administration	1,200.00	Business Personalty Replacement Taxes		60,609.00	County Taxes	40,666.76	
Assessment of Taxes	1,400.00	Taxes from Public Utilities		16,189.21	County Library Taxes		
Collection of Taxes	1,800.00	Other Miscellaneous Tax Revenues			Local Municipal Purpose Taxes		
Planning, Housing & Development	675.00	State Aid Revenues		2,751.00	Veteran & Senior Citizen Taxes	4,330.00	
Elections	400.00	Federal Aid Revenues			Total Taxes for Rate Computation	164,114.76	
General Administration (other)	10,650.00	Sale of Acquired Property			Special District Taxes		
JUDICIARY		Other Miscellaneous Revenues		4,822.28	Bank Stock Taxes		
Municipal Courts	1,250.00	Total 1968 Revenues		245,771.07	Added and Omitted Taxes	327.43	
PUBLIC SAFETY		Prior Years Surplus Appropriated		13,000.00	Total Taxes Levied	160,112.19	
Fire Protection	3,000.00	TOTAL REVENUES		258,771.07	1968 TAXES COLLECTED	155,386.34	
Police Protection	22,200.00	1968 REAL PROPERTY VALUATIONS - ASSESSED			1968 Taxes Cancelled, Abated or Adjusted		
Civil Defense & Disaster Control	925.00	Code	Class	%	Transfer To Tax Title Liens		
Environmental Inspection & Control	350.00	1	Vacant Land	4.49	Balance Outstanding Dec. 31, 1968	4,961.90	
Other Public Safety		2	Residential	58.61			
PUBLIC WORKS		3	Farm				
Streets and Drainage	17,250.00	4a	Commercial	1.21	PRIOR YEARS TAXES OUTSTANDING		
Sewers and Sewage Processing	2,000.00	4b	Industrial	35.68	Balance January 1, 1968	6,013.24	
Garbage and Trash Disposal	7,500.00	4c	Apartments		Collected in 1968	6,013.24	
Public Buildings and Grounds	1,050.00	Total Valuation 99.99.		3,174,025.00	Cancelled, Abated or Adjusted (1968)		
Other Public Works		CAPITAL DEBT AUTHORIZED, DECEMBER 31, 1968			Transfers to Tax Title Liens		
HEALTH and WELFARE		ISSUED AND UNISSUED			Balance December 31, 1968		
Health Services Except Environmental	1,060.00	GROSS DEBT			TAX TITLE LIENS OUTSTANDING		
Welfare-Public Assistance	700.00	NET DEBT			Balance January 1, 1968	1,644.78	
Hospitals, Clinics, First Aid		SCHOOL			Transfers From Taxes		
Animal, Insect, & Rodent Control		Self-liquidating			Redeemed in 1968		
Other Welfare Services		Other			Cancelled, Abated or Adjusted (1968)		
RECREATION and CONSERVATION		Total			Balance December 31, 1968	1,644.78	
Beaches and Boardwalks		ISSUED AND OUTSTANDING			PROPERTY ACQUIRED BY DEED OR FORECLOSURE		
Parks, Playgrounds, Shade Trees	300.00	SCHOOL			Balance January 1, 1968		
Land Reclamation & Conservation		Self-liquidating			Transfers From Liens		
Other Recreational Services	1,175.00	Other			Sale for Cash (1968)		
EDUCATION (excluding schools)		Total			Cancelled, Abated or Adjusted (1968)		
Libraries		EQUALIZED VALUATION BASIS		6,611,750.33	Balance December 31, 1968		
Other Educational Services	10,890.00	1968 CAPITAL OUTLAY			CURRENT FINANCES DECEMBER 31, 1968		
STATUTORY EXPENDITURES		Beaches and Boardwalks			ASSETS		
Pensions & F. I. C. A.	1,000.00	Parks and Playgrounds			Cash on Hand Dec. 31, 1968	43,886.21	
Employee Fringe Benefits		Public Buildings and Grounds			Taxes Receivable	4,961.90	
Other Statutory Expenditures		Vehicular Equipment			Tax Title Liens	1,644.78	
TOTAL MUNICIPAL FUNCTIONS	86,775.00	Streets, Roads, Sidewalks, Storm Sewers			Foreclosed Property		
CAPITAL IMPROVEMENTS	2,000.00	Sewer System			Emergencies & Other Deferred Charges	1,600.00	
DEBT SERVICE		Water System			State Aid Receivable	2,650.00	
Principal Payments		Other Utilities			Other Receivables		
Interest Payments		Hospitals and Clinics			Total	54,742.89	
Other Debt Administration		Garbage and Trash Disposal Facilities			LIABILITIES		
DEFERRED CHARGES	200.00	Health Equipment			Cash Liabilities	16,868.47	
SCHOOL, COUNTY, SPECIAL DISTRICT TAXES	159,784.76	Library and Education Facilities			Reserves For Receivables	6,606.68	
RESERVE FOR UNCOLLECTED TAXES	6,625.00	Conservation and Recreation			Surplus on Hand Dec. 31, 1968	31,267.74	
TOTAL EXPENDITURES	255,384.76	Other Expenditures			Total	54,742.89	

1339		HAZLET TWP			PER CAPITA:		PER CENT:	
Population 1960	15,334	Net Valuation Taxable	79,187,278	TAX RATE:	Gross Debt	255.16	Gross Debt	6.02
Population 1968	20,090	State Equalized Value	93,403,253	General Rate Per \$100.	Net Debt	85.11	Net Debt	2.01
		Net Valuation on Which County Taxes		Effective Tax Rate	Debt Service	.97	Tax Levy Collected	96.93
Moody Rating		are apportioned:	92,101,092	General Rate	Total Tax Levy	161.89	Tax Levy Cancelled, Abated	
Land Area	5.58 Sq. Miles	State Equalization Ratio	.8478	Municipal Functions	Municipal Functions	54.91	or Adjusted	
1968 EXPENDITURES		1968 REVENUES		1968 PROPERTY TAX				
GENERAL GOVERNMENT		1968 Property Taxes Collected		3,152,697.92	Local District School Taxes		2,188,041.25	
Governing Body & Public Boards		1968 Payments in Lieu of Taxes			Regional & Consolidated School Taxes			
Municipal Clerk		Delinquent Tax & Lien Collections		104,269.44	School Taxes in Municipal Budget			
Financial Administration	7,500.00	Business Personality Replacement Taxes		100,169.00	County Taxes		541,841.56	
Assessment of Taxes	17,303.00	Taxes from Public Utilities		211,800.57	County Library Taxes		19,522.34	
Collection of Taxes	20,360.00	Other Miscellaneous Tax Revenues			Local Municipal Purpose Taxes		423,452.35	
Planning, Housing & Development	9,343.98	State Aid Revenues		9,245.00	Veteran & Senior Citizen Taxes		114,860.00	
Elections		Federal Aid Revenues			Total Taxes for Rate Computation		3,287,717.50	
General Administration (other)	130,894.42	Sale of Acquired Property			Special District Taxes			
JUDICIARY		Other Miscellaneous Revenues		102,648.80	Bank Stock Taxes		1,770.44	
Municipal Courts	12,607.37	Total 1968 Revenues		3,680,830.73	Added and Omitted Taxes		77,888.67	
PUBLIC SAFETY		Prior Years Surplus Appropriated		240,000.00	Total Taxes Levied		3,252,516.61	
Fire Protection	99,000.00	TOTAL REVENUES		3,920,830.73	1968 TAXES COLLECTED		3,152,697.92	
Police Protection	181,403.20	1968 REAL PROPERTY VALUATIONS - ASSESSED			1968 Taxes Cancelled, Abated or Adjusted			
Civil Defense & Disaster Control	4,000.00	Code Class %			Transfer To Tax Title Liens			
Environmental Inspection & Control	4,016.66	1 Vacant Land 2.71		873,230.00	Balance Outstanding Dec. 31, 1968		99,818.69	
Other Public Safety		2 Residential 56.17		18,119,570.00	PRIOR YEARS TAXES OUTSTANDING			
PUBLIC WORKS		3 Farm 40.66		13,116,600.00	Balance January 1, 1968		105,969.95	
Streets and Drainage	243,397.54	4a Commercial 40.66			Collected in 1968		98,729.11	
Sewers and Sewage Processing	4,400.00	4b Industrial .46		148,150.00	Cancelled, Abated or Adjusted (1968)			
Garbage and Trash Disposal		4c Apartments .46		32,257,550.00	Transfers to Tax Title Liens			
Public Buildings and Grounds	20,032.00	Total Valuation 100.00			Balance December 31, 1968		7,240.84	
Other Public Works		CAPITAL DEBT AUTHORIZED, DECEMBER 31, 1968			TAX TITLE LIENS OUTSTANDING			
HEALTH and WELFARE		ISSUED AND UNISSUED			Balance January 1, 1968		35,735.00	
Health Services Except Environmental	20,266.48	GROSS DEBT		1,175,605.43	Transfers From Taxes			
Welfare-Public Assistance	16,762.44	School		548,325.00	Redeemed in 1968		5,540.33	
Hospitals, Clinics, First Aid	2,000.00	Self-liquidating		5,126,325.00	Cancelled, Abated or Adjusted (1968)			
Animal, Insect, & Rodent Control		Other			Balance December 31, 1968		30,194.67	
Other Welfare Services		Total			PROPERTY ACQUIRED BY DEED OR			
RECREATION and CONSERVATION		ISSUED AND OUTSTANDING			FORECLOSURE			
Beaches and Boardwalks		School		4,578,000.00	Balance January 1, 1968		51,096.00	
Parks, Playgrounds, Shade Trees	1,829.90	Self-liquidating			Transfers From Liens			
Land Reclamation & Conservation		Other		352,000.00	Sale for Cash (1968)			
Other Recreational Services	40,000.00	Total		4,930,000.00	Cancelled, Abated or Adjusted (1968)			
EDUCATION (excluding schools)		EQUALIZED VALUATION BASIS		85,059,864.33	Balance December 31, 1968		51,096.00	
Libraries	9,745.01	1968 CAPITAL OUTLAY			CURRENT FINANCES DECEMBER 31, 1968			
Other Educational Services		Beaches and Boardwalks			ASSETS			
STATUTORY EXPENDITURES		Parks and Playgrounds		1,180.51	Cash on Hand Dec. 31, 1968		465,009.51	
Pensions & F. I. C. A.	20,751.00	Public Buildings and Grounds			Taxes Receivable		107,059.53	
Employee Fringe Benefits	7,000.00	Vehicular Equipment		26,193.00	Tax Title Liens		30,194.67	
Other Statutory Expenditures		Streets, Roads, Sidewalks, Storm Sewers			Foreclosed Property		51,096.00	
TOTAL MUNICIPAL FUNCTIONS	872,613.00	Sewer System			Emergencies & Other Deferred Charges		28,000.00	
CAPITAL IMPROVEMENTS	15,000.00	Water System			State Aid Receivable		53,510.56	
DEBT SERVICE		Other Utilities			Other Receivables		10,205.21	
Principal Payments	3,800.00	Hospitals and Clinics			Total		745,075.48	
Interest Payments	15,840.00	Garbage and Trash Disposal Facilities			LIABILITIES			
Other Debt Administration		Health Equipment			Cash Liabilities		252,041.34	
DEFERRED CHARGES	7,000.00	Library and Education Facilities			Reserves For Receivables		198,555.41	
SCHOOL, COUNTY, SPECIAL DISTRICT TAXES	2,749,405.15	Conservation and Recreation			Surplus on Hand Dec. 31, 1968		294,478.73	
RESERVE FOR UNCOLLECTED TAXES	188,983.79	Other Expenditures		11,957.61	Total		745,075.48	
TOTAL EXPENDITURES	3,852,641.94							

1014		HIGH BRIDGE BORO		PER CAPITA:		PER CENT:	
Population 1960	2,148	Net Valuation Taxable	12,196,249	Gross Debt	667.74	Gross Debt	13.25
Population 1968	2,480	State Equalized Value	14,078,551	Net Debt	466.25	Net Debt	9.25
		Net Valuation on Which County Taxes		Debt Service		Tax Levy Collected	93.55
Moody Rating		are apportioned:	14,171,056	Total Tax Levy	201.88	Tax Levy Cancelled, Abated	
Land Area	2.40 Sq. Miles	State Equalization Ratio	.8663	Municipal Functions	1.84	Municipal Functions	104.58
						or Adjusted	.11
1968 EXPENDITURES		1968 REVENUES		1968 PROPERTY TAX			
GENERAL GOVERNMENT		1968 Property Taxes Collected		Local District School Taxes		387,595.00	
Governing Body & Public Boards		1968 Payments in Lieu of Taxes		Regional & Consolidated School Taxes			
Municipal Clerk		Delinquent Tax & Lien Collections		School Taxes in Municipal Budget			
Financial Administration	1,515.00	Business Personalty Replacement Taxes		County Taxes		65,877.97	
Assessment of Taxes	11,180.00	Taxes from Public Utilities		County Library Taxes		2,372.89	
Collection of Taxes	2,460.00	Other Miscellaneous Tax Revenues		Local Municipal Purpose Taxes		42,175.50	
Planning, Housing & Development	5,650.00	State Aid Revenues		Veteran & Senior Citizen Taxes		15,700.00	
Elections		Federal Aid Revenues		Total Taxes for Rate Computation		513,721.36	
General Administration (other)	16,004.00	Sale of Acquired Property		Special District Taxes			
JUDICIARY		Other Miscellaneous Revenues		Bank Stock Taxes		1,131.67	
Municipal Courts	1,640.00	Total 1968 Revenues		Added and Omitted Taxes		1,512.87	
PUBLIC SAFETY		Prior Years Surplus Appropriated		Total Taxes Levied		500,665.90	
Fire Protection	13,200.00	TOTAL REVENUES		1968 TAXES COLLECTED		468,417.58	
Police Protection	12,900.00	1968 REAL PROPERTY VALUATIONS - ASSESSED		1968 Taxes Cancelled, Abated or Adjusted		586.79	
Civil Defense & Disaster Control	150.00			Transfer To Tax Title Liens		388.24	
Environmental Inspection & Control	800.00			Balance Outstanding Dec. 31, 1968		32,316.87	
Other Public Safety							
PUBLIC WORKS							
Streets and Drainage	71,806.00						
Sewers and Sewage Processing							
Garbage and Trash Disposal	14,100.00						
Public Buildings and Grounds	2,400.00						
Other Public Works							
HEALTH and WELFARE							
Health Services Except Environmental	870.00						
Welfare-Public Assistance	825.00						
Hospitals, Clinics, First Aid							
Animal, Insect, & Rodent Control							
Other Welfare Services							
RECREATION and CONSERVATION							
Beaches and Boardwalks							
Parks, Playgrounds, Shade Trees							
Land Reclamation & Conservation							
Other Recreational Services	1,500.00						
EDUCATION (excluding schools)							
Libraries	1,000.00						
Other Educational Services							
STATUTORY EXPENDITURES							
Pensions & F. I. C. A.	2,750.00						
Employee Fringe Benefits	3,800.00						
Other Statutory Expenditures							
TOTAL MUNICIPAL FUNCTIONS	164,550.00						
CAPITAL IMPROVEMENTS	54,000.00						
DEBT SERVICE							
Principal Payments							
Interest Payments							
Other Debt Administration							
DEFERRED CHARGES	1,320.00						
SCHOOL, COUNTY, SPECIAL DISTRICT TAXES	455,845.86						
RESERVE FOR UNCOLLECTED TAXES	39,512.17						
TOTAL EXPENDITURES	715,228.03						

1207		HIGHLAND PARK BORO			PER CAPITA:		PER CENT:	
Population 1960	11,049	Net Valuation Taxable	40,520,224	TAX RATE:	Gross Debt	562.41	Gross Debt	10.05
Population 1968	14,940	State Equalized Value	89,686,197	General Rate Per \$100.	Net Debt	122.31	Net Debt	2.18
		Net Valuation on Which County Taxes		Effective Tax Rate	Debt Service	2.37	Tax Levy Collected	98.03
Moody Rating		are apportioned:	87,529,071	General Rate	Total Tax Levy	217.13	Tax Levy Cancelled, Abated	
Land Area	1.80 Sq. Miles	State Equalization Ratio	.4518	Municipal Functions	Municipal Functions	80.92	or Adjusted	.01
1968 EXPENDITURES		1968 REVENUES			1968 PROPERTY TAX			
GENERAL GOVERNMENT		1968 Property Taxes Collected			Local District School Taxes			
Governing Body & Public Boards		1968 Payments in Lieu of Taxes			Regional & Consolidated School Taxes			
Municipal Clerk		Delinquent Tax & Lien Collections			School Taxes in Municipal Budget			
Financial Administration	11,325.00	Business Personalty Replacement Taxes			County Taxes			
Assessment of Taxes	10,850.00	Taxes from Public Utilities			County Library Taxes			
Collection of Taxes	22,625.00	Other Miscellaneous Tax Revenues			Local Municipal Purpose Taxes			
Planning, Housing & Development	9,700.00	State Aid Revenues			Veteran & Senior Citizen Taxes			
Elections	3,300.00	Federal Aid Revenues			Total Taxes for Rate Computation			
General Administration (other)	80,600.00	Sale of Acquired Property			Special District Taxes			
JUDICIARY		Other Miscellaneous Revenues			Bank Stock Taxes			
Municipal Courts	6,550.00	Total 1968 Revenues			Added and Omitted Taxes			
PUBLIC SAFETY		Prior Years Surplus Appropriated			Total Taxes Levied			
Fire Protection	58,575.00	TOTAL REVENUES			1968 TAXES COLLECTED			
Police Protection	250,185.00	1968 REAL PROPERTY VALUATIONS - ASSESSED			1968 Taxes Cancelled, Abated or Adjusted			
Civil Defense & Disaster Control	1,000.00	Code Class %			Transfer To Tax Title Liens			
Environmental Inspection & Control	8,200.00	1 Vacant Land 1.49			Balance Outstanding Dec. 31, 1968			
Other Public Safety		2 Residential 64.95			PRIOR YEARS TAXES OUTSTANDING			
PUBLIC WORKS		3 Farm			Balance January 1, 1968			
Streets and Drainage	150,680.00	4a Commercial 8.71			Collected in 1968			
Sewers and Sewage Processing		4b Industrial 2.77			Cancelled, Abated or Adjusted (1968)			
Garbage and Trash Disposal	118,350.00	4c Apartments 22.08			Transfers to Tax Title Liens			
Public Buildings and Grounds	32,600.00	Total Valuation 100.00			Balance December 31, 1968			
Other Public Works		CAPITAL DEBT AUTHORIZED, DECEMBER 31, 1968			TAX TITLE LIENS OUTSTANDING			
HEALTH and WELFARE		ISSUED AND UNISSUED			Balance January 1, 1968			
Health Services Except Environmental	9,350.00	GROSS DEBT			Transfers From Taxes			
Welfare-Public Assistance	6,600.00	School			Redeemed in 1968			
Hospitals, Clinics, First Aid	1,000.00	Self-liquidating			Cancelled, Abated or Adjusted (1968)			
Animal, Insect, & Rodent Control	2,000.00	Other			Balance December 31, 1968			
Other Welfare Services		Total			PROPERTY ACQUIRED BY DEED OR FORECLOSURE			
RECREATION and CONSERVATION		ISSUED AND OUTSTANDING			Balance January 1, 1968			
Beaches and Boardwalks		School			Transfers From Liens			
Parks, Playgrounds, Shade Trees	33,605.00	Self-liquidating			Sale for Cash (1968)			
Land Reclamation & Conservation		Other			Cancelled, Abated or Adjusted (1968)			
Other Recreational Services	1,100.00	Total			Balance December 31, 1968			
EDUCATION (excluding schools)		EQUALIZED VALUATION BASIS			CURRENT FINANCES DECEMBER 31, 1968			
Libraries	43,155.00	1968 CAPITAL OUTLAY			ASSETS			
Other Educational Services		Beaches and Boardwalks			Cash on Hand Dec. 31, 1968			
STATUTORY EXPENDITURES		Parks and Playgrounds			Taxes Receivable			
Pensions & F. I. C. A.	55,750.00	Public Buildings and Grounds			Tax Title Liens			
Employee Fringe Benefits	23,350.00	Vehicular Equipment			Foreclosed Property			
Other Statutory Expenditures		Streets, Roads, Sidewalks, Storm Sewers			Emergencies & Other Deferred Charges			
TOTAL MUNICIPAL FUNCTIONS	940,450.00	Sewer System			State Aid Receivable			
CAPITAL IMPROVEMENTS	35,000.00	Water System			Other Receivables			
DEBT SERVICE		Other Utilities			Total			
Principal Payments	25,000.00	Hospitals and Clinics			LIABILITIES			
Interest Payments	10,468.00	Garbage and Trash Disposal Facilities			Cash Liabilities			
Other Debt Administration		Health Equipment			Reserves For Receivables			
DEFERRED CHARGES		Library and Education Facilities			Surplus on Hand Dec. 31, 1968			
SCHOOL, COUNTY, SPECIAL DISTRICT TAXES	2,608,578.22	Conservation and Recreation			Total			
RESERVE FOR UNCOLLECTED TAXES	198,174.00	Other Expenditures						
TOTAL EXPENDITURES	3,817,670.22							

1317		HIGHLANDS BORO				PER CAPITA:		PER CENT:	
Population 1960	3,536	Net Valuation Taxable	13,775,889	TAX RATE:		Gross Debt	182.46	Gross Debt	4.19
Population 1968	3,890	State Equalized Value	16,896,711	General Rate Per \$100.	5.19	Net Debt	71.40	Net Debt	1.64
		Net Valuation on Which County Taxes are apportioned:	17,941,673	Effective Tax Rate		Debt Service	16.81	Tax Levy Collected	81.90
Moody Rating				General Rate	4.23	Total Tax Levy	178.84	Tax Levy Cancelled, Abated or Adjusted	.59
Land Area	1.10 Sq. Miles	State Equalization Ratio	.8153	Municipal Functions	2.95	Municipal Functions	128.25		
1968 EXPENDITURES		1968 REVENUES			1968 PROPERTY TAX				
GENERAL GOVERNMENT		1968 Property Taxes Collected			569,825.35				
Governing Body & Public Boards		1968 Payments in Lieu of Taxes			108,751.34				
Municipal Clerk		Delinquent Tax & Lien Collections			11,767.00				
Financial Administration		Business Personalty Replacement Taxes			38,913.27				
Assessment of Taxes		Taxes from Public Utilities			3,235.00				
Collection of Taxes		Other Miscellaneous Tax Revenues			5,525.00				
Planning, Housing & Development		State Aid Revenues			48,566.30				
Elections		Federal Aid Revenues			786,583.26				
General Administration (other)		Sale of Acquired Property			100,000.00				
JUDICIARY		Other Miscellaneous Revenues			886,583.26				
Municipal Courts		Total 1968 Revenues							
PUBLIC SAFETY		Prior Years Surplus Appropriated							
Fire Protection		TOTAL REVENUES							
Police Protection									
Civil Defense & Disaster Control									
Environmental Inspection & Control									
Other Public Safety									
PUBLIC WORKS		1968 REAL PROPERTY VALUATIONS - ASSESSED							
Streets and Drainage		Code Class %							
Sewers and Sewage Processing		1 Vacant Land 3.74			2,939,550.00				
Garbage and Trash Disposal		2 Residential 82.73			65,027,700.00				
Public Buildings and Grounds		3 Farm 1.02			802,100.00				
Other Public Works		4a Commercial 12.43			9,767,000.00				
HEALTH and WELFARE		4b Industrial .08			65,100.00				
Health Services Except Environmental		4c Apartments			78,601,450.00				
Welfare-Public Assistance		Total Valuation 100.00							
Hospitals, Clinics, First Aid		CAPITAL DEBT AUTHORIZED, DECEMBER 31, 1968							
Animal, Insect, & Rodent Control		ISSUED AND UNISSUED			GROSS DEBT NET DEBT				
Other Welfare Services		School			351,056.66 39,017.00				
RECREATION and CONSERVATION		Self-liquidating			120,000.00 238,750.00				
Beaches and Boardwalks		Other			709,806.66 277,767.00				
Parks, Playgrounds, Shade Trees		Total							
Land Reclamation & Conservation		ISSUED AND OUTSTANDING							
Other Recreational Services		School			351,056.66				
EDUCATION (excluding schools)		Self-liquidating			120,000.00				
Libraries		Other			231,500.00				
Other Educational Services		Total			702,556.66				
STATUTORY EXPENDITURES		EQUALIZED VALUATION BASIS			16,934,139.67				
Pensions & F. I. C. A.		1968 CAPITAL OUTLAY			23,190.37				
Employee Fringe Benefits		Beaches and Boardwalks							
Other Statutory Expenditures		Parks and Playgrounds							
TOTAL MUNICIPAL FUNCTIONS		Public Buildings and Grounds							
CAPITAL IMPROVEMENTS		Vehicular Equipment			22,441.07				
DEBT SERVICE		Streets, Roads, Sidewalks, Storm Sewers			749.30				
Principal Payments		Sewer System							
Interest Payments		Water System							
Other Debt Administration		Other Utilities							
DEFERRED CHARGES		Hospitals and Clinics							
SCHOOL, COUNTY, SPECIAL DISTRICT TAXES		Garbage and Trash Disposal Facilities							
RESERVE FOR UNCOLLECTED TAXES		Health Equipment							
		Library and Education Facilities							
		Conservation and Recreation							
		Other Expenditures							
TOTAL EXPENDITURES									

1104		HIGHTSTOWN BORO			PER CAPITA:		PER CENT:	
Population 1960	4,317	Net Valuation Taxable	14,440,146	TAX RATE:	Gross Debt	422.55	Gross Debt	10.47
Population 1968	6,000	State Equalized Value	27,494,565	General Rate Per \$100.	Net Debt	172.60	Net Debt	4.27
		Net Valuation on Which County Taxes		Effective Tax Rate	Debt Service	5.26	Tax Levy Collected	91.40
Moody Rating	BAA	are apportioned:	25,588,649	General Rate	Total Tax Levy	177.73	Tax Levy Cancelled, Abated	
Land Area	1.23 Sq. Miles	State Equalization Ratio	.5252	Municipal Functions	Municipal Functions	91.48	or Adjusted	.22
1968 EXPENDITURES		1968 REVENUES			1968 PROPERTY TAX			
GENERAL GOVERNMENT		1968 Property Taxes Collected			974,790.18			
Governing Body & Public Boards		1968 Payments in Lieu of Taxes			5,214.52			
Municipal Clerk		Delinquent Tax & Lien Collections			48,162.57			
Financial Administration		Business Personality Replacement Taxes			57,368.00			
Assessment of Taxes		Taxes from Public Utilities			61,922.60			
Collection of Taxes		Other Miscellaneous Tax Revenues			19,524.00			
Planning, Housing & Development		State Aid Revenues			51,875.15			
Elections		Federal Aid Revenues			1,218,857.02			
General Administration (other)		Sale of Acquired Property			60,000.00			
JUDICIARY		Other Miscellaneous Revenues			1,278,857.02			
Municipal Courts		Total 1968 Revenues						
PUBLIC SAFETY		Prior Years Surplus Appropriated						
Fire Protection		TOTAL REVENUES						
Police Protection		1968 REAL PROPERTY VALUATIONS - ASSESSED						
Civil Defense & Disaster Control		Code Class %						
Environmental Inspection & Control		1 Vacant Land 1.91			260,900.00			
Other Public Safety		2 Residential 66.61			9,102,900.00			
PUBLIC WORKS		3 Farm .25			35,000.00			
Streets and Drainage		4a Commercial 16.10			2,200,550.00			
Sewers and Sewage Processing		4b Industrial 4.10			560,450.00			
Garbage and Trash Disposal		4c Apartments 11.02			1,505,550.00			
Public Buildings and Grounds		Total Valuation 99.99			13,665,350.00			
Other Public Works		CAPITAL DEBT AUTHORIZED, DECEMBER 31, 1968						
HEALTH and WELFARE		ISSUED AND UNISSUED			GROSS DEBT NET DEBT			
Health Services Except Environmental		School			1,673,662.57 705,682.76			
Welfare-Public Assistance		Self-liquidating			531,711.90 329,950.00			
Hospitals, Clinics, First Aid		Other			329,950.00 1,035,632.76			
Animal, Insect, & Rodent Control		Total						
Other Welfare Services		ISSUED AND OUTSTANDING						
RECREATION and CONSERVATION		School			1,673,662.57			
Beaches and Boardwalks		Self-liquidating			510,000.00			
Parks, Playgrounds, Shade Trees		Other			241,500.00			
Land Reclamation & Conservation		Total			2,425,162.57			
Other Recreational Services		EQUALIZED VALUATION BASIS			24,199,495.33			
EDUCATION (excluding schools)		1968 CAPITAL OUTLAY			53,739.10			
Libraries		Beaches and Boardwalks			5,941.81			
Other Educational Services		Parks and Playgrounds			11,951.64			
STATUTORY EXPENDITURES		Public Buildings and Grounds			19,436.11			
Pensions & F. I. C. A.		Vehicular Equipment			15,814.14			
Employee Fringe Benefits		Streets, Roads, Sidewalks, Storm Sewers						
Other Statutory Expenditures		Sewer System						
TOTAL MUNICIPAL FUNCTIONS		Water System						
CAPITAL IMPROVEMENTS		Other Utilities						
DEBT SERVICE		Hospitals and Clinics						
Principal Payments		Garbage and Trash Disposal Facilities						
Interest Payments		Health Equipment						
Other Debt Administration		Library and Education Facilities						
DEFERRED CHARGES		Conservation and Recreation						
SCHOOL, COUNTY, SPECIAL DISTRICT TAXES		Other Expenditures			595.40			
RESERVE FOR UNCOLLECTED TAXES								
TOTAL EXPENDITURES								

1810		HILLSBOROUGH TWP			PER CAPITA:		PER CENT:	
Population 1960	7,584	Net Valuation Taxable	35,351,404	TAX RATE:	Gross Debt	563.07	Gross Debt	6.54
Population 1968	10,840	State Equalized Value	102,825,491	General Rate Per \$100.	Net Debt	218.73	Net Debt	2.54
		Net Valuation on Which County Taxes are apportioned:	97,523,701	Effective Tax Rate	Debt Service		Tax Levy Collected	92.17
Moody Rating		State Equalization Ratio	.3438	General Rate	Total Tax Levy	260.57	Tax Levy Cancelled, Abated or Adjusted	.29
Land Area	54.70 Sq. Miles			Municipal Functions	Municipal Functions	82.67		
1968 EXPENDITURES		1968 REVENUES		1968 PROPERTY TAX				
GENERAL GOVERNMENT		1968 Property Taxes Collected		2,603,777.39	Local District School Taxes		2,186,024.12	
Governing Body & Public Boards		1968 Payments in Lieu of Taxes			Regional & Consolidated School Taxes			
Municipal Clerk		Delinquent Tax & Lien Collections		195,363.05	School Taxes in Municipal Budget			
Financial Administration	9,200.00	Business Personalty Replacement Taxes		77,415.00	County Taxes		477,804.50	
Assessment of Taxes	9,850.00	Taxes from Public Utilities		260,769.65	County Library Taxes		26,198.52	
Collection of Taxes	17,100.00	Other Miscellaneous Tax Revenues			Local Municipal Purpose Taxes		105,673.05	
Planning, Housing & Development	15,000.00	State Aid Revenues		14,518.00	Veteran & Senior Citizen Taxes		56,920.00	
Elections	1,450.00	Federal Aid Revenues			Total Taxes for Rate Computation		2,852,620.19	
General Administration (other)	74,550.00	Sale of Acquired Property		1,725.00	Special District Taxes			
JUDICIARY		Other Miscellaneous Revenues		87,140.92	Bank Stock Taxes		752.39	
Municipal Courts	3,850.00	Total 1968 Revenues		3,240,709.01	Added and Omitted Taxes		28,233.24	
PUBLIC SAFETY		Prior Years Surplus Appropriated		200,000.00	Total Taxes Levied		2,824,685.82	
Fire Protection	21,600.00	TOTAL REVENUES		3,440,709.01	1968 TAXES COLLECTED		2,603,777.39	
Police Protection	113,500.00	1968 REAL PROPERTY VALUATIONS - ASSESSED			1968 Taxes Cancelled, Abated or Adjusted		8,340.06	
Civil Defense & Disaster Control	100.00				Transfer To Tax Title Liens		4,951.01	
Environmental Inspection & Control	12,800.00				Balance Outstanding Dec. 31, 1968		207,617.36	
Other Public Safety								
PUBLIC WORKS								
Streets and Drainage	195,000.00							
Sewers and Sewage Processing								
Garbage and Trash Disposal	6,500.00							
Public Buildings and Grounds	7,820.00							
Other Public Works								
HEALTH and WELFARE								
Health Services Except Environmental	8,700.00							
Welfare-Public Assistance	7,800.00							
Hospitals, Clinics, First Aid	1,000.00							
Animal, Insect, & Rodent Control								
Other Welfare Services								
RECREATION and CONSERVATION								
Beaches and Boardwalks								
Parks, Playgrounds, Shade Trees								
Land Reclamation & Conservation								
Other Recreational Services	8,850.00							
EDUCATION (excluding schools)								
Libraries	6,000.00							
Other Educational Services								
STATUTORY EXPENDITURES								
Pensions & F. I. C. A.	22,500.00							
Employee Fringe Benefits	6,300.00							
Other Statutory Expenditures								
TOTAL MUNICIPAL FUNCTIONS	549,470.00							
CAPITAL IMPROVEMENTS	13,500.00							
DEBT SERVICE								
Principal Payments								
Interest Payments								
Other Debt Administration								
DEFERRED CHARGES	607.04							
SCHOOL, COUNTY, SPECIAL DISTRICT TAXES	2,690,027.14							
RESERVE FOR UNCOLLECTED TAXES	326,077.40							
TOTAL EXPENDITURES	3,579,681.58							

0227		HILLSDALE BORO				PER CAPITA:		PER CENT:		
Population 1960	8,734	Net Valuation Taxable	71,567,130	TAX RATE:		Gross Debt	642.08	Gross Debt	8.20	
Population 1968	10,700	State Equalized Value	92,643,533	General Rate Per \$100.		Net Debt	407.35	Net Debt	5.20	
		Net Valuation on Which County Taxes		Effective Tax Rate		Debt Service	29.21	Tax Levy Collected	98.00	
Moody Rating	BAA	are apportioned:	86,798,654	General Rate		Total Tax Levy	295.79	Tax Levy Cancelled, Abated		
Land Area	2.90 Sq. Miles	State Equalization Ratio	.7725	Municipal Functions		Municipal Functions	139.14	or Adjusted	.08	
1968 EXPENDITURES		1968 REVENUES		1968 PROPERTY TAX						
GENERAL GOVERNMENT		1968 Property Taxes Collected		3,101,820.54		Local District School Taxes				1,088,428.42
Governing Body & Public Boards		1968 Payments in Lieu of Taxes		52,511.88		Regional & Consolidated School Taxes				927,534.07
Municipal Clerk		Delinquent Tax & Lien Collections		53,768.32		School Taxes in Municipal Budget				
Financial Administration		9,707.00	Business Personalty Replacement Taxes		50,188.00	County Taxes				306,872.24
Assessment of Taxes		13,400.00	Taxes from Public Utilities		191,248.49	County Library Taxes				
Collection of Taxes		16,222.00	Other Miscellaneous Tax Revenues			Local Municipal Purpose Taxes				819,073.19
Planning, Housing & Development		11,700.00	State Aid Revenues		5,064.00	Veteran & Senior Citizen Taxes				76,050.00
Elections		1,400.00	Federal Aid Revenues			Total Taxes for Rate Computation				3,217,957.92
General Administration (other)		72,700.00	Sale of Acquired Property		6,550.00	Special District Taxes				
JUDICIARY			Other Miscellaneous Revenues		153,114.11	Bank Stock Taxes				7,078.29
Municipal Courts		5,850.00	Total 1968 Revenues		3,614,265.34	Added and Omitted Taxes				16,067.25
PUBLIC SAFETY			Prior Years Surplus Appropriated		200,000.00	Total Taxes Levied				3,165,053.46
Fire Protection		60,660.00	TOTAL REVENUES		3,814,265.34	1968 TAXES COLLECTED				3,101,820.54
Police Protection		252,427.00	1968 REAL PROPERTY VALUATIONS - ASSESSED			1968 Taxes Cancelled, Abated or Adjusted				2,547.50
Civil Defense & Disaster Control		300.00	Code Class %			Transfer To Tax Title Liens				126.00
Environmental Inspection & Control		19,838.50	1 Vacant Land 1.49		1,040,125.00	Balance Outstanding Dec. 31, 1968				60,559.42
Other Public Safety			2 Residential 90.76		63,164,040.00	PRIOR YEARS TAXES OUTSTANDING				
PUBLIC WORKS			3 Farm .55		381,920.00	Balance January 1, 1968				54,177.01
Streets and Drainage		264,313.98	4a Commercial 6.04		4,206,050.00	Collected in 1968				53,574.39
Sewers and Sewage Processing		36,990.00	4b Industrial 1.04		721,200.00	Cancelled, Abated or Adjusted (1968)				327.73
Garbage and Trash Disposal		67,784.00	4c Apartments .12		80,250.00	Transfers to Tax Title Liens				50.54
Public Buildings and Grounds		14,700.00	Total Valuation 100.00		69,593,585.00	Balance December 31, 1968				224.35
Other Public Works			CAPITAL DEBT AUTHORIZED, DECEMBER 31, 1968			TAX TITLE LIENS OUTSTANDING				
HEALTH and WELFARE			ISSUED AND UNISSUED			Balance January 1, 1968				952.21
Health Services Except Environmental		15,300.00	School		2,511,518.79	Transfers From Taxes				189.54
Welfare-Public Assistance		500.00	Self-liquidating		4,358,740.36	Redeemed in 1968				193.93
Hospitals, Clinics, First Aid			Other		6,870,259.15	Cancelled, Abated or Adjusted (1968)				
Animal, Insect, & Rodent Control			Total		4,358,740.36	Balance December 31, 1968				947.82
Other Welfare Services			ISSUED AND OUTSTANDING			PROPERTY ACQUIRED BY DEED OR FORECLOSURE				
RECREATION and CONSERVATION			School		2,511,518.79	Balance January 1, 1968				33,255.00
Beaches and Boardwalks		56,414.00	Self-liquidating		4,205,000.00	Transfers From Liens				
Parks, Playgrounds, Shade Trees			Other		6,716,518.79	Sale for Cash (1968)				6,550.00
Land Reclamation & Conservation		30,470.00	Total		83,701,550.33	Cancelled, Abated or Adjusted (1968)				
Other Recreational Services			EQUALIZED VALUATION BASIS			Balance December 31, 1968				26,705.00
EDUCATION (excluding schools)			1968 CAPITAL OUTLAY		1,216,708.31	CURRENT FINANCES DECEMBER 31, 1968				
Libraries		34,800.00	Beaches and Boardwalks			ASSETS				
Other Educational Services			Parks and Playgrounds		49,023.84	Cash on Hand Dec. 31, 1968				741,235.88
STATUTORY EXPENDITURES			Public Buildings and Grounds		46,879.84	Taxes Receivable				60,783.77
Pensions & F. I. C. A.		45,750.00	Vehicular Equipment		26,326.49	Tax Title Liens				947.82
Employee Fringe Benefits		27,100.00	Streets, Roads, Sidewalks, Storm Sewers		1,073,923.59	Foreclosed Property				26,705.00
Other Statutory Expenditures			Sewer System			Emergencies & Other Deferred Charges				65,139.16
TOTAL MUNICIPAL FUNCTIONS		1,058,326.48	Water System			State Aid Receivable				
CAPITAL IMPROVEMENTS		15,000.00	Other Utilities			Other Receivables				1,184.68
DEBT SERVICE			Hospitals and Clinics			Total				895,996.31
Principal Payments		115,000.00	Garbage and Trash Disposal Facilities			LIABILITIES				
Interest Payments		197,600.00	Health Equipment			Cash Liabilities				590,790.97
Other Debt Administration			Library and Education Facilities			Reserves For Receivables				89,621.27
DEFERRED CHARGES		22,400.00	Conservation and Recreation			Surplus on Hand Dec. 31, 1968				215,584.07
SCHOOL, COUNTY, SPECIAL DISTRICT TAXES		2,322,834.73	Other Expenditures		20,554.55	Total				895,996.31
RESERVE FOR UNCOLLECTED TAXES		80,477.00								
TOTAL EXPENDITURES		3,811,638.21								

2007		HILLSDALE TWP				PER CAPITA:		PER CENT:		
Population 1960	22,304	Net Valuation Taxable	75,218,957	TAX RATE:		Gross Debt	96.76	Gross Debt	1.24	
Population 1968	23,550	State Equalized Value	180,684,499	General Rate Per \$100.		Net Debt	29.83	Net Debt	.38	
		Net Valuation on Which County Taxes		Effective Tax Rate		Debt Service	4.59	Tax Levy Collected	98.60	
Moody Rating	A	are apportioned:	204,082,561	General Rate		Total Tax Levy	216.07	Tax Levy Cancelled, Abated		
Land Area	2.70 Sq. Miles	State Equalization Ratio	.4163	Municipal Functions		Municipal Functions	131.13	or Adjusted	.01	
1968 EXPENDITURES		1968 REVENUES				1968 PROPERTY TAX				
GENERAL GOVERNMENT										
Governing Body & Public Boards	245.00	1968 Property Taxes Collected				5,017,252.22				
Municipal Clerk		1968 Payments in Lieu of Taxes				19,801.72				
Financial Administration	26,873.00	Delinquent Tax & Lien Collections				71,710.48				
Assessment of Taxes	29,185.00	Business Personalty Replacement Taxes				759,947.00				
Collection of Taxes	35,059.00	Taxes from Public Utilities				348,927.20				
Planning, Housing & Development	9,770.00	Other Miscellaneous Tax Revenues								
Elections	2,850.00	State Aid Revenues				23,731.51				
General Administration (other)	170,327.00	Federal Aid Revenues								
JUDICIARY		Sale of Acquired Property								
Municipal Courts	15,790.00	Other Miscellaneous Revenues				119,563.22				
PUBLIC SAFETY		Total 1968 Revenues				6,360,933.35				
Fire Protection	670,602.00	Prior Years Surplus Appropriated				180,000.00				
Police Protection	772,999.00	TOTAL REVENUES				6,540,933.35				
Civil Defense & Disaster Control	4,400.00									
Environmental Inspection & Control	22,487.00	1968 REAL PROPERTY VALUATIONS - ASSESSED								
Other Public Safety										
PUBLIC WORKS										
Streets and Drainage	242,139.00	Code	Class	%						
Sewers and Sewage Processing	42,959.00	1	Vacant Land	.94	704,000.00					
Garbage and Trash Disposal	149,550.00	2	Residential	62.53	46,728,200.00					
Public Buildings and Grounds	63,931.00	3	Farm							
Other Public Works		4a	Commercial	8.35	6,237,450.00					
HEALTH and WELFARE		4b	Industrial	26.50	19,803,800.00					
Health Services Except Environmental	35,603.00	4c	Apartments	1.67	1,251,550.00					
Welfare-Public Assistance	16,129.00	Total Valuation			99.99	74,725,000.00				
Hospitals, Clinics, First Aid		CAPITAL DEBT AUTHORIZED, DECEMBER 31, 1968								
Animal, Insect, & Rodent Control		ISSUED AND UNISSUED		GROSS DEBT	NET DEBT					
Other Welfare Services	16,565.00	School		1,430,900.00						
RECREATION and CONSERVATION		Self-liquidating		248,000.00	102,804.80					
Beaches and Boardwalks		Other		599,804.70	599,804.70					
Parks, Playgrounds, Shade Trees	8,280.00	Total		2,278,704.70	702,609.50					
Land Reclamation & Conservation		ISSUED AND OUTSTANDING								
Other Recreational Services	58,298.00	School				1,430,900.00				
EDUCATION (excluding schools)		Self-liquidating				466,100.00				
Libraries	98,048.44	Other				1,897,000.00				
Other Educational Services		Total								
STATUTORY EXPENDITURES		EQUALIZED VALUATION BASIS				182,737,004.33				
Pensions & F. I. C. A.	236,898.00	1968 CAPITAL OUTLAY				46,087.47				
Employee Fringe Benefits	55,000.00	Beaches and Boardwalks								
Other Statutory Expenditures		Parks and Playgrounds				2,311.77				
TOTAL MUNICIPAL FUNCTIONS	2,783,987.44	Public Buildings and Grounds				12,005.00				
CAPITAL IMPROVEMENTS	4,000.00	Vehicular Equipment				13,655.00				
DEBT SERVICE		Streets, Roads, Sidewalks, Storm Sewers				12,372.00				
Principal Payments	89,000.00	Sewer System								
Interest Payments	19,146.00	Water System								
Other Debt Administration		Other Utilities								
DEFERRED CHARGES	19,940.00	Hospitals and Clinics								
SCHOOL, COUNTY, SPECIAL DISTRICT TAXES	3,349,504.35	Garbage and Trash Disposal Facilities								
RESERVE FOR UNCOLLECTED TAXES	172,253.83	Health Equipment								
TOTAL EXPENDITURES	6,437,831.62	Library and Education Facilities								
		Conservation and Recreation				5,743.70				
		Other Expenditures								
							CURRENT FINANCES DECEMBER 31, 1968			
							ASSETS			
							Cash on Hand Dec. 31, 1968			
							Taxes Receivable			
							Tax Title Liens			
							Foreclosed Property			
							Emergencies & Other Deferred Charges			
							State Aid Receivable			
							Other Receivables			
							Total			
							LIABILITIES			
							Cash Liabilities			
							Reserves For Receivables			
							Surplus on Hand Dec. 31, 1968			
							Total			

0419		HI-NELLA BORO			PER CAPITA:		PER CENT:	
Population 1960	474	Net Valuation Taxable	1,520,787	TAX RATE:	Gross Debt	70.83	Gross Debt	1.92
Population 1968	720	State Equalized Value	3,390,073	General Rate Per \$100.	Net Debt	70.83	Net Debt	1.92
		Net Valuation on Which County Taxes		Effective Tax Rate	Debt Service	6.22	Tax Levy Collected	95.43
Moody Rating		are apportioned:	3,010,103	General Rate	Total Tax Levy	131.17	Tax Levy Cancelled, Abated	
Land Area	.22 Sq. Miles	State Equalization Ratio	.4486	Municipal Functions	Municipal Functions	80.30	or Adjusted	
1968 EXPENDITURES		1968 REVENUES			1968 PROPERTY TAX			
GENERAL GOVERNMENT								
Governing Body & Public Boards		1968 Property Taxes Collected			90,129.86			
Municipal Clerk		1968 Payments in Lieu of Taxes			3,610.55			
Financial Administration	1,600.00	Delinquent Tax & Lien Collections			1,085.00			
Assessment of Taxes	525.00	Business Personalty Replacement Taxes			14,036.66			
Collection of Taxes	660.00	Taxes from Public Utilities			1,308.00			
Planning, Housing & Development	100.00	Other Miscellaneous Tax Revenues						
Elections	379.75	State Aid Revenues						
General Administration (other)	4,155.00	Federal Aid Revenues						
JUDICIARY		Sale of Acquired Property						
Municipal Courts	830.00	Other Miscellaneous Revenues						
PUBLIC SAFETY		Total 1968 Revenues						
Fire Protection	2,502.00	Prior Years Surplus Appropriated						
Police Protection	7,899.00	TOTAL REVENUES						
Civil Defense & Disaster Control	30.00							
Environmental Inspection & Control	970.00							
Other Public Safety								
PUBLIC WORKS		1968 REAL PROPERTY VALUATIONS - ASSESSED						
Streets and Drainage	5,541.00							
Sewers and Sewage Processing	5,561.00							
Garbage and Trash Disposal	2,500.00							
Public Buildings and Grounds	225.00							
Other Public Works								
HEALTH and WELFARE								
Health Services Except Environmental	65.00							
Welfare-Public Assistance								
Hospitals, Clinics, First Aid								
Animal, Insect, & Rodent Control								
Other Welfare Services								
RECREATION and CONSERVATION								
Beaches and Boardwalks	3,285.25							
Parks, Playgrounds, Shade Trees								
Land Reclamation & Conservation								
Other Recreational Services	216.00							
EDUCATION (excluding schools)								
Libraries								
Other Educational Services								
STATUTORY EXPENDITURES								
Pensions & F. I. C. A.	250.00							
Employee Fringe Benefits								
Other Statutory Expenditures								
TOTAL MUNICIPAL FUNCTIONS	37,294.00							
CAPITAL IMPROVEMENTS	2,000.00							
DEBT SERVICE								
Principal Payments	3,000.00							
Interest Payments	1,482.00							
Other Debt Administration								
DEFERRED CHARGES	4,990.00							
SCHOOL, COUNTY, SPECIAL DISTRICT TAXES	89,904.68							
RESERVE FOR UNCOLLECTED TAXES	9,050.00							
TOTAL EXPENDITURES	147,720.68							

0905		HOBOKEN CITY			PER CAPITA:		PER CENT:			
Population 1960	48,441	Net Valuation Taxable	61,919,645	TAX RATE:	Gross Debt	303.20	Gross Debt	11.86		
Population 1968	45,820	State Equalized Value	120,185,646	General Rate Per \$100.	Net Debt	41.24	Net Debt	1.61		
		Net Valuation on Which County Taxes		Effective Tax Rate	Debt Service	12.03	Tax Levy Collected	87.00		
Moody Rating	BAA	are apportioned:	151,379,327	General Rate	Total Tax Levy	182.39	Tax Levy Cancelled, Abated			
Land Area	1.30 Sq. Miles	State Equalization Ratio	.5152	Municipal Functions	Municipal Functions	188.40	or Adjusted	1.26		
1968 EXPENDITURES		1968 REVENUES			1968 PROPERTY TAX					
GENERAL GOVERNMENT										
Governing Body & Public Boards	65,150.00	1968 Property Taxes Collected			7,270,728.20	Local District School Taxes			2,888,168.58	
Municipal Clerk	43,500.00	1968 Payments in Lieu of Taxes			29,805.55	Regional & Consolidated School Taxes				
Financial Administration	96,700.00	Delinquent Tax & Lien Collections			534,226.45	School Taxes in Municipal Budget			217,372.75	
Assessment of Taxes	60,900.00	Business Personalty Replacement Taxes			1,423,257.00	County Taxes			1,670,487.52	
Collection of Taxes	45,875.00	Taxes from Public Utilities			361,965.50	County Library Taxes				
Planning, Housing & Development	21,700.00	Other Miscellaneous Tax Revenues				Local Municipal Purpose Taxes			3,558,250.24	
Elections	8,000.00	State Aid Revenues			1,376,559.98	Veteran & Senior Citizen Taxes			45,810.00	
General Administration (other)	303,290.16	Federal Aid Revenues			117,299.99	Total Taxes for Rate Computation			8,380,089.09	
JUDICIARY		Sale of Acquired Property				Special District Taxes				
Municipal Courts	57,900.00	Other Miscellaneous Revenues			580,933.89	Bank Stock Taxes			14,168.34	
PUBLIC SAFETY		Total 1968 Revenues			11,694,776.56	Added and Omitted Taxes			8,692.13	
Fire Protection	1,363,911.00	Prior Years Surplus Appropriated			0	Total Taxes Levied			8,357,139.56	
Police Protection	1,278,455.00	TOTAL REVENUES			11,694,776.56	1968 TAXES COLLECTED			7,270,728.20	
Civil Defense & Disaster Control	3,600.00	1968 REAL PROPERTY VALUATIONS - ASSESSED			1968 Taxes Cancelled, Abated or Adjusted				105,703.49	
Environmental Inspection & Control	6,915.00				Transfer To Tax Title Liens				364,745.41	
Other Public Safety	62,850.00	Code	Class	%	Balance Outstanding Dec. 31, 1968				615,962.46	
PUBLIC WORKS		1	Vacant Land	2.09	1,273,500.00					
Streets and Drainage	641,572.00	2	Residential	13.77	8,390,700.00	PRIOR YEARS TAXES OUTSTANDING				
Sewers and Sewage Processing	36,850.00	3	Farm			Balance January 1, 1968				1,080,403.55
Garbage and Trash Disposal	294,335.00	4a	Commercial	36.57	22,274,800.00	Collected in 1968				494,177.25
Public Buildings and Grounds	362,980.00	4b	Industrial	34.96	21,293,800.00	Cancelled, Abated or Adjusted (1968)				3,209.03
Other Public Works		4c	Apartments	12.61	7,682,600.00	Transfers to Tax Title Liens				253,330.15
HEALTH and WELFARE		Total Valuation			60,915,400.00	Balance December 31, 1968				329,687.12
Health Services Except Environmental	155,053.00	CAPITAL DEBT AUTHORIZED, DECEMBER 31, 1968				TAX TITLE LIENS OUTSTANDING				
Welfare-Public Assistance	422,300.00					Balance January 1, 1968				668,716.87
Hospitals, Clinics, First Aid		ISSUED AND UNISSUED	GROSS DEBT	NET DEBT	Transfers From Taxes				651,914.01	
Animal, Insect, & Rodent Control	5,500.00	School	5,409,000.00	725,062.73	Redeemed in 1968				40,049.20	
Other Welfare Services	12,600.00	Self-liquidating	8,111,000.00	792,336.40	Cancelled, Abated or Adjusted (1968)				35,863.27	
RECREATION and CONSERVATION		Other	373,000.00	372,500.00	Balance December 31, 1968				1,244,718.41	
Beaches and Boardwalks		Total	13,893,000.00	1,889,899.13	PROPERTY ACQUIRED BY DEED OR FORECLOSURE					
Parks, Playgrounds, Shade Trees	234,393.00	ISSUED AND OUTSTANDING				Balance January 1, 1968				1,254,900.00
Land Reclamation & Conservation		School		5,409,000.00	Transfers From Liens				59,100.00	
Other Recreational Services	2,500.00	Self-liquidating		8,111,000.00	Sale for Cash (1968)				34,000.00	
EDUCATION (excluding schools)		Other		373,500.00	Cancelled, Abated or Adjusted (1968)				19,800.00	
Libraries	80,850.00	Total		13,893,500.00	Balance December 31, 1968				1,260,200.00	
Other Educational Services	17,000.00	EQUALIZED VALUATION BASIS			117,098,431.67	CURRENT FINANCES DECEMBER 31, 1968				
STATUTORY EXPENDITURES		1968 CAPITAL OUTLAY			30,866.50	ASSETS				
Pensions & F. I. C. A.	853,394.82	Beaches and Boardwalks				Cash on Hand Dec. 31, 1968				391,303.49
Employee Fringe Benefits	148,300.00	Parks and Playgrounds				Taxes Receivable				945,649.58
Other Statutory Expenditures		Public Buildings and Grounds			884.00	Tax Title Liens				1,244,718.41
TOTAL MUNICIPAL FUNCTIONS	6,686,373.98	Vehicular Equipment				Foreclosed Property				1,260,200.00
CAPITAL IMPROVEMENTS	10,000.00	Streets, Roads, Sidewalks, Storm Sewers			17,982.50	Emergencies & Other Deferred Charges				1,383,521.10
DEBT SERVICE		Sewer System				State Aid Receivable				102,662.53
Principal Payments	289,000.00	Water System				Other Receivables				30,666.83
Interest Payments	262,534.75	Other Utilities				Total				5,358,721.94
Other Debt Administration		Hospitals and Clinics				LIABILITIES				
DEFERRED CHARGES	422,663.11	Garbage and Trash Disposal Facilities				Cash Liabilities				1,817,924.42
SCHOOL, COUNTY, SPECIAL DISTRICT TAXES	4,776,028.85	Health Equipment				Reserves For Receivables				3,481,234.82
RESERVE FOR UNCOLLECTED TAXES	962,003.37	Library and Education Facilities				Surplus on Hand Dec. 31, 1968				59,562.70
TOTAL EXPENDITURES	13,408,604.06	Conservation and Recreation				Total				5,358,721.94
		Other Expenditures			12,000.00					

0228
Population 1960 3,988
Population 1968 4,510

Moody Rating
Land Area 1.80 Sq. Miles

Net Valuation Taxable 48,673,473
State Equalized Value 55,952,952
Net Valuation on Which County Taxes
are apportioned: 53,449,363
State Equalization Ratio .8699

HOHOKUS BORO

TAX RATE:
General Rate Per \$100. 2.55
Effective Tax Rate
General Rate 2.21
Municipal Functions .70

PER CAPITA:

Gross Debt 548.78
Net Debt 458.31
Debt Service 3.02
Total Tax Levy 272.00
Municipal Functions 87.75

PER CENT:

Gross Debt 4.75
Net Debt 3.97
Tax Levy Collected 98.54
Tax Levy Cancelled, Abated
or Adjusted

1968 EXPENDITURES	1968 REVENUES	1968 PROPERTY TAX
GENERAL GOVERNMENT	1968 Property Taxes Collected 1,208,876.09	Local District School Taxes 816,081.50
Governing Body & Public Boards	1968 Payments in Lieu of Taxes	Regional & Consolidated School Taxes
Municipal Clerk	Delinquent Tax & Lien Collections 17,931.78	School Taxes in Municipal Budget
Financial Administration 2,800.00	Business Personalty Replacement Taxes 24,550.00	County Taxes 189,259.08
Assessment of Taxes 5,300.00	Taxes from Public Utilities 63,511.63	County Library Taxes
Collection of Taxes 4,450.00	Other Miscellaneous Tax Revenues	Local Municipal Purpose Taxes 208,006.70
Planning, Housing & Development 2,740.00	State Aid Revenues 2,805.00	Veteran & Senior Citizen Taxes
Elections	Federal Aid Revenues	Total Taxes for Rate Computation 1,239,357.28
General Administration (other) 36,660.00	Sale of Acquired Property	Special District Taxes
JUDICIARY	Other Miscellaneous Revenues 39,660.29	Bank Stock Taxes 3,131.77
Municipal Courts 2,995.00	Total 1968 Revenues 1,357,334.79	Added and Omitted Taxes 10,260.82
PUBLIC SAFETY	Prior Years Surplus Appropriated 72,500.00	Total Taxes Levied 1,226,739.87
Fire Protection 19,590.00	TOTAL REVENUES 1,429,834.79	1968 TAXES COLLECTED 1,208,876.09
Police Protection 109,536.00		1968 Taxes Cancelled, Abated or Adjusted
Civil Defense & Disaster Control 400.00		Transfer To Tax Title Liens
Environmental Inspection & Control 3,100.00		Balance Outstanding Dec. 31, 1968 9,277.85
Other Public Safety		
PUBLIC WORKS	1968 REAL PROPERTY VALUATIONS - ASSESSED	PRIOR YEARS TAXES OUTSTANDING
Streets and Drainage 64,132.00	Code Class %	Balance January 1, 1968 18,460.54
Sewers and Sewage Processing	1 Vacant Land 3.29	Collected in 1968 17,931.78
Garbage and Trash Disposal	2 Residential 91.28	Cancelled, Abated or Adjusted (1968)
Public Buildings and Grounds 10,891.44	3 Farm	Transfers to Tax Title Liens
Other Public Works	4a Commercial 4.38	Balance December 31, 1968 528.76
HEALTH and WELFARE	4b Industrial 1.04	
Health Services Except Environmental	4c Apartments	
Welfare-Public Assistance 9,800.00	Total Valuation 99.99	48,265,543.00
Hospitals, Clinics, First Aid	CAPITAL DEBT AUTHORIZED, DECEMBER 31, 1968	TAX TITLE LIENS OUTSTANDING
Animal, Insect, & Rodent Control	ISSUED AND UNISSUED	Balance January 1, 1968 637.79
Other Welfare Services	School 263,000.00	Transfers From Taxes
RECREATION and CONSERVATION	Self-liquidating 145,000.00	Redeemed in 1968
Beaches and Boardwalks	Other 2,067,000.00	Cancelled, Abated or Adjusted (1968)
Parks, Playgrounds, Shade Trees	Total 2,475,000.00	Balance December 31, 1968 637.79
Land Reclamation & Conservation	ISSUED AND OUTSTANDING	PROPERTY ACQUIRED BY DEED OR FORECLOSURE
Other Recreational Services 12,000.00	School 138,000.00	Balance January 1, 1968
EDUCATION (excluding schools)	Self-liquidating 96,000.00	Transfers From Liens
Libraries 13,500.00	Other 110,000.00	Sale for Cash (1968)
Other Educational Services	Total 344,000.00	Cancelled, Abated or Adjusted (1968)
STATUTORY EXPENDITURES	EQUALIZED VALUATION BASIS 52,057,917.33	Balance December 31, 1968
Pensions & F. I. C. A. 20,618.56	1968 CAPITAL OUTLAY	CURRENT FINANCES DECEMBER 31, 1968
Employee Fringe Benefits 3,500.00	Beaches and Boardwalks	ASSETS
Other Statutory Expenditures	Parks and Playgrounds	Cash on Hand Dec. 31, 1968 195,883.71
TOTAL MUNICIPAL FUNCTIONS 322,913.00	Public Buildings and Grounds	Taxes Receivable 9,806.61
CAPITAL IMPROVEMENTS 5,000.00	Vehicular Equipment	Tax Title Liens 637.79
DEBT SERVICE	Streets, Roads, Sidewalks, Storm Sewers	Foreclosed Property
Principal Payments 10,000.00	Sewer System 925,641.07	Emergencies & Other Deferred Charges 6,800.00
Interest Payments 3,623.75	Water System 54.08	State Aid Receivable 11,298.00
Other Debt Administration	Other Utilities	Other Receivables 2,145.00
DEFERRED CHARGES 19,405.32	Hospitals and Clinics	Total 226,571.11
SCHOOL, COUNTY, SPECIAL DISTRICT TAXES 1,005,340.58	Garbage and Trash Disposal Facilities	LIABILITIES
RESERVE FOR UNCOLLECTED TAXES 34,822.15	Health Equipment	Cash Liabilities 84,289.81
	Library and Education Facilities	Reserves For Receivables 12,589.40
	Conservation and Recreation	Surplus on Hand Dec. 31, 1968 129,691.90
TOTAL EXPENDITURES 1,401,104.80	Other Expenditures 141,769.53	Total 226,571.11

1015		HOLLAND TWP			PER CAPITA:	PER CENT:
Population 1960	2,495	Net Valuation Taxable	26,879,327	TAX RATE:	Gross Debt	3.97
Population 1968	3,490	State Equalized Value	31,222,356	General Rate Per \$100.	Net Debt	2.60
		Net Valuation on Which County Taxes are apportioned:	37,489,863	Effective Tax Rate	Debt Service	Tax Levy Collected 90.85
Moody Rating		State Equalization Ratio	.8609	General Rate	Total Tax Levy	Tax Levy Cancelled, Abated or Adjusted .06
Land Area	22.70 Sq. Miles			Municipal Functions	Municipal Functions	
1968 EXPENDITURES		1968 REVENUES		1968 PROPERTY TAX		
GENERAL GOVERNMENT		1968 Property Taxes Collected		389,773.35	Local District School Taxes	82,812.00
Governing Body & Public Boards		1968 Payments in Lieu of Taxes			Regional & Consolidated School Taxes	163,957.16
Municipal Clerk		Delinquent Tax & Lien Collections		29,303.50	School Taxes in Municipal Budget	
Financial Administration	2,100.00	Business Personality Replacement Taxes		35,828.00	County Taxes	174,541.83
Assessment of Taxes	3,600.00	Taxes from Public Utilities		601,805.96	County Library Taxes	6,277.54
Collection of Taxes	1,965.40	Other Miscellaneous Tax Revenues		12,318.00	Local Municipal Purpose Taxes	
Planning, Housing & Development	3,166.66	State Aid Revenues			Veteran & Senior Citizen Taxes	23,730.00
Elections	1,078.54	Federal Aid Revenues			Total Taxes for Rate Computation	451,318.53
General Administration (other)	15,905.03	Sale of Acquired Property			Special District Taxes	
JUDICIARY		Other Miscellaneous Revenues		33,832.88	Bank Stock Taxes	273.99
Municipal Courts	1,700.00	Total 1968 Revenues		1,102,861.69	Added and Omitted Taxes	1,132.20
PUBLIC SAFETY		Prior Years Surplus Appropriated		500,000.00	Total Taxes Levied	428,994.72
Fire Protection	4,950.00	TOTAL REVENUES		1,602,861.69	1968 TAXES COLLECTED	389,773.35
Police Protection	18,809.91	1968 REAL PROPERTY VALUATIONS - ASSESSED			1968 Taxes Cancelled, Abated or Adjusted	300.00
Civil Defense & Disaster Control	1,000.00	Code Class %			Transfer To Tax Title Liens	69.72
Environmental Inspection & Control	1,550.00	1 Vacant Land 2.95		789,500.00	Balance Outstanding Dec. 31, 1968	39,143.57
Other Public Safety		2 Residential 58.64		15,615,000.00	PRIOR YEARS TAXES OUTSTANDING	
PUBLIC WORKS		3 Farm 11.16		2,972,750.00	Balance January 1, 1968	
Streets and Drainage	88,943.23	4a Commercial 1.31		349,350.00	Collected in 1968	
Sewers and Sewage Processing		4b Industrial 25.92		6,902,750.00	Cancelled, Abated or Adjusted (1968)	
Garbage and Trash Disposal		4c Apartments			Transfers to Tax Title Liens	
Public Buildings and Grounds		Total Valuation 99.99		26,629,350.00	Balance December 31, 1968	
Other Public Works		CAPITAL DEBT AUTHORIZED, DECEMBER 31, 1968			TAX TITLE LIENS OUTSTANDING	
HEALTH and WELFARE		ISSUED AND UNISSUED			Balance January 1, 1968	
Health Services Except Environmental	6,020.00	GROSS DEBT			Transfers From Taxes	
Welfare-Public Assistance	2,450.00	School		450,123.11	Redeemed in 1968	
Hospitals, Clinics, First Aid	600.00	Self-liquidating		855,000.00	Cancelled, Abated or Adjusted (1968)	
Animal, Insect, & Rodent Control		Other		855,000.00	Balance December 31, 1968	
Other Welfare Services		Total		1,305,123.11	PROPERTY ACQUIRED BY DEED OR FORECLOSURE	
RECREATION and CONSERVATION		ISSUED AND OUTSTANDING			Balance January 1, 1968	
Beaches and Boardwalks		School		450,123.11	Transfers From Liens	
Parks, Playgrounds, Shade Trees	2,000.00	Self-liquidating		611,000.00	Sale for Cash (1968)	
Land Reclamation & Conservation		Other		1,611,123.11	Cancelled, Abated or Adjusted (1968)	
Other Recreational Services		Total			Balance December 31, 1968	
EDUCATION (excluding schools)		EQUALIZED VALUATION BASIS		32,815,462.00	CURRENT FINANCES DECEMBER 31, 1968	
Libraries	1,063.15	1968 CAPITAL OUTLAY			ASSETS	
Other Educational Services	448,500.00	Beaches and Boardwalks		110,430.38	Cash on Hand Dec. 31, 1968	
STATUTORY EXPENDITURES		Parks and Playgrounds		3,430.26	Taxes Receivable	
Pensions & F. I. C. A.	2,000.00	Public Buildings and Grounds			Tax Title Liens	
Employee Fringe Benefits	2,900.00	Vehicular Equipment		1,700.12	Foreclosed Property	
Other Statutory Expenditures		Streets, Roads, Sidewalks, Storm Sewers			Emergencies & Other Deferred Charges	
TOTAL MUNICIPAL FUNCTIONS	610,301.92	Sewer System			State Aid Receivable	
CAPITAL IMPROVEMENTS	100,000.00	Water System			Other Receivables	
DEBT SERVICE		Other Utilities			Total	
Principal Payments		Hospitals and Clinics			LIABILITIES	
Interest Payments		Garbage and Trash Disposal Facilities			Cash Liabilities	
Other Debt Administration		Health Equipment			Reserves For Receivables	
DEFERRED CHARGES	74,217.10	Library and Education Facilities			Surplus on Hand Dec. 31, 1968	
SCHOOL, COUNTY, SPECIAL DISTRICT TAXES	427,588.53	Conservation and Recreation			Total	
RESERVE FOR UNCOLLECTED TAXES	49,354.80	Other Expenditures				
TOTAL EXPENDITURES	1,261,462.35					

1318		HULMEDEL TWP		PER CAPITA:		PER CENT:	
Population 1960	2,959	Net Valuation Taxable	86,812,175	TAX RATE:		Gross Debt	5.99
Population 1968	4,830	State Equalized Value	105,546,717	General Rate Per \$100.	2.87	Net Debt	2.99
Moody Rating		Net Valuation on Which County Taxes are apportioned:	101,341,749	Effective Tax Rate		Debt Service	23.22
Land Area 17.90 Sq. Miles		State Equalization Ratio	.8225	General Rate	2.36	Total Tax Levy	522.32
				Municipal Functions	.78	Municipal Functions	170.60
1968 EXPENDITURES		1968 REVENUES		1968 PROPERTY TAX			
GENERAL GOVERNMENT							
Governing Body & Public Boards		1968 Property Taxes Collected		Local District School Taxes		1,648,291.00	
Municipal Clerk		1968 Payments in Lieu of Taxes		Regional & Consolidated School Taxes			
Financial Administration	7,000.00	Delinquent Tax & Lien Collections		School Taxes in Municipal Budget			
Assessment of Taxes	14,900.00	Business Personalty Replacement Taxes		County Taxes		594,403.63	
Collection of Taxes	15,344.00	Taxes from Public Utilities		County Library Taxes		21,417.82	
Planning, Housing & Development	27,600.00	Other Miscellaneous Tax Revenues		Local Municipal Purpose Taxes		196,118.45	
Elections		State Aid Revenues		Veteran & Senior Citizen Taxes		27,640.00	
General Administration (other)	79,889.00	Federal Aid Revenues		Total Taxes for Rate Computation		2,487,870.90	
JUDICIARY		Sale of Acquired Property		Special District Taxes			
Municipal Courts	12,479.00	Other Miscellaneous Revenues		Bank Stock Taxes		635.00	
PUBLIC SAFETY		Total 1968 Revenues		Added and Omitted Taxes		61,977.73	
Fire Protection	56,450.00	Prior Years Surplus Appropriated		Total Taxes Levied		2,522,843.63	
Police Protection	71,784.00	TOTAL REVENUES		1968 TAXES COLLECTED		2,428,112.66	
Civil Defense & Disaster Control	500.00			1968 Taxes Cancelled, Abated or Adjusted			
Environmental Inspection & Control	10,000.00			Transfer To Tax Title Liens			
Other Public Safety				Balance Outstanding Dec. 31, 1968		94,730.97	
PUBLIC WORKS		1968 REAL PROPERTY VALUATIONS - ASSESSED		PRIOR YEARS TAXES OUTSTANDING			
Streets and Drainage	160,400.00			Balance January 1, 1968		87,079.97	
Sewers and Sewage Processing	26,337.95			Collected in 1968		55,825.99	
Garbage and Trash Disposal	3,000.00			Cancelled, Abated or Adjusted (1968)			
Public Buildings and Grounds	9,000.00			Transfers to Tax Title Liens			
Other Public Works				Balance December 31, 1968		31,253.98	
HEALTH and WELFARE				TAX TITLE LIENS OUTSTANDING			
Health Services Except Environmental	9,341.00			Balance January 1, 1968		2,100.72	
Welfare-Public Assistance	2,070.00			Transfers From Taxes			
Hospitals, Clinics, First Aid				Redeemed in 1968			
Animal, Insect, & Rodent Control				Cancelled, Abated or Adjusted (1968)			
Other Welfare Services				Balance December 31, 1968		2,100.72	
RECREATION and CONSERVATION				PROPERTY ACQUIRED BY DEED OR FORECLOSURE			
Beaches and Boardwalks				Balance January 1, 1968		11,950.00	
Parks, Playgrounds, Shade Trees	16,000.00			Transfers From Liens			
Land Reclamation & Conservation				Sale for Cash (1968)			
Other Recreational Services				Cancelled, Abated or Adjusted (1968)			
EDUCATION (excluding schools)				Balance December 31, 1968		11,950.00	
Libraries	7,800.00			CURRENT FINANCES DECEMBER 31, 1968			
Other Educational Services	100.00			ASSETS			
STATUTORY EXPENDITURES				Cash on Hand Dec. 31, 1968		962,452.46	
Pensions & F. I. C. A.	13,904.00			Taxes Receivable		125,984.95	
Employee Fringe Benefits	9,000.00			Tax Title Liens		2,100.72	
Other Statutory Expenditures				Foreclosed Property		11,950.00	
TOTAL MUNICIPAL FUNCTIONS	552,898.95			Emergencies & Other Deferred Charges		21,837.95	
CAPITAL IMPROVEMENTS	5,000.00			State Aid Receivable		51,243.23	
DEBT SERVICE				Other Receivables		481.36	
Principal Payments	75,000.00			Total		1,176,050.67	
Interest Payments	37,154.00			LIABILITIES			
Other Debt Administration				Cash Liabilities		793,854.92	
DEFERRED CHARGES	12,065.00			Reserves For Receivables		140,517.03	
SCHOOL, COUNTY, SPECIAL DISTRICT TAXES	2,264,112.45			Surplus on Hand Dec. 31, 1968		241,678.72	
RESERVE FOR UNCOLLECTED TAXES	141,902.45			Total		1,176,050.67	
TOTAL EXPENDITURES	3,088,132.85						

1912		HOPATCONG BORO				PER CAPITA:		PER CENT:			
Population 1960	3,391	Net Valuation Taxable	47,913,475	TAX RATE:		Gross Debt	792.03	Gross Debt	6.36		
Population 1968	4,770	State Equalized Value	63,969,926	General Rate Per \$100.		Net Debt	294.13	Net Debt	2.36		
		Net Valuation on Which County Taxes are apportioned:	63,697,429	Effective Tax Rate		Debt Service	5.55	Tax Levy Collected	91.30		
Moody Rating				General Rate		Total Tax Levy	431.22	Tax Levy Cancelled, Abated or Adjusted			
Land Area	10.80 Sq. Miles	State Equalization Ratio	.7490	Municipal Functions		Municipal Functions	147.60				
1968 EXPENDITURES		1968 REVENUES				1968 PROPERTY TAX					
GENERAL GOVERNMENT		1968 Property Taxes Collected		1,878,177.17		Local District School Taxes				1,309,177.26	
Governing Body & Public Boards		1968 Payments in Lieu of Taxes				Regional & Consolidated School Taxes					
Municipal Clerk		5,650.00	Delinquent Tax & Lien Collections	143,429.17		School Taxes in Municipal Budget				26,500.00	
Financial Administration		17,170.00	Business Personalty Replacement Taxes	8,854.00		County Taxes				452,191.87	
Assessment of Taxes		27,405.00	Taxes from Public Utilities	70,278.12		County Library Taxes				22,347.85	
Collection of Taxes		5,290.00	Other Miscellaneous Tax Revenues	6,098.00		Local Municipal Purpose Taxes				209,605.46	
Planning, Housing & Development		1,450.00	State Aid Revenues			Veteran & Senior Citizen Taxes				38,800.00	
Elections		55,835.00	Federal Aid Revenues			Total Taxes for Rate Computation				2,058,622.44	
General Administration (other)		3,650.00	Sale of Acquired Property	45,082.36		Special District Taxes					
JUDICIARY			Other Miscellaneous Revenues	2,151,918.82		Bank Stock Taxes				410.14	
Municipal Courts		21,950.00	Total 1968 Revenues	250,000.00		Added and Omitted Taxes				36,691.74	
PUBLIC SAFETY		86,250.00	Prior Years Surplus Appropriated	2,401,918.82		Total Taxes Levied				2,056,924.32	
Fire Protection		100.00	TOTAL REVENUES			1968 TAXES COLLECTED				1,878,177.17	
Police Protection		14,100.00				1968 Taxes Cancelled, Abated or Adjusted					
Civil Defense & Disaster Control		300.00				Transfer To Tax Title Liens					
Environmental Inspection & Control			1968 REAL PROPERTY VALUATIONS - ASSESSED			Balance Outstanding Dec. 31, 1968				178,747.15	
Other Public Safety			Code Class %								
PUBLIC WORKS			1 Vacant Land 8.77	4,168,795.00		PRIOR YEARS TAXES OUTSTANDING					
Streets and Drainage		120,398.00	2 Residential 86.76	41,231,405.00		Balance January 1, 1968				142,888.52	
Sewers and Sewage Processing			3 Farm	1,533,650.00		Collected in 1968				137,289.29	
Garbage and Trash Disposal		59,500.00	4a Commercial 3.23	532,950.00		Cancelled, Abated or Adjusted (1968)					
Public Buildings and Grounds		13,545.00	4b Industrial 1.12	56,650.00		Transfers to Tax Title Liens					
Other Public Works			4c Apartments .12	47,523,450.00		Balance December 31, 1968				5,599.23	
HEALTH and WELFARE			Total Valuation 100.00			TAX TITLE LIENS OUTSTANDING					
Health Services Except Environmental		12,875.00	CAPITAL DEBT AUTHORIZED, DECEMBER 31, 1968				Balance January 1, 1968				97,270.25
Welfare-Public Assistance		2,700.00	ISSUED AND UNISSUED		GROSS DEBT 3,778,000.00		NET DEBT 1,403,012.76				
Hospitals, Clinics, First Aid		1,000.00	School						Transfers From Taxes		
Animal, Insect, & Rodent Control		6,252.00	Self-liquidating						Redeemed in 1968	6,139.88	
Other Welfare Services			Other						Cancelled, Abated or Adjusted (1968)		
RECREATION and CONSERVATION			Total		3,778,000.00		1,403,012.76		Balance December 31, 1968	91,130.37	
Beaches and Boardwalks			ISSUED AND OUTSTANDING						PROPERTY ACQUIRED BY DEED OR FORECLOSURE		
Parks, Playgrounds, Shade Trees		10,500.00	School		792,000.00				Balance January 1, 1968		
Land Reclamation & Conservation			Self-liquidating						Transfers From Liens	14,125.10	
Other Recreational Services		300.00	Other		792,000.00				Sale for Cash (1968)		
EDUCATION (excluding schools)			Total						Cancelled, Abated or Adjusted (1968)		
Libraries			EQUALIZED VALUATION BASIS		59,374,681.33				Balance December 31, 1968	14,125.10	
Other Educational Services			1968 CAPITAL OUTLAY		26,687.00				CURRENT FINANCES DECEMBER 31, 1968		
STATUTORY EXPENDITURES			Beaches and Boardwalks						ASSETS		
Pensions & F. I. C. A.		23,200.00	Parks and Playgrounds						Cash on Hand Dec. 31, 1968	590,556.98	
Employee Fringe Benefits		3,300.00	Public Buildings and Grounds						Taxes Receivable	184,346.38	
Other Statutory Expenditures			Vehicular Equipment		26,687.00				Tax Title Liens	91,130.37	
TOTAL MUNICIPAL FUNCTIONS		492,720.00	Streets, Roads, Sidewalks, Storm Sewers						Foreclosed Property	14,125.10	
CAPITAL IMPROVEMENTS			Sewer System						Emergencies & Other Deferred Charges	27,953.00	
DEBT SERVICE			Water System						State Aid Receivable	59,251.00	
Principal Payments		25,000.00	Other Utilities						Other Receivables		
Interest Payments		1,500.00	Hospitals and Clinics						Total	967,362.83	
Other Debt Administration			Garbage and Trash Disposal Facilities						LIABILITIES		
DEFERRED CHARGES		9,318.00	Health Equipment						Cash Liabilities	181,787.25	
SCHOOL, COUNTY, SPECIAL DISTRICT TAXES		1,810,216.98	Library and Education Facilities						Reserves For Receivables	289,601.85	
RESERVE FOR UNCOLLECTED TAXES		175,529.60	Conservation and Recreation						Surplus on Hand Dec. 31, 1968	495,973.73	
TOTAL EXPENDITURES		2,514,284.58	Other Expenditures						Total	967,362.83	

2111		HOPE TWP		PER CAPITA:		PER CENT:		
Population 1960	833	Net Valuation Taxable	8,092,762	TAX RATE:	Gross Debt	272.27	Gross Debt	2.56
Population 1968	1,010	State Equalized Value	13,772,569	General Rate Per \$100.	Net Debt		Net Debt	
		Net Valuation on Which County Taxes		Effective Tax Rate	Debt Service		Tax Levy Collected	85.41
Moody Rating		are apportioned:	14,088,493	General Rate	Total Tax Levy	284.46	Tax Levy Cancelled, Abated	
Land Area	18.80 Sq. Miles	State Equalization Ratio	.5876	Municipal Functions	Municipal Functions	56.48	or Adjusted	3.44
1968 EXPENDITURES		1968 REVENUES		1968 PROPERTY TAX				
GENERAL GOVERNMENT		1968 Property Taxes Collected		245,404.49		Local District School Taxes		177,155.00
Governing Body & Public Boards		1968 Payments in Lieu of Taxes				Regional & Consolidated School Taxes		
Municipal Clerk		Delinquent Tax & Lien Collections		19,225.92		School Taxes in Municipal Budget		
Financial Administration		1,000.00	Business Personalty Replacement Taxes	8,575.00		County Taxes		105,630.48
Assessment of Taxes		1,200.00	Taxes from Public Utilities	18,438.18		County Library Taxes		2,801.90
Collection of Taxes		1,350.00	Other Miscellaneous Tax Revenues			Local Municipal Purpose Taxes		
Planning, Housing & Development		150.00	State Aid Revenues	6,682.00		Veteran & Senior Citizen Taxes		7,080.00
Elections			Federal Aid Revenues			Total Taxes for Rate Computation		292,667.38
General Administration (other)		5,950.00	Sale of Acquired Property			Special District Taxes		
JUDICIARY			Other Miscellaneous Revenues	2,805.79		Bank Stock Taxes		1,165.50
Municipal Courts			Total 1968 Revenues	301,131.38		Added and Omitted Taxes		561.10
PUBLIC SAFETY			Prior Years Surplus Appropriated	5,728.00		Total Taxes Levied		287,313.98
Fire Protection		1,500.00	TOTAL REVENUES	306,859.38		1968 TAXES COLLECTED		245,404.49
Police Protection		100.00	1968 REAL PROPERTY VALUATIONS - ASSESSED		1968 Taxes Cancelled, Abated or Adjusted		9,898.89	
Civil Defense & Disaster Control		200.00	Code	Class	%	Transfer To Tax Title Liens		
Environmental Inspection & Control		200.00	1	Vacant Land	4.35	Balance Outstanding Dec. 31, 1968		32,519.54
Other Public Safety			2	Residential	52.37	PRIOR YEARS TAXES OUTSTANDING		
PUBLIC WORKS			3	Farm	37.65	Balance January 1, 1968		19,686.08
Streets and Drainage		21,675.00	4a	Commercial	5.03	Collected in 1968		19,225.92
Sewers and Sewage Processing			4b	Industrial	.60	Cancelled, Abated or Adjusted (1968)		
Garbage and Trash Disposal			4c	Apartments		Transfers to Tax Title Liens		
Public Buildings and Grounds			Total Valuation 100.00		8,067,900.00	Balance December 31, 1968		460.16
Other Public Works			CAPITAL DEBT AUTHORIZED, DECEMBER 31, 1968			TAX TITLE LIENS OUTSTANDING		
HEALTH and WELFARE			ISSUED AND UNISSUED		GROSS DEBT	Balance January 1, 1968		
Health Services Except Environmental		750.00	School		275,000.00	Transfers From Taxes		
Welfare-Public Assistance			Self-liquidating			Redeemed in 1968		
Hospitals, Clinics, First Aid		100.00	Other		275,000.00	Cancelled, Abated or Adjusted (1968)		
Animal, Insect, & Rodent Control			Total			Balance December 31, 1968		
Other Welfare Services			ISSUED AND OUTSTANDING			PROPERTY ACQUIRED BY DEED OR		
RECREATION and CONSERVATION			School			FORECLOSURE		
Beaches and Boardwalks		50.00	Self-liquidating			Balance January 1, 1968		
Parks, Playgrounds, Shade Trees			Other			Transfers From Liens		
Land Reclamation & Conservation		1,000.00	Total			Sale for Cash (1968)		
Other Recreational Services			EQUALIZED VALUATION BASIS		10,740,937.00	Cancelled, Abated or Adjusted (1968)		
EDUCATION (excluding schools)			1968 CAPITAL OUTLAY			Balance December 31, 1968		
Libraries			Beaches and Boardwalks			CURRENT FINANCES DECEMBER 31, 1968		
Other Educational Services			Parks and Playgrounds			ASSETS		
STATUTORY EXPENDITURES			Public Buildings and Grounds			Cash on Hand Dec. 31, 1968		170,580.71
Pensions & F. I. C. A.		700.00	Vehicular Equipment			Taxes Receivable		32,979.70
Employee Fringe Benefits			Streets, Roads, Sidewalks, Storm Sewers			Tax Title Liens		
Other Statutory Expenditures			Sewer System			Foreclosed Property		
TOTAL MUNICIPAL FUNCTIONS		35,925.00	Water System			Emergencies & Other Deferred Charges		1,584.69
CAPITAL IMPROVEMENTS			Other Utilities			State Aid Receivable		32,114.00
DEBT SERVICE			Hospitals and Clinics			Other Receivables		
Principal Payments			Garbage and Trash Disposal Facilities			Total		237,259.10
Interest Payments			Health Equipment			LIABILITIES		
Other Debt Administration			Library and Education Facilities			Cash Liabilities		148,190.59
DEFERRED CHARGES			Conservation and Recreation			Reserves For Receivables		32,979.70
SCHOOL, COUNTY, SPECIAL DISTRICT TAXES		285,587.38	Other Expenditures			Surplus on Hand Dec. 31, 1968		56,088.81
RESERVE FOR UNCOLLECTED TAXES		21,120.00				Total		237,259.10
TOTAL EXPENDITURES		342,632.38						

11:5		HOPEWELL BORO				PER CAPITA:		PER CENT:	
Population 1960	1,528	Net Valuation Taxable	5,361,981	TAX RATE:		Gross Debt	189.23	Gross Debt	3.51
Population 1968	2,226	State Equalized Value	13,622,919	General Rate Per \$100.		Net Debt	6.36	Net Debt	.11
		Net Valuation on Which County Taxes are apportioned:	12,789,687	Effective Tax Rate		Debt Service		Tax Levy Collected	95.98
Moody Rating				General Rate		Total Tax Levy	199.10	Tax Levy Cancelled, Abated or Adjusted	
Land Area	.75 Sq. Miles	State Equalization Ratio	.3936	Municipal Functions		Municipal Functions	65.97		
1968 EXPENDITURES		1968 REVENUES				1968 PROPERTY TAX			
GENERAL GOVERNMENT		1968 Property Taxes Collected				424,275.64			
Governing Body & Public Boards		1968 Payments in Lieu of Taxes				15,252.07			
Municipal Clerk		Delinquent Tax & Lien Collections				21,871.00			
Financial Administration		Business Personalty Replacement Taxes				20,660.48			
Assessment of Taxes		Taxes from Public Utilities				12,682.00			
Collection of Taxes		Other Miscellaneous Tax Revenues				13,176.68			
Planning, Housing & Development		State Aid Revenues				507,917.87			
Elections		Federal Aid Revenues				507,917.87			
General Administration (other)		Sale of Acquired Property							
JUDICIARY		Other Miscellaneous Revenues							
Municipal Courts		Total 1968 Revenues							
PUBLIC SAFETY		Prior Years Surplus Appropriated							
Fire Protection		TOTAL REVENUES							
Police Protection		1968 REAL PROPERTY VALUATIONS - ASSESSED							
Civil Defense & Disaster Control		Code Class %							
Environmental Inspection & Control		1 Vacant Land .83				42,400.00			
Other Public Safety		2 Residential 81.20				4,159,750.00			
PUBLIC WORKS		3 Farm 1.16				59,600.00			
Streets and Drainage		4a Commercial 11.61				594,600.00			
Sewers and Sewage Processing		4b Industrial 4.79				245,500.00			
Garbage and Trash Disposal		4c Apartments .41				20,900.00			
Public Buildings and Grounds		Total Valuation 100.00				5,122,750.00			
Other Public Works		CAPITAL DEBT AUTHORIZED, DECEMBER 31, 1968							
HEALTH and WELFARE		ISSUED AND UNISSUED GROSS DEBT NET DEBT							
Health Services Except Environmental		School 370,099.27							
Welfare-Public Assistance		Self-liquidating 36,000.00				14,000.00			
Hospitals, Clinics, First Aid		Other 14,000.00				14,000.00			
Animal, Insect, & Rodent Control		Total 420,099.27							
Other Welfare Services		ISSUED AND OUTSTANDING							
RECREATION and CONSERVATION		School 370,099.27							
Beaches and Boardwalks		Self-liquidating 14,000.00				384,099.27			
Parks, Playgrounds, Shade Trees		Other							
Land Reclamation & Conservation		EQUALIZED VALUATION BASIS				11,956,915.00			
Other Recreational Services		1968 CAPITAL OUTLAY				22,505.30			
EDUCATION (excluding schools)		Beaches and Boardwalks							
Libraries		Parks and Playgrounds							
Other Educational Services		Public Buildings and Grounds				6,424.00			
STATUTORY EXPENDITURES		Vehicular Equipment				267.50			
Pensions & F. I. C. A.		Streets, Roads, Sidewalks, Storm Sewers							
Employee Fringe Benefits		Sewer System				15,813.80			
Other Statutory Expenditures		Water System							
TOTAL MUNICIPAL FUNCTIONS		Other Utilities							
CAPITAL IMPROVEMENTS		Hospitals and Clinics							
DEBT SERVICE		Garbage and Trash Disposal Facilities							
Principal Payments		Health Equipment							
Interest Payments		Library and Education Facilities							
Other Debt Administration		Conservation and Recreation							
DEFERRED CHARGES		Other Expenditures							
SCHOOL, COUNTY, SPECIAL DISTRICT TAXES									
RESERVE FOR UNCOLLECTED TAXES									
TOTAL EXPENDITURES									

0607

Population 1960 3,586
Population 1968 4,370

Moody Rating
Land Area 31.40 Sq. Miles

Net Valuation Taxable 7,070,144
State Equalized Value 21,794,525
Net Valuation on Which County Taxes
are apportioned: 18,822,566
State Equalization Ratio .3244

HOPEWELL TWP

TAX RATE:
General Rate Per \$100. 7.59
Effective Tax Rate
General Rate 2.46
Municipal Functions .60

PER CAPITA:

Gross Debt 132.72
Net Debt 5.38
Debt Service
Total Tax Levy 122.50
Municipal Functions 30.23

PER CENT:

Gross Debt 3.12
Net Debt .12
Tax Levy Collected 91.76
Tax Levy Cancelled, Abated
or Adjusted .53

1968 EXPENDITURES		1968 REVENUES		1968 PROPERTY TAX	
GENERAL GOVERNMENT		1968 Property Taxes Collected	491,223.85	Local District School Taxes	357,842.54
Governing Body & Public Boards		1968 Payments in Lieu of Taxes		Regional & Consolidated School Taxes	
Municipal Clerk		Delinquent Tax & Lien Collections	36,112.50	School Taxes in Municipal Budget	161,711.06
Financial Administration	2,450.00	Business Personalty Replacement Taxes	14,456.00	County Taxes	
Assessment of Taxes	3,250.00	Taxes from Public Utilities	44,242.64	County Library Taxes	
Collection of Taxes	3,400.00	Other Miscellaneous Tax Revenues		Local Municipal Purpose Taxes	
Planning, Housing & Development	1,900.00	State Aid Revenues	20,489.00	Veteran & Senior Citizen Taxes	16,460.00
Elections		Federal Aid Revenues		Total Taxes for Rate Computation	536,013.60
General Administration (other)	12,255.00	Sale of Acquired Property		Special District Taxes	
JUDICIARY		Other Miscellaneous Revenues	2,450.07	Bank Stock Taxes	724.91
Municipal Courts	1,050.00	Total 1968 Revenues	608,974.06	Added and Omitted Taxes	15,053.95
PUBLIC SAFETY		Prior Years Surplus Appropriated	23,500.00	Total Taxes Levied	535,332.46
Fire Protection	3,080.00	TOTAL REVENUES	632,474.06	1968 TAXES COLLECTED	491,223.85
Police Protection	215.00			1968 Taxes Cancelled, Abated or Adjusted	2,885.21
Civil Defense & Disaster Control	100.00			Transfer To Tax Title Liens	2,393.34
Environmental Inspection & Control	650.00			Balance Outstanding Dec. 31, 1968	38,830.06
Other Public Safety					
PUBLIC WORKS		1968 REAL PROPERTY VALUATIONS - ASSESSED			
Streets and Drainage	31,780.00	Code Class %			
Sewers and Sewage Processing		1 Vacant Land 3.30	228,650.00	PRIOR YEARS TAXES OUTSTANDING	
Garbage and Trash Disposal		2 Residential 60.03	4,155,250.00	Balance January 1, 1968	38,453.71
Public Buildings and Grounds	3,580.00	3 Farm 29.10	2,014,400.00	Collected in 1968	31,651.46
Other Public Works		4a Commercial 3.99	276,300.00	Cancelled, Abated or Adjusted (1968)	723.97
HEALTH and WELFARE		4b Industrial 3.58	247,900.00	Transfers to Tax Title Liens	834.40
Health Services Except Environmental	2,550.00	4c Apartments		Balance December 31, 1968	5,243.88
Welfare-Public Assistance	1,350.00	Total Valuation 100.00	6,922,500.00		
Hospitals, Clinics, First Aid				TAX TITLE LIENS OUTSTANDING	
Animal, Insect, & Rodent Control	275.00			Balance January 1, 1968	7,191.11
Other Welfare Services				Transfers From Taxes	3,289.80
RECREATION and CONSERVATION				Redeemed in 1968	4,461.04
Beaches and Boardwalks				Cancelled, Abated or Adjusted (1968)	
Parks, Playgrounds, Shade Trees				Balance December 31, 1968	6,019.87
Land Reclamation & Conservation				PROPERTY ACQUIRED BY DEED OR FORECLOSURE	
Other Recreational Services	1,000.00			Balance January 1, 1968	1,350.00
EDUCATION (excluding schools)				Transfers From Liens	
Libraries				Sale for Cash (1968)	
Other Educational Services				Cancelled, Abated or Adjusted (1968)	
STATUTORY EXPENDITURES				Balance December 31, 1968	1,350.00
Pensions & F. I. C. A.	1,100.00	EQUALIZED VALUATION BASIS	18,548,716.33	CURRENT FINANCES DECEMBER 31, 1968	
Employee Fringe Benefits		1968 CAPITAL OUTLAY	893.30	ASSETS	
Other Statutory Expenditures		Beaches and Boardwalks		Cash on Hand Dec. 31, 1968	224,667.47
TOTAL MUNICIPAL FUNCTIONS	69,985.00	Parks and Playgrounds		Taxes Receivable	44,073.94
CAPITAL IMPROVEMENTS	8,000.00	Public Buildings and Grounds		Tax Title Liens	6,019.87
DEBT SERVICE		Vehicular Equipment		Foreclosed Property	1,350.00
Principal Payments		Streets, Roads, Sidewalks, Storm Sewers	893.30	Emergencies & Other Deferred Charges	
Interest Payments		Sewer System		State Aid Receivable	8,238.63
Other Debt Administration		Water System		Other Receivables	174.10
DEFERRED CHARGES	2,836.79	Other Utilities		Total	284,524.01
SCHOOL, COUNTY, SPECIAL DISTRICT TAXES	519,553.60	Hospitals and Clinics		LIABILITIES	
RESERVE FOR UNCOLLECTED TAXES	51,300.00	Garbage and Trash Disposal Facilities		Cash Liabilities	15,564.88
TOTAL EXPENDITURES	651,675.39	Health Equipment		Reserves For Receivables	51,617.91
		Library and Education Facilities		Surplus on Hand Dec. 31, 1968	217,341.22
		Conservation and Recreation		Total	284,524.01
		Other Expenditures			

1106
Population 1960 7,818
Population 1968 10,290

Moody Rating
Land Area 58.00 Sq. Miles

Net Valuation Taxable 32,318,450
State Equalized Value 85,999,068
Net Valuation on Which County Taxes
are apportioned: 82,779,859
State Equalization Ratio .3758

HOPEWELL TWP

TAX RATE:
General Rate Per \$100. 7.58
Effective Tax Rate
General Rate 2.84
Municipal Functions .84

PER CAPITA:
Gross Debt 243.40
Net Debt 11.66
Debt Service
Total Tax Levy 234.29
Municipal Functions 70.74

PER CENT:
Gross Debt 3.25
Net Debt .15
Tax Levy Collected 94.92
Tax Levy Cancelled, Abated
or Adjusted .04

1968 EXPENDITURES		1968 REVENUES		1968 PROPERTY TAX	
GENERAL GOVERNMENT		1968 Property Taxes Collected 2,288,520.94		Local District School Taxes	
Governing Body & Public Boards		1968 Payments in Lieu of Taxes		Regional & Consolidated School Taxes	1,505,174.60
Municipal Clerk		Delinquent Tax & Lien Collections	105,753.04	School Taxes in Municipal Budget	
Financial Administration	4,150.00	Business Personalty Replacement Taxes	135,722.00	County Taxes	701,119.56
Assessment of Taxes	14,400.00	Taxes from Public Utilities	176,906.32	County Library Taxes	23,282.31
Collection of Taxes	9,850.00	Other Miscellaneous Tax Revenues		Local Municipal Purpose Taxes	167,013.46
Planning, Housing & Development	21,200.00	State Aid Revenues	44,723.01	Veteran & Senior Citizen Taxes	53,430.00
Elections	800.00	Federal Aid Revenues		Total Taxes for Rate Computation	2,450,019.93
General Administration (other)	64,500.00	Sale of Acquired Property		Special District Taxes	
JUDICIARY		Other Miscellaneous Revenues	58,229.26	Bank Stock Taxes	1,007.20
Municipal Courts	6,000.00	Total 1968 Revenues	2,809,854.57	Added and Omitted Taxes	13,254.93
PUBLIC SAFETY		Prior Years Surplus Appropriated	78,000.00	Total Taxes Levied	2,410,852.06
Fire Protection	14,542.00	TOTAL REVENUES	2,887,854.57	1968 TAXES COLLECTED	2,288,520.94
Police Protection	30,700.00			1968 Taxes Cancelled, Abated or Adjusted	977.49
Civil Defense & Disaster Control	1,000.00			Transfer To Tax Title Liens	3,520.18
Environmental Inspection & Control	7,300.00			Balance Outstanding Dec. 31, 1968	118,233.45
Other Public Safety					
PUBLIC WORKS		1968 REAL PROPERTY VALUATIONS - ASSESSED			
Streets and Drainage	263,358.00	Code	Class	%	
Sewers and Sewage Processing	8,000.00	1	Vacant Land	3.04	964,650.00
Garbage and Trash Disposal	3,500.00	2	Residential	64.45	20,481,450.00
Public Buildings and Grounds	17,500.00	3	Farm	17.35	5,513,550.00
Other Public Works		4a	Commercial	3.21	1,020,950.00
HEALTH and WELFARE		4b	Industrial	11.64	3,699,650.00
Health Services Except Environmental	7,100.00	4c	Apartments	.31	97,400.00
Welfare-Public Assistance	7,000.00		Total Valuation	100.00	31,777,650.00
Hospitals, Clinics, First Aid					
Animal, Insect, & Rodent Control		CAPITAL DEBT AUTHORIZED, DECEMBER 31, 1968			
Other Welfare Services		ISSUED AND UNISSUED	GROSS DEBT	NET DEBT	
RECREATION and CONSERVATION		School	2,384,663.82		
Beaches and Boardwalks		Self-liquidating			
Parks, Playgrounds, Shade Trees		Other	120,000.00	120,000.00	
Land Reclamation & Conservation		Total	2,504,663.82	120,000.00	
Other Recreational Services	1,200.00	ISSUED AND OUTSTANDING			
EDUCATION (excluding schools)		School		2,384,663.82	
Libraries	1,000.00	Self-liquidating			
Other Educational Services		Other			
STATUTORY EXPENDITURES		Total		2,384,663.82	
Pensions & F. I. C. A.	10,000.00	EQUALIZED VALUATION BASIS		77,042,096.33	
Employee Fringe Benefits	6,000.00	1968 CAPITAL OUTLAY		61,769.97	
Other Statutory Expenditures		Beaches and Boardwalks			
TOTAL MUNICIPAL FUNCTIONS	499,100.00	Parks and Playgrounds			
CAPITAL IMPROVEMENTS	55,400.00	Public Buildings and Grounds		10,445.60	
DEBT SERVICE		Vehicular Equipment		51,277.65	
Principal Payments		Streets, Roads, Sidewalks, Storm Sewers			
Interest Payments		Sewer System			
Other Debt Administration		Water System			
DEFERRED CHARGES		Other Utilities			
SCHOOL, COUNTY, SPECIAL DISTRICT TAXES	2,229,576.47	Hospitals and Clinics			
RESERVE FOR UNCOLLECTED TAXES	173,441.66	Garbage and Trash Disposal Facilities			
TOTAL EXPENDITURES	2,957,518.13	Health Equipment			
		Library and Education Facilities			
		Conservation and Recreation			
		Other Expenditures	46.72		

1319		HOWELL TWP		PER CAPITA:		PER CENT:		
Population 1960	11,153	Net Valuation Taxable	82,504,250	TAX RATE:	Gross Debt	458.85	Gross Debt	8.76
Population 1968	17,400	State Equalized Value	110,211,394	General Rate Per \$100.	Net Debt	64.35	Net Debt	1.22
		Net Valuation on Which County Taxes		Effective Tax Rate	Debt Service		Tax Levy Collected	93.38
Moody Rating		are apportioned:	98,307,968	General Rate	Total Tax Levy	207.39	Tax Levy Cancelled, Abated	
Land Area	63.20 Sq. Miles	State Equalization Ratio	.7486	Municipal Functions	Municipal Functions	58.56	or Adjusted	.31
1968 EXPENDITURES		1968 REVENUES		1968 PROPERTY TAX				
GENERAL GOVERNMENT		1968 Property Taxes Collected		Local District School Taxes		1,825,418.00		
Governing Body & Public Boards		1968 Payments In Lieu of Taxes		Regional & Consolidated School Taxes		991,670.72		
Municipal Clerk		Delinquent Tax & Lien Collections		School Taxes in Municipal Budget		577,046.91		
Financial Administration		Business Personality Replacement Taxes		County Taxes		20,791.18		
Assessment of Taxes		Taxes from Public Utilities		County Library Taxes		102,180.00		
Collection of Taxes		Other Miscellaneous Tax Revenues		Local Municipal Purpose Taxes		3,517,106.81		
Planning, Housing & Development		State Aid Revenues		Veteran & Senior Citizen Taxes		106,747.53		
Elections		Federal Aid Revenues		Total Taxes for Rate Computation		1,146.35		
General Administration (other)		Sale of Acquired Property		Special District Taxes		85,871.38		
JUDICIARY		Other Miscellaneous Revenues		Bank Stock Taxes		3,608,692.07		
Municipal Courts		Total 1968 Revenues		Added and Omitted Taxes		3,370,133.79		
PUBLIC SAFETY		Prior Years Surplus Appropriated		Total Taxes Levied		11,457.68		
Fire Protection		TOTAL REVENUES		1968 TAXES COLLECTED		11,694.70		
Police Protection				1968 Taxes Cancelled, Abated or Adjusted		215,405.90		
Civil Defense & Disaster Control				Transfer To Tax Title Liens				
Environmental Inspection & Control				Balance Outstanding Dec. 31, 1968				
Other Public Safety				PRIOR YEARS TAXES OUTSTANDING				
PUBLIC WORKS		1968 REAL PROPERTY VALUATIONS - ASSESSED		Balance January 1, 1968		156,295.38		
Streets and Drainage		Code Class %		Collected in 1968		124,679.48		
Sewers and Sewage Processing		1 Vacant Land 4.65		Cancelled, Abated or Adjusted (1968)		135.77		
Garbage and Trash Disposal		2 Residential 40.70		Transfers to Tax Title Liens		5,595.79		
Public Buildings and Grounds		3 Farm 4.41		Balance December 31, 1968		25,884.34		
Other Public Works		4a Commercial 2.80		TAX TITLE LIENS OUTSTANDING				
HEALTH and WELFARE		4b Industrial 47.43		Balance January 1, 1968		114,146.81		
Health Services Except Environmental		4c Apartments		Transfers From Taxes		18,253.60		
Welfare-Public Assistance		Total Valuation 99.99		Redeemed in 1968		10,284.94		
Hospitals, Clinics, First Aid		CAPITAL DEBT AUTHORIZED, DECEMBER 31, 1968		Cancelled, Abated or Adjusted (1968)		122,115.47		
Animal, Insect, & Rodent Control		ISSUED AND UNISSUED		Balance December 31, 1968				
Other Welfare Services		School		PROPERTY ACQUIRED BY DEED OR FORECLOSURE				
RECREATION and CONSERVATION		Self-liquidating		Balance January 1, 1968		1,729,635.45		
Beaches and Boardwalks		Other		Transfers From Liens		241,290.24		
Parks, Playgrounds, Shade Trees		Total		Sale for Cash (1968)		122,115.47		
Land Reclamation & Conservation		ISSUED AND OUTSTANDING		Cancelled, Abated or Adjusted (1968)		44,000.00		
Other Recreational Services		School		Balance December 31, 1968		62,705.00		
EDUCATION (excluding schools)		Self-liquidating		PROPERTY ACQUIRED BY DEED OR FORECLOSURE		108,323.82		
Libraries		Other		Balance January 1, 1968		2,308,069.98		
Other Educational Services		Total		Transfers From Liens		1,364,588.08		
STATUTORY EXPENDITURES		EQUALIZED VALUATION BASIS		Sale for Cash (1968)		471,729.53		
Pensions & F. I. C. A.		1968 CAPITAL OUTLAY		Cancelled, Abated or Adjusted (1968)		471,752.37		
Employee Fringe Benefits		Beaches and Boardwalks		Balance December 31, 1968		2,308,069.98		
Other Statutory Expenditures		Parks and Playgrounds		CURRENT FINANCES DECEMBER 31, 1968				
TOTAL MUNICIPAL FUNCTIONS		Public Buildings and Grounds		ASSETS				
CAPITAL IMPROVEMENTS		Vehicular Equipment		Cash on Hand Dec. 31, 1968		1,729,635.45		
DEBT SERVICE		Streets, Roads, Sidewalks, Storm Sewers		Taxes Receivable		241,290.24		
Principal Payments		Sewer System		Tax Title Liens		122,115.47		
Interest Payments		Water System		Foreclosed Property				
Other Debt Administration		Other Utilities		Emergencies & Other Deferred Charges		44,000.00		
DEFERRED CHARGES		Hospitals and Clinics		State Aid Receivable		62,705.00		
SCHOOL, COUNTY, SPECIAL DISTRICT TAXES		Garbage and Trash Disposal Facilities		Other Receivables		108,323.82		
RESERVE FOR UNCOLLECTED TAXES		Health Equipment		Total		2,308,069.98		
		Library and Education Facilities		LIABILITIES				
		Conservation and Recreation		Cash Liabilities		1,364,588.08		
TOTAL EXPENDITURES		Other Expenditures		Reserves For Receivables		471,729.53		
				Surplus on Hand Dec. 31, 1968		471,752.37		
				Total		2,308,069.98		

2112		INDEPENDENCE TWP			PER CAPITA:	PER CENT:
Population 1960	1,509	Net Valuation Taxable	10,680,329	TAX RATE:	Gross Debt 229.94	Gross Debt 3.29
Population 1968	1,970	State Equalized Value	15,501,203	General Rate Per \$100. 4.40	Net Debt 20.83	Net Debt .29
		Net Valuation on Which County Taxes are apportioned:	15,511,940	Effective Tax Rate	Debt Service 3.04	Tax Levy Collected 86.46
Moody Rating		State Equalization Ratio	.6890	General Rate 3.03	Total Tax Levy 235.67	Tax Levy Cancelled, Abated or Adjusted 1.29
Land Area 19.10 Sq. Miles				Municipal Functions .99	Municipal Functions 78.46	
1968 EXPENDITURES		1968 REVENUES		1968 PROPERTY TAX		
GENERAL GOVERNMENT		1968 Property Taxes Collected		Local District School Taxes		
Governing Body & Public Boards		1968 Payments in Lieu of Taxes		Regional & Consolidated School Taxes		
Municipal Clerk		Delinquent Tax & Lien Collections		School Taxes in Municipal Budget		
Financial Administration		Business Personalty Replacement Taxes		County Taxes		
Assessment of Taxes		Taxes from Public Utilities		County Library Taxes		
Collection of Taxes		Other Miscellaneous Tax Revenues		Local Municipal Purpose Taxes		
Planning, Housing & Development		State Aid Revenues		Veteran & Senior Citizen Taxes		
Elections		Federal Aid Revenues		Total Taxes for Rate Computation		
General Administration (other)		Sale of Acquired Property		Special District Taxes		
JUDICIARY		Other Miscellaneous Revenues		Bank Stock Taxes		
Municipal Courts		Total 1968 Revenues		Added and Omitted Taxes		
PUBLIC SAFETY		Prior Years Surplus Appropriated		Total Taxes Levied		
Fire Protection		TOTAL REVENUES		1968 TAXES COLLECTED		
Police Protection		1968 REAL PROPERTY VALUATIONS - ASSESSED		1968 Taxes Cancelled, Abated or Adjusted		
Civil Defense & Disaster Control		Code Class %		Transfer To Tax Title Liens		
Environmental Inspection & Control		1 Vacant Land 17.24		Balance Outstanding Dec. 31, 1968		
Other Public Safety		2 Residential 62.73		PRIOR YEARS TAXES OUTSTANDING		
PUBLIC WORKS		3 Farm 15.88		Balance January 1, 1968		
Streets and Drainage		4a Commercial 7.25		Collected in 1968		
Sewers and Sewage Processing		4b Industrial 2.68		Cancelled, Abated or Adjusted (1968)		
Garbage and Trash Disposal		4c Apartments 1.23		Transfers to Tax Title Liens		
Public Buildings and Grounds		Total Valuation 100.01		Balance December 31, 1968		
Other Public Works		CAPITAL DEBT AUTHORIZED, DECEMBER 31, 1968		TAX TITLE LIENS OUTSTANDING		
HEALTH and WELFARE		ISSUED AND UNISSUED		Balance January 1, 1968		
Health Services Except Environmental		GROSS DEBT 433,000.00		Transfers From Taxes		
Welfare-Public Assistance		NET DEBT 21,036.07		Redeemed in 1968		
Hospitals, Clinics, First Aid		20,000.00		Cancelled, Abated or Adjusted (1968)		
Animal, Insect, & Rodent Control		453,000.00		Balance December 31, 1968		
Other Welfare Services		ISSUED AND OUTSTANDING		PROPERTY ACQUIRED BY DEED OR FORECLOSURE		
RECREATION and CONSERVATION		School		Balance January 1, 1968		
Beaches and Boardwalks		Self-liquidating		Transfers From Liens		
Parks, Playgrounds, Shade Trees		Other		Sale for Cash (1968)		
Land Reclamation & Conservation		Total		Cancelled, Abated or Adjusted (1968)		
Other Recreational Services		EQUALIZED VALUATION BASIS		Balance December 31, 1968		
EDUCATION (excluding schools)		1968 CAPITAL OUTLAY		CURRENT FINANCES DECEMBER 31, 1968		
Libraries		Beaches and Boardwalks		ASSETS		
Other Educational Services		Parks and Playgrounds		Cash on Hand Dec. 31, 1968		
STATUTORY EXPENDITURES		Public Buildings and Grounds		Taxes Receivable		
Pensions & F. I. C. A.		Vehicular Equipment		Tax Title Liens		
Employee Fringe Benefits		Streets, Roads, Sidewalks, Storm Sewers		Foreclosed Property		
Other Statutory Expenditures		Sewer System		Emergencies & Other Deferred Charges		
TOTAL MUNICIPAL FUNCTIONS		Water System		State Aid Receivable		
CAPITAL IMPROVEMENTS		Other Utilities		Other Receivables		
DEBT SERVICE		Hospitals and Clinics		Total		
Principal Payments		Garbage and Trash Disposal Facilities		LIABILITIES		
Interest Payments		Health Equipment		Cash Liabilities		
Other Debt Administration		Library and Education Facilities		Reserves For Receivables		
DEFERRED CHARGES		Conservation and Recreation		Surplus on Hand Dec. 31, 1968		
SCHOOL, COUNTY, SPECIAL DISTRICT TAXES		Other Expenditures		Total		
RESERVE FOR UNCOLLECTED TAXES						
TOTAL EXPENDITURES						

1320
Population 1960 1,168
Population 1968 1,250

Moody Rating
Land Area .30 Sq. Miles

Net Valuation Taxable 9,606,368
State Equalized Value 11,259,221
Net Valuation on Which County Taxes
are apportioned: 10,851,595
State Equalization Ratio .8532

INTERLAKEN BORO

TAX RATE:
General Rate Per \$100. 3.25
Effective Tax Rate
General Rate 2.77
Municipal Functions 1.28

PER CAPITA:
Gross Debt 13.06
Net Debt 13.06
Debt Service 5.35
Total Tax Levy 242.17
Municipal Functions 115.52

PER CENT:
Gross Debt .15
Net Debt .15
Tax Levy Collected 98.22
Tax Levy Cancelled, Abated
or Adjusted .01

1968 EXPENDITURES	1968 REVENUES	1968 PROPERTY TAX
GENERAL GOVERNMENT	1968 Property Taxes Collected 297,353.87	Local District School Taxes 127,137.00
Governing Body & Public Boards	1968 Payments in Lieu of Taxes 1,298.72	Regional & Consolidated School Taxes
Municipal Clerk 2,000.00	Delinquent Tax & Lien Collections 4,307.77	School Taxes in Municipal Budget
Financial Administration 1,247.61	Business Personalty Replacement Taxes 14.00	County Taxes 63,841.36
Assessment of Taxes 1,247.61	Taxes from Public Utilities 18,609.14	County Library Taxes 2,300.18
Collection of Taxes 2,861.14	Other Miscellaneous Tax Revenues	Local Municipal Purpose Taxes 109,195.69
Planning, Housing & Development 50.00	State Aid Revenues 2,748.00	Veteran & Senior Citizen Taxes 8,900.00
Elections 481.57	Federal Aid Revenues	Total Taxes for Rate Computation 311,374.23
General Administration (other) 13,617.20	Sale of Acquired Property	Special District Taxes
JUDICIARY	Other Miscellaneous Revenues 1,731.38	Bank Stock Taxes
Municipal Courts 950.00	Total 1968 Revenues 326,062.88	Added and Omitted Taxes 243.15
PUBLIC SAFETY	Prior Years Surplus Appropriated 9,000.00	Total Taxes Levied 302,717.38
Fire Protection 4,253.21	TOTAL REVENUES 335,062.88	1968 TAXES COLLECTED 297,353.87
Police Protection 33,400.00		1968 Taxes Cancelled, Abated or Adjusted 50.00
Civil Defense & Disaster Control 100.00		Transfer To Tax Title Liens
Environmental Inspection & Control 500.00		Balance Outstanding Dec. 31, 1968 5,378.78
Other Public Safety		
PUBLIC WORKS	1968 REAL PROPERTY VALUATIONS - ASSESSED	
Streets and Drainage 16,316.00	Code Class %	
Sewers and Sewage Processing 7,506.87	1 Vacant Land 4.19	
Garbage and Trash Disposal 14,083.33	2 Residential 67.54	
Public Buildings and Grounds 4,500.00	3 Farm 17.54	
Other Public Works	4a Commercial 8.27	
	4b Industrial 2.46	
	4c Apartments	
	Total Valuation 100.00.	
HEALTH and WELFARE		
Health Services Except Environmental 481.00		
Welfare-Public Assistance 250.00		
Hospitals, Clinics, First Aid		
Animal, Insect, & Rodent Control		
Other Welfare Services		
RECREATION and CONSERVATION		
Beaches and Boardwalks		
Parks, Playgrounds, Shade Trees 12,400.00		
Land Reclamation & Conservation		
Other Recreational Services		
EDUCATION (excluding schools)		
Libraries 800.00		
Other Educational Services		
STATUTORY EXPENDITURES		
Pensions & F. I. C. A. 9,608.88		
Employee Fringe Benefits 1,300.00		
Other Statutory Expenditures		
TOTAL MUNICIPAL FUNCTIONS 126,706.81		
CAPITAL IMPROVEMENTS		
DEBT SERVICE		
Principal Payments 6,000.00		
Interest Payments 692.50		
Other Debt Administration		
DEFERRED CHARGES 1,325.00		
SCHOOL, COUNTY, SPECIAL DISTRICT TAXES 193,278.54		
RESERVE FOR UNCOLLECTED TAXES 9,678.38		
TOTAL EXPENDITURES 337,681.23		

0709
Population 1960 59,379
Population 1968 64,100

Moody Rating A
Land Area 2.80 Sq. Miles

Net Valuation Taxable 259,256,447
State Equalized Value 320,981,115
Net Valuation on Which County Taxes
are apportioned: 327,488,129
State Equalization Ratio .8077

IRVINGTON TOWN
TAX RATE:
General Rate Per \$100. 5.34
Effective Tax Rate
General Rate 4.31
Municipal Functions 3.05

PER CAPITA:
Gross Debt 102.87
Net Debt 41.95
Debt Service 11.50
Total Tax Levy 213.29
Municipal Functions 152.85

PER CENT:
Gross Debt 2.15
Net Debt .87
Tax Levy Collected 96.89
Tax Levy Cancelled, Abated
or Adjusted 1.18

1968 EXPENDITURES		1968 REVENUES			1968 PROPERTY TAX	
GENERAL GOVERNMENT						
Governing Body & Public Boards	46,140.00	1968 Property Taxes Collected		13,247,211.98	Local District School Taxes	4,422,553.50
Municipal Clerk	32,472.00	1968 Payments in Lieu of Taxes		84,870.39	Regional & Consolidated School Taxes	
Financial Administration	140,179.00	Delinquent Tax & Lien Collections		357,714.74	School Taxes in Municipal Budget	364,195.00
Assessment of Taxes	31,582.00	Business Personalty Replacement Taxes		442,596.00	County Taxes	3,742,521.59
Collection of Taxes	62,947.00	Taxes from Public Utilities		585,712.53	County Library Taxes	
Planning, Housing & Development	7,900.00	Other Miscellaneous Tax Revenues			Local Municipal Purpose Taxes	5,065,437.85
Elections	21,700.00	State Aid Revenues		248,642.48	Veteran & Senior Citizen Taxes	233,580.00
General Administration (other)	229,263.00	Federal Aid Revenues			Total Taxes for Rate Computation	13,828,287.94
JUDICIARY		Sale of Acquired Property			Special District Taxes	
Municipal Courts	48,280.00	Other Miscellaneous Revenues		2,783,682.12	Bank Stock Taxes	25,826.85
PUBLIC SAFETY		Total 1968 Revenues		17,750,430.24	Added and Omitted Taxes	51,659.16
Fire Protection	1,381,472.00	Prior Years Surplus Appropriated		675,000.00	Total Taxes Levied	13,672,193.95
Police Protection	1,185,310.60	TOTAL REVENUES		18,425,430.24	1968 TAXES COLLECTED	13,247,211.98
Civil Defense & Disaster Control	16,000.00				1968 Taxes Cancelled, Abated or Adjusted	162,692.90
Environmental Inspection & Control	77,299.00	1968 REAL PROPERTY VALUATIONS - ASSESSED			Transfer To Tax Title Liens	53,055.36
Other Public Safety	46,301.00				Balance Outstanding Dec. 31, 1968	231,851.74
PUBLIC WORKS		Code	Class	%		
Streets and Drainage	834,404.00	1	Vacant Land	.96	2,412,900.00	
Sewers and Sewage Processing	45,200.00	2	Residential	58.03	145,281,800.00	
Garbage and Trash Disposal	244,806.00	3	Farm			
Public Buildings and Grounds	290,436.00	4a	Commercial	15.74	39,411,300.00	
Other Public Works		4b	Industrial	7.93	19,848,400.00	
		4c	Apartments	17.33	43,396,100.00	
		Total Valuation		99.99	250,350,500.00	
HEALTH and WELFARE		CAPITAL DEBT AUTHORIZED, DECEMBER 31, 1968				
Health Services Except Environmental	106,636.50	ISSUED AND UNISSUED		GROSS DEBT	NET DEBT	
Welfare-Public Assistance	69,050.00	School		3,905,000.00		
Hospitals, Clinics, First Aid	2,071,267.00	Self-liquidating				
Animal, Insect, & Rodent Control	6,000.00	Other		2,689,000.00	2,689,000.00	
Other Welfare Services	550.00	Total		6,594,000.00	2,689,000.00	
RECREATION and CONSERVATION		ISSUED AND OUTSTANDING				
Beaches and Boardwalks		School			3,905,000.00	
Parks, Playgrounds, Shade Trees	64,300.00	Self-liquidating				
Land Reclamation & Conservation		Other			2,622,000.00	
Other Recreational Services	7,500.00	Total			6,527,000.00	
EDUCATION (excluding schools)		EQUALIZED VALUATION BASIS			305,915,001.67	
Libraries	244,000.00	1968 CAPITAL OUTLAY				
Other Educational Services		Beaches and Boardwalks				
STATUTORY EXPENDITURES		Parks and Playgrounds				
Pensions & F. I. C. A.	765,309.43	Public Buildings and Grounds				
Employee Fringe Benefits	169,000.00	Vehicular Equipment				
Other Statutory Expenditures		Streets, Roads, Sidewalks, Storm Sewers				
TOTAL MUNICIPAL FUNCTIONS	8,245,244.53	Sewer System				
CAPITAL IMPROVEMENTS	100,000.00	Water System				
DEBT SERVICE		Other Utilities				
Principal Payments	515,000.00	Hospitals and Clinics				
Interest Payments	222,475.50	Garbage and Trash Disposal Facilities				
Other Debt Administration		Health Equipment				
DEFERRED CHARGES	33,741.00	Library and Education Facilities				
SCHOOL, COUNTY, SPECIAL DISTRICT TAXES	8,529,270.09	Conservation and Recreation				
RESERVE FOR UNCOLLECTED TAXES	681,321.75	Other Expenditures				
TOTAL EXPENDITURES	18,327,052.87					

1510
Population 1960 1,150
Population 1968 1,200

Moody Rating
Land Area .63 Sq. Miles

Net Valuation Taxable 7,366,858
State Equalized Value 8,051,210
Net Valuation on Which County Taxes
are apportioned: 7,980,727
State Equalization Ratio .9150

ISLAND HEIGHTS BORO

TAX RATE:
General Rate Per \$100. 4.89
Effective Tax Rate
General Rate 4.47
Municipal Functions 1.68

PER CAPITA:
Gross Debt 361.38
Net Debt
Debt Service 2.78
Total Tax Levy 290.80
Municipal Functions 113.29

PER CENT:
Gross Debt 5.47
Net Debt
Tax Levy Collected 90.61
Tax Levy Cancelled, Abated
or Adjusted

1968 EXPENDITURES	1968 REVENUES	1968 PROPERTY TAX
GENERAL GOVERNMENT	1968 Property Taxes Collected 316,210.99	Local District School Taxes 91,286.00
Governing Body & Public Boards	1968 Payments in Lieu of Taxes	Regional & Consolidated School Taxes 132,864.90
Municipal Clerk	Delinquent Tax & Lien Collections 40,275.40	School Taxes in Municipal Budget
Financial Administration 1,200.00	Business Personalty Replacement Taxes 1,601.00	County Taxes 40,955.76
Assessment of Taxes 1,624.81	Taxes from Public Utilities 15,728.64	County Library Taxes 1,674.15
Collection of Taxes 2,951.73	Other Miscellaneous Tax Revenues	Local Municipal Purpose Taxes 81,464.04
Planning, Housing & Development 2,680.00	State Aid Revenues 2,463.25	Veteran & Senior Citizen Taxes 11,830.00
Elections 601.76	Federal Aid Revenues	Total Taxes for Rate Computation 360,074.85
General Administration (other) 17,716.59	Sale of Acquired Property 3,100.00	Special District Taxes
JUDICIARY	Other Miscellaneous Revenues 10,368.32	Bank Stock Taxes 135.96
Municipal Courts 1,401.93	Total 1968 Revenues 389,747.60	Added and Omitted Taxes 590.09
PUBLIC SAFETY	Prior Years Surplus Appropriated 8,000.00	Total Taxes Levied 348,970.90
Fire Protection 2,300.00	TOTAL REVENUES 397,747.60	1968 TAXES COLLECTED 316,210.99
Police Protection 16,732.50		1968 Taxes Cancelled, Abated or Adjusted
Civil Defense & Disaster Control		Transfer To Tax Title Liens
Environmental Inspection & Control		Balance Outstanding Dec. 31, 1968 32,759.91
Other Public Safety 910.85		
PUBLIC WORKS	1968 REAL PROPERTY VALUATIONS - ASSESSED	
Streets and Drainage 14,371.38	Code Class %	
Sewers and Sewage Processing	1 Vacant Land 4.12	
Garbage and Trash Disposal 8,840.30	2 Residential 86.40	
Public Buildings and Grounds 3,482.85	3 Farm	
Other Public Works	4a Commercial 9.49	
HEALTH and WELFARE	4b Industrial	
Health Services Except Environmental 235.00	4c Apartments	
Welfare-Public Assistance 587.50	Total Valuation 100.01	
Hospitals, Clinics, First Aid 283.00		
Animal, Insect, & Rodent Control 1,067.50		
Other Welfare Services		
RECREATION and CONSERVATION	CAPITAL DEBT AUTHORIZED, DECEMBER 31, 1968	
Beaches and Boardwalks 2,735.00	ISSUED AND UNISSUED GROSS DEBT NET DEBT	
Parks, Playgrounds, Shade Trees 1,999.90	School 247,160.34	
Land Reclamation & Conservation	Self-liquidating 186,500.00	
Other Recreational Services 1,705.40	Other	
EDUCATION (excluding schools)	Total 433,660.34	
Libraries 2,465.00		
Other Educational Services		
STATUTORY EXPENDITURES	ISSUED AND OUTSTANDING	
Pensions & F. I. C. A. 4,020.00	School	
Employee Fringe Benefits 750.00	Self-liquidating	
Other Statutory Expenditures	Other	
	Total	
TOTAL MUNICIPAL FUNCTIONS 90,663.00	EQUALIZED VALUATION BASIS 7,924,663.33	
CAPITAL IMPROVEMENTS	1968 CAPITAL OUTLAY 15,960.14	
DEBT SERVICE	Beaches and Boardwalks	
Principal Payments 3,200.00	Parks and Playgrounds	
Interest Payments 144.00	Public Buildings and Grounds	
Other Debt Administration	Vehicular Equipment	
DEFERRED CHARGES 3,600.00	Streets, Roads, Sidewalks, Storm Sewers	
SCHOOL, COUNTY, SPECIAL DISTRICT TAXES 266,780.81	Sewer System 2,251.30	
RESERVE FOR UNCOLLECTED TAXES 38,343.00	Water System	
	Other Utilities 13,708.84	
	Hospitals and Clinics	
	Garbage and Trash Disposal Facilities	
	Health Equipment	
	Library and Education Facilities	
	Conservation and Recreation	
	Other Expenditures	
TOTAL EXPENDITURES 402,730.81		
		1968 PROPERTY TAX
		Local District School Taxes 91,286.00
		Regional & Consolidated School Taxes 132,864.90
		School Taxes in Municipal Budget
		County Taxes 40,955.76
		County Library Taxes 1,674.15
		Local Municipal Purpose Taxes 81,464.04
		Veteran & Senior Citizen Taxes 11,830.00
		Total Taxes for Rate Computation 360,074.85
		Special District Taxes
		Bank Stock Taxes 135.96
		Added and Omitted Taxes 590.09
		Total Taxes Levied 348,970.90
		1968 TAXES COLLECTED 316,210.99
		1968 Taxes Cancelled, Abated or Adjusted
		Transfer To Tax Title Liens
		Balance Outstanding Dec. 31, 1968 32,759.91
		PRIOR YEARS TAXES OUTSTANDING
		Balance January 1, 1968 26,592.85
		Collected in 1968 23,153.76
		Cancelled, Abated or Adjusted (1968)
		Transfers to Tax Title Liens
		Balance December 31, 1968 3,439.09
		TAX TITLE LIENS OUTSTANDING
		Balance January 1, 1968 19,839.81
		Transfers From Taxes
		Redeemed in 1968 17,121.64
		Cancelled, Abated or Adjusted (1968)
		Balance December 31, 1968 2,718.17
		PROPERTY ACQUIRED BY DEED OR FORECLOSURE
		Balance January 1, 1968 2,790.00
		Transfers From Liens
		Sale for Cash (1968)
		Cancelled, Abated or Adjusted (1968)
		Balance December 31, 1968 2,790.00
		CURRENT FINANCES DECEMBER 31, 1968
		ASSETS
		Cash on Hand Dec. 31, 1968 131,133.48
		Taxes Receivable 36,199.00
		Tax Title Liens 2,718.17
		Foreclosed Property 2,790.00
		Emergencies & Other Deferred Charges
		State Aid Receivable 10,538.29
		Other Receivables 327.60
		Total 183,706.54
		LIABILITIES
		Cash Liabilities 116,186.00
		Reserves For Receivables 42,034.77
		Surplus on Hand Dec. 31, 1968 25,485.77
		Total 183,706.54

1511
Population 1960 5,939
Population 1968 14,140

Moody Rating
Land Area 100.80 Sq. Miles

Net Valuation Taxable 73,114,491
State Equalized Value 90,825,454
Net Valuation on Which County Taxes are apportioned: 79,950,514
State Equalization Ratio .8050

JACKSON TWP
TAX RATE:
General Rate Per \$100. 4.41
Effective Tax Rate
General Rate 3.55
Municipal Functions 1.51

PER CAPITA:
Gross Debt 348.90
Net Debt 124.50
Debt Service 2.05
Total Tax Levy 230.74
Municipal Functions 97.61

PER CENT:
Gross Debt 6.21
Net Debt 2.21
Tax Levy Collected 88.04
Tax Levy Cancelled, Abated or Adjusted

1968 EXPENDITURES		1968 REVENUES		1968 PROPERTY TAX	
GENERAL GOVERNMENT		1968 Property Taxes Collected		Local District School Taxes	
Governing Body & Public Boards		2,872,780.36		2,004,377.50	
Municipal Clerk		1968 Payments in Lieu of Taxes		Regional & Consolidated School Taxes	
Financial Administration	14,759.00	297,121.45		School Taxes in Municipal Budget	
Assessment of Taxes	42,280.00	Business Personalty Replacement Taxes		County Taxes	
Collection of Taxes	69,900.56	62,872.00		409,977.31	
Planning, Housing & Development	21,916.95	Taxes from Public Utilities		County Library Taxes	
Elections	8,200.00	204,453.21		16,759.01	
General Administration (other)	114,971.65	Other Miscellaneous Tax Revenues		Local Municipal Purpose Taxes	
JUDICIARY		State Aid Revenues		704,354.98	
Municipal Courts	13,760.00	Federal Aid Revenues		85,390.00	
PUBLIC SAFETY		Sale of Acquired Property		Total Taxes for Rate Computation	
Fire Protection		Other Miscellaneous Revenues		3,220,858.80	
Police Protection	230,538.95	Total 1968 Revenues		Special District Taxes	
Civil Defense & Disaster Control	5,120.00	Prior Years Surplus Appropriated		95,465.00	
Environmental Inspection & Control	6,840.00	TOTAL REVENUES		835.68	
Other Public Safety		3,559,651.56		Added and Omitted Taxes	
PUBLIC WORKS		1968 REAL PROPERTY VALUATIONS - ASSESSED		Total Taxes Levied	
Streets and Drainage	193,294.43	Code Class %		3,262,790.85	
Sewers and Sewage Processing		1 11.73		1968 TAXES COLLECTED	
Garbage and Trash Disposal	18,775.00	2 Residential 79.71		2,872,780.36	
Public Buildings and Grounds	28,476.89	3 Farm 2.12		1968 Taxes Cancelled, Abated or Adjusted	
Other Public Works		4a Commercial 5.48		Transfer To Tax Title Liens	
HEALTH and WELFARE		4b Industrial .03		Balance Outstanding Dec. 31, 1968	
Health Services Except Environmental	10,672.00	4c Apartments .93		390,010.49	
Welfare-Public Assistance	7,330.00	Total Valuation 100.00		PRIOR YEARS TAXES OUTSTANDING	
Hospitals, Clinics, First Aid	1,573.00	CAPITAL DEBT AUTHORIZED, DECEMBER 31, 1968		Balance January 1, 1968	
Animal, Insect, & Rodent Control	800.00	ISSUED AND UNISSUED		295,266.43	
Other Welfare Services		GROSS DEBT		Collected in 1968	
RECREATION and CONSERVATION		NET DEBT		255,839.54	
Beaches and Boardwalks		School 4,617,000.00		Cancelled, Abated or Adjusted (1968)	
Parks, Playgrounds, Shade Trees		Self-liquidating 316,500.00		Transfers to Tax Title Liens	
Land Reclamation & Conservation	2,424.05	Other 4,933,500.00		Balance December 31, 1968	
Other Recreational Services	21,548.19	Total		39,426.89	
EDUCATION (excluding schools)		ISSUED AND OUTSTANDING		TAX TITLE LIENS OUTSTANDING	
Libraries		School 4,617,000.00		Balance January 1, 1968	
Other Educational Services		Self-liquidating 233,000.00		392,617.88	
STATUTORY EXPENDITURES		Other 4,850,000.00		Transfers From Taxes	
Pensions & F. I. C. A.	30,235.14	EQUALIZED VALUATION BASIS		Redeemed in 1968	
Employee Fringe Benefits	10,458.43	1968 CAPITAL OUTLAY		41,281.91	
Other Statutory Expenditures		Beaches and Boardwalks		Cancelled, Abated or Adjusted (1968)	
TOTAL MUNICIPAL FUNCTIONS	853,874.24	Parks and Playgrounds		Balance December 31, 1968	
CAPITAL IMPROVEMENTS	6,000.00	Public Buildings and Grounds		351,335.97	
DEBT SERVICE		Vehicular Equipment		PROPERTY ACQUIRED BY DEED OR FORECLOSURE	
Principal Payments	29,120.00	Streets, Roads, Sidewalks, Storm Sewers		Balance January 1, 1968	
Interest Payments		Sewer System		112,830.91	
Other Debt Administration		Water System		Transfers From Liens	
DEFERRED CHARGES	69,251.96	Other Utilities		Sale for Cash (1968)	
SCHOOL, COUNTY, SPECIAL DISTRICT TAXES	2,526,578.82	Hospitals and Clinics		Cancelled, Abated or Adjusted (1968)	
RESERVE FOR UNCOLLECTED TAXES	422,088.66	Garbage and Trash Disposal Facilities		Balance December 31, 1968	
TOTAL EXPENDITURES	3,906,913.68	Health Equipment		CURRENT FINANCES DECEMBER 31, 1968	
		Library and Education Facilities		ASSETS	
		Conservation and Recreation		Cash on Hand Dec. 31, 1968	
		Other Expenditures		281,782.43	
				Taxes Receivable	
				429,437.38	
				Tax Title Liens	
				351,335.97	
				Foreclosed Property	
				112,830.91	
				Emergencies & Other Deferred Charges	
				90,826.20	
				State Aid Receivable	
				100,891.00	
				Other Receivables	
				18,992.97	
				Total	
				1,386,096.86	
				LIABILITIES	
				Cash Liabilities	
				224,497.17	
				Reserves For Receivables	
				912,597.23	
				Surplus on Hand Dec. 31, 1968	
				249,002.46	
				Total	
				1,386,096.86	

1208		JAMESBURG BORO			PER CAPITA:		PER CENT:	
Population 1960	2,853	Net Valuation Taxable	9,094,225	TAX RATE:	Gross Debt	108.34	Gross Debt	2.90
Population 1968	4,670	State Equalized Value	17,475,451	General Rate Per \$100.	Net Debt	47.96	Net Debt	1.28
		Net Valuation on Which County Taxes		Effective Tax Rate	Debt Service	4.88	Tax Levy Collected	92.52
Moody Rating		are apportioned:	18,264,144	General Rate	Total Tax Levy	139.92	Tax Levy Cancelled, Abated	
Land Area	90 Sq. Miles	State Equalization Ratio	.5204	Municipal Functions	Municipal Functions	65.26	or Adjusted	.03
1968 EXPENDITURES		1968 REVENUES			1968 PROPERTY TAX			
GENERAL GOVERNMENT		1968 Property Taxes Collected			604,603.02			
Governing Body & Public Boards		1968 Payments in Lieu of Taxes			51,286.76			
Municipal Clerk		Delinquent Tax & Lien Collections			22,937.00			
Financial Administration	1,700.00	Business Personalty Replacement Taxes			40,848.29			
Assessment of Taxes	2,590.00	Taxes from Public Utilities						
Collection of Taxes	3,300.00	Other Miscellaneous Tax Revenues			1,620.00			
Planning, Housing & Development	4,700.00	State Aid Revenues						
Elections	800.00	Federal Aid Revenues						
General Administration (other)	31,570.00	Sale of Acquired Property			27,444.05			
JUDICIARY		Other Miscellaneous Revenues			748,739.12			
Municipal Courts	2,550.00	Total 1968 Revenues			75,500.00			
PUBLIC SAFETY		Prior Years Surplus Appropriated			824,239.12			
Fire Protection	11,381.00	TOTAL REVENUES						
Police Protection	52,175.00	1968 REAL PROPERTY VALUATIONS - ASSESSED						
Civil Defense & Disaster Control								
Environmental Inspection & Control	1,710.00							
Other Public Safety								
PUBLIC WORKS								
Streets and Drainage	34,148.00							
Sewers and Sewage Processing	27,600.00							
Garbage and Trash Disposal	18,566.00							
Public Buildings and Grounds	4,890.00							
Other Public Works								
HEALTH and WELFARE								
Health Services Except Environmental	2,910.00							
Welfare-Public Assistance	10,826.00							
Hospitals, Clinics, First Aid								
Animal, Insect, & Rodent Control	750.00							
Other Welfare Services								
RECREATION and CONSERVATION								
Beaches and Boardwalks	500.00							
Parks, Playgrounds, Shade Trees								
Land Reclamation & Conservation	6,100.00							
Other Recreational Services								
EDUCATION (excluding schools)	1,000.00							
Libraries								
Other Educational Services								
STATUTORY EXPENDITURES								
Pensions & F. I. C. A.	6,168.00							
Employee Fringe Benefits								
Other Statutory Expenditures								
TOTAL MUNICIPAL FUNCTIONS	225,934.00							
CAPITAL IMPROVEMENTS								
DEBT SERVICE								
Principal Payments	17,640.00							
Interest Payments	5,156.50							
Other Debt Administration								
DEFERRED CHARGES	4,630.16							
SCHOOL, COUNTY, SPECIAL DISTRICT TAXES	538,555.98							
RESERVE FOR UNCOLLECTED TAXES	51,446.15							
TOTAL EXPENDITURES	843,362.79							

1414			JEFFERSON TWP		PER CAPITA:		PER CENT:	
Population 1960	6,884	Net Valuation Taxable	44,377,520	TAX RATE:	Gross Debt	308.37	Gross Debt	3.96
Population 1968	10,990	State Equalized Value	88,719,552	General Rate Per \$100.	Net Debt		Net Debt	
		Net Valuation on Which County Taxes		Effective Tax Rate	Debt Service		Tax Levy Collected	90.83
Moody Rating		are apportioned:	89,797,369	General Rate	Total Tax Levy	297.47	Tax Levy Cancelled, Abated	
Land Area	44.30 Sq. Miles	State Equalization Ratio	.5002	Municipal Functions	Municipal Functions	126.74	or Adjusted	.86
1968 EXPENDITURES		1968 REVENUES		1968 PROPERTY TAX				
GENERAL GOVERNMENT								
Governing Body & Public Boards		1968 Property Taxes Collected		2,969,514.74		Local District School Taxes		2,172,310.16
Municipal Clerk		1968 Payments in Lieu of Taxes				Regional & Consolidated School Taxes		
Financial Administration		7,850.00	Delinquent Tax & Lien Collections	193,711.64	School Taxes in Municipal Budget			
Assessment of Taxes		21,100.00	Business Personalty Replacement Taxes	28,326.00	County Taxes		349,257.40	
Collection of Taxes		23,800.00	Taxes from Public Utilities	248,858.47	County Library Taxes		26,861.73	
Planning, Housing & Development		30,313.59	Other Miscellaneous Tax Revenues		Local Municipal Purpose Taxes		676,966.87	
Elections			State Aid Revenues	12,448.00	Veteran & Senior Citizen Taxes		79,600.00	
General Administration (other)		85,200.00	Federal Aid Revenues		Total Taxes for Rate Computation		3,304,996.16	
JUDICIARY			Sale of Acquired Property		Special District Taxes		6,242.67	
Municipal Courts		11,460.00	Other Miscellaneous Revenues	101,165.22	Bank Stock Taxes		950.39	
PUBLIC SAFETY			Total 1968 Revenues	3,553,624.07	Added and Omitted Taxes		36,626.03	
Fire Protection		22,700.00	Prior Years Surplus Appropriated	220,000.00	Total Taxes Levied		3,269,215.25	
Police Protection		201,500.00	TOTAL REVENUES	3,773,624.07	1968 TAXES COLLECTED		2,969,514.74	
Civil Defense & Disaster Control		2,000.00			1968 Taxes Cancelled, Abated or Adjusted		28,239.26	
Environmental Inspection & Control		12,200.00			Transfer To Tax Title Liens		6,226.29	
Other Public Safety			1968 REAL PROPERTY VALUATIONS - ASSESSED		Balance Outstanding Dec. 31, 1968		276,534.46	
PUBLIC WORKS			Code	Class	%			
Streets and Drainage		348,586.67	1	Vacant Land	12.92	5,679,190.00		
Sewers and Sewage Processing			2	Residential	78.33	34,429,590.00		
Garbage and Trash Disposal		63,500.00	3	Farm	.03	12,900.00		
Public Buildings and Grounds		43,500.00	4a	Commercial	7.94	3,487,950.00		
Other Public Works			4b	Industrial	.26	115,000.00		
HEALTH and WELFARE			4c	Apartments	.52	228,750.00		
Health Services Except Environmental		34,676.00	Total Valuation		100.00	43,953,380.00		
Welfare-Public Assistance		8,400.00	CAPITAL DEBT AUTHORIZED, DECEMBER 31, 1968					
Hospitals, Clinics, First Aid		1,000.00	ISSUED AND UNISSUED		GROSS DEBT	NET DEBT		
Animal, Insect, & Rodent Control		6,600.00	School		3,389,000.00			
Other Welfare Services			Self-liquidating					
RECREATION and CONSERVATION			Other					
Beaches and Boardwalks			Total		3,389,000.00			
Parks, Playgrounds, Shade Trees			ISSUED AND OUTSTANDING					
Land Reclamation & Conservation			School		3,389,000.00			
Other Recreational Services		15,500.00	Self-liquidating					
EDUCATION (excluding schools)			Other					
Libraries		5,600.00	Total		3,389,000.00			
Other Educational Services			EQUALIZED VALUATION BASIS		85,535,397.33			
STATUTORY EXPENDITURES			1968 CAPITAL OUTLAY		29,571.00	CURRENT FINANCES DECEMBER 31, 1968		
Pensions & F. I. C. A.		49,692.49	Beaches and Boardwalks		3,000.00	ASSETS		
Employee Fringe Benefits		26,543.92	Parks and Playgrounds			Cash on Hand Dec. 31, 1968		
Other Statutory Expenditures			Public Buildings and Grounds			Taxes Receivable		
TOTAL MUNICIPAL FUNCTIONS		1,021,722.67	Vehicular Equipment		13,989.00	Tax Title Liens		
CAPITAL IMPROVEMENTS		46,500.00	Streets, Roads, Sidewalks, Storm Sewers			Foreclosed Property		
DEBT SERVICE			Sewer System			Emergencies & Other Deferred Charges		
Principal Payments			Water System			State Aid Receivable		
Interest Payments			Other Utilities			Other Receivables		
Other Debt Administration			Hospitals and Clinics			Total		
DEFERRED CHARGES		115.85	Garbage and Trash Disposal Facilities			LIABILITIES		
SCHOOL, COUNTY, SPECIAL DISTRICT TAXES		2,554,671.96	Health Equipment			Cash Liabilities		
RESERVE FOR UNCOLLECTED TAXES		324,632.74	Library and Education Facilities			Reserves For Receivables		
TOTAL EXPENDITURES		3,947,643.22	Conservation and Recreation			Surplus on Hand Dec. 31, 1968		
			Other Expenditures		12,582.00	Total		

0906		JERSEY CITY		PER CAPITA:		PER CENT:				
Population 1960	276,101	Net Valuation Taxable	344,574,322	TAX RATE:		Gross Debt	308.77	Gross Debt	8.93	
Population 1968	269,900	State Equalized Value	888,536,157	General Rate Per \$100.		Net Debt	115.58	Net Debt	3.34	
		Net Valuation on Which County Taxes		Effective Tax Rate		Debt Service	15.38	Tax Levy Collected	89.40	
Moody Rating	BAA	are apportioned:	988,953,738	General Rate		Total Tax Levy	201.67	Tax Levy Cancelled, Abated		
Land Area	13.50 Sq. Miles	State Equalization Ratio	.3878	Municipal Functions		Municipal Functions	222.46	or Adjusted	.04	
1968 EXPENDITURES		1968 REVENUES		1968 PROPERTY TAX						
GENERAL GOVERNMENT										
Governing Body & Public Boards	339,520.00	1968 Property Taxes Collected		48,664,554.43		Local District School Taxes				15,977,865.00
Municipal Clerk	145,599.00	1968 Payments in Lieu of Taxes		264,954.22		Regional & Consolidated School Taxes				
Financial Administration	450,940.00	Delinquent Tax & Lien Collections		2,992,127.48		School Taxes in Municipal Budget				1,403,021.37
Assessment of Taxes	192,548.00	Business Personalty Replacement Taxes		5,227,194.00		County Taxes				11,659,488.59
Collection of Taxes	327,139.00	Taxes from Public Utilities		5,563,044.20		County Library Taxes				
Planning, Housing & Development	344,221.00	Other Miscellaneous Tax Revenues				Local Municipal Purpose Taxes				25,088,313.46
Elections		State Aid Revenues		6,925,731.31		Veteran & Senior Citizen Taxes				626,190.00
General Administration (other)	2,369,475.00	Federal Aid Revenues				Total Taxes for Rate Computation				54,754,878.42
JUDICIARY		Sale of Acquired Property		2,833,818.00		Special District Taxes				
Municipal Courts	325,201.00	Other Miscellaneous Revenues		9,557,752.81		Bank Stock Taxes				115,155.57
PUBLIC SAFETY		Total 1968 Revenues		82,029,176.45		Added and Omitted Taxes				187,949.54
Fire Protection	7,071,425.00	Prior Years Surplus Appropriated		4,100,000.00		Total Taxes Levied				54,431,793.53
Police Protection	9,033,778.00	TOTAL REVENUES		86,129,176.45		1968 TAXES COLLECTED				48,664,554.43
Civil Defense & Disaster Control	27,922.00					1968 Taxes Cancelled, Abated or Adjusted				22,285.88
Environmental Inspection & Control	1,128,131.00					Transfer To Tax Title Liens				
Other Public Safety	53,562.00					Balance Outstanding Dec. 31, 1968				5,746,423.19
PUBLIC WORKS		1968 REAL PROPERTY VALUATIONS - ASSESSED								
Streets and Drainage	2,827,675.00	Code Class %								
Sewers and Sewage Processing	84,900.00	1 Vacant Land 3.26		10,869,150.00		PRIOR YEARS TAXES OUTSTANDING				
Garbage and Trash Disposal	2,907,201.00	2 Residential 35.34		117,915,120.00		Balance January 1, 1968				7,572,231.71
Public Buildings and Grounds	1,735,644.00	3 Farm				Collected in 1968				2,910,336.75
Other Public Works		4a Commercial 22.27		74,303,950.00		Cancelled, Abated or Adjusted (1968)				74,740.82
HEALTH and WELFARE		4b Industrial 21.27		70,976,575.00		Transfers to Tax Title Liens				864.73
Health Services Except Environmental	1,212,086.00	4c Apartments 17.86		59,593,050.00		Balance December 31, 1968				4,586,289.41
Welfare-Public Assistance	1,006,726.00	Total Valuation 100.00		333,657,845.00						
Hospitals, Clinics, First Aid	8,950,856.00					TAX TITLE LIENS OUTSTANDING				
Animal, Insect, & Rodent Control						Balance January 1, 1968				6,081,522.20
Other Welfare Services						Transfers From Taxes				864.73
RECREATION and CONSERVATION						Redeemed in 1968				81,790.73
Beaches and Boardwalks						Cancelled, Abated or Adjusted (1968)				969,702.38
Parks, Playgrounds, Shade Trees						Balance December 31, 1968				5,030,893.82
Land Reclamation & Conservation						PROPERTY ACQUIRED BY DEED OR FORECLOSURE				
Other Recreational Services	499,787.00					Balance January 1, 1968				20,292,192.00
EDUCATION (excluding schools)						Transfers From Liens				1,218,775.00
Libraries	907,565.00					Sale for Cash (1968)				2,833,818.00
Other Educational Services	75,000.00					Cancelled, Abated or Adjusted (1968)				6,806,857.00
STATUTORY EXPENDITURES						Balance December 31, 1968				11,870,292.00
Pensions & F. I. C. A.	5,723,245.00					CURRENT FINANCES DECEMBER 31, 1968				
Employee Fringe Benefits	429,702.00					ASSETS				
Other Statutory Expenditures						Cash on Hand Dec. 31, 1968				13,526,880.39
TOTAL MUNICIPAL FUNCTIONS	48,169,848.00					Taxes Receivable				10,332,712.60
CAPITAL IMPROVEMENTS	352,000.00					Tax Title Liens				5,030,893.82
DEBT SERVICE						Foreclosed Property				11,870,292.00
Principal Payments	1,735,000.00					Emergencies & Other Deferred Charges				1,669,000.00
Interest Payments	2,362,137.37					State Aid Receivable				802,264.87
Other Debt Administration	55,000.00					Other Receivables				11,598,097.32
DEFERRED CHARGES	1,874,395.02					Total				54,830,141.00
SCHOOL, COUNTY, SPECIAL DISTRICT TAXES	29,040,374.96					LIABILITIES				
RESERVE FOR UNCOLLECTED TAXES	5,495,535.32					Cash Liabilities				10,029,123.23
TOTAL EXPENDITURES	89,084,290.67					Reserves For Receivables				38,831,995.74
						Surplus on Hand Dec. 31, 1968				5,969,022.00
						Total				54,830,141.00

1321		KEANSBURG BORO				PER CAPITA:		PER CENT:	
Population 1960	6,854	Net Valuation Taxable	29,752,062	TAX RATE:		Gross Debt	547.10	Gross Debt	12.61
Population 1968	7,900	State Equalized Value	36,318,435	General Rate Per \$100.		Net Debt	204.95	Net Debt	4.72
		Net Valuation on Which County Taxes are apportioned:	35,069,068	Effective Tax Rate		Debt Service	17.51	Tax Levy Collected	86.50
Moody Rating	BA			General Rate		Total Tax Levy	177.47	Tax Levy Cancelled, Abated or Adjusted	
Land Area	1.02 Sq. Miles	State Equalization Ratio	.8192	Municipal Functions		Municipal Functions	130.77		
1968 EXPENDITURES		1968 REVENUES			1968 PROPERTY TAX				
GENERAL GOVERNMENT		1968 Property Taxes Collected			1,212,885.43				
Governing Body & Public Boards		1968 Payments in Lieu of Taxes			182,556.79				
Municipal Clerk		Delinquent Tax & Lien Collections			40,262.00				
Financial Administration		Business Personalty Replacement Taxes			78,335.79				
Assessment of Taxes		Taxes from Public Utilities			4,503.00				
Collection of Taxes		Other Miscellaneous Tax Revenues			206,304.11				
Planning, Housing & Development		State Aid Revenues			1,124,847.12				
Elections		Federal Aid Revenues			52,100.00				
General Administration (other)		Sale of Acquired Property			1,776,947.12				
JUDICIARY		Other Miscellaneous Revenues			Total Taxes Levied				
Municipal Courts		Total 1968 Revenues			1968 TAXES COLLECTED				
PUBLIC SAFETY		Prior Years Surplus Appropriated			1,212,885.43				
Fire Protection		TOTAL REVENUES			1968 Taxes Cancelled, Abated or Adjusted				
Police Protection		1968 REAL PROPERTY VALUATIONS - ASSESSED			Transfer To Tax Title Liens				
Civil Defense & Disaster Control		Code Class %			Balance Outstanding Dec. 31, 1968				
Environmental Inspection & Control		1 Vacant Land .85			PRIOR YEARS TAXES OUTSTANDING				
Other Public Safety		2 Residential 99.15			Balance January 1, 1968				
PUBLIC WORKS		3 Farm			Collected in 1968				
Streets and Drainage		4a Commercial			Cancelled, Abated or Adjusted (1968)				
Sewers and Sewage Processing		4b Industrial			Transfers to Tax Title Liens				
Garbage and Trash Disposal		4c Apartments			Balance December 31, 1968				
Public Buildings and Grounds		Total Valuation 100.00.			TAX TITLE LIENS OUTSTANDING				
Other Public Works		CAPITAL DEBT AUTHORIZED, DECEMBER 31, 1968			Balance January 1, 1968				
HEALTH and WELFARE		ISSUED AND UNISSUED			Transfers From Taxes				
Health Services Except Environmental		GROSS DEBT			Redeemed in 1968				
Welfare-Public Assistance		2,001,000.00			Cancelled, Abated or Adjusted (1968)				
Hospitals, Clinics, First Aid		1,044,500.00			Balance December 31, 1968				
Animal, Insect, & Rodent Control		1,276,650.00			PROPERTY ACQUIRED BY DEED OR FORECLOSURE				
Other Welfare Services		4,322,150.00			Balance January 1, 1968				
RECREATION and CONSERVATION		ISSUED AND OUTSTANDING			Transfers From Liens				
Beaches and Boardwalks		School			Sale for Cash (1968)				
Parks, Playgrounds, Shade Trees		Self-liquidating			Cancelled, Abated or Adjusted (1968)				
Land Reclamation & Conservation		Other			Balance December 31, 1968				
Other Recreational Services		Total			CURRENT FINANCES DECEMBER 31, 1968				
EDUCATION (excluding schools)		EQUALIZED VALUATION BASIS			ASSETS				
Libraries		1968 CAPITAL OUTLAY			Cash on Hand Dec. 31, 1968				
Other Educational Services		Beaches and Boardwalks			Taxes Receivable				
STATUTORY EXPENDITURES		Parks and Playgrounds			Tax Title Liens				
Pensions & F. I. C. A.		Public Buildings and Grounds			Foreclosed Property				
Employee Fringe Benefits		Vehicular Equipment			Emergencies & Other Deferred Charges				
Other Statutory Expenditures		Streets, Roads, Sidewalks, Storm Sewers			State Aid Receivable				
TOTAL MUNICIPAL FUNCTIONS		Sewer System			Other Receivables				
CAPITAL IMPROVEMENTS		Water System			Total				
DEBT SERVICE		Other Utilities			LIABILITIES				
Principal Payments		Hospitals and Clinics			Cash Liabilities				
Interest Payments		Garbage and Trash Disposal Facilities			Reserves For Receivables				
Other Debt Administration		Health Equipment			Surplus on Hand Dec. 31, 1968				
DEFERRED CHARGES		Library and Education Facilities			Total				
SCHOOL, COUNTY, SPECIAL DISTRICT TAXES		Conservation and Recreation							
RESERVE FOR UNCOLLECTED TAXES		Other Expenditures							
TOTAL EXPENDITURES									

0907		KEARNY TOWN				PER CAPITA:		PER CENT:	
Population 1960	37,472	Net Valuation Taxable	314,900,926	TAX RATE:		Gross Debt	305.90	Gross Debt	3.46
Population 1968	37,230	State Equalized Value	338,057,885	General Rate Per \$100.		Net Debt	148.56	Net Debt	1.68
		Net Valuation on Which County Taxes		Effective Tax Rate		Debt Service	22.45	Tax Levy Collected	95.00
Moody Rating	AA	are apportioned:	380,257,996	General Rate		Total Tax Levy	249.09	Tax Levy Cancelled, Abated	
Land Area	9.30 Sq. Miles	State Equalization Ratio	.9315	Municipal Functions		Municipal Functions	176.67	or Adjusted	.65
1968 EXPENDITURES		1968 REVENUES		1968 PROPERTY TAX					
GENERAL GOVERNMENT									
Governing Body & Public Boards	300.00	1968 Property Taxes Collected		8,810,679.57		Local District School Taxes			
Municipal Clerk		1968 Payments in Lieu of Taxes				Regional & Consolidated School Taxes			
Financial Administration	38,932.00	Delinquent Tax & Lien Collections		209,330.27		School Taxes in Municipal Budget			
Assessment of Taxes	56,766.00	Business Personalty Replacement Taxes		1,712,246.00		County Taxes			
Collection of Taxes	45,345.00	Taxes from Public Utilities		2,613,026.49		County Library Taxes			
Planning, Housing & Development	19,042.00	Other Miscellaneous Tax Revenues				Local Municipal Purpose Taxes			
Elections	8,813.00	State Aid Revenues		265,089.13		Veteran & Senior Citizen Taxes			
General Administration (other)	200,017.00	Federal Aid Revenues				Total Taxes for Rate Computation			
JUDICIARY		Sale of Acquired Property		577,600.00		Special District Taxes			
Municipal Courts	16,613.00	Other Miscellaneous Revenues		184,267.18		Bank Stock Taxes			
PUBLIC SAFETY		Total 1968 Revenues		14,372,238.64		Added and Omitted Taxes			
Fire Protection	1,381,238.25	Prior Years Surplus Appropriated		700,000.00		Total Taxes Levied			
Police Protection	1,174,523.81	TOTAL REVENUES		15,072,238.64		1968 TAXES COLLECTED			
Civil Defense & Disaster Control	3,400.00					1968 Taxes Cancelled, Abated or Adjusted			
Environmental Inspection & Control	23,835.00	1968 REAL PROPERTY VALUATIONS - ASSESSED				Transfer To Tax Title Liens			
Other Public Safety	19,975.00					Balance Outstanding Dec. 31, 1968			
PUBLIC WORKS									
Streets and Drainage	402,747.25	Code Class %		10,176,100.00		PRIOR YEARS TAXES OUTSTANDING			
Sewers and Sewage Processing	239,055.71	1 Vacant Land 3.30		135,553,100.00		Balance January 1, 1968			
Garbage and Trash Disposal	272,880.00	2 Residential 43.92				Collected in 1968			
Public Buildings and Grounds	37,562.00	3 Farm				Cancelled, Abated or Adjusted (1968)			
Other Public Works		4a Commercial 14.34		44,240,800.00		Transfers to Tax Title Liens			
HEALTH and WELFARE		4b Industrial 35.83		110,561,400.00		Balance December 31, 1968			
Health Services Except Environmental	85,007.00	4c Apartments 2.62		8,677,300.00					
Welfare-Public Assistance	53,930.00	Total Valuation 100.01		308,608,700.00		TAX TITLE LIENS OUTSTANDING			
Hospitals, Clinics, First Aid	46,000.00					Balance January 1, 1968			
Animal, Insect, & Rodent Control	200.00	CAPITAL DEBT AUTHORIZED, DECEMBER 31, 1968				Transfers From Taxes			
Other Welfare Services		ISSUED AND UNISSUED				Redeemed in 1968			
RECREATION and CONSERVATION		GROSS DEBT		NET DEBT		Cancelled, Abated or Adjusted (1968)			
Beaches and Boardwalks		School 4,458,000.00				Balance December 31, 1968			
Parks, Playgrounds, Shade Trees	146,415.00	Self-liquidating 1,393,174.00		5,530,913.73		PROPERTY ACQUIRED BY DEED OR FORECLOSURE			
Land Reclamation & Conservation		Other 5,537,790.00		5,530,913.73		Balance January 1, 1968			
Other Recreational Services	129,185.00	Total 11,388,964.00				Transfers From Liens			
EDUCATION (excluding schools)		ISSUED AND OUTSTANDING				Sale for Cash (1968)			
Libraries	85,775.00	School 4,458,000.00		4,458,000.00		Cancelled, Abated or Adjusted (1968)			
Other Educational Services		Self-liquidating 690,000.00		690,000.00		Balance December 31, 1968			
STATUTORY EXPENDITURES		Other 5,041,000.00		5,041,000.00		CURRENT FINANCES DECEMBER 31, 1968			
Pensions & F. I. C. A.	661,286.46	Total 10,189,000.00		10,189,000.00		ASSETS			
Employee Fringe Benefits	131,300.00	EQUALIZED VALUATION BASIS		328,378,098.33		Cash on Hand Dec. 31, 1968			
Other Statutory Expenditures		1968 CAPITAL OUTLAY		510,023.16		Taxes Receivable			
TOTAL MUNICIPAL FUNCTIONS	5,280,143.48					Tax Title Liens			
CAPITAL IMPROVEMENTS	25,000.00					Foreclosed Property			
DEBT SERVICE						Emergencies & Other Deferred Charges			
Principal Payments	533,000.00					State Aid Receivable			
Interest Payments	302,926.25					Other Receivables			
Other Debt Administration						Total			
DEFERRED CHARGES	34,824.68					LIABILITIES			
SCHOOL, COUNTY, SPECIAL DISTRICT TAXES	8,258,290.86					Cash Liabilities			
RESERVE FOR UNCOLLECTED TAXES	401,560.54					Reserves For Receivables			
TOTAL EXPENDITURES	14,835,745.81					Surplus on Hand Dec. 31, 1968			
						Total			

2008		KENILWORTH BORO				PER CAPITA:		PER CENT:		
Population 1960	8,379	Net Valuation Taxable	35,722,250	TAX RATE:		Gross Debt	181.38	Gross Debt	2.00	
Population 1968	9,340	State Equalized Value	95,284,742	General Rate Per \$100.	5.20	Net Debt	27.73	Net Debt	.30	
		Net Valuation on Which County Taxes		Effective Tax Rate		Debt Service	4.60	Tax Levy Collected	99.11	
Moody Rating		are apportioned:	95,092,510	General Rate	1.94	Total Tax Levy	194.56	Tax Levy Cancelled, Abated		
Land Area	2.10 Sq. Miles	State Equalization Ratio	.3749	Municipal Functions	.93	Municipal Functions	95.17	or Adjusted	.02	
1968 EXPENDITURES		1968 REVENUES			1968 PROPERTY TAX					
GENERAL GOVERNMENT										
Governing Body & Public Boards		1968 Property Taxes Collected			Local District School Taxes					
Municipal Clerk		1968 Payments in Lieu of Taxes			Regional & Consolidated School Taxes					
Financial Administration		Delinquent Tax & Lien Collections			School Taxes in Municipal Budget					
Assessment of Taxes		10,930.00	Business Personalty Replacement Taxes			County Taxes				
Collection of Taxes		23,810.00	Taxes from Public Utilities			County Library Taxes				
Planning, Housing & Development		1,395.00	Other Miscellaneous Tax Revenues			Local Municipal Purpose Taxes				
Elections			State Aid Revenues			Veteran & Senior Citizen Taxes				
General Administration (other)		56,675.00	Federal Aid Revenues			Total Taxes for Rate Computation				
JUDICIARY			Sale of Acquired Property			Special District Taxes				
Municipal Courts		5,175.00	Other Miscellaneous Revenues			Bank Stock Taxes				
PUBLIC SAFETY			Total 1968 Revenues			Added and Omitted Taxes				
Fire Protection		41,120.00	Prior Years Surplus Appropriated			Total Taxes Levied				
Police Protection		214,395.00	TOTAL REVENUES			1968 TAXES COLLECTED				
Civil Defense & Disaster Control		1,400.00				1968 Taxes Cancelled, Abated or Adjusted				
Environmental Inspection & Control		3,700.00				Transfer To Tax Title Liens				
Other Public Safety						Balance Outstanding Dec. 31, 1968				
PUBLIC WORKS			1968 REAL PROPERTY VALUATIONS - ASSESSED							
			Code	Class	%					
Streets and Drainage		97,620.00	1	Vacant Land	1.71	606,650.00				
Sewers and Sewage Processing		33,275.00	2	Residential	56.49	20,065,300.00				
Garbage and Trash Disposal		42,600.00	3	Farm		3,656,500.00				
Public Buildings and Grounds		12,280.00	4a	Commercial	10.29	11,189,300.00				
Other Public Works			4b	Industrial	31.50	35,517,750.00				
HEALTH and WELFARE			4c	Apartments						
Health Services Except Environmental		20,045.00	Total Valuation 99.99							
Welfare-Public Assistance		1,980.00								
Hospitals, Clinics, First Aid										
Animal, Insect, & Rodent Control		2,050.00								
Other Welfare Services										
RECREATION and CONSERVATION			CAPITAL DEBT AUTHORIZED, DECEMBER 31, 1968							
Beaches and Boardwalks			ISSUED AND UNISSUED			GROSS DEBT				
Parks, Playgrounds, Shade Trees		25,370.00	School			1,435,106.69				
Land Reclamation & Conservation			Self-liquidating			259,000.00				
Other Recreational Services		1,230.00	Other			1,694,106.69				
EDUCATION (excluding schools)			Total			259,000.00				
Libraries		12,405.00								
Other Educational Services										
STATUTORY EXPENDITURES			ISSUED AND OUTSTANDING			1,435,106.69				
Pensions & F. I. C. A.		50,618.26	School			199,000.00				
Employee Fringe Benefits		17,050.00	Self-liquidating			1,634,106.69				
Other Statutory Expenditures			Other							
TOTAL MUNICIPAL FUNCTIONS		675,123.26	Total			84,553,270.00				
CAPITAL IMPROVEMENTS		40,000.00								
DEBT SERVICE			EQUALIZED VALUATION BASIS			74,326.98				
Principal Payments		35,000.00	1968 CAPITAL OUTLAY			5,273.60				
Interest Payments		8,000.00	Beaches and Boardwalks			390.00				
Other Debt Administration			Parks and Playgrounds			555.88				
DEFERRED CHARGES		8,700.00	Public Buildings and Grounds			55,458.12				
SCHOOL, COUNTY, SPECIAL DISTRICT TAXES		1,675,264.90	Vehicular Equipment			3,927.00				
RESERVE FOR UNCOLLECTED TAXES		122,114.22	Streets, Roads, Sidewalks, Storm Sewers			4,147.38				
TOTAL EXPENDITURES		2,564,202.38	Sewer System			4,575.00				
			Water System							
			Other Utilities							
			Hospitals and Clinics							
			Garbage and Trash Disposal Facilities							
			Health Equipment							
			Library and Education Facilities							
			Conservation and Recreation							
			Other Expenditures							

1322		KEYPORT BORO			PER CAPITA:		PER CENT:	
Population 1960	6,440	Net Valuation Taxable	33,002,100	TAX RATE:	Gross Debt	310.27	Gross Debt	7.21
Population 1968	8,290	State Equalized Value	36,977,142	General Rate Per \$100.	Net Debt	138.22	Net Debt	3.21
		Net Valuation on Which County Taxes are apportioned:	40,608,788	Effective Tax Rate	Debt Service	6.99	Tax Levy Collected	90.22
Moody Rating	BA			General Rate	Total Tax Levy	174.86	Tax Levy Cancelled, Abated	
Land Area	1.40 Sq. Miles	State Equalization Ratio	.8925	Municipal Functions	Municipal Functions	94.17	or Adjusted	.17
1968 EXPENDITURES		1968 REVENUES			1968 PROPERTY TAX			
GENERAL GOVERNMENT								
Governing Body & Public Boards		1968 Property Taxes Collected			1,307,523.28			
Municipal Clerk		1968 Payments in Lieu of Taxes						
Financial Administration		Delinquent Tax & Lien Collections			130,843.56			
Assessment of Taxes		Business Personalty Replacement Taxes			56,209.00			
Collection of Taxes		Taxes from Public Utilities			74,672.58			
Planning, Housing & Development		Other Miscellaneous Tax Revenues						
Elections		State Aid Revenues			5,691.00			
General Administration (other)		Federal Aid Revenues						
JUDICIARY		Sole of Acquired Property			2,940.00			
Municipal Courts		Other Miscellaneous Revenues			44,876.03			
PUBLIC SAFETY		Total 1968 Revenues			1,622,755.45			
Fire Protection		Prior Years Surplus Appropriated			120,000.00			
Police Protection		TOTAL REVENUES			1,742,755.45			
Civil Defense & Disaster Control								
Environmental Inspection & Control								
Other Public Safety		1968 REAL PROPERTY VALUATIONS - ASSESSED						
PUBLIC WORKS		Code Class %						
Streets and Drainage		1 Vacant Land 2.58			759,950.00			
Sewers and Sewage Processing		2 Residential 78.38			23,078,100.00			
Garbage and Trash Disposal		3 Farm						
Public Buildings and Grounds		4a Commercial 13.72			4,040,500.00			
Other Public Works		4b Industrial .42			123,350.00			
HEALTH and WELFARE		4c Apartments 4.90			1,442,100.00			
Health Services Except Environmental		Total Valuation 100.00			29,444,000.00			
Welfare-Public Assistance		CAPITAL DEBT AUTHORIZED, DECEMBER 31, 1968						
Hospitals, Clinics, First Aid		ISSUED AND UNISSUED			GROSS DEBT NET DEBT			
Animal, Insect, & Rodent Control		School			1,850,000.00 423,688.23			
Other Welfare Services		Self-liquidating			76,500.00 76,500.00			
RECREATION and CONSERVATION		Other			645,666.97 645,666.97			
Beaches and Boardwalks		Total			2,572,166.97 1,145,855.20			
Parks, Playgrounds, Shade Trees		ISSUED AND OUTSTANDING						
Land Reclamation & Conservation		School			1,850,000.00			
Other Recreational Services		Self-liquidating			76,500.00			
EDUCATION (excluding schools)		Other			534,900.00			
Libraries		Total			2,461,400.00			
Other Educational Services		EQUALIZED VALUATION BASIS			35,657,794.33			
STATUTORY EXPENDITURES		1968 CAPITAL OUTLAY			4,241.50			
Pensions & F. I. C. A.		Beaches and Boardwalks						
Employee Fringe Benefits		Parks and Playgrounds						
Other Statutory Expenditures		Public Buildings and Grounds						
TOTAL MUNICIPAL FUNCTIONS		Vehicular Equipment			86.97			
CAPITAL IMPROVEMENTS		Streets, Roads, Sidewalks, Storm Sewers						
DEBT SERVICE		Sewer System			4,154.53			
Principal Payments		Water System						
Interest Payments		Other Utilities						
Other Debt Administration		Hospitals and Clinics						
DEFERRED CHARGES		Garbage and Trash Disposal Facilities						
SCHOOL, COUNTY, SPECIAL DISTRICT TAXES		Health Equipment						
RESERVE FOR UNCOLLECTED TAXES		Library and Education Facilities						
TOTAL EXPENDITURES		Conservation and Recreation						
		Other Expenditures						

1016		KINGWOOD TWP				PER CAPITA:		PER CENT:	
Population 1960	1,841	Net Valuation Taxable	18,111,759	TAX RATE:		Gross Debt	205.66	Gross Debt	2.28
Population 1968	2,160	State Equalized Value	21,436,571	General Rate Per \$100.		Net Debt		Net Debt	
		Net Valuation on Which County Taxes are apportioned:	21,121,553	Effective Tax Rate		Debt Service		Tax Levy Collected	83.37
Moody Rating		State Equalization Ratio	.8449	General Rate		Total Tax Levy	245.03	Tax Levy Cancelled, Abated or Adjusted	.50
Land Area	35.60 Sq. Miles			Municipal Functions		Municipal Functions	86.08		
1968 EXPENDITURES		1968 REVENUES		1968 PROPERTY TAX					
GENERAL GOVERNMENT		1968 Property Taxes Collected		441,301.85	Local District School Taxes		202,597.00		
Governing Body & Public Boards		1968 Payments in Lieu of Taxes		51,885.79	Regional & Consolidated School Taxes		174,566.57		
Municipal Clerk		Delinquent Tax & Lien Collections		17,738.00	School Taxes in Municipal Budget		98,243.72		
Financial Administration	1,693.17	Business Personalty Replacement Taxes		29,545.01	County Taxes		3,536.73		
Assessment of Taxes	2,650.00	Taxes from Public Utilities		10,979.00	County Library Taxes		49,400.60		
Collection of Taxes	1,470.00	Other Miscellaneous Tax Revenues			Local Municipal Purpose Taxes		13,370.00		
Planning, Housing & Development	631.83	State Aid Revenues			Veteran & Senior Citizen Taxes		541,714.62		
Elections	500.00	Federal Aid Revenues			Total Taxes for Rate Computation				
General Administration (other)	13,228.10	Sale of Acquired Property		9,144.97	Special District Taxes		926.10		
JUDICIARY		Other Miscellaneous Revenues		560,594.62	Bank Stock Taxes		529,270.72		
Municipal Courts	2,250.00	Total 1968 Revenues		15,000.00	Added and Omitted Taxes		441,301.85		
PUBLIC SAFETY		Prior Years Surplus Appropriated		575,594.62	Total Taxes Levied		2,675.00		
Fire Protection	2,200.00	TOTAL REVENUES			1968 TAXES COLLECTED				
Police Protection	1,560.00	1968 REAL PROPERTY VALUATIONS - ASSESSED			1968 Taxes Cancelled, Abated or Adjusted				
Civil Defense & Disaster Control	400.00	Code Class %			Transfer To Tax Title Liens		86,552.03		
Environmental Inspection & Control	621.90	1 Vacant Land 4.33		769,200.00	Balance Outstanding Dec. 31, 1968				
Other Public Safety		2 Residential 35.66		6,340,300.00	PRIOR YEARS TAXES OUTSTANDING				
PUBLIC WORKS		3 Farm 51.63		9,179,800.00	Balance January 1, 1968		62,165.58		
Streets and Drainage	72,640.00	4a Commercial 7.14		1,270,000.00	Collected in 1968		51,885.79		
Sewers and Sewage Processing		4b Industrial 1.25		221,400.00	Cancelled, Abated or Adjusted (1968)				
Garbage and Trash Disposal	650.00	4c Apartments		17,780,700.00	Transfers to Tax Title Liens		10,279.79		
Public Buildings and Grounds		Total Valuation		100.01	Balance December 31, 1968				
Other Public Works		CAPITAL DEBT AUTHORIZED, DECEMBER 31, 1968			TAX TITLE LIENS OUTSTANDING				
HEALTH and WELFARE		ISSUED AND UNISSUED			Balance January 1, 1968				
Health Services Except Environmental	250.00	School		444,245.07	Transfers From Taxes				
Welfare-Public Assistance	900.00	Self-liquidating			Redeemed in 1968				
Hospitals, Clinics, First Aid		Other			Cancelled, Abated or Adjusted (1968)				
Animal, Insect, & Rodent Control		Total		444,245.07	Balance December 31, 1968				
Other Welfare Services		ISSUED AND OUTSTANDING			PROPERTY ACQUIRED BY DEED OR FORECLOSURE				
RECREATION and CONSERVATION		School		444,245.07	Balance January 1, 1968				
Beaches and Boardwalks		Self-liquidating			Transfers From Liens				
Parks, Playgrounds, Shade Trees		Other			Sale for Cash (1968)				
Land Reclamation & Conservation		Total		444,245.07	Cancelled, Abated or Adjusted (1968)				
Other Recreational Services		EQUALIZED VALUATION BASIS		19,404,230.33	Balance December 31, 1968				
EDUCATION (excluding schools)		1968 CAPITAL OUTLAY		15,215.99	CURRENT FINANCES DECEMBER 31, 1968				
Libraries		Beaches and Boardwalks			ASSETS				
Other Educational Services		Parks and Playgrounds		5,319.03	Cash on Hand Dec. 31, 1968		100,685.62		
STATUTORY EXPENDITURES		Public Buildings and Grounds		3,750.00	Taxes Receivable		96,831.82		
Pensions & F. I. C. A.	3,674.00	Vehicular Equipment		6,146.96	Tax Title Liens				
Employee Fringe Benefits	530.00	Streets, Roads, Sidewalks, Storm Sewers			Foreclosed Property				
Other Statutory Expenditures		Sewer System			Emergencies & Other Deferred Charges		24,106.74		
TOTAL MUNICIPAL FUNCTIONS	105,849.00	Water System			State Aid Receivable				
CAPITAL IMPROVEMENTS	10,000.00	Other Utilities			Other Receivables		1,632.60		
DEBT SERVICE		Hospitals and Clinics			Total		223,256.78		
Principal Payments		Garbage and Trash Disposal Facilities			LIABILITIES				
Interest Payments		Health Equipment			Cash Liabilities		94,447.83		
Other Debt Administration	4,929.51	Library and Education Facilities			Reserves For Receivables		98,464.42		
DEFERRED CHARGES	478,944.02	Conservation and Recreation			Surplus on Hand Dec. 31, 1968		30,344.53		
SCHOOL, COUNTY, SPECIAL DISTRICT TAXES	65,160.09	Other Expenditures			Total		223,256.78		
RESERVE FOR UNCOLLECTED TAXES									
TOTAL EXPENDITURES	664,882.62								

1415		KINNELON BORO				PER CAPITA:		PER CENT:		
Population 1960	4,431	Net Valuation Taxable	28,808,494	TAX RATE:		Gross Debt	600.62	Gross Debt	5.79	
Population 1968	6,430	State Equalized Value	73,360,056	General Rate Per \$100.	8.51	Net Debt	186.23	Net Debt	1.79	
		Net Valuation on Which County Taxes		Effective Tax Rate		Debt Service	4.05	Tax Levy Collected	96.04	
Moody Rating		are apportioned:	70,938,066	General Rate	3.34	Total Tax Levy	379.27	Tax Levy Cancelled, Abated		
Land Area	18.97 Sq. Miles	State Equalization Ratio	.3927	Municipal Functions	1.04	Municipal Functions	118.91	or Adjusted	.11	
1968 EXPENDITURES		1968 REVENUES			1968 PROPERTY TAX					
GENERAL GOVERNMENT		1968 Property Taxes Collected			2,342,345.48		Local District School Taxes			1,727,545.00
Governing Body & Public Boards		1968 Payments in Lieu of Taxes					Regional & Consolidated School Taxes			
Municipal Clerk		Delinquent Tax & Lien Collections			98,869.79		School Taxes in Municipal Budget			
Financial Administration		5,400.00	Business Personalty Replacement Taxes			13,417.00	County Taxes			275,636.02
Assessment of Taxes		8,700.00	Taxes from Public Utilities			71,365.40	County Library Taxes			21,203.02
Collection of Taxes		9,400.00	Other Miscellaneous Tax Revenues				Local Municipal Purpose Taxes			390,839.54
Planning, Housing & Development		5,800.00	State Aid Revenues			2,340.00	Veteran & Senior Citizen Taxes			35,640.00
Elections			Federal Aid Revenues				Total Taxes for Rate Computation			2,450,863.58
General Administration (other)		75,200.00	Sale of Acquired Property				Special District Taxes			
JUDICIARY			Other Miscellaneous Revenues			66,220.35	Bank Stock Taxes			445.99
Municipal Courts		2,600.00	Total 1968 Revenues			2,594,558.02	Added and Omitted Taxes			23,079.23
PUBLIC SAFETY			Prior Years Surplus Appropriated			170,000.00	Total Taxes Levied			2,438,748.80
Fire Protection		15,500.00	TOTAL REVENUES			2,764,558.02	1968 TAXES COLLECTED			2,342,345.48
Police Protection		84,900.00	1968 REAL PROPERTY VALUATIONS - ASSESSED				1968 Taxes Cancelled, Abated or Adjusted			2,826.45
Civil Defense & Disaster Control		2,600.00	Code Class %				Transfer To Tax Title Liens			6,195.13
Environmental Inspection & Control		2,050.00	1 Vacant Land 7.42			2,117,850.00	Balance Outstanding Dec. 31, 1968			88,301.90
Other Public Safety			2 Residential 86.90			24,806,165.00	PRIOR YEARS TAXES OUTSTANDING			
PUBLIC WORKS			3 Farm .08			23,750.00	Balance January 1, 1968			92,028.71
Streets and Drainage		85,500.00	4a Commercial 5.60			1,597,375.00	Collected in 1968			90,464.14
Sewers and Sewage Processing			4b Industrial				Cancelled, Abated or Adjusted (1968)			159.87
Garbage and Trash Disposal		55,700.00	4c Apartments				Transfers to Tax Title Liens			1,175.05
Public Buildings and Grounds		8,650.00	Total Valuation 100.00			28,545,140.00	Balance December 31, 1968			229.65
Other Public Works			CAPITAL DEBT AUTHORIZED, DECEMBER 31, 1968				TAX TITLE LIENS OUTSTANDING			
HEALTH and WELFARE			ISSUED AND UNISSUED				Balance January 1, 1968			22,517.29
Health Services Except Environmental		21,100.00	School			3,577,000.00	Transfers From Taxes			7,517.45
Welfare-Public Assistance		3,000.00	Self-liquidating			285,000.00	Redeemed in 1968			8,405.65
Hospitals, Clinics, First Aid		5,300.00	Other			3,862,000.00	Cancelled, Abated or Adjusted (1968)			
Animal, Insect, & Rodent Control		300.00	Total				Balance December 31, 1968			21,629.09
Other Welfare Services			ISSUED AND OUTSTANDING				PROPERTY ACQUIRED BY DEED OR FORECLOSURE			
RECREATION and CONSERVATION			School			3,577,000.00	Balance January 1, 1968			400.00
Beaches and Boardwalks			Self-liquidating			285,000.00	Transfers From Liens			
Parks, Playgrounds, Shade Trees			Other			3,862,000.00	Sale for Cash (1968)			
Land Reclamation & Conservation			Total				Cancelled, Abated or Adjusted (1968)			
Other Recreational Services		10,800.00	EQUALIZED VALUATION BASIS			66,613,386.33	Balance December 31, 1968			400.00
EDUCATION (excluding schools)			1968 CAPITAL OUTLAY			154,639.34	CURRENT FINANCES DECEMBER 31, 1968			
Libraries		26,000.00	Beaches and Boardwalks				ASSETS			
Other Educational Services			Parks and Playgrounds				Cash on Hand Dec. 31, 1968			434,933.82
STATUTORY EXPENDITURES			Public Buildings and Grounds				Taxes Receivable			88,531.55
Pensions & F. I. C. A.		19,857.00	Vehicular Equipment				Tax Title Liens			21,629.09
Employee Fringe Benefits		1,650.00	Streets, Roads, Sidewalks, Storm Sewers			15,980.00	Foreclosed Property			400.00
Other Statutory Expenditures			Sewer System				Emergencies & Other Deferred Charges			83.79
TOTAL MUNICIPAL FUNCTIONS		450,007.00	Water System			138,659.34	State Aid Receivable			15,416.00
CAPITAL IMPROVEMENTS		48,500.00	Other Utilities				Other Receivables			583.31
DEBT SERVICE			Hospitals and Clinics				Total			561,577.56
Principal Payments		15,000.00	Garbage and Trash Disposal Facilities				LIABILITIES			
Interest Payments		11,100.00	Health Equipment				Cash Liabilities			105,671.16
Other Debt Administration			Library and Education Facilities				Reserves For Receivables			111,143.95
DEFERRED CHARGES		1,000.00	Conservation and Recreation				Surplus on Hand Dec. 31, 1968			344,762.45
SCHOOL, COUNTY, SPECIAL DISTRICT TAXES		2,024,384.04	Other Expenditures				Total			561,577.56
RESERVE FOR UNCOLLECTED TAXES		239,035.53								
TOTAL EXPENDITURES		2,789,026.57								

2113		KNOWLTON TWP				PER CAPITA:		PER CENT:		
Population 1960	1,442	Net Valuation Taxable	10,487,017	TAX RATE:		Gross Debt	445.41	Gross Debt	5.39	
Population 1968	1,670	State Equalized Value	15,858,183	General Rate Per \$100.		Net Debt		Net Debt		
		Net Valuation on Which County Taxes		Effective Tax Rate		Debt Service		Tax Levy Collected	85.86	
Moody Rating		are apportioned:	13,792,788	General Rate		Total Tax Levy	227.94	Tax Levy Cancelled, Abated		
Land Area	25.90 Sq. Miles	State Equalization Ratio	.6613	Municipal Functions		Municipal Functions	91.54	or Adjusted	.06	
1968 EXPENDITURES		1968 REVENUES			1968 PROPERTY TAX					
GENERAL GOVERNMENT		1968 Property Taxes Collected			326,870.46		Local District School Taxes			252,461.00
Governing Body & Public Boards		1968 Payments in Lieu of Taxes					Regional & Consolidated School Taxes			
Municipal Clerk		Delinquent Tax & Lien Collections			39,601.57		School Taxes in Municipal Budget			
Financial Administration		2,380.00	Business Personalty Replacement Taxes			19,613.00	County Taxes			103,420.67
Assessment of Taxes		3,300.00	Taxes from Public Utilities			33,243.73	County Library Taxes			2,743.09
Collection of Taxes		2,900.00	Other Miscellaneous Tax Revenues				Local Municipal Purpose Taxes			21,000.00
Planning, Housing & Development		3,000.00	State Aid Revenues			9,157.00	Veteran & Senior Citizen Taxes			10,630.00
Elections			Federal Aid Revenues				Total Taxes for Rate Computation			390,254.76
General Administration (other)		9,300.00	Sale of Acquired Property				Special District Taxes			
JUDICIARY			Other Miscellaneous Revenues			12,672.76	Bank Stock Taxes			
Municipal Courts		2,080.00	Total 1968 Revenues			441,158.52	Added and Omitted Taxes			1,046.15
PUBLIC SAFETY			Prior Years Surplus Appropriated			28,953.64	Total Taxes Levied			380,670.91
Fire Protection		1,000.00	TOTAL REVENUES			470,112.16	1968 TAXES COLLECTED			326,870.46
Police Protection		1,950.00					1968 Taxes Cancelled, Abated or Adjusted			239.66
Civil Defense & Disaster Control		220.00					Transfer To Tax Title Liens			1,638.44
Environmental Inspection & Control							Balance Outstanding Dec. 31, 1968			52,921.65
Other Public Safety										
PUBLIC WORKS			1968 REAL PROPERTY VALUATIONS - ASSESSED							
			Code	Class	%					
			1	Vacant Land	5.14	537,025.00				
Streets and Drainage		41,500.00	2	Residential	53.96	5,634,050.00	PRIOR YEARS TAXES OUTSTANDING			
Sewers and Sewage Processing			3	Farm	29.61	3,091,300.00	Balance January 1, 1968			41,776.08
Garbage and Trash Disposal		750.00	4a	Commercial	11.28	1,177,975.00	Collected in 1968			39,214.23
Public Buildings and Grounds			4b	Industrial			Cancelled, Abated or Adjusted (1968)			
Other Public Works			4c	Apartments			Transfers to Tax Title Liens			1,562.87
HEALTH and WELFARE			Total Valuation 99.99			10,440,350.00	Balance December 31, 1968			998.98
Health Services Except Environmental		1,760.00								
Welfare-Public Assistance		600.00	CAPITAL DEBT AUTHORIZED, DECEMBER 31, 1968				TAX TITLE LIENS OUTSTANDING			
Hospitals, Clinics, First Aid		200.00	ISSUED AND UNISSUED			GROSS DEBT	NET DEBT			
Animal, Insect, & Rodent Control		300.00	School			743,835.90				1,154.49
Other Welfare Services			Self-liquidating							3,421.65
RECREATION and CONSERVATION			Other							387.34
Beaches and Boardwalks			Total			743,835.90	Cancelled, Abated or Adjusted (1968)			
Parks, Playgrounds, Shade Trees							Balance December 31, 1968			4,188.80
Land Reclamation & Conservation			ISSUED AND OUTSTANDING				PROPERTY ACQUIRED BY DEED OR FORECLOSURE			
Other Recreational Services		100.00	School				Balance January 1, 1968			
EDUCATION (excluding schools)			Self-liquidating				Transfers From Liens			
Libraries			Other				Sale for Cash (1968)			
Other Educational Services			Total				Cancelled, Abated or Adjusted (1968)			
STATUTORY EXPENDITURES			EQUALIZED VALUATION BASIS			13,790,989.00	Balance December 31, 1968			
Pensions & F. I. C. A.		2,500.00	1968 CAPITAL OUTLAY				CURRENT FINANCES DECEMBER 31, 1968			
Employee Fringe Benefits			Beaches and Boardwalks				ASSETS			
Other Statutory Expenditures			Parks and Playgrounds				Cash on Hand Dec. 31, 1968			146,024.70
TOTAL MUNICIPAL FUNCTIONS		73,840.00	Public Buildings and Grounds				Taxes Receivable			53,920.63
CAPITAL IMPROVEMENTS			Vehicular Equipment				Tax Title Liens			4,188.80
DEBT SERVICE			Streets, Roads, Sidewalks, Storm Sewers				Foreclosed Property			
Principal Payments			Sewer System				Emergencies & Other Deferred Charges			
Interest Payments			Water System				State Aid Receivable			22,027.83
Other Debt Administration			Other Utilities				Other Receivables			3,433.54
DEFERRED CHARGES		38,433.64	Hospitals and Clinics				Total			229,595.50
SCHOOL, COUNTY, SPECIAL DISTRICT TAXES		358,624.76	Garbage and Trash Disposal Facilities				LIABILITIES			
RESERVE FOR UNCOLLECTED TAXES		40,600.00	Health Equipment				Cash Liabilities			122,334.67
TOTAL EXPENDITURES		511,498.40	Library and Education Facilities				Reserves For Receivables			61,542.97
			Conservation and Recreation				Surplus on Hand Dec. 31, 1968			45,717.86
			Other Expenditures				Total			229,595.50

1512		LACEY TWP			PER CAPITA:		PER CENT:	
Population 1960	1,940	Net Valuation Taxable	47,656,200	TAX RATE:	Gross Debt	414.27	Gross Debt	2.65
Population 1968	2,970	State Equalized Value	52,502,148	General Rate Per \$100.	Net Debt		Net Debt	
		Net Valuation on Which County Taxes		Effective Tax Rate	Debt Service		Tax Levy Collected	89.22
Moody Rating		are apportioned:	50,639,127	General Rate	Total Tax Levy	269.53	Tax Levy Cancelled, Abated	
Land Area	86.47 Sq. Miles	State Equalization Ratio	.9077	Municipal Functions	Municipal Functions	421.96	or Adjusted	
1968 EXPENDITURES		1968 REVENUES		1968 PROPERTY TAX				
GENERAL GOVERNMENT		1968 Property Taxes Collected		714,225.71	Local District School Taxes		196,249.50	
Governing Body & Public Boards		1968 Payments in Lieu of Taxes			Regional & Consolidated School Taxes		315,217.43	
Municipal Clerk	8,500.00	Delinquent Tax & Lien Collections		98,736.66	School Taxes in Municipal Budget			
Financial Administration	20,160.00	Business Personalty Replacement Taxes		16,299.00	County Taxes		260,449.36	
Assessment of Taxes	21,500.00	Taxes from Public Utilities		1,011,933.58	County Library Taxes		10,645.42	
Collection of Taxes	5,261.00	Other Miscellaneous Tax Revenues			Local Municipal Purpose Taxes			
Planning, Housing & Development	2,050.00	State Aid Revenues		10,582.00	Veteran & Senior Citizen Taxes		40,470.00	
Elections	53,600.00	Federal Aid Revenues			Total Taxes for Rate Computation		823,031.71	
General Administration (other)		Sale of Acquired Property		63,449.80	Special District Taxes			
JUDICIARY		Other Miscellaneous Revenues		51,641.95	Bank Stock Taxes		1,682.49	
Municipal Courts	3,300.00	Total 1968 Revenues		1,966,868.70	Added and Omitted Taxes		16,271.52	
PUBLIC SAFETY		Prior Years Surplus Appropriated		169,000.00	Total Taxes Levied		800,515.72	
Fire Protection	55,750.00	TOTAL REVENUES		2,135,868.70	1968 TAXES COLLECTED		714,225.71	
Police Protection	99,269.00	1968 REAL PROPERTY VALUATIONS - ASSESSED			1968 Taxes Cancelled, Abated or Adjusted			
Civil Defense & Disaster Control		Code	Class	%	Transfer To Tax Title Liens		15,500.00	
Environmental Inspection & Control		1	Vacant Land	29.92	Balance Outstanding Dec. 31, 1968		70,790.01	
Other Public Safety		2	Residential	62.75	PRIOR YEARS TAXES OUTSTANDING			
PUBLIC WORKS		3	Farm	.29	Balance January 1, 1968		128,505.06	
Streets and Drainage	139,700.00	4a	Commercial	4.36	Collected in 1968		94,394.24	
Sewers and Sewage Processing	6,000.00	4b	Industrial	2.68	Cancelled, Abated or Adjusted (1968)			
Garbage and Trash Disposal	510,100.00	4c	Apartments		Transfers to Tax Title Liens			
Public Buildings and Grounds	15,000.00	Total Valuation		100.00	Balance December 31, 1968		34,110.82	
Other Public Works		CAPITAL DEBT AUTHORIZED, DECEMBER 31, 1968		47,024,150.00	TAX TITLE LIENS OUTSTANDING			
HEALTH and WELFARE		ISSUED AND UNISSUED			Balance January 1, 1968		87,668.15	
Health Services Except Environmental	5,150.00	GROSS DEBT		1,230,402.40	Transfers From Taxes		15,500.00	
Welfare-Public Assistance	3,110.00	NET DEBT			Redeemed in 1968		4,342.42	
Hospitals, Clinics, First Aid		Self-liquidating			Cancelled, Abated or Adjusted (1968)		50,000.00	
Animal, Insect, & Rodent Control	10,500.00	Other			Balance December 31, 1968		48,825.73	
Other Welfare Services		Total		1,230,402.40	PROPERTY ACQUIRED BY DEED OR FORECLOSURE			
RECREATION and CONSERVATION		ISSUED AND OUTSTANDING			Balance January 1, 1968		71,758.71	
Beaches and Boardwalks	20,400.00	School		633,402.40	Transfers From Liens		50,000.00	
Parks, Playgrounds, Shade Trees		Self-liquidating			Sale for Cash (1968)		63,449.80	
Land Reclamation & Conservation	1,200.00	Other			Cancelled, Abated or Adjusted (1968)			
Other Recreational Services	600.00	Total		633,402.40	Balance December 31, 1968		58,308.91	
EDUCATION (excluding schools)		EQUALIZED VALUATION BASIS		46,306,331.33	CURRENT FINANCES DECEMBER 31, 1968			
Libraries		1968 CAPITAL OUTLAY			ASSETS			
Other Educational Services	991,150.00	Beaches and Boardwalks			Cash on Hand Dec. 31, 1968		969,420.97	
STATUTORY EXPENDITURES		Parks and Playgrounds			Taxes Receivable		104,900.83	
Pensions & F. I. C. A.	10,000.00	Public Buildings and Grounds			Tax Title Liens		48,825.73	
Employee Fringe Benefits		Vehicular Equipment			Foreclosed Property		58,308.91	
Other Statutory Expenditures		Streets, Roads, Sidewalks, Storm Sewers			Emergencies & Other Deferred Charges			
TOTAL MUNICIPAL FUNCTIONS	152,000.00	Sewer System			State Aid Receivable		65,381.00	
CAPITAL IMPROVEMENTS		Water System			Other Receivables		983.59	
DEBT SERVICE		Other Utilities			Total		1,247,821.03	
Principal Payments		Hospitals and Clinics			LIABILITIES			
Interest Payments		Garbage and Trash Disposal Facilities			Cash Liabilities		792,762.80	
Other Debt Administration		Health Equipment			Reserves For Receivables		213,019.06	
DEFERRED CHARGES		Library and Education Facilities			Surplus on Hand Dec. 31, 1968		242,039.17	
SCHOOL, COUNTY, SPECIAL DISTRICT TAXES	782,561.71	Conservation and Recreation			Total		1,247,821.03	
RESERVE FOR UNCOLLECTED TAXES	110,078.49	Other Expenditures						
TOTAL EXPENDITURES	2,035,790.20							

1913		LAFAYETTE TWP				PER CAPITA:		PER CENT:		
Population 1960	1,100	Net Valuation Taxable	5,987,851	TAX RATE:		Gross Debt	176.83	Gross Debt	2.79	
Population 1968	1,410	State Equalized Value	9,996,412	General Rate Per \$100.		Net Debt	12.05	Net Debt	.19	
		Net Valuation on Which County Taxes		Effective Tax Rate		Debt Service		Tax Levy Collected	94.94	
Moody Rating		are apportioned:	10,136,542	General Rate		Total Tax Levy	200.18	Tax Levy Cancelled, Abated		
Land Area	18.30 Sq. Miles	State Equalization Ratio	.5990	Municipal Functions		Municipal Functions	63.80	or Adjusted		
1968 EXPENDITURES		1968 REVENUES				1968 PROPERTY TAX				
GENERAL GOVERNMENT										
Governing Body & Public Boards		1968 Property Taxes Collected				267,999.76				
Municipal Clerk		1968 Payments in Lieu of Taxes				80,522.50				
Financial Administration		1,991.62	Delinquent Tax & Lien Collections				113,045.37			
Assessment of Taxes		2,628.95	Business Personalty Replacement Taxes				Regional & Consolidated School Taxes			
Collection of Taxes		3,014.55	Taxes from Public Utilities				School Taxes in Municipal Budget			
Planning, Housing & Development		55.60	Other Miscellaneous Tax Revenues				County Taxes			
Elections		330.00	State Aid Revenues				County Library Taxes			
General Administration (other)		11,225.31	Federal Aid Revenues				Local Municipal Purpose Taxes			
JUDICIARY		Sale of Acquired Property				Veteran & Senior Citizen Taxes				
Municipal Courts		Other Miscellaneous Revenues				Total Taxes for Rate Computation				
PUBLIC SAFETY		Total 1968 Revenues				Special District Taxes				
Fire Protection		1,285.12	Prior Years Surplus Appropriated				Bank Stock Taxes			
Police Protection		325.72	TOTAL REVENUES				Added and Omitted Taxes			
Civil Defense & Disaster Control						Total Taxes Levied				
Environmental Inspection & Control		200.00	1968 REAL PROPERTY VALUATIONS - ASSESSED				1968 TAXES COLLECTED			
Other Public Safety						1968 Taxes Cancelled, Abated or Adjusted				
PUBLIC WORKS						Transfer To Tax Title Liens				
Streets and Drainage		26,734.16	Code Class %				Balance Outstanding Dec. 31, 1968			
Sewers and Sewage Processing										
Garbage and Trash Disposal										
Public Buildings and Grounds		5,112.79								
Other Public Works										
HEALTH and WELFARE										
Health Services Except Environmental		207.00								
Welfare-Public Assistance		355.00								
Hospitals, Clinics, First Aid		200.00								
Animal, Insect, & Rodent Control		654.18								
Other Welfare Services										
RECREATION and CONSERVATION										
Beaches and Boardwalks										
Parks, Playgrounds, Shade Trees										
Land Reclamation & Conservation										
Other Recreational Services		200.00								
EDUCATION (excluding schools)										
Libraries										
Other Educational Services										
STATUTORY EXPENDITURES										
Pensions & F. I. C. A.		2,611.00								
Employee Fringe Benefits										
Other Statutory Expenditures										
TOTAL MUNICIPAL FUNCTIONS		57,131.00								
CAPITAL IMPROVEMENTS		2,000.00								
DEBT SERVICE										
Principal Payments										
Interest Payments										
Other Debt Administration										
DEFERRED CHARGES		7,833.60								
SCHOOL, COUNTY, SPECIAL DISTRICT TAXES		269,144.58								
RESERVE FOR UNCOLLECTED TAXES		23,000.00								
TOTAL EXPENDITURES		359,109.18								

1513		LAKEHURST BORO			PER CAPITA:		PER CENT:	
Population 1960	2,780	Net Valuation Taxable	6,681,372	TAX RATE:	Gross Debt	273.13	Gross Debt	16.68
Population 1968	3,400	State Equalized Value	6,143,225	General Rate Per \$100.	Net Debt	188.05	Net Debt	11.49
		Net Valuation on Which County Taxes are apportioned:	6,198,692	Effective Tax Rate	Debt Service	1.34	Tax Levy Collected	86.77
Moody Rating		State Equalization Ratio	1.0876	General Rate	Total Tax Levy	52.29	Tax Levy Cancelled, Abated or Adjusted	
Land Area	1.16 Sq. Miles			Municipal Functions	Municipal Functions	42.41		
1968 EXPENDITURES		1968 REVENUES		1968 PROPERTY TAX				
GENERAL GOVERNMENT		1968 Property Taxes Collected		154,298.32	Local District School Taxes		59,823.00	
Governing Body & Public Boards		1968 Payments in Lieu of Taxes			Regional & Consolidated School Taxes			
Municipal Clerk		Delinquent Tax & Lien Collections		16,719.84	School Taxes in Municipal Budget			
Financial Administration	1,500.00	Business Personalty Replacement Taxes		5,364.00	County Taxes		31,861.26	
Assessment of Taxes	1,974.68	Taxes from Public Utilities		13,047.22	County Library Taxes		1,302.30	
Collection of Taxes	4,564.15	Other Miscellaneous Tax Revenues			Local Municipal Purpose Taxes		81,850.38	
Planning, Housing & Development	200.00	State Aid Revenues		5,899.00	Veteran & Senior Citizen Taxes		11,300.00	
Elections		Federal Aid Revenues			Total Taxes for Rate Computation		186,136.94	
General Administration (other)	16,034.98	Sale of Acquired Property			Special District Taxes			
JUDICIARY		Other Miscellaneous Revenues		23,498.88	Bank Stock Taxes		1,849.62	
Municipal Courts	2,720.00	Total 1968 Revenues		218,827.26	Added and Omitted Taxes		1,126.05	
PUBLIC SAFETY		Prior Years Surplus Appropriated		5,617.55	Total Taxes Levied		177,812.61	
Fire Protection	6,360.80	TOTAL REVENUES		224,444.81	1968 TAXES COLLECTED		154,298.32	
Police Protection	28,592.58	1968 REAL PROPERTY VALUATIONS - ASSESSED			1968 Taxes Cancelled, Abated or Adjusted			
Civil Defense & Disaster Control	503.41	Code Class %			Transfer To Tax Title Liens			
Environmental Inspection & Control	100.00	1 Vacant Land 4.58		281,350.00	Balance Outstanding Dec. 31, 1968		23,514.29	
Other Public Safety	1,094.36	2 Residential 79.45		4,876,110.00	PRIOR YEARS TAXES OUTSTANDING			
PUBLIC WORKS		3 Farm .18		11,200.00	Balance January 1, 1968		22,263.00	
Streets and Drainage	17,077.59	4a Commercial 15.78		968,410.00	Collected in 1968		15,391.46	
Sewers and Sewage Processing	15,591.00	4b Industrial			Cancelled, Abated or Adjusted (1968)			
Garbage and Trash Disposal	6,260.43	4c Apartments			Transfers to Tax Title Liens			
Public Buildings and Grounds		Total Valuation 99.99		6,137,070.00	Balance December 31, 1968		6,871.54	
Other Public Works		CAPITAL DEBT AUTHORIZED, DECEMBER 31, 1968			TAX TITLE LIENS OUTSTANDING			
HEALTH and WELFARE		ISSUED AND UNISSUED			Balance January 1, 1968		6,092.74	
Health Services Except Environmental	450.00	GROSS DEBT		225,725.86	Transfers From Taxes			
Welfare-Public Assistance	850.00	School		422,650.00	Redeemed in 1968		1,328.38	
Hospitals, Clinics, First Aid		Self-liquidating		498,000.00	Cancelled, Abated or Adjusted (1968)			
Animal, Insect, & Rodent Control	250.00	Other		8,000.00	Balance December 31, 1968		4,764.36	
Other Welfare Services		Total		928,650.00	PROPERTY ACQUIRED BY DEED OR FORECLOSURE			
RECREATION and CONSERVATION		ISSUED AND OUTSTANDING			Balance January 1, 1968		9,500.00	
Beaches and Boardwalks		School		264,000.00	Transfers From Liens			
Parks, Playgrounds, Shade Trees		Self-liquidating		483,000.00	Sale for Cash (1968)			
Land Reclamation & Conservation		Other		8,000.00	Cancelled, Abated or Adjusted (1968)			
Other Recreational Services	1,000.00	Total		755,000.00	Balance December 31, 1968		9,500.00	
EDUCATION (excluding schools)		EQUALIZED VALUATION BASIS		5,564,138.00	CURRENT FINANCES DECEMBER 31, 1968			
Libraries		1968 CAPITAL OUTLAY		185,629.08	ASSETS			
Other Educational Services		Beaches and Boardwalks			Cash on Hand Dec. 31, 1968		19,090.78	
STATUTORY EXPENDITURES		Parks and Playgrounds			Taxes Receivable		30,385.83	
Pensions & F. I. C. A.	6,174.51	Public Buildings and Grounds			Tax Title Liens		4,764.36	
Employee Fringe Benefits		Vehicular Equipment		4,500.00	Foreclosed Property		9,500.00	
Other Statutory Expenditures		Streets, Roads, Sidewalks, Storm Sewers			Emergencies & Other Deferred Charges		14,480.49	
TOTAL MUNICIPAL FUNCTIONS	111,298.49	Sewer System		181,129.08	State Aid Receivable		9,231.00	
CAPITAL IMPROVEMENTS		Water System			Other Receivables		16,131.31	
DEBT SERVICE		Other Utilities			Total		103,583.77	
Principal Payments	4,000.00	Hospitals and Clinics			LIABILITIES			
Interest Payments	562.50	Garbage and Trash Disposal Facilities			Cash Liabilities		27,216.84	
Other Debt Administration		Health Equipment			Reserves For Receivables		60,781.50	
DEFERRED CHARGES	6,506.56	Library and Education Facilities			Surplus on Hand Dec. 31, 1968		15,585.43	
SCHOOL, COUNTY, SPECIAL DISTRICT TAXES	92,986.56	Conservation and Recreation			Total		103,583.77	
RESERVE FOR UNCOLLECTED TAXES	21,856.05	Other Expenditures						
TOTAL EXPENDITURES	237,210.16							

1514
Population 1960 16,020
Population 1968 24,470

Moody Rating BA
Land Area 25.80 Sq. Miles

Net Valuation Taxable 110,896,569
State Equalized Value 122,388,885
Net Valuation on Which County Taxes
are apportioned: 119,628,568
State Equalization Ratio .9061

LAKEWOOD TWP

TAX RATE:
General Rate Per \$100. 3.99
Effective Tax Rate
General Rate 3.61
Municipal Functions 2.17

PER CAPITA:

Gross Debt 443.65
Net Debt 270.61
Debt Service 6.71
Total Tax Levy 182.35
Municipal Functions 109.03

PER CENT:

Gross Debt 10.25
Net Debt 6.25
Tax Levy Collected 89.60
Tax Levy Cancelled, Abated
or Adjusted

1968 EXPENDITURES	1968 REVENUES	1968 PROPERTY TAX
GENERAL GOVERNMENT		
Governing Body & Public Boards 200.00	1968 Property Taxes Collected 3,998,266.69	Local District School Taxes 2,415,106.00
Municipal Clerk	1968 Payments in Lieu of Taxes	Regional & Consolidated School Taxes
Financial Administration 22,390.00	Delinquent Tax & Lien Collections 409,117.75	School Taxes in Municipal Budget
Assessment of Taxes 27,745.00	Business Personalty Replacement Taxes 116,060.00	County Taxes 613,725.16
Collection of Taxes 51,280.00	Taxes from Public Utilities 327,372.78	County Library Taxes
Planning, Housing & Development 27,170.00	Other Miscellaneous Tax Revenues	Local Municipal Purpose Taxes 1,287,901.35
Elections 8,000.00	State Aid Revenues 23,072.91	Veteran & Senior Citizen Taxes 108,360.00
General Administration (other) 257,916.00	Federal Aid Revenues	Total Taxes for Rate Computation 4,425,092.51
JUDICIARY	Sale of Acquired Property 6,835.00	Special District Taxes
Municipal Courts 28,415.00	Other Miscellaneous Revenues 199,817.17	Bank Stock Taxes 13,509.35
PUBLIC SAFETY	Total 1968 Revenues 5,080,542.30	Added and Omitted Taxes 131,950.31
Fire Protection 80,350.00	Prior Years Surplus Appropriated 396,000.00	Total Taxes Levied 4,462,192.17
Police Protection 459,835.00	TOTAL REVENUES 5,476,542.30	1968 TAXES COLLECTED 3,998,266.69
Civil Defense & Disaster Control 8,850.00		1968 Taxes Cancelled, Abated or Adjusted
Environmental Inspection & Control 40,833.08		Transfer To Tax Title Liens
Other Public Safety		Balance Outstanding Dec. 31, 1968 463,925.48
PUBLIC WORKS	1968 REAL PROPERTY VALUATIONS - ASSESSED	
Streets and Drainage 320,371.19	Code Class %	
Sewers and Sewage Processing	1 Vacant Land 6.13	6,610,800.00
Garbage and Trash Disposal 91,000.57	2 Residential 62.77	67,727,350.00
Public Buildings and Grounds 33,081.75	3 Farm 2.11	2,283,400.00
Other Public Works 25,660.56	4a Commercial 16.61	17,923,100.00
	4b Industrial 2.77	2,991,300.00
	4c Apartments 9.60	10,353,600.00
	Total Valuation 99.99	107,889,550.00
HEALTH and WELFARE	CAPITAL DEBT AUTHORIZED, DECEMBER 31, 1968	
Health Services Except Environmental	ISSUED AND UNISSUED	
Welfare-Public Assistance 28,620.00	School 8,185,000.00	3,950,764.04
Hospitals, Clinics, First Aid 31,600.00	Self-liquidating 2,671,200.20	2,671,200.20
Animal, Insect, & Rodent Control	Other 10,856,200.20	6,621,964.24
Other Welfare Services	Total	
RECREATION and CONSERVATION	ISSUED AND OUTSTANDING	
Beaches and Boardwalks 61,990.00	School 2,905,000.00	
Parks, Playgrounds, Shade Trees	Self-liquidating 1,954,000.00	
Land Reclamation & Conservation	Other 4,859,000.00	
Other Recreational Services 44,230.00	Total	
EDUCATION (excluding schools)	EQUALIZED VALUATION BASIS 105,855,899.00	
Libraries 65,080.00	1968 CAPITAL OUTLAY 726,872.94	
Other Educational Services	Beaches and Boardwalks	
STATUTORY EXPENDITURES	Parks and Playgrounds 474,859.71	
Pensions & F. I. C. A. 98,300.00	Public Buildings and Grounds	
Employee Fringe Benefits 28,903.31	Vehicular Equipment	
Other Statutory Expenditures	Streets, Roads, Sidewalks, Storm Sewers	
TOTAL MUNICIPAL FUNCTIONS 1,866,782.38	Sewer System	
CAPITAL IMPROVEMENTS 50,000.00	Water System	
DEBT SERVICE	Other Utilities	
Principal Payments 95,000.00	Hospitals and Clinics	
Interest Payments 69,257.62	Garbage and Trash Disposal Facilities	
Other Debt Administration	Health Equipment	
DEFERRED CHARGES	Library and Education Facilities	
SCHOOL, COUNTY, SPECIAL DISTRICT TAXES 3,028,831.16	Conservation and Recreation	
RESERVE FOR UNCOLLECTED TAXES 586,948.70	Other Expenditures 252,013.23	
TOTAL EXPENDITURES 5,696,819.86		

1017		LAMBERTVILLE CITY				PER CAPITA:		PER CENT:		
Population 1960	4,269	Net Valuation Taxable	13,105,502	TAX RATE:		Gross Debt	181.90	Gross Debt	6.37	
Population 1968	4,590	State Equalized Value	14,563,287	General Rate Per \$100.		Net Debt	53.93	Net Debt	1.89	
		Net Valuation on Which County Taxes		Effective Tax Rate		Debt Service		Tax Levy Collected	82.22	
Moody Rating		are apportioned:	14,448,895	General Rate		Total Tax Levy	131.37	Tax Levy Cancelled, Abated		
Land Area	1.10 Sq. Miles	State Equalization Ratio	.8999	Municipal Functions		Municipal Functions	69.48	or Adjusted		
1968 EXPENDITURES		1968 REVENUES			1968 PROPERTY TAX					
GENERAL GOVERNMENT		1968 Property Taxes Collected			495,865.03		Local District School Taxes			124,620.50
Governing Body & Public Boards		1968 Payments in Lieu of Taxes					Regional & Consolidated School Taxes			290,319.27
Municipal Clerk		6,475.00	Delinquent Tax & Lien Collections			67,367.57	School Taxes in Municipal Budget			
Financial Administration		3,900.00	Business Personalty Replacement Taxes			56,209.00	County Taxes			66,990.05
Assessment of Taxes		2,250.00	Taxes from Public Utilities			37,199.02	County Library Taxes			
Collection of Taxes		8,775.00	Other Miscellaneous Tax Revenues				Local Municipal Purpose Taxes			95,556.99
Planning, Housing & Development			State Aid Revenues			3,089.86	Veteran & Senior Citizen Taxes			26,840.00
Elections		2,100.00	Federal Aid Revenues				Total Taxes for Rate Computation			604,326.81
General Administration (other)		18,320.00	Sale of Acquired Property			18,009.00	Special District Taxes			
JUDICIARY			Other Miscellaneous Revenues			42,469.65	Bank Stock Taxes			3,857.72
Municipal Courts		2,050.00	Total 1968 Revenues			720,209.13	Added and Omitted Taxes			21,682.68
PUBLIC SAFETY			Prior Years Surplus Appropriated			36,000.00	Total Taxes Levied			603,027.21
Fire Protection		15,550.00	TOTAL REVENUES			756,209.13	1968 TAXES COLLECTED			495,865.03
Police Protection		60,170.00					1968 Taxes Cancelled, Abated or Adjusted			
Civil Defense & Disaster Control		100.00					Transfer To Tax Title Liens			
Environmental Inspection & Control		1,780.00					Balance Outstanding Dec. 31, 1968			96,320.84
Other Public Safety										
PUBLIC WORKS										
Streets and Drainage		44,665.00								
Sewers and Sewage Processing										
Garbage and Trash Disposal		29,300.00								
Public Buildings and Grounds		4,250.00								
Other Public Works										
HEALTH and WELFARE										
Health Services Except Environmental		1,100.00								
Welfare-Public Assistance		7,125.00								
Hospitals, Clinics, First Aid		500.00								
Animal, Insect, & Rodent Control		200.00								
Other Welfare Services										
RECREATION and CONSERVATION										
Beaches and Boardwalks										
Parks, Playgrounds, Shade Trees		4,200.00								
Land Reclamation & Conservation										
Other Recreational Services		500.00								
EDUCATION (excluding schools)										
Libraries		3,700.00								
Other Educational Services										
STATUTORY EXPENDITURES										
Pensions & F. I. C. A.		5,900.00								
Employee Fringe Benefits		1,500.00								
Other Statutory Expenditures										
TOTAL MUNICIPAL FUNCTIONS		224,410.00								
CAPITAL IMPROVEMENTS		5,000.00								
DEBT SERVICE										
Principal Payments										
Interest Payments										
Other Debt Administration										
DEFERRED CHARGES		3,300.00								
SCHOOL, COUNTY, SPECIAL DISTRICT TAXES		481,929.82								
RESERVE FOR UNCOLLECTED TAXES		86,211.71								
TOTAL EXPENDITURES		800,851.53								

0420		LAUREL SPRINGS BORO				PER CAPITA:		PER CENT:	
Population 1960	2,028	Net Valuation Taxable	5,189,175	TAX RATE:		Gross Debt	15.26	Gross Debt	.41
Population 1968	2,620	State Equalized Value	11,483,016	General Rate Per \$100.		Net Debt		Net Debt	
		Net Valuation on Which County Taxes		Effective Tax Rate		Debt Service	7.55	Tax Levy Collected	98.83
Moody Rating		are apportioned:	10,469,371	General Rate		Total Tax Levy	141.52	Tax Levy Cancelled, Abated	
Land Area	.43 Sq. Miles	State Equalization Ratio	.4519	Municipal Functions		Municipal Functions	75.73	or Adjusted	.42
1968 EXPENDITURES		1968 REVENUES		1968 PROPERTY TAX					
GENERAL GOVERNMENT		1968 Property Taxes Collected		366,490.27	Local District School Taxes		193,730.00		
Governing Body & Public Boards		1968 Payments in Lieu of Taxes		2,648.72	Regional & Consolidated School Taxes				
Municipal Clerk		Delinquent Tax & Lien Collections		23,209.88	School Taxes in Municipal Budget				
Financial Administration	3,533.80	Business Personality Replacement Taxes		4,371.00	County Taxes		102,158.07		
Assessment of Taxes	2,150.00	Taxes from Public Utilities		35,780.48	County Library Taxes		1,254.92		
Collection of Taxes	3,705.50	Other Miscellaneous Tax Revenues			Local Municipal Purpose Taxes		69,958.03		
Planning, Housing & Development		State Aid Revenues		5,181.00	Veteran & Senior Citizen Taxes		15,290.00		
Elections		Federal Aid Revenues			Total Taxes for Rate Computation		382,391.02		
General Administration (other)	17,597.29	Sale of Acquired Property			Special District Taxes				
JUDICIARY		Other Miscellaneous Revenues		12,706.94	Bank Stock Taxes		900.75		
Municipal Courts	1,750.00	Total 1968 Revenues		450,388.29	Added and Omitted Taxes		2,799.15		
PUBLIC SAFETY		Prior Years Surplus Appropriated			Total Taxes Levied		370,800.92		
Fire Protection	5,874.28	TOTAL REVENUES		450,388.29	1968 TAXES COLLECTED		366,490.27		
Police Protection	51,275.03	1968 REAL PROPERTY VALUATIONS - ASSESSED			1968 Taxes Cancelled, Abated or Adjusted		1,564.00		
Civil Defense & Disaster Control	750.00	Code Class %			Transfer To Tax Title Liens				
Environmental Inspection & Control	1,300.00	1 Vacant Land .66		29,515.00	Balance Outstanding Dec. 31, 1968		2,278.92		
Other Public Safety		2 Residential 77.19		3,474,460.00	PRIOR YEARS TAXES OUTSTANDING				
PUBLIC WORKS		3 Farm .12		5,625.00	Balance January 1, 1968		24,520.28		
Streets and Drainage	18,038.40	4a Commercial 13.98		629,075.00	Collected in 1968		23,209.88		
Sewers and Sewage Processing	9,233.41	4b Industrial			Cancelled, Abated or Adjusted (1968)		1,310.40		
Garbage and Trash Disposal	9,635.00	4c Apartments 8.06		362,750.00	Transfers to Tax Title Liens				
Public Buildings and Grounds		Total Valuation 100.01		4,501,425.00	Balance December 31, 1968				
Other Public Works		CAPITAL DEBT AUTHORIZED, DECEMBER 31, 1968			TAX TITLE LIENS OUTSTANDING				
HEALTH and WELFARE		ISSUED AND UNISSUED			Balance January 1, 1968				
Health Services Except Environmental	865.00	School		40,000.00	Transfers From Taxes				
Welfare-Public Assistance	275.00	Self-liquidating			Redeemed in 1968				
Hospitals, Clinics, First Aid		Other			Cancelled, Abated or Adjusted (1968)				
Animal, Insect, & Rodent Control		Total		40,000.00	Balance December 31, 1968				
Other Welfare Services		ISSUED AND OUTSTANDING			PROPERTY ACQUIRED BY DEED OR				
RECREATION and CONSERVATION		School		40,000.00	FORECLOSURE				
Beaches and Boardwalks	600.00	Self-liquidating			Balance January 1, 1968		9,311.00		
Parks, Playgrounds, Shade Trees		Other			Transfers From Liens				
Land Reclamation & Conservation	1,356.19	Total		40,000.00	Sale for Cash (1968)		8,760.00		
Other Recreational Services		EQUALIZED VALUATION BASIS		9,592,808.67	Cancelled, Abated or Adjusted (1968)				
EDUCATION (excluding schools)		1968 CAPITAL OUTLAY		9,890.44	Balance December 31, 1968		551.00		
Libraries	525.00	Beaches and Boardwalks			CURRENT FINANCES DECEMBER 31, 1968				
Other Educational Services		Parks and Playgrounds			ASSETS				
STATUTORY EXPENDITURES		Public Buildings and Grounds			Cash on Hand Dec. 31, 1968		68,961.51		
Pensions & F. I. C. A.	3,700.00	Vehicular Equipment			Taxes Receivable		2,278.92		
Employee Fringe Benefits		Streets, Roads, Sidewalks, Storm Sewers		9,890.44	Tax Title Liens				
Other Statutory Expenditures		Sewer System			Foreclosed Property		551.00		
TOTAL MUNICIPAL FUNCTIONS	132,163.90	Water System			Emergencies & Other Deferred Charges		19,572.00		
CAPITAL IMPROVEMENTS	2,000.00	Other Utilities			State Aid Receivable				
DEBT SERVICE		Hospitals and Clinics			Other Receivables		60.14		
Principal Payments	17,988.10	Garbage and Trash Disposal Facilities			Total		91,423.57		
Interest Payments	1,800.00	Health Equipment			LIABILITIES				
Other Debt Administration		Library and Education Facilities			Cash Liabilities		14,407.21		
DEFERRED CHARGES	6,568.00	Conservation and Recreation			Reserves For Receivables		2,890.06		
SCHOOL, COUNTY, SPECIAL DISTRICT TAXES	297,142.99	Other Expenditures			Surplus on Hand Dec. 31, 1968		74,126.30		
RESERVE FOR UNCOLLECTED TAXES	37,910.78				Total		91,423.57		
TOTAL EXPENDITURES	495,573.77								

1515		LAVALLETTE BORO				PER CAPITA:		PER CENT:		
Population 1960	832	Net Valuation Taxable	26,809,335	TAX RATE:		Gross Debt	412.44	Gross Debt	1.15	
Population 1968	830	State Equalized Value	32,734,230	General Rate Per \$100.		Net Debt	112.44	Net Debt	.31	
		Net Valuation on Which County Taxes		Effective Tax Rate		Debt Service	16.86	Tax Levy Collected	95.25	
Moody Rating		are apportioned:	31,168,173	General Rate		Total Tax Levy	681.56	Tax Levy Cancelled, Abated		
Land Area	.57 Sq. Miles	State Equalization Ratio	.8190	Municipal Functions		Municipal Functions	567.46	or Adjusted		
1968 EXPENDITURES		1968 REVENUES				1968 PROPERTY TAX				
GENERAL GOVERNMENT										
Governing Body & Public Boards	9,300.00	1968 Property Taxes Collected				538,831.29	Local District School Taxes			204,502.00
Municipal Clerk	7,800.00	1968 Payments in Lieu of Taxes					Regional & Consolidated School Taxes			
Financial Administration	5,000.00	Delinquent Tax & Lien Collections				24,887.86	School Taxes in Municipal Budget			
Assessment of Taxes	3,600.00	Business Personalty Replacement Taxes				5,608.00	County Taxes			160,316.08
Collection of Taxes	6,300.00	Taxes from Public Utilities				31,470.84	County Library Taxes			6,552.63
Planning, Housing & Development	750.00	Other Miscellaneous Tax Revenues					Local Municipal Purpose Taxes			190,000.00
Elections	600.00	State Aid Revenues				3,936.00	Veteran & Senior Citizen Taxes			14,650.00
General Administration (other)	16,500.00	Federal Aid Revenues					Total Taxes for Rate Computation			576,020.71
JUDICIARY		Sale of Acquired Property					Special District Taxes			
Municipal Courts	2,950.00	Other Miscellaneous Revenues				158,689.53	Bank Stock Taxes			
PUBLIC SAFETY		Total 1968 Revenues				763,423.58	Added and Omitted Taxes			4,325.83
Fire Protection	11,100.00	Prior Years Surplus Appropriated				115,000.00	Total Taxes Levied			565,696.54
Police Protection	86,900.00	TOTAL REVENUES				878,423.58	1968 TAXES COLLECTED			538,831.29
Civil Defense & Disaster Control	1,000.00						1968 Taxes Cancelled, Abated or Adjusted			
Environmental Inspection & Control	2,700.00						Transfer To Tax Title Liens			
Other Public Safety							Balance Outstanding Dec. 31, 1968			26,865.25
PUBLIC WORKS		1968 REAL PROPERTY VALUATIONS - ASSESSED								
Streets and Drainage	62,400.00	Code	Class	%						
Sewers and Sewage Processing		1	Vacant Land	3.92	1,014,250.00					
Garbage and Trash Disposal	24,000.00	2	Residential	85.46	22,126,450.00					
Public Buildings and Grounds	14,600.00	3	Farm							
Other Public Works		4a	Commercial	7.54	1,951,300.00					
HEALTH and WELFARE		4b	Industrial							
Health Services Except Environmental	1,900.00	4c	Apartments	3.09	800,200.00					
Welfare-Public Assistance	200.00	Total Valuation			100.01	25,892,200.00				
Hospitals, Clinics, First Aid	200.00	CAPITAL DEBT AUTHORIZED, DECEMBER 31, 1968								
Animal, Insect, & Rodent Control	2,300.00	ISSUED AND UNISSUED		GROSS DEBT	NET DEBT	TAX TITLE LIENS OUTSTANDING				
Other Welfare Services		School		249,000.00		Balance January 1, 1968				
RECREATION and CONSERVATION		Self-liquidating				Transfers From Taxes				
Beaches and Boardwalks	73,900.00	Other		93,325.80	93,325.80	Redeemed in 1968				
Parks, Playgrounds, Shade Trees	5,300.00	Total		342,325.80	93,325.80	Cancelled, Abated or Adjusted (1968)				
Land Reclamation & Conservation		ISSUED AND OUTSTANDING				Balance December 31, 1968				
Other Recreational Services	2,700.00	School				49,000.00	PROPERTY ACQUIRED BY DEED OR FORECLOSURE			
EDUCATION (excluding schools)		Self-liquidating					Balance January 1, 1968			
Libraries		Other				38,000.00	Transfers From Liens			
Other Educational Services		Total				87,000.00	Sale for Cash (1968)			
STATUTORY EXPENDITURES		EQUALIZED VALUATION BASIS				29,586,379.33	Cancelled, Abated or Adjusted (1968)			
Pensions & F. I. C. A.	17,687.31	1968 CAPITAL OUTLAY				3,375.00	Balance December 31, 1968			
Employee Fringe Benefits	13,300.00	Beaches and Boardwalks					CURRENT FINANCES DECEMBER 31, 1968			
Other Statutory Expenditures		Parks and Playgrounds					ASSETS			
TOTAL MUNICIPAL FUNCTIONS	372,987.31	Public Buildings and Grounds					Cash on Hand Dec. 31, 1968			
CAPITAL IMPROVEMENTS	2,800.00	Vehicular Equipment					Taxes Receivable			
DEBT SERVICE		Streets, Roads, Sidewalks, Storm Sewers				3,000.00	Tax Title Liens			
Principal Payments	12,000.00	Sewer System				375.00	Foreclosed Property			
Interest Payments	2,000.00	Water System					Emergencies & Other Deferred Charges			
Other Debt Administration		Other Utilities					State Aid Receivable			
DEFERRED CHARGES	8,212.69	Hospitals and Clinics					Other Receivables			
SCHOOL, COUNTY, SPECIAL DISTRICT TAXES	371,370.71	Garbage and Trash Disposal Facilities					Total			
RESERVE FOR UNCOLLECTED TAXES	73,000.00	Health Equipment					LIABILITIES			
TOTAL EXPENDITURES	842,370.71	Library and Education Facilities					Cash Liabilities			
		Conservation and Recreation					Reserves For Receivables			
		Other Expenditures					Surplus on Hand Dec. 31, 1968			
							Total			

0421		LAWNSIDE BORO			PER CAPITA:		PER CENT:	
Population 1960	2,155	Net Valuation Taxable	4,258,315	TAX RATE:	Gross Debt	200.81	Gross Debt	5.96
Population 1968	2,710	State Equalized Value	10,148,510	General Rate Per \$100.	Net Debt		Net Debt	
		Net Valuation on Which County Taxes are apportioned:	11,172,914	Effective Tax Rate	Debt Service		Tax Levy Collected	85.87
Moody Rating		State Equalization Ratio	.4196	General Rate	Total Tax Levy	125.73	Tax Levy Cancelled, Abated or Adjusted	.03
Land Area	1.45 Sq. Miles			Municipal Functions	Municipal Functions	104.79		
1968 EXPENDITURES		1968 REVENUES		1968 PROPERTY TAX				
GENERAL GOVERNMENT		1968 Property Taxes Collected		292,637.55	Local District School Taxes	160,549.00		
Governing Body & Public Boards		1968 Payments in Lieu of Taxes			Regional & Consolidated School Taxes			
Municipal Clerk					School Taxes in Municipal Budget			
Financial Administration		3,627.00	Delinquent Tax & Lien Collections	76,043.27	County Taxes	103,836.24		
Assessment of Taxes		3,048.68	Business Personalty Replacement Taxes	14,966.00	County Library Taxes	1,339.25		
Collection of Taxes		8,407.00	Taxes from Public Utilities	43,800.08	Local Municipal Purpose Taxes	64,000.00		
Planning, Housing & Development		2,438.00	Other Miscellaneous Tax Revenues		Veteran & Senior Citizen Taxes	12,240.00		
Elections		968.00	State Aid Revenues	12,997.08	Total Taxes for Rate Computation	341,964.49		
General Administration (other)		26,095.18	Federal Aid Revenues		Special District Taxes			
JUDICIARY			Sale of Acquired Property	23,202.50	Bank Stock Taxes	11,029.67		
Municipal Courts		2,105.00	Other Miscellaneous Revenues	32,547.14	Added and Omitted Taxes	340,754.16		
PUBLIC SAFETY			Total 1968 Revenues	496,193.62	1968 TAXES COLLECTED	292,637.55		
Fire Protection		5,005.14	Prior Years Surplus Appropriated	100,000.00	1968 Taxes Cancelled, Abated or Adjusted	118.01		
Police Protection		43,935.00	TOTAL REVENUES	596,193.62	Transfer To Tax Title Liens	12,578.02		
Civil Defense & Disaster Control		300.00			Balance Outstanding Dec. 31, 1968	44,319.87		
Environmental Inspection & Control		510.00						
Other Public Safety								
PUBLIC WORKS			1968 REAL PROPERTY VALUATIONS - ASSESSED					
Streets and Drainage		37,300.00	Code	Class	%			
Sewers and Sewage Processing			1	Vacant Land	5.28	223,190.00		
Garbage and Trash Disposal		9,200.00	2	Residential	73.63	3,109,845.00		
Public Buildings and Grounds		8,830.00	3	Farm				
Other Public Works			4a	Commercial	6.94	293,075.00		
HEALTH and WELFARE			4b	Industrial	14.15	597,770.00		
Health Services Except Environmental		3,047.00	4c	Apartments				
Welfare-Public Assistance		5,047.70	Total Valuation		100.00	4,223,880.00		
Hospitals, Clinics, First Aid			CAPITAL DEBT AUTHORIZED, DECEMBER 31, 1968					
Animal, Insect, & Rodent Control		600.00	ISSUED AND UNISSUED		GROSS DEBT	NET DEBT		
Other Welfare Services			School		33,000.00			
RECREATION and CONSERVATION			Self-liquidating		511,200.00			
Beaches and Boardwalks			Other					
Parks, Playgrounds, Shade Trees		9,016.00	Total		544,200.00			
Land Reclamation & Conservation			ISSUED AND OUTSTANDING					
Other Recreational Services		300.00	School		33,000.00			
EDUCATION (excluding schools)			Self-liquidating					
Libraries			Other					
Other Educational Services			Total		33,000.00			
STATUTORY EXPENDITURES			EQUALIZED VALUATION BASIS		9,122,740.33			
Pensions & F. I. C. A.		5,250.00	1968 CAPITAL OUTLAY		68,927.57			
Employee Fringe Benefits			Beaches and Boardwalks					
Other Statutory Expenditures			Parks and Playgrounds					
TOTAL MUNICIPAL FUNCTIONS		175,029.70	Public Buildings and Grounds					
CAPITAL IMPROVEMENTS			Vehicular Equipment					
DEBT SERVICE			Streets, Roads, Sidewalks, Storm Sewers					
Principal Payments			Sewer System		68,927.57			
Interest Payments			Water System					
Other Debt Administration			Other Utilities					
DEFERRED CHARGES		19,977.50	Hospitals and Clinics					
SCHOOL, COUNTY, SPECIAL DISTRICT TAXES		265,724.49	Garbage and Trash Disposal Facilities					
RESERVE FOR UNCOLLECTED TAXES		88,992.80	Health Equipment					
			Library and Education Facilities					
			Conservation and Recreation					
TOTAL EXPENDITURES		549,724.49	Other Expenditures					

0608		LAWRENCE TWP			PER CAPITA:		PER CENT:		
Population 1960	2,639	Net Valuation Taxable	3,309,358	TAX RATE:	Gross Debt	61.64	Gross Debt	2.11	
Population 1968	2,920	State Equalized Value	8,915,296	General Rate Per \$100.	Net Debt		Net Debt		
		Net Valuation on Which County Taxes are apportioned:	9,158,960	Effective Tax Rate	Debt Service		Tax Levy Collected	72.06	
Moody Rating				General Rate	Total Tax Levy	89.86	Tax Levy Cancelled, Abated		
Land Area	35.60 Sq. Miles	State Equalization Ratio	.3712	Municipal Functions	Municipal Functions	56.84	or Adjusted		
1968 EXPENDITURES		1968 REVENUES			1968 PROPERTY TAX				
GENERAL GOVERNMENT		1968 Property Taxes Collected			189,098.89				
Governing Body & Public Boards		1968 Payments in Lieu of Taxes			150,825.43				
Municipal Clerk		Delinquent Tax & Lien Collections			Regional & Consolidated School Taxes				
Financial Administration		2,400.00	Business Personalty Replacement Taxes			School Taxes in Municipal Budget			
Assessment of Taxes		2,397.20	Taxes from Public Utilities			County Taxes			
Collection of Taxes		3,546.62	Other Miscellaneous Tax Revenues			78,685.11			
Planning, Housing & Development		2,114.25	State Aid Revenues			County Library Taxes			
Elections		425.10	Federal Aid Revenues			Local Municipal Purpose Taxes			
General Administration (other)		11,083.59	Sale of Acquired Property			32,452.56			
JUDICIARY			Other Miscellaneous Revenues			Veteran & Senior Citizen Taxes			
Municipal Courts		3,670.00	Total 1968 Revenues			Total Taxes for Rate Computation			
PUBLIC SAFETY			Prior Years Surplus Appropriated			Special District Taxes			
Fire Protection		2,525.00	TOTAL REVENUES			Bank Stock Taxes			
Police Protection		10,295.33				429.44			
Civil Defense & Disaster Control		230.00				Added and Omitted Taxes			
Environmental Inspection & Control		1,346.75				Total Taxes Levied			
Other Public Safety			1968 REAL PROPERTY VALUATIONS - ASSESSED			1968 TAXES COLLECTED			
PUBLIC WORKS			Code Class %			189,098.89			
Streets and Drainage		24,976.78	1 Vacant Land 21.36			150,825.43			
Sewers and Sewage Processing			2 Residential 42.02			Regional & Consolidated School Taxes			
Garbage and Trash Disposal		3,275.00	3 Farm 27.18			School Taxes in Municipal Budget			
Public Buildings and Grounds		6,790.00	4a Commercial 7.54			County Taxes			
Other Public Works			4b Industrial 1.91			78,685.11			
HEALTH and WELFARE			4c Apartments			County Library Taxes			
Health Services Except Environmental		1,642.84	Total Valuation 100.00			Local Municipal Purpose Taxes			
Welfare-Public Assistance		1,081.43	CAPITAL DEBT AUTHORIZED, DECEMBER 31, 1968			32,452.56			
Hospitals, Clinics, First Aid			ISSUED AND UNISSUED			Veteran & Senior Citizen Taxes			
Animal, Insect, & Rodent Control		300.00	School			Total Taxes for Rate Computation			
Other Welfare Services			Self-liquidating			Special District Taxes			
RECREATION and CONSERVATION			Other			Bank Stock Taxes			
Beaches and Boardwalks			Total			429.44			
Parks, Playgrounds, Shade Trees		2,970.53	ISSUED AND OUTSTANDING			Added and Omitted Taxes			
Land Reclamation & Conservation			School			Total Taxes Levied			
Other Recreational Services		450.00	Self-liquidating			1968 TAXES COLLECTED			
EDUCATION (excluding schools)			Other			189,098.89			
Libraries		1,200.00	Total			1968 Taxes Cancelled, Abated or Adjusted			
Other Educational Services			EQUALIZED VALUATION BASIS			Transfer To Tax Title Liens			
STATUTORY EXPENDITURES			1968 CAPITAL OUTLAY			Balance Outstanding Dec. 31, 1968			
Pensions & F. I. C. A.		1,189.00	Beaches and Boardwalks			PRIOR YEARS TAXES OUTSTANDING			
Employee Fringe Benefits			Parks and Playgrounds			Balance January 1, 1968			
Other Statutory Expenditures			Public Buildings and Grounds			68,678.84			
TOTAL MUNICIPAL FUNCTIONS		83,909.42	Vehicular Equipment			Collected in 1968			
CAPITAL IMPROVEMENTS		1,000.00	Streets, Roads, Sidewalks, Storm Sewers			Cancelled, Abated or Adjusted (1968)			
DEBT SERVICE			Sewer System			Transfers to Tax Title Liens			
Principal Payments			Water System			Balance December 31, 1968			
Interest Payments			Other Utilities			TAX TITLE LIENS OUTSTANDING			
Other Debt Administration			Hospitals and Clinics			Balance January 1, 1968			
DEFERRED CHARGES		7,807.19	Garbage and Trash Disposal Facilities			12,134.11			
SCHOOL, COUNTY, SPECIAL DISTRICT TAXES		229,510.54	Health Equipment			Transfers From Taxes			
RESERVE FOR UNCOLLECTED TAXES		73,263.81	Library and Education Facilities			Redeemed in 1968			
TOTAL EXPENDITURES		395,490.96	Conservation and Recreation			1,144.24			
			Other Expenditures			Cancelled, Abated or Adjusted (1968)			
						Balance December 31, 1968			
						PROPERTY ACQUIRED BY DEED OR FORECLOSURE			
						Balance January 1, 1968			
						8,700.00			
						Transfers From Liens			
						360.00			
						Sale for Cash (1968)			
						5,585.00			
						Cancelled, Abated or Adjusted (1968)			
						Balance December 31, 1968			
						3,475.00			
						CURRENT FINANCES DECEMBER 31, 1968			
						ASSETS			
						Cash on Hand Dec. 31, 1968			
						7,775.47			
						Taxes Receivable			
						84,353.23			
						Tax Title Liens			
						10,989.87			
						Foreclosed Property			
						3,475.00			
						Emergencies & Other Deferred Charges			
						805.80			
						State Aid Receivable			
						38,427.73			
						Other Receivables			
						5.00			
						Total			
						145,832.10			
						LIABILITIES			
						Cash Liabilities			
						13,434.77			
						Reserves For Receivables			
						98,823.10			
						Surplus on Hand Dec. 31, 1968			
						33,574.23			
						Total			
						145,832.10			

1107
Population 1960 13,665
Population 1968 18,780

Moody Rating A
Land Area 21.87 Sq. Miles

Net Valuation Taxable 64,159,840
State Equalized Value 146,651,062
Net Valuation on Which County Taxes
are apportioned: 145,425,460
State Equalization Ratio .4375

LAWRENCE TWP
TAX RATE:
General Rate Per \$100. 7.56
Effective Tax Rate
General Rate 3.30
Municipal Functions 1.40

PER CAPITA:
Gross Debt 415.02
Net Debt 142.51
Debt Service 3.13
Total Tax Levy 257.89
Municipal Functions 110.03

PER CENT:
Gross Debt 6.09
Net Debt 2.09
Tax Levy Collected 94.71
Tax Levy Cancelled, Abated
or Adjusted .75

1968 EXPENDITURES		1968 REVENUES		1968 PROPERTY TAX	
GENERAL GOVERNMENT		1968 Property Taxes Collected 4,587,285.30		Local District School Taxes 2,861,007.48	
Governing Body & Public Boards		1968 Payments in Lieu of Taxes		Regional & Consolidated School Taxes	
Municipal Clerk		Delinquent Tax & Lien Collections	225,984.25	School Taxes in Municipal Budget	1,228,907.09
Financial Administration	11,500.00	Business Personalty Replacement Taxes	338,530.00	County Taxes	40,803.04
Assessment of Taxes	14,730.00	Taxes from Public Utilities	373,003.06	County Library Taxes	625,621.68
Collection of Taxes	30,554.95	Other Miscellaneous Tax Revenues	26,793.00	Local Municipal Purpose Taxes	92,230.00
Planning, Housing & Development	12,518.71	State Aid Revenues		Veteran & Senior Citizen Taxes	4,848,569.29
Elections	2,159.51	Federal Aid Revenues		Total Taxes for Rate Computation	
General Administration (other)	137,285.84	Sale of Acquired Property		Special District Taxes	
JUDICIARY		Other Miscellaneous Revenues	120,324.28	Bank Stock Taxes	4,119.32
Municipal Courts	12,160.00	Total 1968 Revenues	5,671,919.89	Added and Omitted Taxes	82,762.47
PUBLIC SAFETY		Prior Years Surplus Appropriated	200,000.00	Total Taxes Levied	4,843,221.08
Fire Protection	30,800.00	TOTAL REVENUES	5,871,919.89	1968 TAXES COLLECTED	4,587,285.30
Police Protection	360,177.49			1968 Taxes Cancelled, Abated or Adjusted	36,667.37
Civil Defense & Disaster Control	18,522.51			Transfer To Tax Title Liens	4,433.94
Environmental Inspection & Control	24,450.00			Balance Outstanding Dec. 31, 1968	216,749.08
Other Public Safety					
PUBLIC WORKS		1968 REAL PROPERTY VALUATIONS - ASSESSED			
Streets and Drainage	268,528.36	Code	Class	%	
Sewers and Sewage Processing	383,300.00	1	Vacant Land	4.29	2,642,775.00
Garbage and Trash Disposal	112,000.00	2	Residential	61.71	38,047,065.00
Public Buildings and Grounds	43,000.00	3	Farm	2.63	1,622,050.00
Other Public Works		4a	Commercial	19.31	11,904,300.00
HEALTH and WELFARE		4b	Industrial	10.56	6,509,450.00
Health Services Except Environmental	27,800.00	4c	Apartments	1.51	932,750.00
Welfare-Public Assistance	17,300.00		Total Valuation	100.01	61,658,390.00
Hospitals, Clinics, First Aid					
Animal, Insect, & Rodent Control	7,000.00	CAPITAL DEBT AUTHORIZED, DECEMBER 31, 1968			
Other Welfare Services		ISSUED AND UNISSUED	GROSS DEBT	NET DEBT	
RECREATION and CONSERVATION		School	6,426,000.00	1,308,236.75	
Beaches and Boardwalks		Self-liquidating	1,368,255.12	1,368,255.12	
Parks, Playgrounds, Shade Trees	51,326.47	Other	7,794,255.12	2,676,491.87	
Land Reclamation & Conservation		Total			
Other Recreational Services		ISSUED AND OUTSTANDING			
EDUCATION (excluding schools)		School		6,426,000.00	
Libraries	400.00	Self-liquidating		1,235,000.00	
Other Educational Services		Other		7,661,000.00	
STATUTORY EXPENDITURES		Total			
Pensions & F. I. C. A.	73,000.00	EQUALIZED VALUATION BASIS	127,944,081.33		
Employee Fringe Benefits	41,147.00	1968 CAPITAL OUTLAY	321,544.17		
Other Statutory Expenditures		Beaches and Boardwalks			
TOTAL MUNICIPAL FUNCTIONS	1,679,660.84	Parks and Playgrounds	212,446.54		
CAPITAL IMPROVEMENTS	50,000.00	Public Buildings and Grounds	7,877.65		
DEBT SERVICE		Vehicular Equipment			
Principal Payments	20,000.00	Streets, Roads, Sidewalks, Storm Sewers	94,393.48		
Interest Payments	38,904.16	Sewer System	6,825.50		
Other Debt Administration		Water System			
DEFERRED CHARGES		Other Utilities			
SCHOOL, COUNTY, SPECIAL DISTRICT TAXES	4,130,717.61	Hospitals and Clinics			
RESERVE FOR UNCOLLECTED TAXES	277,800.00	Garbage and Trash Disposal Facilities			
		Health Equipment			
		Library and Education Facilities			
		Conservation and Recreation			
TOTAL EXPENDITURES	6,197,082.61	Other Expenditures			

1018		LEBANON BORO.			PER CAPITA:		PER CENT:	
Population 1960	880	Net Valuation Taxable	5,062,652	TAX RATE:	Gross Debt	198.16	Gross Debt	3.39
Population 1968	960	State Equalized Value	6,348,949	General Rate Per \$100.	Net Debt	31.00	Net Debt	.53
		Net Valuation on Which County Taxes		Effective Tax Rate	Debt Service	4.37	Tax Levy Collected	92.43
Moody Rating		are apportioned:	5,866,826	General Rate	Total Tax Levy	173.76	Tax Levy Cancelled, Abated	
Land Area	.88 Sq. Miles	State Equalization Ratio	.7974	Municipal Functions	Municipal Functions	71.78	or Adjusted	
1968 EXPENDITURES		1968 REVENUES		1968 PROPERTY TAX				
GENERAL GOVERNMENT		1968 Property Taxes Collected		154,196.20	Local District School Taxes		63,877.00	
Governing Body & Public Boards		1968 Payments in Lieu of Taxes			Regional & Consolidated School Taxes		45,602.37	
Municipal Clerk		Delinquent Tax & Lien Collections		8,127.82	School Taxes in Municipal Budget			
Financial Administration	1,883.00	Business Personality Replacement Taxes		1,774.00	County Taxes		27,304.79	
Assessment of Taxes	1,050.00	Taxes from Public Utilities		8,377.99	County Library Taxes		982.38	
Collection of Taxes	1,075.00	Other Miscellaneous Tax Revenues		529.00	Local Municipal Purpose Taxes		27,534.69	
Planning, Housing & Development	2,349.00	State Aid Revenues			Veteran & Senior Citizen Taxes		4,650.00	
Elections		Federal Aid Revenues			Total Taxes for Rate Computation		169,951.23	
General Administration (other)	5,775.61	Sale of Acquired Property			Special District Taxes			
JUDICIARY		Other Miscellaneous Revenues		2,278.07	Bank Stock Taxes		140.31	
Municipal Courts	900.00	Total 1968 Revenues		175,283.08	Added and Omitted Taxes		1,376.59	
PUBLIC SAFETY		Prior Years Surplus Appropriated		21,000.00	Total Taxes Levied		166,818.13	
Fire Protection	4,126.00	TOTAL REVENUES		196,283.08	1968 TAXES COLLECTED		154,196.20	
Police Protection	2,317.26	1968 REAL PROPERTY VALUATIONS - ASSESSED			1968 Taxes Cancelled, Abated or Adjusted			
Civil Defense & Disaster Control		Code Class %			Transfer To Tax Title Liens			
Environmental Inspection & Control	200.00	1 Vacant Land 2.60		127,550.00	Balance Outstanding Dec. 31, 1968		12,621.93	
Other Public Safety		2 Residential 65.37		3,207,142.00	PRIOR YEARS TAXES OUTSTANDING			
PUBLIC WORKS		3 Farm 5.10		250,615.00	Balance January 1, 1968		10,599.63	
Streets and Drainage	4,290.00	4a Commercial 19.24		944,200.00	Collected in 1968		8,127.82	
Sewers and Sewage Processing		4b Industrial 7.68		377,000.00	Cancelled, Abated or Adjusted (1968)			
Garbage and Trash Disposal	3,500.00	4c Apartments			Transfers to Tax Title Liens			
Public Buildings and Grounds		Total Valuation 99.99.		4,906,507.00	Balance December 31, 1968		2,471.81	
Other Public Works	50.00	CAPITAL DEBT AUTHORIZED, DECEMBER 31, 1968			TAX TITLE LIENS OUTSTANDING			
HEALTH and WELFARE		ISSUED AND UNISSUED			Balance January 1, 1968			
Health Services Except Environmental	210.00	GROSS DEBT			Transfers From Taxes			
Welfare-Public Assistance	63.00	School		160,468.83	Redeemed in 1968			
Hospitals, Clinics, First Aid		Self-liquidating		29,766.90	Cancelled, Abated or Adjusted (1968)			
Animal, Insect, & Rodent Control		Other		190,235.73	Balance December 31, 1968			
Other Welfare Services		Total		29,766.90	PROPERTY ACQUIRED BY DEED OR FORECLOSURE			
RECREATION and CONSERVATION		ISSUED AND OUTSTANDING			Balance January 1, 1968			
Beaches and Boardwalks		School		60,135.64	Transfers From Liens			
Parks, Playgrounds, Shade Trees	1,950.00	Self-liquidating			Sale for Cash (1968)			
Land Reclamation & Conservation		Other		11,766.90	Cancelled, Abated or Adjusted (1968)			
Other Recreational Services	2,485.70	Total		71,902.54	Balance December 31, 1968			
EDUCATION (excluding schools)		EQUALIZED VALUATION BASIS		5,601,455.00	CURRENT FINANCES DECEMBER 31, 1968			
Libraries		1968 CAPITAL OUTLAY		3,424.00	ASSETS			
Other Educational Services		Beaches and Boardwalks			Cash on Hand Dec. 31, 1968		43,184.13	
STATUTORY EXPENDITURES		Parks and Playgrounds			Taxes Receivable		15,093.74	
Pensions & F. I. C. A.	250.00	Public Buildings and Grounds			Tax Title Liens			
Employee Fringe Benefits	1,300.00	Vehicular Equipment			Foreclosed Property			
Other Statutory Expenditures		Streets, Roads, Sidewalks, Storm Sewers			Emergencies & Other Deferred Charges		2,688.57	
TOTAL MUNICIPAL FUNCTIONS	33,774.57	Sewer System		3,424.00	State Aid Receivable		1,674.00	
CAPITAL IMPROVEMENTS	1,000.00	Water System			Other Receivables		155.62	
DEBT SERVICE		Other Utilities			Total		62,795.46	
Principal Payments	3,500.00	Hospitals and Clinics			LIABILITIES			
Interest Payments	700.00	Garbage and Trash Disposal Facilities			Cash Liabilities		7,349.19	
Other Debt Administration		Health Equipment			Reserves For Receivables		15,248.76	
DEFERRED CHARGES	18,687.00	Library and Education Facilities			Surplus on Hand Dec. 31, 1968		40,197.51	
SCHOOL, COUNTY, SPECIAL DISTRICT TAXES	137,766.54	Conservation and Recreation			Total		62,795.46	
RESERVE FOR UNCOLLECTED TAXES	11,254.00	Other Expenditures						
TOTAL EXPENDITURES	206,682.11							

1019
Population 1960 2,841
Population 1968 3,420

Moody Rating
Land Area 32.00 Sq. Miles

Net Valuation Taxable 25,774,686
State Equalized Value 28,277,219
Net Valuation on Which County Taxes
are apportioned: 28,553,854
State Equalization Ratio .9115

LEBANON TWP.

TAX RATE:
General Rate Per \$100. 2.82
Effective Tax Rate
General Rate 2.57
Municipal Functions .94

PER CAPITA:
Gross Debt 336.53
Net Debt 19.05
Debt Service 3.18
Total Tax Levy 209.00
Municipal Functions 78.38

PER CENT:
Gross Debt 4.50
Net Debt .25
Tax Levy Collected 85.77
Tax Levy Cancelled, Abated
or Adjusted .66

1968 EXPENDITURES		1968 REVENUES		1968 PROPERTY TAX	
GENERAL GOVERNMENT		1968 Property Taxes Collected		613,083.32	
Governing Body & Public Boards		1968 Payments In Lieu of Taxes		345,780.68	
Municipal Clerk		Delinquent Tax & Lien Collections		221,814.94	
Financial Administration		Business Personalty Replacement Taxes		132,810.31	
Assessment of Taxes		Taxes from Public Utilities		4,781.24	
Collection of Taxes		Other Miscellaneous Tax Revenues		878.41	
Planning, Housing & Development		State Aid Revenues		19,670.00	
Elections		Federal Aid Revenues		725,735.58	
General Administration (other)		Sale of Acquired Property		Special District Taxes	
JUDICIARY		Other Miscellaneous Revenues		Bank Stock Taxes	
Municipal Courts		Total 1968 Revenues		Added and Omitted Taxes	
PUBLIC SAFETY		Prior Years Surplus Appropriated		Total Taxes Levied	
Fire Protection		TOTAL REVENUES		1968 TAXES COLLECTED	
Police Protection		1968 REAL PROPERTY VALUATIONS - ASSESSED		1968 Taxes Cancelled, Abated or Adjusted	
Civil Defense & Disaster Control		Code Class %		Transfer To Tax Title Liens	
Environmental Inspection & Control		1 2 3 4a 4b 4c		Balance Outstanding Dec. 31, 1968	
Other Public Safety		Total Valuation		PRIOR YEARS TAXES OUTSTANDING	
PUBLIC WORKS		CAPITAL DEBT AUTHORIZED, DECEMBER 31, 1968		Balance January 1, 1968	
Streets and Drainage		ISSUED AND UNISSUED		Collected in 1968	
Sewers and Sewage Processing		School		Cancelled, Abated or Adjusted (1968)	
Garbage and Trash Disposal		Self-liquidating		Transfers to Tax Title Liens	
Public Buildings and Grounds		Other		Balance December 31, 1968	
Other Public Works		Total		TAX TITLE LIENS OUTSTANDING	
HEALTH and WELFARE		GROSS DEBT		Balance January 1, 1968	
Health Services Except Environmental		NET DEBT		Transfers From Taxes	
Welfare-Public Assistance		1,085,776.21		Redeemed in 1968	
Hospitals, Clinics, First Aid		65,166.00		Cancelled, Abated or Adjusted (1968)	
Animal, Insect, & Rodent Control		65,166.00		Balance December 31, 1968	
Other Welfare Services		1,150,942.21		PROPERTY ACQUIRED BY DEED OR FORECLOSURE	
RECREATION and CONSERVATION		ISSUED AND OUTSTANDING		Balance January 1, 1968	
Beaches and Boardwalks		School		Transfers From Liens	
Parks, Playgrounds, Shade Trees		Self-liquidating		Sale for Cash (1968)	
Land Reclamation & Conservation		Other		Cancelled, Abated or Adjusted (1968)	
Other Recreational Services		Total		Balance December 31, 1968	
EDUCATION (excluding schools)		EQUALIZED VALUATION BASIS		CURRENT FINANCES DECEMBER 31, 1968	
Libraries		1968 CAPITAL OUTLAY		ASSETS	
Other Educational Services		Beaches and Boardwalks		Cash on Hand Dec. 31, 1968	
STATUTORY EXPENDITURES		Parks and Playgrounds		Taxes Receivable	
Pensions & F. I. C. A.		Public Buildings and Grounds		Tax Title Liens	
Employee Fringe Benefits		Vehicular Equipment		Foreclosed Property	
Other Statutory Expenditures		Streets, Roads, Sidewalks, Storm Sewers		Emergencies & Other Deferred Charges	
TOTAL MUNICIPAL FUNCTIONS		Sewer System		State Aid Receivable	
CAPITAL IMPROVEMENTS		Water System		Other Receivables	
DEBT SERVICE		Other Utilities		Total	
Principal Payments		Hospitals and Clinics		LIABILITIES	
Interest Payments		Garbage and Trash Disposal Facilities		Cash Liabilities	
Other Debt Administration		Health Equipment		Reserves For Receivables	
DEFERRED CHARGES		Library and Education Facilities		Surplus on Hand Dec. 31, 1968	
SCHOOL, COUNTY, SPECIAL DISTRICT TAXES		Conservation and Recreation		Total	
RESERVE FOR UNCOLLECTED TAXES		Other Expenditures			
TOTAL EXPENDITURES					

0229		LEONIA BORO		PER CAPITA:		PER CENT:		
Population 1960	8,384	Net Valuation Taxable	68,042,555	TAX RATE:	Gross Debt	176.17	Gross Debt	2.36
Population 1968	9,250	State Equalized Value	71,949,407	General Rate Per \$100.	Net Debt	34.44	Net Debt	.46
		Net Valuation on Which County Taxes		Effective Tax Rate	Debt Service	.54	Tax Levy Collected	97.79
Moody Rating		are apportioned:	69,910,510	General Rate	Total Tax Levy	225.79	Tax Levy Cancelled, Abated	
Land Area	1.50 Sq. Miles	State Equalization Ratio	.9457	Municipal Functions	Municipal Functions	116.34	or Adjusted	.39
1968 EXPENDITURES		1968 REVENUES		1968 PROPERTY TAX				
GENERAL GOVERNMENT		1968 Property Taxes Collected		2,042,689.85		1,222,211.05		
Governing Body & Public Boards		1968 Payments in Lieu of Taxes		10,837.98		Regional & Consolidated School Taxes		
Municipal Clerk		Delinquent Tax & Lien Collections		38,590.24		School Taxes in Municipal Budget		
Financial Administration		Business Personalty Replacement Taxes		29,722.00		County Taxes		
Assessment of Taxes		Taxes from Public Utilities		143,737.33		County Library Taxes		
Collection of Taxes		Other Miscellaneous Tax Revenues		5,503.22		Local Municipal Purpose Taxes		
Planning, Housing & Development		State Aid Revenues		112,011.00		Veteran & Senior Citizen Taxes		
Elections		Federal Aid Revenues		61,120.38		Total Taxes for Rate Computation		
General Administration (other)		Sale of Acquired Property		2,444,212.00		Special District Taxes		
JUDICIARY		Other Miscellaneous Revenues		231,000.00		Bank Stock Taxes		
Municipal Courts		Total 1968 Revenues		2,675,212.00		Added and Omitted Taxes		
PUBLIC SAFETY		Prior Years Surplus Appropriated				Total Taxes Levied		
Fire Protection		TOTAL REVENUES				1968 TAXES COLLECTED		
Police Protection						1968 Taxes Cancelled, Abated or Adjusted		
Civil Defense & Disaster Control						Transfer To Tax Title Liens		
Environmental Inspection & Control						Balance Outstanding Dec. 31, 1968		
Other Public Safety								
PUBLIC WORKS		1968 REAL PROPERTY VALUATIONS - ASSESSED				PRIOR YEARS TAXES OUTSTANDING		
Streets and Drainage		Code Class %				Balance January 1, 1968		
Sewers and Sewage Processing		1 Vacant Land 2.63		1,773,700.00		Collected in 1968		
Garbage and Trash Disposal		2 Residential 79.69		53,846,350.00		Cancelled, Abated or Adjusted (1968)		
Public Buildings and Grounds		3 Farm		3,888,600.00		Transfers to Tax Title Liens		
Other Public Works		4a Commercial 5.76		573,500.00		Balance December 31, 1968		
HEALTH and WELFARE		4b Industrial .85		7,485,100.00				
Health Services Except Environmental		4c Apartments 11.08		67,567,250.00				
Welfare-Public Assistance		Total Valuation 100.01						
Hospitals, Clinics, First Aid		CAPITAL DEBT AUTHORIZED, DECEMBER 31, 1968				TAX TITLE LIENS OUTSTANDING		
Animal, Insect, & Rodent Control		ISSUED AND UNISSUED				Balance January 1, 1968		
Other Welfare Services		School		1,147,000.00		Transfers From Taxes		
RECREATION and CONSERVATION		Self-liquidating		164,000.00		Redeemed in 1968		
Beaches and Boardwalks		Other		318,600.00		Cancelled, Abated or Adjusted (1968)		
Parks, Playgrounds, Shade Trees		Total		1,629,600.00		Balance December 31, 1968		
Land Reclamation & Conservation		ISSUED AND OUTSTANDING				PROPERTY ACQUIRED BY DEED OR		
Other Recreational Services		School		1,147,000.00		FORECLOSURE		
EDUCATION (excluding schools)		Self-liquidating		164,000.00		Balance January 1, 1968		
Libraries		Other		310,000.00		Transfers From Liens		
Other Educational Services		Total		1,621,000.00		Sale for Cash (1968)		
STATUTORY EXPENDITURES		EQUALIZED VALUATION BASIS		68,780,577.33		Cancelled, Abated or Adjusted (1968)		
Pensions & F. I. C. A.		1968 CAPITAL OUTLAY		217,685.32		Balance December 31, 1968		
Employee Fringe Benefits		Beaches and Boardwalks		21,105.85		CURRENT FINANCES DECEMBER 31, 1968		
Other Statutory Expenditures		Parks and Playgrounds		38,560.55		ASSETS		
TOTAL MUNICIPAL FUNCTIONS		Public Buildings and Grounds				Cash on Hand Dec. 31, 1968		
CAPITAL IMPROVEMENTS		Vehicular Equipment				Taxes Receivable		
DEBT SERVICE		Streets, Roads, Sidewalks, Storm Sewers				Tax Title Liens		
Principal Payments		Sewer System				Foreclosed Property		
Interest Payments		Water System				Emergencies & Other Deferred Charges		
Other Debt Administration		Other Utilities				State Aid Receivable		
DEFERRED CHARGES		Hospitals and Clinics				Other Receivables		
SCHOOL, COUNTY, SPECIAL DISTRICT TAXES		Garbage and Trash Disposal Facilities				Total		
RESERVE FOR UNCOLLECTED TAXES		Health Equipment		135,476.64		LIABILITIES		
TOTAL EXPENDITURES		Library and Education Facilities		22,542.28		Cash Liabilities		
		Conservation and Recreation				Reserves For Receivables		
		Other Expenditures				Surplus on Hand Dec. 31, 1968		
						Total		

2114		LIBERTY TWP		PER CAPITA:		PER CENT:	
Population 1960	760	Net Valuation Taxable	6,407,883	TAX RATE:		Gross Debt	Gross Debt
Population 1968	850	State Equalized Value	9,621,445	General Rate Per \$100.	3.96	Net Debt	Net Debt
		Net Valuation on Which County Taxes are apportioned:	8,663,390	Effective Tax Rate		Debt Service	Tax Levy Collected 89.70
Moody Rating		State Equalization Ratio	.6660	General Rate	2.63	Total Tax Levy 295.01	Tax Levy Cancelled, Abated
Land Area 12.40	Sq. Miles			Municipal Functions	.89	Municipal Functions 101.25	or Adjusted .10
1968 EXPENDITURES		1968 REVENUES		1968 PROPERTY TAX			
GENERAL GOVERNMENT							
Governing Body & Public Boards		1968 Property Taxes Collected		224,942.84		Local District School Taxes	
Municipal Clerk		1968 Payments in Lieu of Taxes				Regional & Consolidated School Taxes	
Financial Administration		Delinquent Tax & Lien Collections		16,292.16		School Taxes in Municipal Budget	
Assessment of Taxes		Business Personalty Replacement Taxes		5,329.00		County Taxes	
Collection of Taxes		Taxes from Public Utilities		16,403.15		County Library Taxes	
Planning, Housing & Development		Other Miscellaneous Tax Revenues				Local Municipal Purpose Taxes	
Elections		State Aid Revenues		7,343.00		Veteran & Senior Citizen Taxes	
General Administration (other)		Federal Aid Revenues				Total Taxes for Rate Computation	
JUDICIARY		Sale of Acquired Property				Special District Taxes	
Municipal Courts		Other Miscellaneous Revenues		5,396.24		Bank Stock Taxes	
PUBLIC SAFETY		Total 1968 Revenues		275,706.39		Added and Omitted Taxes	
Fire Protection		Prior Years Surplus Appropriated		21,517.00		Total Taxes Levied	
Police Protection		TOTAL REVENUES		297,223.39		1968 TAXES COLLECTED	
Civil Defense & Disaster Control						1968 Taxes Cancelled, Abated or Adjusted	
Environmental Inspection & Control						Transfer To Tax Title Liens	
Other Public Safety						Balance Outstanding Dec. 31, 1968	
PUBLIC WORKS		1968 REAL PROPERTY VALUATIONS - ASSESSED					
Streets and Drainage		Code Class %					
Sewers and Sewage Processing		1 Vacant Land 4.10		262,200.00		PRIOR YEARS TAXES OUTSTANDING	
Garbage and Trash Disposal		2 Residential 73.16		4,680,702.00		Balance January 1, 1968	
Public Buildings and Grounds		3 Farm 15.58		996,720.00		Collected in 1968	
Other Public Works		4a Commercial 7.16		458,300.00		Cancelled, Abated or Adjusted (1968)	
HEALTH and WELFARE		4b Industrial				Transfers to Tax Title Liens	
Health Services Except Environmental		4c Apartments				Balance December 31, 1968	
Welfare-Public Assistance		Total Valuation 100.00		6,397,922.00			
Hospitals, Clinics, First Aid		CAPITAL DEBT AUTHORIZED, DECEMBER 31, 1968					
Animal, Insect, & Rodent Control		ISSUED AND UNISSUED		GROSS DEBT		TAX TITLE LIENS OUTSTANDING	
Other Welfare Services		School				Balance January 1, 1968	
RECREATION and CONSERVATION		Self-liquidating				Transfers From Taxes	
Beaches and Boardwalks		Other				Redeemed in 1968	
Parks, Playgrounds, Shade Trees		Total				Cancelled, Abated or Adjusted (1968)	
Land Reclamation & Conservation		ISSUED AND OUTSTANDING				Balance December 31, 1968	
Other Recreational Services		School				PROPERTY ACQUIRED BY DEED OR FORECLOSURE	
EDUCATION (excluding schools)		Self-liquidating				Balance January 1, 1968	
Libraries		Other				Transfers From Liens	
Other Educational Services		Total				Sale for Cash (1968)	
STATUTORY EXPENDITURES		EQUALIZED VALUATION BASIS		8,842,243.67		Cancelled, Abated or Adjusted (1968)	
Pensions & F. I. C. A.		1968 CAPITAL OUTLAY				Balance December 31, 1968	
Employee Fringe Benefits		Beaches and Boardwalks				CURRENT FINANCES DECEMBER 31, 1968	
Other Statutory Expenditures		Parks and Playgrounds				ASSETS	
TOTAL MUNICIPAL FUNCTIONS		Public Buildings and Grounds				Cash on Hand Dec. 31, 1968	
CAPITAL IMPROVEMENTS		Vehicular Equipment				Taxes Receivable	
DEBT SERVICE		Streets, Roads, Sidewalks, Storm Sewers				Tax Title Liens	
Principal Payments		Sewer System				Foreclosed Property	
Interest Payments		Water System				Emergencies & Other Deferred Charges	
Other Debt Administration		Other Utilities				State Aid Receivable	
DEFERRED CHARGES		Hospitals and Clinics				Other Receivables	
SCHOOL, COUNTY, SPECIAL DISTRICT TAXES		Garbage and Trash Disposal Facilities				Total	
RESERVE FOR UNCOLLECTED TAXES		Health Equipment				LIABILITIES	
		Library and Education Facilities				Cash Liabilities	
		Conservation and Recreation				Reserves For Receivables	
		Other Expenditures				Surplus on Hand Dec. 31, 1968	
TOTAL EXPENDITURES						Total	

1416
Population 1960 6,048
Population 1968 8,360
Moody Rating BAA
Land Area 6.43 Sq. Miles

Net Valuation Taxable 23,257,023
State Equalized Value 54,606,769
Net Valuation on Which County Taxes are apportioned: 49,205,464
State Equalization Ratio .4259

LINCOLN PARK BORO
TAX RATE:
General Rate Per \$100. 8.04
Effective Tax Rate
General Rate 3.42
Municipal Functions 1.63

PER CAPITA:
Gross Debt 419.37
Net Debt 115.85
Debt Service 3.35
Total Tax Levy 221.76
Municipal Functions 107.10

PER CENT:
Gross Debt 7.61
Net Debt 2.10
Tax Levy Collected 91.20
Tax Levy Cancelled, Abated or Adjusted .07

1968 EXPENDITURES		1968 REVENUES		1968 PROPERTY TAX	
GENERAL GOVERNMENT		1968 Property Taxes Collected		Local District School Taxes	
Governing Body & Public Boards		1968 Payments in Lieu of Taxes		Regional & Consolidated School Taxes	
Municipal Clerk		Delinquent Tax & Lien Collections		School Taxes in Municipal Budget	
Financial Administration	7,625.00	Business Personalty Replacement Taxes		County Taxes	
Assessment of Taxes	48,710.00	Taxes from Public Utilities		County Library Taxes	
Collection of Taxes	12,836.30	Other Miscellaneous Tax Revenues		Local Municipal Purpose Taxes	
Planning, Housing & Development	10,285.00	State Aid Revenues		Veteran & Senior Citizen Taxes	
Elections		Federal Aid Revenues		Total Taxes for Rate Computation	
General Administration (other)	84,950.00	Sale of Acquired Property		Special District Taxes	
JUDICIARY		Other Miscellaneous Revenues		Bank Stock Taxes	
Municipal Courts	6,600.00	Total 1968 Revenues		Added and Omitted Taxes	
PUBLIC SAFETY		Prior Years Surplus Appropriated		Total Taxes Levied	
Fire Protection	26,475.00	TOTAL REVENUES		1968 TAXES COLLECTED	
Police Protection	145,051.00	1968 REAL PROPERTY VALUATIONS - ASSESSED		1968 Taxes Cancelled, Abated or Adjusted	
Civil Defense & Disaster Control	760.00	Code	Class	Transfer To Tax Title Liens	
Environmental Inspection & Control	8,750.00	1	Vacant Land	Balance Outstanding Dec. 31, 1968	
Other Public Safety		2	Residential	PRIOR YEARS TAXES OUTSTANDING	
PUBLIC WORKS		3	Farm	Balance January 1, 1968	
Streets and Drainage	130,875.00	4a	Commercial	Collected in 1968	
Sewers and Sewage Processing	6,250.00	4b	Industrial	Cancelled, Abated or Adjusted (1968)	
Garbage and Trash Disposal	60,610.00	4c	Apartments	Transfers to Tax Title Liens	
Public Buildings and Grounds	24,975.00	Total Valuation		Balance December 31, 1968	
Other Public Works				TAX TITLE LIENS OUTSTANDING	
HEALTH and WELFARE		CAPITAL DEBT AUTHORIZED, DECEMBER 31, 1968		Balance January 1, 1968	
Health Services Except Environmental	10,730.00	ISSUED AND UNISSUED	GROSS DEBT	Transfers From Taxes	
Welfare-Public Assistance	2,125.00	School	1,623,000.00	Redeemed in 1968	
Hospitals, Clinics, First Aid	2,000.00	Self-liquidating	1,208,000.00	Cancelled, Abated or Adjusted (1968)	
Animal, Insect, & Rodent Control	3,100.00	Other	674,980.00	Balance December 31, 1968	
Other Welfare Services		Total	3,505,980.00	PROPERTY ACQUIRED BY DEED OR FORECLOSURE	
RECREATION and CONSERVATION		ISSUED AND OUTSTANDING		Balance January 1, 1968	
Beaches and Boardwalks		School		Transfers From Liens	
Parks, Playgrounds, Shade Trees	22,730.00	Self-liquidating		Sale for Cash (1968)	
Land Reclamation & Conservation		Other		Cancelled, Abated or Adjusted (1968)	
Other Recreational Services		Total		Balance December 31, 1968	
EDUCATION (excluding schools)		EQUALIZED VALUATION BASIS		CURRENT FINANCES DECEMBER 31, 1968	
Libraries	33,790.00	1968 CAPITAL OUTLAY		ASSETS	
Other Educational Services		Beaches and Boardwalks		Cash on Hand Dec. 31, 1968	
STATUTORY EXPENDITURES		Parks and Playgrounds		Taxes Receivable	
Pensions & F. I. C. A.	29,500.00	Public Buildings and Grounds		Tax Title Liens	
Employee Fringe Benefits	3,800.00	Vehicular Equipment		Foreclosed Property	
Other Statutory Expenditures		Streets, Roads, Sidewalks, Storm Sewers		Emergencies & Other Deferred Charges	
TOTAL MUNICIPAL FUNCTIONS	682,527.30	Sewer System		State Aid Receivable	
CAPITAL IMPROVEMENTS	17,000.00	Water System		Other Receivables	
DEBT SERVICE		Other Utilities		Total	
Principal Payments	18,068.66	Hospitals and Clinics		LIABILITIES	
Interest Payments	10,004.00	Garbage and Trash Disposal Facilities		Cash Liabilities	
Other Debt Administration		Health Equipment		Reserves For Receivables	
DEFERRED CHARGES	19,892.78	Library and Education Facilities		Surplus on Hand Dec. 31, 1968	
SCHOOL, COUNTY, SPECIAL DISTRICT TAXES	1,296,309.92	Conservation and Recreation		Total	
RESERVE FOR UNCOLLECTED TAXES	147,863.66	Other Expenditures			
TOTAL EXPENDITURES	2,191,666.32				

2009		LINDEN CITY				PER CAPITA:		PER CENT:			
Population 1960	39,931	Net Valuation Taxable	237,306,600	TAX RATE:		Gross Debt	311.76	Gross Debt	2.45		
Population 1968	45,030	State Equalized Value	578,091,595	General Rate Per \$100.	4.07	Net Debt	131.96	Net Debt	1.03		
		Net Valuation on Which County Taxes		Effective Tax Rate		Debt Service	24.43	Tax Levy Collected	99.19		
Moody Rating	AA	are apportioned:	649,743,672	General Rate	1.67	Total Tax Levy	210.92	Tax Levy Cancelled, Abated			
Land Area	10.95 Sq. Miles	State Equalization Ratio	.4105	Municipal Functions	1.29	Municipal Functions	165.64	or Adjusted	.01		
1968 EXPENDITURES		1968 REVENUES			1968 PROPERTY TAX						
GENERAL GOVERNMENT											
Governing Body & Public Boards	27,943.00	1968 Property Taxes Collected			9,421,571.57	Local District School Taxes				5,036,447.50	
Municipal Clerk	52,591.00	1968 Payments in Lieu of Taxes				Regional & Consolidated School Taxes					
Financial Administration	61,042.00	Delinquent Tax & Lien Collections			94,463.49	School Taxes in Municipal Budget				543,429.00	
Assessment of Taxes	66,771.50	Business Personalty Replacement Taxes			1,944,366.00	County Taxes				2,667,594.13	
Collection of Taxes	55,176.00	Taxes from Public Utilities			2,591,967.15	County Library Taxes					
Planning, Housing & Development	9,495.00	Other Miscellaneous Tax Revenues				Local Municipal Purpose Taxes				1,167,014.12	
Elections	4,000.00	State Aid Revenues			43,769.92	Veteran & Senior Citizen Taxes				226,720.00	
General Administration (other)	330,134.80	Federal Aid Revenues				Total Taxes for Rate Computation				9,641,204.75	
JUDICIARY		Sale of Acquired Property			2,495.00	Special District Taxes					
Municipal Courts	35,979.00	Other Miscellaneous Revenues			295,971.20	Bank Stock Taxes				23,786.37	
PUBLIC SAFETY		Total 1968 Revenues			14,394,604.33	Added and Omitted Taxes				59,786.81	
Fire Protection	1,256,997.00	Prior Years Surplus Appropriated			919,205.00	Total Taxes Levied				9,498,057.93	
Police Protection	1,217,723.50	TOTAL REVENUES			15,313,809.33	1968 TAXES COLLECTED				9,421,571.57	
Civil Defense & Disaster Control	11,572.00					1968 Taxes Cancelled, Abated or Adjusted				1,798.16	
Environmental Inspection & Control	34,614.00	1968 REAL PROPERTY VALUATIONS - ASSESSED				Transfer To Tax Title Liens				3,967.09	
Other Public Safety	11,938.50					Balance Outstanding Dec. 31, 1968				87,894.98	
PUBLIC WORKS		Code	Class	%							
Streets and Drainage	709,555.00	1	Vacant Land	1.26	2,962,600.00						
Sewers and Sewage Processing	278,171.59	2	Residential	35.29	83,150,600.00						
Garbage and Trash Disposal	223,500.00	3	Farm								
Public Buildings and Grounds	162,247.50	4a	Commercial	10.18	23,990,000.00						
Other Public Works		4b	Industrial	51.47	121,289,000.00						
HEALTH and WELFARE		4c	Apartments	1.80	4,244,700.00						
Health Services Except Environmental	94,355.00	Total Valuation			100.00	235,636,900.00					
Welfare-Public Assistance	49,738.00	CAPITAL DEBT AUTHORIZED, DECEMBER 31, 1968									
Hospitals, Clinics, First Aid	4,000.00	ISSUED AND UNISSUED			GROSS DEBT	NET DEBT		TAX TITLE LIENS OUTSTANDING			
Animal, Insect, & Rodent Control	5,911.00	School			7,941,000.00			Balance January 1, 1968			
Other Welfare Services	500.00	Self-liquidating			6,097,966.00	5,942,321.84		Transfers From Taxes			
RECREATION and CONSERVATION		Other			14,038,966.00	5,942,321.84		Redeemed in 1968			
Beaches and Boardwalks		Total						Cancelled, Abated or Adjusted (1968)			
Parks, Playgrounds, Shade Trees	122,595.00	ISSUED AND OUTSTANDING						Balance December 31, 1968			
Land Reclamation & Conservation		School			7,161,800.00			PROPERTY ACQUIRED BY DEED OR FORECLOSURE			
Other Recreational Services	171,908.00	Self-liquidating				5,759,916.00		Balance January 1, 1968			
EDUCATION (excluding schools)		Other				12,921,716.00		Transfers From Liens			
Libraries	256,291.00	Total						Sale for Cash (1968)			
Other Educational Services		EQUALIZED VALUATION BASIS			571,390,373.00			Cancelled, Abated or Adjusted (1968)			
STATUTORY EXPENDITURES		1968 CAPITAL OUTLAY			400,447.31			Balance December 31, 1968			
Pensions & F. I. C. A.	585,000.00	Beaches and Boardwalks						CURRENT FINANCES DECEMBER 31, 1968			
Employee Fringe Benefits	145,600.00	Parks and Playgrounds			24,835.33			ASSETS			
Other Statutory Expenditures		Public Buildings and Grounds			28,690.95			Cash on Hand Dec. 31, 1968			
TOTAL MUNICIPAL FUNCTIONS	5,985,349.39	Vehicular Equipment			78,621.40			Taxes Receivable			
CAPITAL IMPROVEMENTS	45,500.00	Streets, Roads, Sidewalks, Storm Sewers			216,118.51			Tax Title Liens			
DEBT SERVICE		Sewer System			318.42			Foreclosed Property			
Principal Payments	664,000.00	Water System						Emergencies & Other Deferred Charges			
Interest Payments	436,314.07	Other Utilities						State Aid Receivable			
Other Debt Administration		Hospitals and Clinics						Other Receivables			
DEFERRED CHARGES	42,110.47	Garbage and Trash Disposal Facilities						Total			
SCHOOL, COUNTY, SPECIAL DISTRICT TAXES	8,247,470.63	Health Equipment						LIABILITIES			
RESERVE FOR UNCOLLECTED TAXES	285,797.50	Library and Education Facilities			27,300.00			Cash Liabilities			
TOTAL EXPENDITURES	15,706,542.06	Conservation and Recreation						Reserves For Receivables			
		Other Expenditures			24,562.70			Surplus on Hand Dec. 31, 1968			
								Total			

0422		LINDENWOLD BORO			PER CAPITA:		PER CENT:	
Population 1960	7,335	Net Valuation Taxable	12,986,810	TAX RATE:	Gross Debt	286.60	Gross Debt	9.50
Population 1968	9,380	State Equalized Value	31,158,373	General Rate Per \$100.	Net Debt	59.24	Net Debt	1.96
		Net Valuation on Which County Taxes		Effective Tax Rate	Debt Service	1.18	Tax Levy Collected	90.98
Moody Rating		are apportioned:	29,784,913	General Rate	Total Tax Levy	123.26	Tax Levy Cancelled, Abated	
Land Area	3.89 Sq. Miles	State Equalization Ratio	.4168	Municipal Functions	Municipal Functions	58.88	or Adjusted	
1968 EXPENDITURES		1968 REVENUES			1968 PROPERTY TAX			
GENERAL GOVERNMENT		1968 Property Taxes Collected			Local District School Taxes			
Governing Body & Public Boards		1968 Payments in Lieu of Taxes			Regional & Consolidated School Taxes			
Municipal Clerk		Delinquent Tax & Lien Collections			School Taxes in Municipal Budget			
Financial Administration	9,440.00	Business Personalty Replacement Taxes			County Taxes			
Assessment of Taxes	9,530.00	Taxes from Public Utilities			County Library Taxes			
Collection of Taxes	12,900.00	Other Miscellaneous Tax Revenues			Local Municipal Purpose Taxes			
Planning, Housing & Development	2,125.00	State Aid Revenues			Veteran & Senior Citizen Taxes			
Elections	801.00	Federal Aid Revenues			Total Taxes for Rate Computation			
General Administration (other)	48,700.00	Sale of Acquired Property			Special District Taxes			
JUDICIARY		Other Miscellaneous Revenues			Bank Stock Taxes			
Municipal Courts	4,460.00	Total 1968 Revenues			Added and Omitted Taxes			
PUBLIC SAFETY		Prior Years Surplus Appropriated			Total Taxes Levied			
Fire Protection	23,800.00	TOTAL REVENUES			1968 TAXES COLLECTED			
Police Protection	109,785.00	1968 REAL PROPERTY VALUATIONS - ASSESSED			1968 Taxes Cancelled, Abated or Adjusted			
Civil Defense & Disaster Control	1,450.00	Code Class %			Transfer To Tax Title Liens			
Environmental Inspection & Control	2,575.00	1 Vacant Land 4.28			Balance Outstanding Dec. 31, 1968			
Other Public Safety		2 Residential 81.94			PRIOR YEARS TAXES OUTSTANDING			
PUBLIC WORKS		3 Farm .10			Balance January 1, 1968			
Streets and Drainage	77,801.00	4a Commercial 5.66			Collected in 1968			
Sewers and Sewage Processing		4b Industrial .11			Cancelled, Abated or Adjusted (1968)			
Garbage and Trash Disposal	33,400.00	4c Apartments 7.91			Transfers to Tax Title Liens			
Public Buildings and Grounds	8,080.00	Total Valuation 100.00			Balance December 31, 1968			
Other Public Works		CAPITAL DEBT AUTHORIZED, DECEMBER 31, 1968			TAX TITLE LIENS OUTSTANDING			
HEALTH and WELFARE		ISSUED AND UNISSUED			Balance January 1, 1968			
Health Services Except Environmental	2,732.00	GROSS DEBT			Transfers From Taxes			
Welfare-Public Assistance	4,610.00	2,660,865.57			Redeemed in 1968			
Hospitals, Clinics, First Aid		NET DEBT			Cancelled, Abated or Adjusted (1968)			
Animal, Insect, & Rodent Control	1,850.00	27,500.00			Balance December 31, 1968			
Other Welfare Services		27,500.00			PROPERTY ACQUIRED BY DEED OR			
RECREATION and CONSERVATION		2,688,365.57			FORECLOSURE			
Beaches and Boardwalks		ISSUED AND OUTSTANDING			Balance January 1, 1968			
Parks, Playgrounds, Shade Trees	3,661.00	School			Transfers From Liens			
Land Reclamation & Conservation		Self-liquidating			Sale for Cash (1968)			
Other Recreational Services	2,350.00	Other			Cancelled, Abated or Adjusted (1968)			
EDUCATION (excluding schools)		Total			Balance December 31, 1968			
Libraries	7,200.00	EQUALIZED VALUATION BASIS			CURRENT FINANCES DECEMBER 31, 1968			
Other Educational Services		1968 CAPITAL OUTLAY			ASSETS			
STATUTORY EXPENDITURES		Beaches and Boardwalks			Cash on Hand Dec. 31, 1968			
Pensions & F. I. C. A.	10,664.00	Parks and Playgrounds			Taxes Receivable			
Employee Fringe Benefits		Public Buildings and Grounds			Tax Title Liens			
Other Statutory Expenditures		Vehicular Equipment			Foreclosed Property			
TOTAL MUNICIPAL FUNCTIONS	377,914.00	Streets, Roads, Sidewalks, Storm Sewers			Emergencies & Other Deferred Charges			
CAPITAL IMPROVEMENTS	20.20	Sewer System			State Aid Receivable			
DEBT SERVICE		Water System			Other Receivables			
Principal Payments	10,000.00	Other Utilities			Total			
Interest Payments	1,105.00	Hospitals and Clinics			LIABILITIES			
Other Debt Administration		Garbage and Trash Disposal Facilities			Cash Liabilities			
DEFERRED CHARGES	19,101.54	Health Equipment			Reserves For Receivables			
SCHOOL, COUNTY, SPECIAL DISTRICT TAXES	895,123.62	Library and Education Facilities			Surplus on Hand Dec. 31, 1968			
RESERVE FOR UNCOLLECTED TAXES	144,209.26	Conservation and Recreation			Total			
TOTAL EXPENDITURES	1,447,473.62	Other Expenditures						

0114		LINWOOD CITY				PER CAPITA:		PER CENT:	
Population 1960	3,847	Net Valuation Taxable	16,733,113	TAX RATE:		Gross Debt	255.56	Gross Debt	3.96
Population 1968	5,450	State Equalized Value	36,273,819	General Rate Per \$100.		Net Debt	14.67	Net Debt	.22
		Net Valuation on Which County Taxes		Effective Tax Rate		Debt Service	12.96	Tax Levy Collected	97.45
Moody Rating	BAA	are apportioned:	36,697,998	General Rate		Total Tax Levy	219.75	Tax Levy Cancelled, Abated	
Land Area	4.14 Sq. Miles	State Equalization Ratio	.4613	Municipal Functions		Municipal Functions	100.32	or Adjusted	.15
1968 EXPENDITURES		1968 REVENUES		1968 PROPERTY TAX					
GENERAL GOVERNMENT		1968 Property Taxes Collected		1,167,113.57		Local District School Taxes 318,287.87			
Governing Body & Public Boards		1968 Payments in Lieu of Taxes				Regional & Consolidated School Taxes 284,569.85			
Municipal Clerk		Delinquent Tax & Lien Collections		24,753.37		School Taxes in Municipal Budget 30,150.00			
Financial Administration		Business Personalty Replacement Taxes		8,937.00		County Taxes 298,833.83			
Assessment of Taxes		Taxes from Public Utilities		78,806.26		County Library Taxes 3,020.80			
Collection of Taxes		Other Miscellaneous Tax Revenues				Local Municipal Purpose Taxes 236,624.15			
Planning, Housing & Development		State Aid Revenues		49,534.50		Veteran & Senior Citizen Taxes 43,230.00			
Elections		Federal Aid Revenues				Total Taxes for Rate Computation 1,214,716.50			
General Administration (other)		Sale of Acquired Property		1,175.00		Special District Taxes			
JUDICIARY		Other Miscellaneous Revenues		14,363.02		Bank Stock Taxes 1,731.25			
Municipal Courts		Total 1968 Revenues		1,344,682.72		Added and Omitted Taxes 24,429.54			
PUBLIC SAFETY		Prior Years Surplus Appropriated		120,000.00		Total Taxes Levied 1,197,647.29			
Fire Protection		TOTAL REVENUES		1,464,682.72		1968 TAXES COLLECTED 1,167,113.57			
Police Protection						1968 Taxes Cancelled, Abated or Adjusted 1,825.92			
Civil Defense & Disaster Control						Transfer To Tax Title Liens 3,235.54			
Environmental Inspection & Control						Balance Outstanding Dec. 31, 1968 27,511.18			
Other Public Safety									
PUBLIC WORKS		1968 REAL PROPERTY VALUATIONS - ASSESSED				PRIOR YEARS TAXES OUTSTANDING			
Streets and Drainage		Code Class %		567,381.00		Balance January 1, 1968 24,925.53			
Sewers and Sewage Processing		1 Vacant Land 3.42		12,792,385.00		Collected in 1968 24,325.17			
Garbage and Trash Disposal		2 Residential 77.13		3,216,635.00		Cancelled, Abated or Adjusted (1968) 57.47			
Public Buildings and Grounds		3 Farm 19.40		8,130.00		Transfers to Tax Title Liens 285.44			
Other Public Works		4a Commercial 19.40		16,584,531.00		Balance December 31, 1968 257.45			
HEALTH and WELFARE		4b Industrial .05				TAX TITLE LIENS OUTSTANDING			
Health Services Except Environmental		4c Apartments .05				Balance January 1, 1968 5,965.66			
Welfare-Public Assistance		Total Valuation 100.00				Transfers From Taxes 3,552.56			
Hospitals, Clinics, First Aid		ISSUED AND UNISSUED		NET DEBT		Redeemed in 1968 428.20			
Animal, Insect, & Rodent Control		School 1,312,805.19		80,000.00		Cancelled, Abated or Adjusted (1968) 180.57			
Other Welfare Services		Self-liquidating 80,000.00		80,000.00		Balance December 31, 1968 8,909.45			
RECREATION and CONSERVATION		Other 1,392,805.19				PROPERTY ACQUIRED BY DEED OR FORECLOSURE			
Beaches and Boardwalks		Total				Balance January 1, 1968 17,407.00			
Parks, Playgrounds, Shade Trees		ISSUED AND OUTSTANDING		1,312,805.19		Transfers From Liens 490.00			
Land Reclamation & Conservation		School		80,000.00		Sale for Cash (1968) 850.00			
Other Recreational Services		Self-liquidating		1,392,805.19		Cancelled, Abated or Adjusted (1968)			
EDUCATION (excluding schools)		Other				Balance December 31, 1968 17,047.00			
Libraries		Total				CURRENT FINANCES DECEMBER 31, 1968			
Other Educational Services		EQUALIZED VALUATION BASIS		35,113,616.33		ASSETS			
STATUTORY EXPENDITURES		1968 CAPITAL OUTLAY				Cash on Hand Dec. 31, 1968 238,737.26			
Pensions & F. I. C. A.		Beaches and Boardwalks				Taxes Receivable 27,768.63			
Employee Fringe Benefits		Parks and Playgrounds				Tax Title Liens 8,909.45			
Other Statutory Expenditures		Public Buildings and Grounds				Foreclosed Property 17,047.00			
TOTAL MUNICIPAL FUNCTIONS		Vehicular Equipment				Emergencies & Other Deferred Charges 39,920.00			
CAPITAL IMPROVEMENTS		Streets, Roads, Sidewalks, Storm Sewers				State Aid Receivable 20,322.00			
DEBT SERVICE		Sewer System				Other Receivables 776.46			
Principal Payments		Water System				Total 353,480.80			
Interest Payments		Other Utilities				LIABILITIES			
Other Debt Administration		Hospitals and Clinics				Cash Liabilities 76,827.34			
DEFERRED CHARGES		Garbage and Trash Disposal Facilities				Reserves For Receivables 54,501.54			
SCHOOL, COUNTY, SPECIAL DISTRICT TAXES		Health Equipment				Surplus on Hand Dec. 31, 1968 222,151.92			
RESERVE FOR UNCOLLECTED TAXES		Library and Education Facilities				Total 353,480.80			
TOTAL EXPENDITURES		Conservation and Recreation							
		Other Expenditures							

1516
Population 1960 847
Population 1968 1,840

Moody Rating
Land Area 48.20 Sq. Miles

Net Valuation Taxable 36,066,803
State Equalized Value 39,673,086
Net Valuation on Which County Taxes
are apportioned: 41,133,861
State Equalization Ratio .9091

LITTLE EGG HARBOR TWP
TAX RATE:
General Rate Per \$100. 1.78
Effective Tax Rate
General Rate 1.61
Municipal Functions .73

PER CAPITA:
Gross Debt 43.47
Net Debt
Debt Service
Total Tax Levy 344.19
Municipal Functions 159.37

PER CENT:
Gross Debt .25
Net Debt
Tax Levy Collected 92.38
Tax Levy Cancelled, Abated
or Adjusted

1968 EXPENDITURES	1968 REVENUES	1968 PROPERTY TAX
GENERAL GOVERNMENT	1968 Property Taxes Collected 585,065.07	Local District School Taxes 341,879.25
Governing Body & Public Boards	1968 Payments in Lieu of Taxes 35,703.89	Regional & Consolidated School Taxes
Municipal Clerk 6,300.00	Delinquent Tax & Lien Collections 14,042.00	School Taxes in Municipal Budget 211,454.15
Financial Administration 14,928.00	Business Personalty Replacement Taxes 117,497.33	County Taxes 8,642.99
Assessment of Taxes 15,624.26	Taxes from Public Utilities 8,915.00	County Library Taxes 53,693.89
Collection of Taxes 1,650.00	Other Miscellaneous Tax Revenues	Local Municipal Purpose Taxes 24,570.00
Planning, Housing & Development 35,113.38	State Aid Revenues	Veteran & Senior Citizen Taxes 640,240.28
Elections	Federal Aid Revenues	Total Taxes for Rate Computation
General Administration (other)	Sale of Acquired Property 16,477.14	Special District Taxes 206.11
JUDICIARY	Other Miscellaneous Revenues 777,700.43	Bank Stock Taxes 17,439.26
Municipal Courts	Total 1968 Revenues 847,700.43	Added and Omitted Taxes 633,315.65
PUBLIC SAFETY	Prior Years Surplus Appropriated	Total Taxes Levied 585,065.07
Fire Protection 9,500.00	TOTAL REVENUES	1968 TAXES COLLECTED
Police Protection 26,900.25		1968 Taxes Cancelled, Abated or Adjusted
Civil Defense & Disaster Control 350.00		Transfer To Tax Title Liens
Environmental Inspection & Control 4,000.00		Balance Outstanding Dec. 31, 1968 48,250.58
Other Public Safety		
PUBLIC WORKS	1968 REAL PROPERTY VALUATIONS - ASSESSED	
Streets and Drainage 37,192.00	Code Class %	
Sewers and Sewage Processing 25,900.00	1 Vacant Land 14.83	PRIOR YEARS TAXES OUTSTANDING
Garbage and Trash Disposal 3,200.00	2 Residential 75.01	Balance January 1, 1968 39,048.18
Public Buildings and Grounds	3 Farm 10.16	Collected in 1968 35,449.60
Other Public Works	4a Commercial	Cancelled, Abated or Adjusted (1968)
HEALTH and WELFARE	4b Industrial	Transfers to Tax Title Liens
Health Services Except Environmental 100.00	4c Apartments	Balance December 31, 1968 3,598.58
Welfare-Public Assistance 1,719.00	Total Valuation 100.00	
Hospitals, Clinics, First Aid 100.00		
Animal, Insect, & Rodent Control 4,800.11		
Other Welfare Services		
RECREATION and CONSERVATION	CAPITAL DEBT AUTHORIZED, DECEMBER 31, 1968	
Beaches and Boardwalks	ISSUED AND UNISSUED GROSS DEBT NET DEBT	
Parks, Playgrounds, Shade Trees	School 80,000.00	TAX TITLE LIENS OUTSTANDING
Land Reclamation & Conservation	Self-liquidating	Balance January 1, 1968 70,053.93
Other Recreational Services 3,148.00	Other	Transfers From Taxes
EDUCATION (excluding schools)	Total 80,000.00	Redeemed in 1968 254.29
Libraries	ISSUED AND OUTSTANDING	Cancelled, Abated or Adjusted (1968)
Other Educational Services	School 80,000.00	Balance December 31, 1968 69,799.64
STATUTORY EXPENDITURES	Self-liquidating	PROPERTY ACQUIRED BY DEED OR
Pensions & F. I. C. A. 3,525.00	Other	FORECLOSURE
Employee Fringe Benefits	Total 80,000.00	Balance January 1, 1968 12,091.00
Other Statutory Expenditures		Transfers From Liens
TOTAL MUNICIPAL FUNCTIONS	EQUALIZED VALUATION BASIS 30,902,713.33	Sale for Cash (1968)
CAPITAL IMPROVEMENTS 22,500.00	1968 CAPITAL OUTLAY 14,235.00	Cancelled, Abated or Adjusted (1968)
DEBT SERVICE	Beaches and Boardwalks	Balance December 31, 1968 12,091.00
Principal Payments	Parks and Playgrounds	
Interest Payments	Public Buildings and Grounds	CURRENT FINANCES DECEMBER 31, 1968
Other Debt Administration	Vehicular Equipment	ASSETS
DEFERRED CHARGES	Streets, Roads, Sidewalks, Storm Sewers	Cash on Hand Dec. 31, 1968 358,815.96
SCHOOL, COUNTY, SPECIAL DISTRICT TAXES 561,976.39	Sewer System	Taxes Receivable 51,849.16
RESERVE FOR UNCOLLECTED TAXES 74,207.00	Water System	Tax Title Liens 69,799.64
	Other Utilities	Foreclosed Property 12,091.00
	Hospitals and Clinics	Emergencies & Other Deferred Charges 11,300.00
	Garbage and Trash Disposal Facilities	State Aid Receivable 41,222.25
	Health Equipment 4,985.00	Other Receivables 2,639.31
	Library and Education Facilities	Total 547,717.32
	Conservation and Recreation	LIABILITIES
TOTAL EXPENDITURES	Other Expenditures 9,250.00	Cash Liabilities 251,819.03
		Reserves For Receivables 136,379.11
		Surplus on Hand Dec. 31, 1968 159,519.18
		Total 547,717.32

1605
Population 1960 9,730
Population 1968 12,590

Moody Rating
Land Area 2.80 Sq. Miles

Net Valuation Taxable 84,509,700
State Equalized Value 100,618,764
Net Valuation on Which County Taxes are apportioned: 104,567,337
State Equalization Ratio .8399

LITTLE FALLS TWP
TAX RATE:
General Rate Per \$100. 3.00
Effective Tax Rate
General Rate 2.51
Municipal Functions 1.04

PER CAPITA:
Gross Debt 293.35
Net Debt 101.79
Debt Service 4.88
Total Tax Levy 197.65
Municipal Functions 83.81

PER CENT:
Gross Debt 3.96
Net Debt 1.37
Tax Levy Collected 95.97
Tax Levy Cancelled, Abated or Adjusted

1968 EXPENDITURES		1968 REVENUES		1968 PROPERTY TAX	
GENERAL GOVERNMENT		1968 Property Taxes Collected		Local District School Taxes	
Governing Body & Public Boards		1968 Payments in Lieu of Taxes	2,388,428.15	Regional & Consolidated School Taxes	739,372.97
Municipal Clerk		Delinquent Tax & Lien Collections	46,572.35	School Taxes in Municipal Budget	701,894.50
Financial Administration	8,760.00	Business Personalty Replacement Taxes	166,002.00	County Taxes	657,115.59
Assessment of Taxes	11,550.00	Taxes from Public Utilities	196,784.24	County Library Taxes	
Collection of Taxes	20,610.00	Other Miscellaneous Tax Revenues		Local Municipal Purpose Taxes	365,621.12
Planning, Housing & Development	6,900.00	State Aid Revenues	16,345.00	Veteran & Senior Citizen Taxes	63,660.00
Elections	1,750.00	Federal Aid Revenues		Total Taxes for Rate Computation	2,527,664.18
General Administration (other)	75,350.00	Sale of Acquired Property	22,500.00	Special District Taxes	
JUDICIARY		Other Miscellaneous Revenues	81,336.25	Bank Stock Taxes	4,387.82
Municipal Courts	12,100.00	Total 1968 Revenues	2,917,967.99	Added and Omitted Taxes	20,088.21
PUBLIC SAFETY		Prior Years Surplus Appropriated	220,000.00	Total Taxes Levied	2,488,480.21
Fire Protection	76,495.00	TOTAL REVENUES	3,137,967.99	1968 TAXES COLLECTED	2,388,428.15
Police Protection	203,050.00			1968 Taxes Cancelled, Abated or Adjusted	
Civil Defense & Disaster Control	700.00			Transfer To Tax Title Liens	
Environmental Inspection & Control	2,800.00			Balance Outstanding Dec. 31, 1968	107,586.88
Other Public Safety					
PUBLIC WORKS		1968 REAL PROPERTY VALUATIONS - ASSESSED			
Streets and Drainage	177,800.00	Code Class %			
Sewers and Sewage Processing	81,000.00	1 Vacant Land 4.34	3,599,600.00	PRIOR YEARS TAXES OUTSTANDING	
Garbage and Trash Disposal	52,300.00	2 Residential 68.02	56,392,600.00	Balance January 1, 1968	135,748.46
Public Buildings and Grounds	12,690.00	3 Farm		Collected in 1968	46,445.77
Other Public Works		4a Commercial 9.19	7,616,900.00	Cancelled, Abated or Adjusted (1968)	
HEALTH and WELFARE		4b Industrial 11.75	9,739,300.00	Transfers to Tax Title Liens	
Health Services Except Environmental	13,750.00	4c Apartments 6.71	5,561,500.00	Balance December 31, 1968	89,302.69
Welfare-Public Assistance	2,500.00	Total Valuation 100.01	82,909,900.00		
Hospitals, Clinics, First Aid	1,500.00				
Animal, Insect, & Rodent Control		CAPITAL DEBT AUTHORIZED, DECEMBER 31, 1968			
Other Welfare Services		ISSUED AND UNISSUED			
RECREATION and CONSERVATION		School	2,407,083.31	TAX TITLE LIENS OUTSTANDING	
Beaches and Boardwalks		Self-liquidating	1,286,209.80	Balance January 1, 1968	7,629.98
Parks, Playgrounds, Shade Trees		Other	3,693,293.11	Transfers From Taxes	
Land Reclamation & Conservation		Total		Redeemed in 1968	126.58
Other Recreational Services	27,100.00			Cancelled, Abated or Adjusted (1968)	
EDUCATION (excluding schools)		ISSUED AND OUTSTANDING		Balance December 31, 1968	7,503.40
Libraries	35,000.00	School	1,412,083.31	PROPERTY ACQUIRED BY DEED OR FORECLOSURE	
Other Educational Services		Self-liquidating		Balance January 1, 1968	35,780.00
STATUTORY EXPENDITURES		Other	303,599.07	Transfers From Liens	
Pensions & F. I. C. A.	38,125.00	Total	1,715,682.38	Sale for Cash (1968)	22,500.00
Employee Fringe Benefits	8,075.00			Cancelled, Abated or Adjusted (1968)	
Other Statutory Expenditures		EQUALIZED VALUATION BASIS	93,031,635.00	Balance December 31, 1968	13,280.00
TOTAL MUNICIPAL FUNCTIONS	869,905.00	1968 CAPITAL OUTLAY	78,528.09	CURRENT FINANCES DECEMBER 31, 1968	
CAPITAL IMPROVEMENTS	2,000.00	Beaches and Boardwalks		ASSETS	
DEBT SERVICE		Parks and Playgrounds		Cash on Hand Dec. 31, 1968	326,059.17
Principal Payments	47,148.27	Public Buildings and Grounds		Taxes Receivable	196,889.57
Interest Payments	14,400.00	Vehicular Equipment		Tax Title Liens	7,503.40
Other Debt Administration		Streets, Roads, Sidewalks, Storm Sewers	237.06	Foreclosed Property	13,280.00
DEFERRED CHARGES	3,974.40	Sewer System		Emergencies & Other Deferred Charges	52,345.00
SCHOOL, COUNTY, SPECIAL DISTRICT TAXES	2,098,383.06	Water System		State Aid Receivable	52,653.62
RESERVE FOR UNCOLLECTED TAXES	117,828.27	Other Utilities		Other Receivables	19,060.80
TOTAL EXPENDITURES	3,153,639.00	Hospitals and Clinics		Total	667,791.56
		Garbage and Trash Disposal Facilities		LIABILITIES	
		Health Equipment		Cash Liabilities	166,633.82
		Library and Education Facilities	78,291.03	Reserves For Receivables	236,733.77
		Conservation and Recreation		Surplus on Hand Dec. 31, 1968	264,423.97
		Other Expenditures		Total	667,791.56

0230.		LITTLE FERRY BORO			PER CAPITA:		PER CENT:	
Population 1960	6,175	Net Valuation Taxable	48,073,529	TAX RATE:	Gross Debt	136.03	Gross Debt	1.99
Population 1968	9,200	State Equalized Value	70,200,830	General Rate Per \$100.	Net Debt	35.54	Net Debt	.52
		Net Valuation on Which County Taxes		Effective Tax Rate	Debt Service	3.76	Tax Levy Collected	98.20
Moody Rating		are apportioned:	66,793,742	General Rate	Total Tax Levy	178.85	Tax Levy Cancelled, Abated	
Land Area	1.50 Sq. Miles	State Equalization Ratio	.6848	Municipal Functions	Municipal Functions	104.03	or Adjusted	.08
1968 EXPENDITURES		1968 REVENUES			1968 PROPERTY TAX			
GENERAL GOVERNMENT		1968 Property Taxes Collected			1,615,913.47			
Governing Body & Public Boards		1968 Payments in Lieu of Taxes			4,811.96			
Municipal Clerk		Delinquent Tax & Lien Collections			20,141.40			
Financial Administration		Business Personality Replacement Taxes			56,282.00			
Assessment of Taxes		Taxes from Public Utilities			118,071.22			
Collection of Taxes		Other Miscellaneous Tax Revenues			3,397.00			
Planning, Housing & Development		State Aid Revenues			3,000.00			
Elections		Federal Aid Revenues			55,471.31			
General Administration (other)		Sale of Acquired Property			1,877,088.36			
JUDICIARY		Other Miscellaneous Revenues			179,000.00			
Municipal Courts		Total 1968 Revenues			2,056,088.36			
PUBLIC SAFETY		Prior Years Surplus Appropriated			1968 TAXES COLLECTED			
Fire Protection		TOTAL REVENUES			1,615,913.47			
Police Protection		1968 REAL PROPERTY VALUATIONS - ASSESSED			1,395.61			
Civil Defense & Disaster Control		Code Class %			939.74			
Environmental Inspection & Control		1 Vacant Land 2.58			Balance Outstanding Dec. 31, 1968			
Other Public Safety		2 Residential 64.23			29,931.88			
PUBLIC WORKS		3 Farm			PRIOR YEARS TAXES OUTSTANDING			
Streets and Drainage		4a Commercial 13.61			Balance January 1, 1968			
Sewers and Sewage Processing		4b Industrial 10.24			Collected in 1968			
Garbage and Trash Disposal		4c Apartments 9.55			Cancelled, Abated or Adjusted (1968)			
Public Buildings and Grounds		Total Valuation 99.99			Transfers to Tax Title Liens			
Other Public Works		ISSUED AND UNISSUED			Balance December 31, 1968			
HEALTH and WELFARE		GROSS DEBT			3,105.93			
Health Services Except Environmental		NET DEBT			TAX TITLE LIENS OUTSTANDING			
Welfare-Public Assistance		School			Balance January 1, 1968			
Hospitals, Clinics, First Aid		Self-liquidating			Transfers From Taxes			
Animal, Insect, & Rodent Control		Other			Redeemed in 1968			
Other Welfare Services		Total			Cancelled, Abated or Adjusted (1968)			
RECREATION and CONSERVATION		ISSUED AND OUTSTANDING			Balance December 31, 1968			
Beaches and Boardwalks		School			PROPERTY ACQUIRED BY DEED OR FORECLOSURE			
Parks, Playgrounds, Shade Trees		Self-liquidating			Balance January 1, 1968			
Land Reclamation & Conservation		Other			Transfers From Liens			
Other Recreational Services		Total			Sale for Cash (1968)			
EDUCATION (excluding schools)		EQUALIZED VALUATION BASIS			Cancelled, Abated or Adjusted (1968)			
Libraries		1968 CAPITAL OUTLAY			Balance December 31, 1968			
Other Educational Services		Beaches and Boardwalks			CURRENT FINANCES DECEMBER 31, 1968			
STATUTORY EXPENDITURES		Parks and Playgrounds			ASSETS			
Pensions & F. I. C. A.		Public Buildings and Grounds			Cash on Hand Dec. 31, 1968			
Employee Fringe Benefits		Vehicular Equipment			Taxes Receivable			
Other Statutory Expenditures		Streets, Roads, Sidewalks, Storm Sewers			Tax Title Liens			
TOTAL MUNICIPAL FUNCTIONS		Sewer System			Foreclosed Property			
CAPITAL IMPROVEMENTS		Water System			Emergencies & Other Deferred Charges			
DEBT SERVICE		Other Utilities			State Aid Receivable			
Principal Payments		Hospitals and Clinics			Other Receivables			
Interest Payments		Garbage and Trash Disposal Facilities			Total			
Other Debt Administration		Health Equipment			LIABILITIES			
DEFERRED CHARGES		Library and Education Facilities			Cash Liabilities			
SCHOOL, COUNTY, SPECIAL DISTRICT TAXES		Conservation and Recreation			Reserves For Receivables			
RESERVE FOR UNCOLLECTED TAXES		Other Expenditures			Surplus on Hand Dec. 31, 1968			
TOTAL EXPENDITURES					Total			

1323		LITTLE SILVER BORO				PER CAPITA:		PER CENT:	
Population 1960	5,202	Net Valuation Taxable	49,935,864	TAX RATE:		Gross Debt	127.59	Gross Debt	1.49
Population 1968	5,980	State Equalized Value	53,938,068	General Rate Per \$100.		Net Debt	74.92	Net Debt	.87
		Net Valuation on Which County Taxes		Effective Tax Rate		Debt Service	2.82	Tax Levy Collected	95.41
Moody Rating		are apportioned:	53,661,664	General Rate		Total Tax Levy	270.77	Tax Levy Cancelled, Abated	
Land Area	2.80 Sq. Miles	State Equalization Ratio	.9258	Municipal Functions		Municipal Functions	92.58	or Adjusted	
1968 EXPENDITURES		1968 REVENUES				1968 PROPERTY TAX			
GENERAL GOVERNMENT		1968 Property Taxes Collected				Local District School Taxes			
Governing Body & Public Boards		1968 Payments in Lieu of Taxes				Regional & Consolidated School Taxes			
Municipal Clerk		Delinquent Tax & Lien Collections				School Taxes in Municipal Budget			
Financial Administration		4,380.00			76,721.13	County Taxes			
Assessment of Taxes		7,034.00			30,646.00	County Library Taxes			
Collection of Taxes		7,600.00			84,306.88	Local Municipal Purpose Taxes			
Planning, Housing & Development		4,020.00			3,693.00	Veteran & Senior Citizen Taxes			
Elections		1,813.00				Total Taxes for Rate Computation			
General Administration (other)		40,491.00				Special District Taxes			
JUDICIARY		Sale of Acquired Property				Bank Stock Taxes			
Municipal Courts		3,641.00			41,294.63	Added and Omitted Taxes			
PUBLIC SAFETY		Other Miscellaneous Revenues				Total Taxes Levied			
Fire Protection		16,735.00			1,781,576.12	1968 TAXES COLLECTED			
Police Protection		123,957.00			45,000.00	1968 Taxes Cancelled, Abated or Adjusted			
Civil Defense & Disaster Control		764.00			1,826,576.12	Transfer To Tax Title Liens			
Environmental Inspection & Control		2,700.00				Balance Outstanding Dec. 31, 1968			
Other Public Safety									
PUBLIC WORKS		1968 REAL PROPERTY VALUATIONS - ASSESSED				PRIOR YEARS TAXES OUTSTANDING			
Streets and Drainage		76,964.16				Balance January 1, 1968			
Sewers and Sewage Processing						Collected in 1968			
Garbage and Trash Disposal		38,500.00				Cancelled, Abated or Adjusted (1968)			
Public Buildings and Grounds		14,960.00				Transfers to Tax Title Liens			
Other Public Works						Balance December 31, 1968			
HEALTH and WELFARE									
Health Services Except Environmental		5,840.00				TAX TITLE LIENS OUTSTANDING			
Welfare-Public Assistance		1,330.00				Balance January 1, 1968			
Hospitals, Clinics, First Aid						Transfers From Taxes			
Animal, Insect, & Rodent Control						Redeemed in 1968			
Other Welfare Services						Cancelled, Abated or Adjusted (1968)			
RECREATION and CONSERVATION						Balance December 31, 1968			
Beaches and Boardwalks						PROPERTY ACQUIRED BY DEED OR FORECLOSURE			
Parks, Playgrounds, Shade Trees		12,719.00				Balance January 1, 1968			
Land Reclamation & Conservation						Transfers From Liens			
Other Recreational Services						Sale for Cash (1968)			
EDUCATION (excluding schools)						Cancelled, Abated or Adjusted (1968)			
Libraries		9,591.00				Balance December 31, 1968			
Other Educational Services						CURRENT FINANCES DECEMBER 31, 1968			
STATUTORY EXPENDITURES						ASSETS			
Pensions & F. I. C. A.		15,818.44				Cash on Hand Dec. 31, 1968			
Employee Fringe Benefits		8,617.00				Taxes Receivable			
Other Statutory Expenditures						Tax Title Liens			
TOTAL MUNICIPAL FUNCTIONS		397,474.60				Foreclosed Property			
CAPITAL IMPROVEMENTS		10,000.00				Emergencies & Other Deferred Charges			
DEBT SERVICE						State Aid Receivable			
Principal Payments		8,000.00				Other Receivables			
Interest Payments		8,909.84				Total			
Other Debt Administration						LIABILITIES			
DEFERRED CHARGES		18,241.56				Cash Liabilities			
SCHOOL, COUNTY, SPECIAL DISTRICT TAXES		1,294,499.96				Reserves For Receivables			
RESERVE FOR UNCOLLECTED TAXES		111,034.31				Surplus on Hand Dec. 31, 1968			
TOTAL EXPENDITURES		1,848,160.27				Total			

0710		LIVINGSTON TWP			PER CAPITA:	PER CENT:
Population 1960	23,124	Net Valuation Taxable	260,132,750	TAX RATE:	Gross Debt	Gross Debt
Population 1968	29,000	State Equalized Value	277,711,914	General Rate Per \$100.	Net Debt	Net Debt
		Net Valuation on Which County Taxes		Effective Tax Rate	Debt Service	Tax Levy Collected
Moody Rating	A	are apportioned:	261,680,803	General Rate	Total Tax Levy	Tax Levy Cancelled, Abated
Land Area	14.00 Sq. Miles	State Equalization Ratio	.9367	Municipal Functions	Municipal Functions	or Adjusted
1968 EXPENDITURES		1968 REVENUES		1968 PROPERTY TAX		
GENERAL GOVERNMENT		1968 Property Taxes Collected	9,826,613.41	Local District School Taxes	5,972,730.00	
Governing Body & Public Boards		1968 Payments in Lieu of Taxes		Regional & Consolidated School Taxes		
Municipal Clerk		Delinquent Tax & Lien Collections	290,250.82	School Taxes in Municipal Budget		
Financial Administration	22,316.30	Business Personalty Replacement Taxes	142,605.00	County Taxes	2,990,853.67	
Assessment of Taxes	17,695.00	Taxes from Public Utilities	454,392.69	County Library Taxes		
Collection of Taxes	35,897.00	Other Miscellaneous Tax Revenues		Local Municipal Purpose Taxes	1,169,537.92	
Planning, Housing & Development	20,355.00	State Aid Revenues	19,144.50	Veteran & Senior Citizen Taxes	172,930.00	
Elections	2,600.00	Federal Aid Revenues		Total Taxes for Rate Computation	10,306,051.59	
General Administration (other)	243,689.00	Sale of Acquired Property	46,680.00	Special District Taxes		
JUDICIARY		Other Miscellaneous Revenues	406,072.30	Bank Stock Taxes	9,787.80	
Municipal Courts	15,200.00	Total 1968 Revenues	11,245,758.72	Added and Omitted Taxes	123,435.24	
PUBLIC SAFETY		Prior Years Surplus Appropriated	777,000.00	Total Taxes Levied	10,266,344.63	
Fire Protection	52,955.00	TOTAL REVENUES	12,022,758.72	1968 TAXES COLLECTED	9,826,613.41	
Police Protection	470,417.18			1968 Taxes Cancelled, Abated or Adjusted	30,846.46	
Civil Defense & Disaster Control	8,250.00			Transfer To Tax Title Liens	14,554.02	
Environmental Inspection & Control	29,352.00			Balance Outstanding Dec. 31, 1968	415,353.69	
Other Public Safety	5,000.00					
PUBLIC WORKS		1968 REAL PROPERTY VALUATIONS - ASSESSED				
Streets and Drainage	386,603.18	Code Class %				
Sewers and Sewage Processing	153,803.00	1 Vacant Land 7.22	18,511,100.00	PRIOR YEARS TAXES OUTSTANDING		
Garbage and Trash Disposal		2 Residential 78.98	202,634,350.00	Balance January 1, 1968	392,906.85	
Public Buildings and Grounds	84,829.00	3 Farm .01	18,000.00	Collected in 1968	248,422.85	
Other Public Works		4a Commercial 8.89	22,814,800.00	Cancelled, Abated or Adjusted (1968)	5,630.59	
HEALTH and WELFARE		4b Industrial 4.90	12,575,000.00	Transfers to Tax Title Liens	23,546.48	
Health Services Except Environmental	56,338.00	4c Apartments		Balance December 31, 1968	115,306.93	
Welfare-Public Assistance	6,640.00	Total Valuation 100.00	256,553,250.00			
Hospitals, Clinics, First Aid						
Animal, Insect, & Rodent Control						
Other Welfare Services						
RECREATION and CONSERVATION		CAPITAL DEBT AUTHORIZED, DECEMBER 31, 1968				
Beaches and Boardwalks		ISSUED AND UNISSUED				
Parks, Playgrounds, Shade Trees	234,442.00	School	7,775,000.00	TAX TITLE LIENS OUTSTANDING		
Land Reclamation & Conservation		Self-liquidating	440,000.00	Balance January 1, 1968	38,669.19	
Other Recreational Services		Other	2,654,663.39	Transfers From Taxes	40,031.99	
EDUCATION (excluding schools)		Total	10,869,663.39	Redeemed in 1968	41,827.97	
Libraries	165,000.00			Cancelled, Abated or Adjusted (1968)	302.09	
Other Educational Services				Balance December 31, 1968	36,571.12	
STATUTORY EXPENDITURES		ISSUED AND OUTSTANDING		PROPERTY ACQUIRED BY DEED OR FORECLOSURE		
Pensions & F. I. C. A.	128,761.64	School	7,479,000.00	Balance January 1, 1968	203,300.00	
Employee Fringe Benefits	9,500.00	Self-liquidating	270,000.00	Transfers From Liens		
Other Statutory Expenditures		Other	1,390,000.00	Sale for Cash (1968)	33,450.00	
		Total	9,139,000.00	Cancelled, Abated or Adjusted (1968)		
				Balance December 31, 1968	169,850.00	
		EQUALIZED VALUATION BASIS	248,495,443.33			
		1968 CAPITAL OUTLAY	289,037.03	CURRENT FINANCES DECEMBER 31, 1968		
		Beaches and Boardwalks	93,268.25	ASSETS		
		Parks and Playgrounds	4,771.16	Cash on Hand Dec. 31, 1968	1,479,860.79	
		Public Buildings and Grounds		Taxes Receivable	530,660.62	
		Vehicular Equipment	94,633.69	Tax Title Liens	36,571.12	
		Streets, Roads, Sidewalks, Storm Sewers	64,706.16	Foreclosed Property	169,850.00	
		Sewer System	26,173.77	Emergencies & Other Deferred Charges		
		Water System		State Aid Receivable	59,592.00	
		Other Utilities		Other Receivables	163,522.16	
		Hospitals and Clinics		Total	2,440,056.69	
		Garbage and Trash Disposal Facilities		LIABILITIES		
		Health Equipment		Cash Liabilities	547,532.21	
		Library and Education Facilities	5,484.00	Reserves For Receivables	900,603.90	
		Conservation and Recreation		Surplus on Hand Dec. 31, 1968	991,920.58	
		Other Expenditures		Total	2,440,056.69	
TOTAL MUNICIPAL FUNCTIONS	2,149,643.30					
CAPITAL IMPROVEMENTS	41,130.00					
DEBT SERVICE						
Principal Payments	175,000.00					
Interest Payments	57,355.25					
Other Debt Administration						
DEFERRED CHARGES	32,422.82					
SCHOOL, COUNTY, SPECIAL DISTRICT TAXES	8,963,583.67					
RESERVE FOR UNCOLLECTED TAXES	597,123.35					
TOTAL EXPENDITURES	12,016,258.39					

1324		LOCH ARBOUR VILL				PER CAPITA:		PER CENT:		
Population 1960	297	Net Valuation Taxable	2,453,088	TAX RATE:		Gross Debt	960.38	Gross Debt	9.14	
Population 1968	290	State Equalized Value	3,167,318	General Rate Per \$100.		Net Debt	540.51	Net Debt	5.14	
		Net Valuation on Which County Taxes		Effective Tax Rate		Debt Service	35.09	Tax Levy Collected	93.39	
Moody Rating		are apportioned:	3,058,619	General Rate		Total Tax Levy	469.29	Tax Levy Cancelled, Abated		
Land Area	.07 Sq. Miles	State Equalization Ratio	.7745	Municipal Functions		Municipal Functions	380.97	or Adjusted		
1968 EXPENDITURES		1968 REVENUES				1968 PROPERTY TAX				
GENERAL GOVERNMENT		1968 Property Taxes Collected				127,105.20				
Governing Body & Public Boards		1968 Payments in Lieu of Taxes				Local District School Taxes				
Municipal Clerk		Delinquent Tax & Lien Collections				Regional & Consolidated School Taxes				
Financial Administration		2,398.00	Business Personalty Replacement Taxes				66,651.81			
Assessment of Taxes		219.26	Taxes from Public Utilities				School Taxes in Municipal Budget			
Collection of Taxes		1,026.00	Other Miscellaneous Tax Revenues				County Taxes			
Planning, Housing & Development		1,810.05	State Aid Revenues				17,898.79			
Elections			Federal Aid Revenues				County Library Taxes			
General Administration (other)		16,423.91	Sale of Acquired Property				645.48			
JUDICIARY			Other Miscellaneous Revenues				Local Municipal Purpose Taxes			
Municipal Courts		1,162.08	Total 1968 Revenues				50,900.00			
PUBLIC SAFETY			Prior Years Surplus Appropriated				Veteran & Senior Citizen Taxes			
Fire Protection		3,010.76	TOTAL REVENUES				1,530.00			
Police Protection		16,464.09					Total Taxes for Rate Computation			
Civil Defense & Disaster Control		100.00					137,626.08			
Environmental Inspection & Control		138.79					Special District Taxes			
Other Public Safety							Bank Stock Taxes			
PUBLIC WORKS							Added and Omitted Taxes			
Streets and Drainage		9,032.80					Total Taxes Levied			
Sewers and Sewage Processing		4,302.86					1968 TAXES COLLECTED			
Garbage and Trash Disposal		14,833.36					136,096.08			
Public Buildings and Grounds		228.00					127,105.20			
Other Public Works							1968 Taxes Cancelled, Abated or Adjusted			
HEALTH and WELFARE							Transfer To Tax Title Liens			
Health Services Except Environmental		755.00					Balance Outstanding Dec. 31, 1968			
Welfare-Public Assistance							8,990.88			
Hospitals, Clinics, First Aid							PRIOR YEARS TAXES OUTSTANDING			
Animal, Insect, & Rodent Control		200.00					Balance January 1, 1968			
Other Welfare Services							Collected in 1968			
RECREATION and CONSERVATION							5,207.88			
Beaches and Boardwalks							5,155.60			
Parks, Playgrounds, Shade Trees							Cancelled, Abated or Adjusted (1968)			
Land Reclamation & Conservation							Transfers to Tax Title Liens			
Other Recreational Services		12,203.85					Balance December 31, 1968			
EDUCATION (excluding schools)							52.28			
Libraries							TAX TITLE LIENS OUTSTANDING			
Other Educational Services							Balance January 1, 1968			
STATUTORY EXPENDITURES							Transfers From Taxes			
Pensions & F. I. C. A.		600.00					Redeemed in 1968			
Employee Fringe Benefits							Cancelled, Abated or Adjusted (1968)			
Other Statutory Expenditures							Balance December 31, 1968			
TOTAL MUNICIPAL FUNCTIONS		84,908.81					PROPERTY ACQUIRED BY DEED OR FORECLOSURE			
CAPITAL IMPROVEMENTS		2,000.00					Balance January 1, 1968			
DEBT SERVICE							Transfers From Liens			
Principal Payments		5,000.00					Sale for Cash (1968)			
Interest Payments		5,177.50					Cancelled, Abated or Adjusted (1968)			
Other Debt Administration							Balance December 31, 1968			
DEFERRED CHARGES		2,000.00					CURRENT FINANCES DECEMBER 31, 1968			
SCHOOL, COUNTY, SPECIAL DISTRICT TAXES		85,196.08					ASSETS			
RESERVE FOR UNCOLLECTED TAXES		11,397.19					Cash on Hand Dec. 31, 1968			
TOTAL EXPENDITURES		195,679.58					92,220.13			
							Taxes Receivable			
							9,043.16			
							Tax Title Liens			
							Foreclosed Property			
							Emergencies & Other Deferred Charges			
							2,783.50			
							State Aid Receivable			
							17,976.00			
							Other Receivables			
							6,213.17			
							Total			
							128,235.96			
							LIABILITIES			
							Cash Liabilities			
							75,243.32			
							Reserves For Receivables			
							15,256.33			
							Surplus on Hand Dec. 31, 1968			
							37,736.31			
							Total			
							128,235.96			

0231		LODI BORO				PER CAPITA:		PER CENT:	
Population 1960	23,502	Net Valuation Taxable	120,938,774	TAX RATE:		Gross Debt	204.43	Gross Debt	3.88
Population 1968	27,790	State Equalized Value	164,318,986	General Rate Per \$100.		Net Debt	61.39	Net Debt	1.16
		Net Valuation on Which County Taxes are apportioned:	155,971,484	Effective Tax Rate		Debt Service	8.92	Tax Levy Collected	99.16
Moody Rating	BA			General Rate		Total Tax Levy	143.94	Tax Levy Cancelled, Abated or Adjusted	.29
Land Area	2.20 Sq. Miles	State Equalization Ratio	.7360	Municipal Functions		Municipal Functions	75.87		
1968 EXPENDITURES		1968 REVENUES				1968 PROPERTY TAX			
GENERAL GOVERNMENT		1968 Property Taxes Collected		3,966,782.19		Local District School Taxes		2,114,892.00	
Governing Body & Public Boards		1968 Payments in Lieu of Taxes		18,097.06		Regional & Consolidated School Taxes			
Municipal Clerk		Delinquent Tax & Lien Collections		49,761.80		School Taxes in Municipal Budget			
Financial Administration		Business Personality Replacement Taxes		228,111.00		County Taxes		551,034.92	
Assessment of Taxes		Taxes from Public Utilities		190,964.97		County Library Taxes			
Collection of Taxes		Other Miscellaneous Tax Revenues		10,685.00		Local Municipal Purpose Taxes		1,280,648.72	
Planning, Housing & Development		State Aid Revenues				Veteran & Senior Citizen Taxes		117,070.00	
Elections		Federal Aid Revenues				Total Taxes for Rate Computation		4,063,645.64	
General Administration (other)		Sale of Acquired Property		62,500.00		Special District Taxes			
JUDICIARY		Other Miscellaneous Revenues		142,596.49		Bank Stock Taxes		5,389.28	
Municipal Courts		Total 1968 Revenues		4,669,498.51		Added and Omitted Taxes		48,181.63	
PUBLIC SAFETY		Prior Years Surplus Appropriated		206,303.00		Total Taxes Levied		4,000,146.55	
Fire Protection		TOTAL REVENUES		4,875,801.51		1968 TAXES COLLECTED		3,966,782.19	
Police Protection						1968 Taxes Cancelled, Abated or Adjusted		11,844.78	
Civil Defense & Disaster Control						Transfer To Tax Title Liens		55.60	
Environmental Inspection & Control						Balance Outstanding Dec. 31, 1968		31,539.00	
Other Public Safety						PRIOR YEARS TAXES OUTSTANDING			
PUBLIC WORKS						Balance January 1, 1968		112,542.16	
Streets and Drainage						Collected in 1968		49,761.80	
Sewers and Sewage Processing						Cancelled, Abated or Adjusted (1968)			
Garbage and Trash Disposal						Transfers to Tax Title Liens			
Public Buildings and Grounds						Balance December 31, 1968		62,780.36	
Other Public Works						TAX TITLE LIENS OUTSTANDING			
HEALTH and WELFARE						Balance January 1, 1968		698.09	
Health Services Except Environmental						Transfers From Taxes		55.60	
Welfare-Public Assistance						Redeemed in 1968			
Hospitals, Clinics, First Aid						Cancelled, Abated or Adjusted (1968)		465.12	
Animal, Insect, & Rodent Control						Balance December 31, 1968		288.57	
Other Welfare Services						PROPERTY ACQUIRED BY DEED OR FORECLOSURE			
RECREATION and CONSERVATION						Balance January 1, 1968		75,947.50	
Beaches and Boardwalks						Transfers From Liens		2,600.00	
Parks, Playgrounds, Shade Trees						Sale for Cash (1968)		62,500.00	
Land Reclamation & Conservation						Cancelled, Abated or Adjusted (1968)		16,047.50	
Other Recreational Services						CURRENT FINANCES DECEMBER 31, 1968			
EDUCATION (excluding schools)						ASSETS			
Libraries						Cash on Hand Dec. 31, 1968		454,504.97	
Other Educational Services						Taxes Receivable		94,319.36	
STATUTORY EXPENDITURES						Tax Title Liens		288.57	
Pensions & F. I. C. A.						Foreclosed Property		16,047.50	
Employee Fringe Benefits						Emergencies & Other Deferred Charges		15,355.34	
Other Statutory Expenditures						State Aid Receivable		59,105.00	
TOTAL MUNICIPAL FUNCTIONS		1,624,117.08				Other Receivables		5,291.73	
CAPITAL IMPROVEMENTS		30,000.00				Total		644,912.47	
DEBT SERVICE						LIABILITIES			
Principal Payments		190,000.00				Cash Liabilities		132,317.83	
Interest Payments		58,056.50				Reserves For Receivables		115,947.16	
Other Debt Administration		83,303.00				Surplus on Hand Dec. 31, 1968		396,647.48	
DEFERRED CHARGES		2,665,926.92				Total		644,912.47	
SCHOOL, COUNTY, SPECIAL DISTRICT TAXES		122,960.42							
RESERVE FOR UNCOLLECTED TAXES									
TOTAL EXPENDITURES		4,774,363.92							

0809		LOGAN TWP				PER CAPITA:		PER CENT:		
Population 1960	1,924	Net Valuation Taxable	3,567,455	TAX RATE:		Gross Debt	80.39	Gross Debt	.97	
Population 1968	2,040	State Equalized Value	19,409,439	General Rate Per \$100.		Net Debt		Net Debt		
		Net Valuation on Which County Taxes		Effective Tax Rate		Debt Service		Tax Levy Collected	90.19	
Moody Rating		are apportioned:	18,040,851	General Rate		Total Tax Levy	194.99	Tax Levy Cancelled, Abated		
Land Area	24.11 Sq. Miles	State Equalization Ratio	.1838	Municipal Functions		Municipal Functions	82.92	or Adjusted	.19	
1968 EXPENDITURES		1968 REVENUES				1968 PROPERTY TAX				
GENERAL GOVERNMENT										
Governing Body & Public Boards	1,700.00	1968 Property Taxes Collected				358,773.87	Local District School Taxes			298,110.00
Municipal Clerk	1,900.00	1968 Payments in Lieu of Taxes					Regional & Consolidated School Taxes			
Financial Administration	3,500.00	Delinquent Tax & Lien Collections				28,332.45	School Taxes in Municipal Budget			
Assessment of Taxes	4,700.00	Business Personality Replacement Taxes				34,786.00	County Taxes			99,684.48
Collection of Taxes	2,300.00	Taxes from Public Utilities				43,841.48	County Library Taxes			
Planning, Housing & Development	1,500.00	Other Miscellaneous Tax Revenues					Local Municipal Purpose Taxes			
Elections	500.00	State Aid Revenues				11,974.80	Veteran & Senior Citizen Taxes			9,470.00
General Administration (other)	11,530.00	Federal Aid Revenues					Total Taxes for Rate Computation			407,264.48
JUDICIARY		Sale of Acquired Property					Special District Taxes			
Municipal Courts	5,750.00	Other Miscellaneous Revenues				22,882.71	Bank Stock Taxes			
PUBLIC SAFETY		Total 1968 Revenues				500,591.31	Added and Omitted Taxes			
Fire Protection	14,650.00	Prior Years Surplus Appropriated				53,930.00	Total Taxes Levied			397,794.48
Police Protection	10,400.00	TOTAL REVENUES				554,521.31	1968 TAXES COLLECTED			358,773.87
Civil Defense & Disaster Control							1968 Taxes Cancelled, Abated or Adjusted			777.17
Environmental Inspection & Control	350.00	1968 REAL PROPERTY VALUATIONS - ASSESSED					Transfer To Tax Title Liens			569.86
Other Public Safety							Balance Outstanding Dec. 31, 1968			37,673.58
PUBLIC WORKS										
Streets and Drainage	23,800.00	Code	Class	%						
Sewers and Sewage Processing		1	Vacant Land	1.32	46,418.00					
Garbage and Trash Disposal	8,400.00	2	Residential	26.33	926,840.00					
Public Buildings and Grounds	300.00	3	Farm	19.40	682,923.00					
Other Public Works		4a	Commercial	2.03	71,560.00					
HEALTH and WELFARE		4b	Industrial	50.91	1,791,983.00					
Health Services Except Environmental	1,000.00	4c	Apartments							
Welfare-Public Assistance	2,150.00	Total Valuation			3,519,724.00					
Hospitals, Clinics, First Aid		CAPITAL DEBT AUTHORIZED, DECEMBER 31, 1968								
Animal, Insect, & Rodent Control	5,100.00	ISSUED AND UNISSUED		GROSS DEBT	NET DEBT					
Other Welfare Services		School		164,000.00		TAX TITLE LIENS OUTSTANDING				
RECREATION and CONSERVATION		Self-liquidating				Balance January 1, 1968				
Beaches and Boardwalks		Other				Transfers From Taxes				
Parks, Playgrounds, Shade Trees	800.00	Total		164,000.00		Redeemed in 1968				
Land Reclamation & Conservation		ISSUED AND OUTSTANDING				Cancelled, Abated or Adjusted (1968)				
Other Recreational Services	100.00	School				164,000.00	Balance December 31, 1968			
EDUCATION (excluding schools)		Self-liquidating					PROPERTY ACQUIRED BY DEED OR FORECLOSURE			
Libraries		Other					Balance January 1, 1968			
Other Educational Services		Total				164,000.00	Transfers From Liens			
STATUTORY EXPENDITURES		EQUALIZED VALUATION BASIS				16,794,629.00	Sale for Cash (1968)			
Pensions & F. I. C. A.	1,305.00	1968 CAPITAL OUTLAY					Cancelled, Abated or Adjusted (1968)			
Employee Fringe Benefits		Beaches and Boardwalks					Balance December 31, 1968			
Other Statutory Expenditures		Parks and Playgrounds					CURRENT FINANCES DECEMBER 31, 1968			
TOTAL MUNICIPAL FUNCTIONS	101,735.00	Public Buildings and Grounds					ASSETS			
CAPITAL IMPROVEMENTS	20,000.00	Vehicular Equipment					Cash on Hand Dec. 31, 1968			
DEBT SERVICE		Streets, Roads, Sidewalks, Storm Sewers					Taxes Receivable			
Principal Payments		Sewer System					Tax Title Liens			
Interest Payments		Water System					Foreclosed Property			
Other Debt Administration		Other Utilities					Emergencies & Other Deferred Charges			
DEFERRED CHARGES	4,000.00	Hospitals and Clinics					State Aid Receivable			
SCHOOL, COUNTY, SPECIAL DISTRICT TAXES	397,794.48	Garbage and Trash Disposal Facilities					Other Receivables			
RESERVE FOR UNCOLLECTED TAXES	43,441.00	Health Equipment					Total			
TOTAL EXPENDITURES	566,970.48	Library and Education Facilities					LIABILITIES			
		Conservation and Recreation					Cash Liabilities			
		Other Expenditures					Reserves For Receivables			
							Surplus on Hand Dec. 31, 1968			
							Total			

1517		LONG BEACH TWP			PER CAPITA:		PER CENT:	
Population 1960	1,561	Net Valuation Taxable	90,171,190	TAX RATE:	Gross Debt	1,239.17	Gross Debt	2.87
Population 1968	2,180	State Equalized Value	110,355,146	General Rate Per \$100.	Net Debt	631.16	Net Debt	1.46
Moody Rating	BA	Net Valuation on Which County Taxes are apportioned:	96,598,482	Effective Tax Rate	Debt Service	60.96	Tax Levy Collected	96.09
Land Area	4.20 Sq. Miles	State Equalization Ratio	.8171	General Rate	Total Tax Levy	867.29	Tax Levy Cancelled, Abated or Adjusted	.62
				Municipal Functions	Municipal Functions	511.19		
1968 EXPENDITURES		1968 REVENUES		1968 PROPERTY TAX				
GENERAL GOVERNMENT								
Governing Body & Public Boards		1968 Property Taxes Collected	1,816,793.89	Local District School Taxes		287,712.71		
Municipal Clerk	17,500.00	1968 Payments in Lieu of Taxes		Regional & Consolidated School Taxes		386,126.00		
Financial Administration		Delinquent Tax & Lien Collections	68,418.19	School Taxes in Municipal Budget				
Assessment of Taxes	21,000.00	Business Personalty Replacement Taxes	11,675.00	County Taxes		495,850.83		
Collection of Taxes	31,400.00	Taxes from Public Utilities	150,135.11	County Library Taxes		20,268.78		
Planning, Housing & Development	10,165.00	Other Miscellaneous Tax Revenues		Local Municipal Purpose Taxes		655,869.46		
Elections	1,550.00	State Aid Revenues	7,050.00	Veteran & Senior Citizen Taxes		25,790.00		
General Administration (other)	47,975.00	Federal Aid Revenues		Total Taxes for Rate Computation		1,871,617.78		
JUDICIARY		Sale of Acquired Property		Special District Taxes				
Municipal Courts	9,500.00	Other Miscellaneous Revenues	96,738.90	Bank Stock Taxes		130.54		
PUBLIC SAFETY		Total 1968 Revenues	2,150,811.09	Added and Omitted Taxes		44,748.60		
Fire Protection	35,270.00	Prior Years Surplus Appropriated	154,000.00	Total Taxes Levied		1,890,706.92		
Police Protection	184,815.00	TOTAL REVENUES	2,304,811.09	1968 TAXES COLLECTED		1,816,793.89		
Civil Defense & Disaster Control	500.00			1968 Taxes Cancelled, Abated or Adjusted		11,723.70		
Environmental Inspection & Control	9,150.00			Transfer To Tax Title Liens		1,365.09		
Other Public Safety				Balance Outstanding Dec. 31, 1968		69,431.90		
PUBLIC WORKS		1968 REAL PROPERTY VALUATIONS - ASSESSED						
Streets and Drainage	175,950.00	Code Class %		PRIOR YEARS TAXES OUTSTANDING				
Sewers and Sewage Processing		1 Vacant Land 9.93	8,910,305.00	Balance January 1, 1968		70,954.83		
Garbage and Trash Disposal	83,000.00	2 Residential 82.95	74,461,325.00	Collected in 1968		65,992.40		
Public Buildings and Grounds	15,900.00	3 Farm		Cancelled, Abated or Adjusted (1968)		2,516.48		
Other Public Works		4a Commercial 5.74	5,148,270.00	Transfers to Tax Title Liens				
HEALTH and WELFARE		4b Industrial		Balance December 31, 1968		2,445.95		
Health Services Except Environmental	2,100.00	4c Apartments 1.39	1,246,140.00					
Welfare-Public Assistance	1,400.00	Total Valuation 100.01	89,766,040.00	TAX TITLE LIENS OUTSTANDING				
Hospitals, Clinics, First Aid	1,500.00			Balance January 1, 1968		8,203.18		
Animal, Insect, & Rodent Control	15,000.00	CAPITAL DEBT AUTHORIZED, DECEMBER 31, 1968		Transfers From Taxes		1,365.09		
Other Welfare Services		ISSUED AND UNISSUED		Redeemed in 1968		2,425.79		
RECREATION and CONSERVATION		School	1,289,393.60	Cancelled, Abated or Adjusted (1968)				
Beaches and Boardwalks	76,100.00	Self-liquidating	1,294,000.00	Balance December 31, 1968		7,142.48		
Parks, Playgrounds, Shade Trees		Other	2,701,393.60	PROPERTY ACQUIRED BY DEED OR FORECLOSURE				
Land Reclamation & Conservation		Total		Balance January 1, 1968		5,400.00		
Other Recreational Services		ISSUED AND OUTSTANDING		Transfers From Liens				
EDUCATION (excluding schools)		School	1,289,393.60	Sale for Cash (1968)				
Libraries	500.00	Self-liquidating	85,000.00	Cancelled, Abated or Adjusted (1968)				
Other Educational Services		Other	1,208,000.00	Balance December 31, 1968		5,400.00		
STATUTORY EXPENDITURES		Total	2,582,393.60					
Pensions & F. I. C. A.	35,500.00	EQUALIZED VALUATION BASIS	93,857,565.00	CURRENT FINANCES DECEMBER 31, 1968				
Employee Fringe Benefits	17,500.00	1968 CAPITAL OUTLAY	12,150.00	ASSETS				
Other Statutory Expenditures		Beaches and Boardwalks		Cash on Hand Dec. 31, 1968		788,914.21		
TOTAL MUNICIPAL FUNCTIONS	793,275.00	Parks and Playgrounds		Taxes Receivable		71,877.85		
CAPITAL IMPROVEMENTS	2,050.00	Public Buildings and Grounds		Tax Title Liens		7,142.48		
DEBT SERVICE		Vehicular Equipment		Foreclosed Property		5,400.00		
Principal Payments	81,000.00	Streets, Roads, Sidewalks, Storm Sewers		Emergencies & Other Deferred Charges		87,960.00		
Interest Payments	51,900.00	Sewer System		State Aid Receivable		30,090.00		
Other Debt Administration		Water System		Other Receivables		22,223.38		
DEFERRED CHARGES	56,400.00	Other Utilities		Total		1,013,607.92		
SCHOOL, COUNTY, SPECIAL DISTRICT TAXES	1,189,958.32	Hospitals and Clinics		LIABILITIES				
RESERVE FOR UNCOLLECTED TAXES	129,775.00	Garbage and Trash Disposal Facilities		Cash Liabilities		515,683.53		
TOTAL EXPENDITURES	2,304,358.32	Health Equipment		Reserves For Receivables		106,643.71		
		Library and Education Facilities		Surplus on Hand Dec. 31, 1968		391,280.68		
		Conservation and Recreation		Total		1,013,607.92		
		Other Expenditures	12,150.00					

1325		LONG BRANCH CITY				PER CAPITA:		PER CENT:	
Population 1960	26,228	Net Valuation Taxable	125,351,709	TAX RATE:		Gross Debt	239.64	Gross Debt	6.39
Population 1968	34,470	State Equalized Value	132,171,772	General Rate Per \$100.		Net Debt	87.98	Net Debt	2.34
		Net Valuation on Which County Taxes are apportioned:	137,261,503	Effective Tax Rate		Debt Service	22.99	Tax Levy Collected	92.28
Moody Rating	BAA			General Rate		Total Tax Levy	170.71	Tax Levy Cancelled, Abated	
Land Area	5.10 Sq. Miles	State Equalization Ratio	.9484	Municipal Functions		Municipal Functions	20.42	or Adjusted	1.07
1968 EXPENDITURES		1968 REVENUES				1968 PROPERTY TAX			
GENERAL GOVERNMENT									
Governing Body & Public Boards	25,145.00	1968 Property Taxes Collected				5,430,381.72	Local District School Taxes		3,086,883.00
Municipal Clerk	37,238.00	1968 Payments In Lieu of Taxes				28,928.37	Regional & Consolidated School Taxes		
Financial Administration	27,725.00	Delinquent Tax & Lien Collections				279,987.82	School Taxes in Municipal Budget		298,092.50
Assessment of Taxes	21,425.00	Business Personalty Replacement Taxes				148,241.00	County Taxes		801,565.95
Collection of Taxes	22,433.00	Taxes from Public Utilities				767,202.43	County Library Taxes		
Planning, Housing & Development	15,175.00	Other Miscellaneous Tax Revenues					Local Municipal Purpose Taxes		1,593,537.57
Elections		State Aid Revenues				192,346.56	Veteran & Senior Citizen Taxes		123,060.00
General Administration (other)	264,953.00	Federal Aid Revenues					Total Taxes for Rate Computation		5,903,139.02
JUDICIARY		Sale of Acquired Property					Special District Taxes		
Municipal Courts	21,880.00	Other Miscellaneous Revenues				346,151.28	Bank Stock Taxes		15,462.43
PUBLIC SAFETY		Total 1968 Revenues				7,193,239.18	Added and Omitted Taxes		88,997.46
Fire Protection	236,982.00	Prior Years Surplus Appropriated				400,000.00	Total Taxes Levied		5,884,538.91
Police Protection	582,088.50	TOTAL REVENUES				7,593,239.18	1968 TAXES COLLECTED		5,430,381.72
Civil Defense & Disaster Control	4,120.00						1968 Taxes Cancelled, Abated or Adjusted		63,481.41
Environmental Inspection & Control	17,018.00	1968 REAL PROPERTY VALUATIONS - ASSESSED					Transfer To Tax Title Liens		23,306.44
Other Public Safety							Balance Outstanding Dec. 31, 1968		367,369.34
PUBLIC WORKS		Code	Class	%					
Streets and Drainage	343,734.00	1	Vacant Land	4.18	101,150.00	PRIOR YEARS TAXES OUTSTANDING			
Sewers and Sewage Processing		2	Residential	80.91	1,956,700.00	Balance January 1, 1968			
Garbage and Trash Disposal	399,967.56	3	Farm			Collected in 1968			
Public Buildings and Grounds	75,177.00	4a	Commercial	13.44	325,000.00	Cancelled, Abated or Adjusted (1968)			
Other Public Works		4b	Industrial			Transfers to Tax Title Liens			
HEALTH and WELFARE		4c	Apartments	1.47	35,500.00	Balance December 31, 1968			
Health Services Except Environmental	91,253.62	Total Valuation			2,418,350.00	TAX TITLE LIENS OUTSTANDING			
Welfare-Public Assistance	65,815.00	CAPITAL DEBT AUTHORIZED, DECEMBER 31, 1968					Balance January 1, 1968		48,784.91
Hospitals, Clinics, First Aid		ISSUED AND UNISSUED		GROSS DEBT	NET DEBT	Transfers From Taxes			
Animal, Insect, & Rodent Control	700.00	School		5,596,991.00	431,746.19	Redeemed in 1968			
Other Welfare Services		Self-liquidating		2,663,494.00	2,601,170.00	Cancelled, Abated or Adjusted (1968)			
RECREATION and CONSERVATION		Other		8,260,485.00	3,032,916.19	Balance December 31, 1968			
Beaches and Boardwalks	44,075.00	ISSUED AND OUTSTANDING					PROPERTY ACQUIRED BY DEED OR FORECLOSURE		
Parks, Playgrounds, Shade Trees	169,575.00	School				5,462,000.00	Balance January 1, 1968		
Land Reclamation & Conservation		Self-liquidating					Transfers From Liens		
Other Recreational Services	59,731.50	Other				250,000.00	Sale for Cash (1968)		
EDUCATION (excluding schools)		Total				5,712,000.00	Cancelled, Abated or Adjusted (1968)		
Libraries	100,000.00	EQUALIZED VALUATION BASIS				129,131,120.33	Balance December 31, 1968		
Other Educational Services	11,400.00	1968 CAPITAL OUTLAY				1,037,138.55	CURRENT FINANCES DECEMBER 31, 1968		
STATUTORY EXPENDITURES		Beaches and Boardwalks				3,797.42	ASSETS		
Pensions & F. I. C. A.	182,300.00	Parks and Playgrounds				1,670.25	Cash on Hand Dec. 31, 1968		
Employee Fringe Benefits	39,825.00	Public Buildings and Grounds				844,743.84	Taxes Receivable		
Other Statutory Expenditures		Vehicular Equipment				284.90	Tax Title Liens		
TOTAL MUNICIPAL FUNCTIONS	2,859,736.18	Streets, Roads, Sidewalks, Storm Sewers				5,963.44	Foreclosed Property		
CAPITAL IMPROVEMENTS	30,000.00	Sewer System					Emergencies & Other Deferred Charges		
DEBT SERVICE		Water System					State Aid Receivable		
Principal Payments	490,000.00	Other Utilities					Other Receivables		
Interest Payments	302,557.75	Hospitals and Clinics					Total		
Other Debt Administration		Garbage and Trash Disposal Facilities					LIABILITIES		
DEFERRED CHARGES	2,586.88	Health Equipment					Cash Liabilities		
SCHOOL, COUNTY, SPECIAL DISTRICT TAXES	4,186,541.45	Library and Education Facilities				179,178.70	Reserves For Receivables		
RESERVE FOR UNCOLLECTED TAXES	466,208.63	Conservation and Recreation					Surplus on Hand Dec. 31, 1968		
TOTAL EXPENDITURES	8,337,630.89	Other Expenditures				1,500.00	Total		

0115		LONGPORT BORO			PER CAPITA:		PER CENT:	
Population 1960	1,077	Net Valuation Taxable	10,659,675	TAX RATE:	Gross Debt	1,400.00	Gross Debt	6.99
Population 1968	1,090	State Equalized Value	25,575,035	General Rate Per \$100.	Net Debt	736.69	Net Debt	3.68
		Net Valuation on Which County Taxes are apportioned:	25,558,468	Effective Tax Rate	Debt Service	7.74	Tax Levy Collected	95.87
Moody Rating		State Equalization Ratio	.4168	General Rate	Total Tax Levy	529.52	Tax Levy Cancelled, Abated or Adjusted	
Land Area	.44 Sq. Miles			Municipal Functions	Municipal Functions	357.29		
1968 EXPENDITURES		1968 REVENUES		1968 PROPERTY TAX				
GENERAL GOVERNMENT		1968 Property Taxes Collected		553,384.91	Local District School Taxes	58,000.00		
Governing Body & Public Boards		1968 Payments in Lieu of Taxes			Regional & Consolidated School Taxes			
Municipal Clerk	12,750.00	Delinquent Tax & Lien Collections		20,678.63	School Taxes in Municipal Budget			
Financial Administration	1,800.00	Business Personalty Replacement Taxes		2,830.00	County Taxes	208,041.28		
Assessment of Taxes	1,825.00	Taxes from Public Utilities		30,974.02	County Library Taxes	2,103.86		
Collection of Taxes	3,960.00	Other Miscellaneous Tax Revenues			Local Municipal Purpose Taxes	307,079.29		
Planning, Housing & Development	200.00	State Aid Revenues		8,340.00	Veteran & Senior Citizen Taxes	11,180.00		
Elections	1,050.00	Federal Aid Revenues			Total Taxes for Rate Computation	586,404.43		
General Administration (other)	26,605.00	Sale of Acquired Property		81,085.09	Special District Taxes			
JUDICIARY		Other Miscellaneous Revenues		18,230.34	Bank Stock Taxes			
Municipal Courts	3,005.00	Total 1968 Revenues		715,522.99	Added and Omitted Taxes	1,963.21		
PUBLIC SAFETY		Prior Years Surplus Appropriated		22,800.00	Total Taxes Levied	577,187.64		
Fire Protection	6,770.00	TOTAL REVENUES		738,322.99	1968 TAXES COLLECTED	553,384.91		
Police Protection	81,161.30	1968 REAL PROPERTY VALUATIONS - ASSESSED			1968 Taxes Cancelled, Abated or Adjusted			
Civil Defense & Disaster Control					Transfer To Tax Title Liens			
Environmental Inspection & Control	7,145.00				Balance Outstanding Dec. 31, 1968	23,802.73		
Other Public Safety								
PUBLIC WORKS								
Streets and Drainage	40,703.58							
Sewers and Sewage Processing	46,339.08							
Garbage and Trash Disposal	15,805.00							
Public Buildings and Grounds	8,791.53							
Other Public Works								
HEALTH and WELFARE								
Health Services Except Environmental								
Welfare-Public Assistance	550.00							
Hospitals, Clinics, First Aid								
Animal, Insect, & Rodent Control	2,270.00							
Other Welfare Services								
RECREATION and CONSERVATION								
Beaches and Boardwalks	6,634.00							
Parks, Playgrounds, Shade Trees	37,612.00							
Land Reclamation & Conservation								
Other Recreational Services	300.00							
EDUCATION (excluding schools)								
Libraries	500.00							
Other Educational Services								
STATUTORY EXPENDITURES								
Pensions & F. I. C. A.	20,863.00							
Employee Fringe Benefits	8,445.00							
Other Statutory Expenditures								
TOTAL MUNICIPAL FUNCTIONS	335,084.49							
CAPITAL IMPROVEMENTS	5,000.00							
DEBT SERVICE								
Principal Payments	5,000.00							
Interest Payments	3,442.50							
Other Debt Administration								
DEFERRED CHARGES	6,208.50							
SCHOOL, COUNTY, SPECIAL DISTRICT TAXES	268,145.14							
RESERVE FOR UNCOLLECTED TAXES	34,713.83							
TOTAL EXPENDITURES	657,594.46							

2115		LOPATCONG TWP		PER CAPITA:		PER CENT:	
Population 1960	2,703	Net Valuation Taxable	18,713,691	TAX RATE:		Gross Debt	352.48
Population 1968	3,220	State Equalized Value	22,406,239	General Rate Per \$100.	3.00	Net Debt	310.55
		Net Valuation on Which County Taxes are apportioned:	22,529,101	Effective Tax Rate		Debt Service	
Moody Rating		State Equalization Ratio	.8352	General Rate	2.50	Total Tax Levy	166.39
Land Area	6.90 Sq. Miles			Municipal Functions	.82	Municipal Functions	57.56
							or Adjusted .55
1968 EXPENDITURES		1968 REVENUES		1968 PROPERTY TAX			
GENERAL GOVERNMENT		1968 Property Taxes Collected		506,715.24		Local District School Taxes	
Governing Body & Public Boards		1968 Payments in Lieu of Taxes				Regional & Consolidated School Taxes	
Municipal Clerk		Delinquent Tax & Lien Collections		28,267.09		School Taxes in Municipal Budget	
Financial Administration	1,625.00	Business Personally Replacement Taxes		48,202.00		County Taxes	168,958.85
Assessment of Taxes	2,600.00	Taxes from Public Utilities		55,979.16		County Library Taxes	4,480.55
Collection of Taxes	3,200.00	Other Miscellaneous Tax Revenues				Local Municipal Purpose Taxes	18,419.59
Planning, Housing & Development	910.00	State Aid Revenues		3,907.00		Veteran & Senior Citizen Taxes	25,100.00
Elections	725.00	Federal Aid Revenues				Total Taxes for Rate Computation	560,157.99
General Administration (other)	12,462.50	Sale of Acquired Property				Special District Taxes	
JUDICIARY		Other Miscellaneous Revenues		5,891.36		Bank Stock Taxes	731.31
Municipal Courts	3,150.00	Total 1968 Revenues		648,961.85		Added and Omitted Taxes	
PUBLIC SAFETY		Prior Years Surplus Appropriated		50,000.00		Total Taxes Levied	535,789.30
Fire Protection	8,800.00	TOTAL REVENUES		698,961.85		1968 TAXES COLLECTED	506,715.24
Police Protection	8,901.38					1968 Taxes Cancelled, Abated or Adjusted	2,956.00
Civil Defense & Disaster Control	1,300.00					Transfer To Tax Title Liens	32.25
Environmental Inspection & Control	900.00					Balance Outstanding Dec. 31, 1968	27,376.55
Other Public Safety							
PUBLIC WORKS		1968 REAL PROPERTY VALUATIONS - ASSESSED					
Streets and Drainage	49,191.11	Code Class %		348,840.00		PRIOR YEARS TAXES OUTSTANDING	
Sewers and Sewage Processing		1 Vacant Land 1.90		12,114,800.00		Balance January 1, 1968	42,522.01
Garbage and Trash Disposal		2 Residential 66.04		929,260.00		Collected in 1968	28,267.09
Public Buildings and Grounds	5,100.00	3 Farm 5.07		3,274,900.00		Cancelled, Abated or Adjusted (1968)	1,947.43
Other Public Works		4a Commercial 17.85		1,645,325.00		Transfers to Tax Title Liens	
HEALTH and WELFARE		4b Industrial 8.97		31,550.00		Balance December 31, 1968	12,307.49
Health Services Except Environmental	6,113.43	4c Apartments .17		18,344,675.00			
Welfare-Public Assistance	660.00	Total Valuation 100.00					
Hospitals, Clinics, First Aid		CAPITAL DEBT AUTHORIZED, DECEMBER 31, 1968					
Animal, Insect, & Rodent Control		ISSUED AND UNISSUED		GROSS DEBT		TAX TITLE LIENS OUTSTANDING	
Other Welfare Services		School		135,000.00		Balance January 1, 1968	275.93
RECREATION and CONSERVATION		Self-liquidating		1,000,000.00		Transfers From Taxes	32.25
Beaches and Boardwalks		Other		1,135,000.00		Redeemed in 1968	
Parks, Playgrounds, Shade Trees	6,300.00	Total		1,000,000.00		Cancelled, Abated or Adjusted (1968)	
Land Reclamation & Conservation		ISSUED AND OUTSTANDING				Balance December 31, 1968	308.18
Other Recreational Services		School		135,000.00		PROPERTY ACQUIRED BY DEED OR FORECLOSURE	
EDUCATION (excluding schools)		Self-liquidating		905,000.00		Balance January 1, 1968	805.00
Libraries		Other		1,040,000.00		Transfers From Liens	
Other Educational Services		Total				Sale for Cash (1968)	
STATUTORY EXPENDITURES		EQUALIZED VALUATION BASIS		20,244,485.67		Cancelled, Abated or Adjusted (1968)	
Pensions & F. I. C. A.	3,315.00	1968 CAPITAL OUTLAY		485,598.92		Balance December 31, 1968	805.00
Employee Fringe Benefits	2,825.00	Beaches and Boardwalks				CURRENT FINANCES DECEMBER 31, 1968	
Other Statutory Expenditures		Parks and Playgrounds				ASSETS	
TOTAL MUNICIPAL FUNCTIONS	118,078.42	Public Buildings and Grounds				Cash on Hand Dec. 31, 1968	311,360.76
CAPITAL IMPROVEMENTS	3,000.00	Vehicular Equipment				Taxes Receivable	39,684.04
DEBT SERVICE		Streets, Roads, Sidewalks, Storm Sewers				Tax Title Liens	308.18
Principal Payments		Sewer System		485,598.92		Foreclosed Property	805.00
Interest Payments		Water System				Emergencies & Other Deferred Charges	322.32
Other Debt Administration		Other Utilities				State Aid Receivable	36,927.00
DEFERRED CHARGES	500.00	Hospitals and Clinics				Other Receivables	8,141.35
SCHOOL, COUNTY, SPECIAL DISTRICT TAXES	516,638.40	Garbage and Trash Disposal Facilities				Total	397,548.65
RESERVE FOR UNCOLLECTED TAXES	63,769.79	Health Equipment				LIABILITIES	
		Library and Education Facilities				Cash Liabilities	213,287.32
TOTAL EXPENDITURES	701,986.61	Conservation and Recreation				Reserves For Receivables	48,938.57
		Other Expenditures				Surplus on Hand Dec. 31, 1968	135,322.76
						Total	397,548.65

0505		LOWER TWP			PER CAPITA:		PER CENT:	
Population 1960	6,332	Net Valuation Taxable	59,487,334	TAX RATE:	Gross Debt	284.18	Gross Debt	3.67
Population 1968	8,290	State Equalized Value	69,397,263	General Rate Per \$100.	Net Debt	44.68	Net Debt	.57
		Net Valuation on Which County Taxes		Effective Tax Rate	Debt Service	4.75	Tax Levy Collected	90.17
Moody Rating		are apportioned:	72,009,059	General Rate	Total Tax Levy	212.31	Tax Levy Cancelled, Abated	
Land Area	29.79 Sq. Miles	State Equalization Ratio	.8572	Municipal Functions	Municipal Functions	93.05	or Adjusted	
1968 EXPENDITURES		1968 REVENUES		1968 PROPERTY TAX				
GENERAL GOVERNMENT		1968 Property Taxes Collected		1,587,065.03	Local District School Taxes	503,476.17		
Governing Body & Public Boards		1968 Payments in Lieu of Taxes			Regional & Consolidated School Taxes	570,632.13		
Municipal Clerk		Delinquent Tax & Lien Collections		166,222.13	School Taxes in Municipal Budget	383,169.96		
Financial Administration	10,650.00	Business Personality Replacement Taxes		92,169.00	County Taxes	8,001.21		
Assessment of Taxes	49,270.00	Taxes from Public Utilities		152,802.41	County Library Taxes	211,033.68		
Collection of Taxes	18,500.00	Other Miscellaneous Tax Revenues			Local Municipal Purpose Taxes	109,910.00		
Planning, Housing & Development	3,000.00	State Aid Revenues		17,709.00	Veteran & Senior Citizen Taxes	1,786,223.15		
Elections	3,050.00	Federal Aid Revenues			Total Taxes for Rate Computation	64,365.97		
General Administration (other)	27,675.00	Sale of Acquired Property			Special District Taxes	1,157.50		
JUDICIARY		Other Miscellaneous Revenues		100,517.26	Bank Stock Taxes	18,231.92		
Municipal Courts	6,350.00	Total 1968 Revenues		2,116,484.83	Added and Omitted Taxes	1,760,068.54		
PUBLIC SAFETY		Prior Years Surplus Appropriated		69,364.00	Total Taxes Levied	1,587,065.03		
Fire Protection	5,000.00	TOTAL REVENUES		2,185,848.83	1968 TAXES COLLECTED			
Police Protection	95,625.00				1968 Taxes Cancelled, Abated or Adjusted	9,151.74		
Civil Defense & Disaster Control	2,196.25				Transfer To Tax Title Liens	133,732.62		
Environmental Inspection & Control	6,703.20				Balance Outstanding Dec. 31, 1968			
Other Public Safety								
PUBLIC WORKS		1968 REAL PROPERTY VALUATIONS - ASSESSED			PRIOR YEARS TAXES OUTSTANDING			
Streets and Drainage	161,892.22	Code	Class	%	Balance January 1, 1968	181,284.24		
Sewers and Sewage Processing	18,000.00	1	Vacant Land	4.02	Collected in 1968	158,631.70		
Garbage and Trash Disposal	81,946.80	2	Residential	81.25	Cancelled, Abated or Adjusted (1968)	398.13		
Public Buildings and Grounds	10,100.00	3	Farm	1.70	Transfers to Tax Title Liens	22,254.41		
Other Public Works		4a	Commercial	9.98	Balance December 31, 1968			
HEALTH and WELFARE		4b	Industrial	3.04				
Health Services Except Environmental	3,200.00	4c	Apartments					
Welfare-Public Assistance	3,970.00	Total Valuation		99.99				
Hospitals, Clinics, First Aid		CAPITAL DEBT AUTHORIZED, DECEMBER 31, 1968						
Animal, Insect, & Rodent Control	5,728.75	ISSUED AND UNISSUED						
Other Welfare Services		GROSS DEBT		1,985,507.03				
RECREATION and CONSERVATION		NET DEBT						
Beaches and Boardwalks		School						
Parks, Playgrounds, Shade Trees	4,000.00	Self-liquidating		370,400.00				
Land Reclamation & Conservation		Other						
Other Recreational Services		Total		2,355,907.03				
EDUCATION (excluding schools)		ISSUED AND OUTSTANDING						
Libraries		School						
Other Educational Services		Self-liquidating						
STATUTORY EXPENDITURES		Other						
Pensions & F. I. C. A.	12,500.00	Total						
Employee Fringe Benefits	12,000.00	EQUALIZED VALUATION BASIS		64,083,014.00				
Other Statutory Expenditures		1968 CAPITAL OUTLAY						
TOTAL MUNICIPAL FUNCTIONS	541,357.22	Beaches and Boardwalks		93,602.02				
CAPITAL IMPROVEMENTS	2,000.00	Parks and Playgrounds		69,760.12				
DEBT SERVICE		Public Buildings and Grounds						
Principal Payments	23,000.00	Vehicular Equipment		11,836.20				
Interest Payments	16,441.25	Streets, Roads, Sidewalks, Storm Sewers		12,005.70				
Other Debt Administration		Sewer System						
DEFERRED CHARGES		Water System						
SCHOOL, COUNTY, SPECIAL DISTRICT TAXES	1,529,645.44	Other Utilities						
RESERVE FOR UNCOLLECTED TAXES	188,599.93	Hospitals and Clinics						
TOTAL EXPENDITURES	2,301,043.84	Garbage and Trash Disposal Facilities						
		Health Equipment						
		Library and Education Facilities						
		Conservation and Recreation						
		Other Expenditures						

1704		LOWER ALLOWAYS CREEK				PER CAPITA:		PER CENT:		
Population 1960	1,293	Net Valuation Taxable	1,499,425	TAX RATE:		Gross Debt	80.82	Gross Debt	2.36	
Population 1968	1,460	State Equalized Value	5,510,565	General Rate Per \$100.	9.41	Net Debt		Net Debt		
		Net Valuation on Which County Taxes are apportioned:	4,996,690	Effective Tax Rate		Debt Service		Tax Levy Collected	86.01	
Moody Rating				General Rate	2.56	Total Tax Levy	90.88	Tax Levy Cancelled, Abated or Adjusted		
Land Area	45.70 Sq. Miles	State Equalization Ratio	.2721	Municipal Functions	1.96	Municipal Functions	74.00			
1968 EXPENDITURES		1968 REVENUES			1968 PROPERTY TAX					
GENERAL GOVERNMENT		1968 Property Taxes Collected			114,130.42					
Governing Body & Public Boards		1968 Payments in Lieu of Taxes								
Municipal Clerk		Delinquent Tax & Lien Collections			14,836.18					
Financial Administration		2,100.00	Business Personalty Replacement Taxes			9,246.00				
Assessment of Taxes		3,240.00	Taxes from Public Utilities			14,605.21				
Collection of Taxes		2,980.00	Other Miscellaneous Tax Revenues							
Planning, Housing & Development		5,000.00	State Aid Revenues			13,316.00				
Elections			Federal Aid Revenues							
General Administration (other)		9,500.00	Sale of Acquired Property							
JUDICIARY			Other Miscellaneous Revenues			6,867.66				
Municipal Courts		1,100.00	Total 1968 Revenues			173,001.47				
PUBLIC SAFETY			Prior Years Surplus Appropriated			49,988.80				
Fire Protection		3,500.00	TOTAL REVENUES			222,990.27				
Police Protection		11,200.00								
Civil Defense & Disaster Control		200.00								
Environmental Inspection & Control										
Other Public Safety										
PUBLIC WORKS			1968 REAL PROPERTY VALUATIONS - ASSESSED							
Streets and Drainage		29,000.00	Code	Class	%					
Sewers and Sewage Processing			1	Vacant Land	2.79	40,325.00				
Garbage and Trash Disposal		2,240.00	2	Residential	45.02	651,450.00				
Public Buildings and Grounds			3	Farm	49.06	709,800.00				
Other Public Works			4a	Commercial	2.47	35,800.00				
HEALTH and WELFARE			4b	Industrial						
Health Services Except Environmental		350.00	4c	Apartments	.66	9,500.00				
Welfare-Public Assistance		840.00	Total Valuation			1,446,875.00				
Hospitals, Clinics, First Aid		300.00	CAPITAL DEBT AUTHORIZED, DECEMBER 31, 1968							
Animal, Insect, & Rodent Control		744.00	ISSUED AND UNISSUED			GROSS DEBT				
Other Welfare Services			School			118,000.00				
RECREATION and CONSERVATION			Self-liquidating							
Beaches and Boardwalks			Other							
Parks, Playgrounds, Shade Trees			Total			118,000.00				
Land Reclamation & Conservation			ISSUED AND OUTSTANDING							
Other Recreational Services		350.00	School			68,000.00				
EDUCATION (excluding schools)			Self-liquidating							
Libraries			Other							
Other Educational Services			Total			68,000.00				
STATUTORY EXPENDITURES			EQUALIZED VALUATION BASIS			4,980,060.67				
Pensions & F. I. C. A.		1,500.00	1968 CAPITAL OUTLAY							
Employee Fringe Benefits			Beaches and Boardwalks							
Other Statutory Expenditures			Parks and Playgrounds							
TOTAL MUNICIPAL FUNCTIONS		74,144.00	Public Buildings and Grounds							
CAPITAL IMPROVEMENTS		6,000.00	Vehicular Equipment							
DEBT SERVICE			Streets, Roads, Sidewalks, Storm Sewers							
Principal Payments			Sewer System							
Interest Payments			Water System							
Other Debt Administration			Other Utilities							
DEFERRED CHARGES			Hospitals and Clinics							
SCHOOL, COUNTY, SPECIAL DISTRICT TAXES		121,695.44	Garbage and Trash Disposal Facilities							
RESERVE FOR UNCOLLECTED TAXES		27,906.80	Health Equipment							
			Library and Education Facilities							
			Conservation and Recreation							
TOTAL EXPENDITURES		229,746.24	Other Expenditures							

0317
 Population 1960 **2,833**
 Population 1968 **3,820**
 Moody Rating
 Land Area **13.29** Sq. Miles

Net Valuation Taxable **18,586,395**
 State Equalized Value **18,048,548**
 Net Valuation on Which County Taxes
 are apportioned: **19,409,026**
 State Equalization Ratio **1.0298**

LUMBERTON TWP

TAX RATE:
 General Rate Per \$100. **3.57**
 Effective Tax Rate
 General Rate **3.67**
 Municipal Functions **1.62**

PER CAPITA:

Gross Debt **257.63**
 Net Debt **41.72**
 Debt Service **1.83**
 Total Tax Levy **171.04**
 Municipal Functions **76.67**

PER CENT:

Gross Debt **5.79**
 Net Debt **.93**
 Tax Levy Collected **89.04**
 Tax Levy Cancelled, Abated
 or Adjusted

1968 EXPENDITURES		1968 REVENUES		1968 PROPERTY TAX	
GENERAL GOVERNMENT		1968 Property Taxes Collected 581,843.76		Local District School Taxes 256,673.00	
Governing Body & Public Boards		1968 Payments in Lieu of Taxes		Regional & Consolidated School Taxes	234,035.53
Municipal Clerk	5,025.00	Delinquent Tax & Lien Collections	60,863.03	School Taxes in Municipal Budget	
Financial Administration	16,100.00	Business Personalty Replacement Taxes	51,410.00	County Taxes	103,064.52
Assessment of Taxes	3,025.00	Taxes from Public Utilities	53,308.66	County Library Taxes	5,231.20
Collection of Taxes	3,500.00	Other Miscellaneous Tax Revenues	4,894.00	Local Municipal Purpose Taxes	46,164.43
Planning, Housing & Development		State Aid Revenues		Veteran & Senior Citizen Taxes	17,750.00
Elections	30,575.00	Federal Aid Revenues		Total Taxes for Rate Computation	662,918.68
General Administration (other)		Sale of Acquired Property		Special District Taxes	
JUDICIARY	3,700.00	Other Miscellaneous Revenues	24,067.96	Bank Stock Taxes	2,440.57
Municipal Courts		Total 1968 Revenues	776,387.41	Added and Omitted Taxes	5,801.25
PUBLIC SAFETY	9,500.00	Prior Years Surplus Appropriated	60,000.00	Total Taxes Levied	653,410.50
Fire Protection	12,300.00	TOTAL REVENUES	836,387.41	1968 TAXES COLLECTED	581,843.76
Police Protection	1,000.00	1968 REAL PROPERTY VALUATIONS - ASSESSED		1968 Taxes Cancelled, Abated or Adjusted	
Civil Defense & Disaster Control	500.00	Code	Class	Transfer To Tax Title Liens	
Environmental Inspection & Control			%	Balance Outstanding Dec. 31, 1968	71,566.74
Other Public Safety		1	Vacant Land		
PUBLIC WORKS	44,840.00	2	Residential		
Streets and Drainage	18,000.00	3	Farm		
Sewers and Sewage Processing	25,500.00	4a	Commercial		
Garbage and Trash Disposal	7,200.00	4b	Industrial		
Public Buildings and Grounds		4c	Apartments		
Other Public Works		Total Valuation	99.99		
HEALTH and WELFARE	600.00	CAPITAL DEBT AUTHORIZED, DECEMBER 31, 1968			
Health Services Except Environmental	1,600.00	ISSUED AND UNISSUED			
Welfare-Public Assistance		School			
Hospitals, Clinics, First Aid	100.00	Self-liquidating			
Animal, Insect, & Rodent Control		Other			
Other Welfare Services		Total			
RECREATION and CONSERVATION	2,000.00	ISSUED AND OUTSTANDING			
Beaches and Boardwalks		School			
Parks, Playgrounds, Shade Trees	500.00	Self-liquidating			
Land Reclamation & Conservation		Other			
Other Recreational Services		Total			
EDUCATION (excluding schools)	4,100.00	EQUALIZED VALUATION BASIS			
Libraries		1968 CAPITAL OUTLAY			
Other Educational Services		Beaches and Boardwalks			
STATUTORY EXPENDITURES	189,665.00	Parks and Playgrounds			
Pensions & F. I. C. A.		Public Buildings and Grounds			
Employee Fringe Benefits		Vehicular Equipment			
Other Statutory Expenditures		Streets, Roads, Sidewalks, Storm Sewers			
TOTAL MUNICIPAL FUNCTIONS	17,800.00	Sewer System			
CAPITAL IMPROVEMENTS	7,000.00	Water System			
DEBT SERVICE	1,684.05	Other Utilities			
Principal Payments		Hospitals and Clinics			
Interest Payments		Garbage and Trash Disposal Facilities			
Other Debt Administration		Health Equipment			
DEFERRED CHARGES	599,004.25	Library and Education Facilities			
SCHOOL, COUNTY, SPECIAL DISTRICT TAXES	76,750.95	Conservation and Recreation			
RESERVE FOR UNCOLLECTED TAXES	891,904.25	Other Expenditures			
TOTAL EXPENDITURES					

0232		LYNDHURST TWP			PER CAPITA:		PER CENT:	
Population 1960	21,867	Net Valuation Taxable	117,740,700	TAX RATE:	Gross Debt	19.64	Gross Debt	.30
Population 1968	24,180	State Equalized Value	158,274,902	General Rate Per \$100.	Net Debt	12.49	Net Debt	.19
Moody Rating		Net Valuation on Which County Taxes are apportioned:	166,061,005	Effective Tax Rate	Debt Service	3.40	Tax Levy Collected	98.01
Land Area	4.70 Sq. Miles	State Equalization Ratio	.7439	General Rate	Total Tax Levy	132.35	Tax Levy Cancelled, Abated or Adjusted	.11
				Municipal Functions	Municipal Functions	66.73		
1968 EXPENDITURES		1968 REVENUES			1968 PROPERTY TAX			
GENERAL GOVERNMENT		1968 Property Taxes Collected			Local District School Taxes			
Governing Body & Public Boards		1968 Payments in Lieu of Taxes			Regional & Consolidated School Taxes			
Municipal Clerk	23,700.00	Delinquent Tax & Lien Collections			School Taxes in Municipal Budget			
Financial Administration	5,500.00	Business Personality Replacement Taxes			County Taxes			
Assessment of Taxes	10,250.00	Taxes from Public Utilities			County Library Taxes			
Collection of Taxes	48,950.00	Other Miscellaneous Tax Revenues			Local Municipal Purpose Taxes			
Planning, Housing & Development	8,050.00	State Aid Revenues			Veteran & Senior Citizen Taxes			
Elections	2,100.00	Federal Aid Revenues			Total Taxes for Rate Computation			
General Administration (other)	49,400.00	Sale of Acquired Property			Special District Taxes			
JUDICIARY		Other Miscellaneous Revenues			Bank Stock Taxes			
Municipal Courts	11,250.00	Total 1968 Revenues			Added and Omitted Taxes			
PUBLIC SAFETY		Prior Years Surplus Appropriated			Total Taxes Levied			
Fire Protection	48,450.00	TOTAL REVENUES			1968 TAXES COLLECTED			
Police Protection	395,650.00	1968 REAL PROPERTY VALUATIONS - ASSESSED			1968 Taxes Cancelled, Abated or Adjusted			
Civil Defense & Disaster Control	3,300.00	Code Class %			Transfer To Tax Title Liens			
Environmental Inspection & Control	16,650.00	1 Vacant Land 2.01			Balance Outstanding Dec. 31, 1968			
Other Public Safety		2 Residential 72.90			PRIOR YEARS TAXES OUTSTANDING			
PUBLIC WORKS		3 Farm			Balance January 1, 1968			
Streets and Drainage	251,750.00	4a Commercial 9.46			Collected in 1968			
Sewers and Sewage Processing	67,900.00	4b Industrial 12.43			Cancelled, Abated or Adjusted (1968)			
Garbage and Trash Disposal	73,500.00	4c Apartments 3.21			Transfers to Tax Title Liens			
Public Buildings and Grounds	20,000.00	Total Valuation 100.01			Balance December 31, 1968			
Other Public Works		CAPITAL DEBT AUTHORIZED, DECEMBER 31, 1968			TAX TITLE LIENS OUTSTANDING			
HEALTH and WELFARE		ISSUED AND UNISSUED			Balance January 1, 1968			
Health Services Except Environmental	32,350.00	School			Transfers From Taxes			
Welfare-Public Assistance	19,200.00	Self-liquidating			Redeemed in 1968			
Hospitals, Clinics, First Aid		Other			Cancelled, Abated or Adjusted (1968)			
Animal, Insect, & Rodent Control		Total			Balance December 31, 1968			
Other Welfare Services		ISSUED AND OUTSTANDING			PROPERTY ACQUIRED BY DEED OR FORECLOSURE			
RECREATION and CONSERVATION		School			Balance January 1, 1968			
Beaches and Boardwalks	52,000.00	Self-liquidating			Transfers From Liens			
Parks, Playgrounds, Shade Trees		Other			Sale for Cash (1968)			
Land Reclamation & Conservation	26,500.00	Total			Cancelled, Abated or Adjusted (1968)			
Other Recreational Services		EQUALIZED VALUATION BASIS			Balance December 31, 1968			
EDUCATION (excluding schools)	41,050.00	1968 CAPITAL OUTLAY			CURRENT FINANCES DECEMBER 31, 1968			
Libraries		Beaches and Boardwalks			ASSETS			
Other Educational Services		Parks and Playgrounds			Cash on Hand Dec. 31, 1968			
STATUTORY EXPENDITURES		Public Buildings and Grounds			Taxes Receivable			
Pensions & F. I. C. A.	129,850.00	Vehicular Equipment			Tax Title Liens			
Employee Fringe Benefits	19,750.00	Streets, Roads, Sidewalks, Storm Sewers			Foreclosed Property			
Other Statutory Expenditures		Sewer System			Emergencies & Other Deferred Charges			
TOTAL MUNICIPAL FUNCTIONS	1,357,100.00	Water System			State Aid Receivable			
CAPITAL IMPROVEMENTS	9,000.00	Other Utilities			Other Receivables			
DEBT SERVICE		Hospitals and Clinics			Total			
Principal Payments	81,721.77	Garbage and Trash Disposal Facilities			LIABILITIES			
Interest Payments	500.00	Health Equipment			Cash Liabilities			
Other Debt Administration	6,700.00	Library and Education Facilities			Reserves For Receivables			
DEFERRED CHARGES		Conservation and Recreation			Surplus on Hand Dec. 31, 1968			
SCHOOL, COUNTY, SPECIAL DISTRICT TAXES	2,472,498.14	Other Expenditures			Total			
RESERVE FOR UNCOLLECTED TAXES	158,512.21							
TOTAL EXPENDITURES	4,086,032.12							

1417		MADISON BORO		PER CAPITA:		PER CENT:	
Population 1960	15,122	Net Valuation Taxable	52,702,325	Gross Debt	735.30	Gross Debt	10.14
Population 1968	17,260	State Equalized Value	130,580,587	Net Debt	464.09	Net Debt	6.40
Moody Rating	A-1	Net Valuation on Which County Taxes are apportioned:	128,365,577	Debt Service	11.42	Tax Levy Collected	98.05
Land Area	4.00 Sq. Miles	State Equalization Ratio	.4036	Total Tax Levy	261.23	Tax Levy Cancelled, Abated or Adjusted	.10
		TAX RATE:		Municipal Functions	144.63		
		General Rate Per \$100.	8.62				
		Effective Tax Rate					
		General Rate	3.47				
		Municipal Functions	1.91				
1968 EXPENDITURES		1968 REVENUES		1968 PROPERTY TAX			
GENERAL GOVERNMENT		1968 Property Taxes Collected		Local District School Taxes		2,731,328.34	
Governing Body & Public Boards		1968 Payments in Lieu of Taxes		Regional & Consolidated School Taxes			
Municipal Clerk		Delinquent Tax & Lien Collections		School Taxes in Municipal Budget		498,821.74	
Financial Administration	1,800.00	Business Personality Replacement Taxes	96,678.28	County Taxes			
Assessment of Taxes	14,190.77	Taxes from Public Utilities	91,475.00	County Library Taxes		1,232,204.02	
Collection of Taxes	16,033.57	Other Miscellaneous Tax Revenues	128,151.23	Local Municipal Purpose Taxes		79,120.00	
Planning, Housing & Development	8,243.61	State Aid Revenues	41,697.08	Veteran & Senior Citizen Taxes		4,541,474.10	
Elections	2,538.23	Federal Aid Revenues		Total Taxes for Rate Computation			
General Administration (other)	205,203.59	Sale of Acquired Property		Special District Taxes		8,176.44	
JUDICIARY		Other Miscellaneous Revenues	652,865.28	Bank Stock Taxes		38,335.63	
Municipal Courts	7,987.65	Total 1968 Revenues	5,431,897.94	Added and Omitted Taxes		4,508,866.17	
PUBLIC SAFETY		Prior Years Surplus Appropriated	390,000.00	Total Taxes Levied		4,421,031.07	
Fire Protection	127,834.77	TOTAL REVENUES	5,821,897.94	1968 TAXES COLLECTED			
Police Protection	354,009.05	1968 REAL PROPERTY VALUATIONS - ASSESSED		1968 Taxes Cancelled, Abated or Adjusted		4,566.60	
Civil Defense & Disaster Control	4,394.30	Code Class %		Transfer To Tax Title Liens		4,779.79	
Environmental Inspection & Control	4,488.67	1 Vacant Land 1.42		Balance Outstanding Dec. 31, 1968		79,955.03	
Other Public Safety		2 Residential 82.77		PRIOR YEARS TAXES OUTSTANDING			
PUBLIC WORKS		3 Farm		Balance January 1, 1968		99,339.03	
Streets and Drainage	271,529.30	4a Commercial 10.84		Collected in 1968		83,156.80	
Sewers and Sewage Processing	130,005.42	4b Industrial .16		Cancelled, Abated or Adjusted (1968)		4,653.43	
Garbage and Trash Disposal	144,706.33	4c Apartments 4.81		Transfers to Tax Title Liens		2,097.53	
Public Buildings and Grounds	46,102.30	Total Valuation 100.00		Balance December 31, 1968		9,431.27	
Other Public Works		CAPITAL DEBT AUTHORIZED, DECEMBER 31, 1968		TAX TITLE LIENS OUTSTANDING			
HEALTH and WELFARE		ISSUED AND UNISSUED		Balance January 1, 1968		15,283.60	
Health Services Except Environmental	82,190.71	School	3,397,000.00	Transfers From Taxes		7,110.18	
Welfare-Public Assistance	10,776.86	Self-liquidating	1,284,000.00	Redeemed in 1968		13,521.48	
Hospitals, Clinics, First Aid		Other	8,010,310.24	Cancelled, Abated or Adjusted (1968)		8,872.30	
Animal, Insect, & Rodent Control	500.00	Total	12,691,310.24	Balance December 31, 1968		31,350.00	
Other Welfare Services		ISSUED AND OUTSTANDING		PROPERTY ACQUIRED BY DEED OR FORECLOSURE			
RECREATION and CONSERVATION		School	3,397,000.00	Balance January 1, 1968		31,350.00	
Beaches and Boardwalks		Self-liquidating	1,007,000.00	Transfers From Liens			
Parks, Playgrounds, Shade Trees	137,438.02	Other	1,903,000.00	Sale for Cash (1968)			
Land Reclamation & Conservation		Total	6,307,000.00	Cancelled, Abated or Adjusted (1968)			
Other Recreational Services	2,387.40	EQUALIZED VALUATION BASIS		Balance December 31, 1968		31,350.00	
EDUCATION (excluding schools)		1968 CAPITAL OUTLAY		CURRENT FINANCES DECEMBER 31, 1968			
Libraries	121,970.91	Beaches and Boardwalks	688,639.83	ASSETS			
Other Educational Services		Parks and Playgrounds		Cash on Hand Dec. 31, 1968		749,988.01	
STATUTORY EXPENDITURES		Public Buildings and Grounds	4,263.12	Taxes Receivable		89,386.30	
Pensions & F. I. C. A.	111,778.65	Vehicular Equipment	62.72	Tax Title Liens		8,872.30	
Employee Fringe Benefits	8,127.22	Streets, Roads, Sidewalks, Storm Sewers	99,665.25	Foreclosed Property		31,350.00	
Other Statutory Expenditures		Sewer System	50,193.14	Emergencies & Other Deferred Charges		23,200.00	
TOTAL MUNICIPAL FUNCTIONS	1,814,237.33	Water System	95,166.06	State Aid Receivable		57,469.72	
CAPITAL IMPROVEMENTS	82,000.00	Other Utilities	24,570.50	Other Receivables		4,665.68	
DEBT SERVICE		Hospitals and Clinics		Total		964,932.01	
Principal Payments	134,000.00	Garbage and Trash Disposal Facilities		LIABILITIES			
Interest Payments	63,115.75	Health Equipment	392,758.56	Cash Liabilities		188,623.43	
Other Debt Administration	45,269.88	Library and Education Facilities		Reserves For Receivables		134,274.28	
DEFERRED CHARGES		Conservation and Recreation	21,960.48	Surplus on Hand Dec. 31, 1968		642,034.30	
SCHOOL, COUNTY, SPECIAL DISTRICT TAXES	3,230,150.08	Other Expenditures		Total		964,932.01	
RESERVE FOR UNCOLLECTED TAXES	357,736.70						
TOTAL EXPENDITURES	5,726,509.74						

1209		MADISON TWP				PER CAPITA:		PER CENT:		
Population 1960	22,772	Net Valuation Taxable	101,565,580	TAX RATE:		Gross Debt	462.19	Gross Debt	9.02	
Population 1968	41,160	State Equalized Value	251,649,108	General Rate Per \$100.		Net Debt	257.29	Net Debt	5.02	
		Net Valuation on Which County Taxes are apportioned:	226,764,749	Effective Tax Rate		Debt Service	1.08	Tax Levy Collected	95.44	
Moody Rating				General Rate		Total Tax Levy	193.61	Tax Levy Cancelled, Abated or Adjusted		
Land Area	37.69 Sq. Miles	State Equalization Ratio	.4036	Municipal Functions		Municipal Functions	72.95			
1968 EXPENDITURES		1968 REVENUES			1968 PROPERTY TAX					
GENERAL GOVERNMENT										
Governing Body & Public Boards	14,000.00	1968 Property Taxes Collected			7,605,973.47	Local District School Taxes				5,101,134.00
Municipal Clerk	26,450.00	1968 Payments in Lieu of Taxes				Regional & Consolidated School Taxes				
Financial Administration	45,646.96	Delinquent Tax & Lien Collections			240,465.17	School Taxes in Municipal Budget				
Assessment of Taxes	49,472.00	Business Personalty Replacement Taxes			145,474.00	County Taxes				1,166,616.10
Collection of Taxes	41,825.00	Taxes from Public Utilities			405,459.67	County Library Taxes				
Planning, Housing & Development	25,475.00	Other Miscellaneous Tax Revenues			16,754.15	Local Municipal Purpose Taxes				1,169,347.90
Elections	10,000.00	State Aid Revenues				Veteran & Senior Citizen Taxes				228,560.00
General Administration (other)	194,350.00	Federal Aid Revenues				Total Taxes for Rate Computation				7,665,658.00
JUDICIARY		Sale of Acquired Property				Special District Taxes				371,269.46
Municipal Courts	22,000.00	Other Miscellaneous Revenues			321,637.13	Bank Stock Taxes				2,532.00
PUBLIC SAFETY		Total 1968 Revenues			8,735,763.59	Added and Omitted Taxes				158,194.50
Fire Protection	5,500.00	Prior Years Surplus Appropriated			765,000.00	Total Taxes Levied				7,969,093.96
Police Protection	745,150.00	TOTAL REVENUES			9,500,763.59	1968 TAXES COLLECTED				7,605,973.47
Civil Defense & Disaster Control	3,000.00					1968 Taxes Cancelled, Abated or Adjusted				
Environmental Inspection & Control	36,825.00	1968 REAL PROPERTY VALUATIONS - ASSESSED				Transfer To Tax Title Liens				
Other Public Safety						Balance Outstanding Dec. 31, 1968				363,120.49
PUBLIC WORKS										
Streets and Drainage	607,225.00					PRIOR YEARS TAXES OUTSTANDING				
Sewers and Sewage Processing						Balance January 1, 1968				450,119.41
Garbage and Trash Disposal						Collected in 1968				215,251.71
Public Buildings and Grounds	49,075.00					Cancelled, Abated or Adjusted (1968)				
Other Public Works						Transfers to Tax Title Liens				
HEALTH and WELFARE						Balance December 31, 1968				234,867.70
Health Services Except Environmental	66,300.00									
Welfare-Public Assistance	36,000.00					TAX TITLE LIENS OUTSTANDING				
Hospitals, Clinics, First Aid						Balance January 1, 1968				335,489.78
Animal, Insect, & Rodent Control						Transfers From Taxes				
Other Welfare Services						Redeemed in 1968				25,213.46
RECREATION and CONSERVATION						Cancelled, Abated or Adjusted (1968)				
Beaches and Boardwalks	5,000.00					Balance December 31, 1968				310,276.32
Parks, Playgrounds, Shade Trees	85,825.00					PROPERTY ACQUIRED BY DEED OR FORECLOSURE				
Land Reclamation & Conservation	5,000.00					Balance January 1, 1968				23,965.00
Other Recreational Services	1,200.00					Transfers From Liens				
EDUCATION (excluding schools)						Sale for Cash (1968)				
Libraries	10,000.00					Cancelled, Abated or Adjusted (1968)				
Other Educational Services						Balance December 31, 1968				23,965.00
STATUTORY EXPENDITURES										
Pensions & F. I. C. A.	85,636.40					CURRENT FINANCES DECEMBER 31, 1968				
Employee Fringe Benefits	32,050.00					ASSETS				
Other Statutory Expenditures						Cash on Hand Dec. 31, 1968				679,790.59
TOTAL MUNICIPAL FUNCTIONS	2,203,005.36					Taxes Receivable				597,988.19
CAPITAL IMPROVEMENTS	85,000.00					Tax Title Liens				310,276.32
DEBT SERVICE						Foreclosed Property				23,965.00
Principal Payments	40,000.00					Emergencies & Other Deferred Charges				35,341.06
Interest Payments	4,575.90					State Aid Receivable				80,623.25
Other Debt Administration						Other Receivables				83,768.70
DEFERRED CHARGES	227,403.17					Total				1,811,753.11
SCHOOL, COUNTY, SPECIAL DISTRICT TAXES	6,639,019.56					LIABILITIES				
RESERVE FOR UNCOLLECTED TAXES	442,779.58					Cash Liabilities				411,268.00
TOTAL EXPENDITURES	9,641,783.57					Reserves For Receivables				1,015,998.21
						Surplus on Hand Dec. 31, 1968				384,486.90
						Total				1,811,753.11

0423		MAGNOLIA BORO			PER CAPITA:		PER CENT:	
Population 1960	4,199	Net Valuation Taxable	8,395,380	TAX RATE:	Gross Debt	178.71	Gross Debt	5.21
Population 1968	5,820	State Equalized Value	21,515,581	General Rate Per \$100.	Net Debt	41.83	Net Debt	1.21
		Net Valuation on Which County Taxes		Effective Tax Rate	Debt Service	2.09	Tax Levy Collected	97.35
Moody Rating		are apportioned:	21,992,459	General Rate	Total Tax Levy	128.89	Tax Levy Cancelled, Abated	
Land Area	.99 Sq. Miles	State Equalization Ratio	.3902	Municipal Functions	Municipal Functions	52.14	or Adjusted	
1968 EXPENDITURES		1968 REVENUES			1968 PROPERTY TAX			
GENERAL GOVERNMENT		1968 Property Taxes Collected			730,336.19			
Governing Body & Public Boards		1968 Payments in Lieu of Taxes			2,029.37			
Municipal Clerk		Delinquent Tax & Lien Collections			25,090.09			
Financial Administration	3,950.00	Business Personalty Replacement Taxes			13,917.00			
Assessment of Taxes	20,100.00	Taxes from Public Utilities			68,186.07			
Collection of Taxes	6,566.10	Other Miscellaneous Tax Revenues			3,374.77			
Planning, Housing & Development	409.00	State Aid Revenues			1,500.00			
Elections	1,200.00	Federal Aid Revenues			51,396.84			
General Administration (other)	24,679.00	Sale of Acquired Property			895,830.33			
JUDICIARY		Other Miscellaneous Revenues			62,000.00			
Municipal Courts	3,000.00	Total 1968 Revenues			957,830.33			
PUBLIC SAFETY		Prior Years Surplus Appropriated			TOTAL REVENUES			
Fire Protection	13,986.00	1968 REAL PROPERTY VALUATIONS - ASSESSED			Code Class %			
Police Protection	57,150.04	1			Vacant Land 2.18			
Civil Defense & Disaster Control	369.96	2			Residential 75.42			
Environmental Inspection & Control	1,514.00	3			Farm			
Other Public Safety		4a			Commercial 11.05			
PUBLIC WORKS		4b			Industrial 6.83			
Streets and Drainage	49,750.00	4c			Apartments 4.52			
Sewers and Sewage Processing		Total Valuation			100.00			
Garbage and Trash Disposal	21,800.00	CAPITAL DEBT AUTHORIZED, DECEMBER 31, 1968			ISSUED AND UNISSUED			
Public Buildings and Grounds	5,357.00	GROSS DEBT			796,634.58			
Other Public Works		NET DEBT			243,475.00			
HEALTH and WELFARE		SCHOOL			243,475.00			
Health Services Except Environmental	630.00	Self-liquidating			1,040,109.58			
Welfare-Public Assistance	700.00	Other			Total			
Hospitals, Clinics, First Aid		Total			1,040,109.58			
Animal, Insect, & Rodent Control		ISSUED AND OUTSTANDING			SCHOOL			
Other Welfare Services		Self-liquidating			796,634.58			
RECREATION and CONSERVATION		Other			243,475.00			
Beaches and Boardwalks		Total			1,040,109.58			
Parks, Playgrounds, Shade Trees	4,768.90	EQUALIZED VALUATION BASIS			19,959,278.67			
Land Reclamation & Conservation		1968 CAPITAL OUTLAY			149,195.75			
Other Recreational Services		Beaches and Boardwalks			149,195.75			
EDUCATION (excluding schools)		Parks and Playgrounds						
Libraries	1,250.00	Public Buildings and Grounds						
Other Educational Services		Vehicular Equipment						
STATUTORY EXPENDITURES		Streets, Roads, Sidewalks, Storm Sewers						
Pensions & F. I. C. A.	5,400.00	Sewer System						
Employee Fringe Benefits	1,605.00	Water System						
Other Statutory Expenditures		Other Utilities						
TOTAL MUNICIPAL FUNCTIONS	224,185.00	Hospitals and Clinics						
CAPITAL IMPROVEMENTS	21,602.69	Garbage and Trash Disposal Facilities						
DEBT SERVICE		Health Equipment						
Principal Payments	10,000.00	Library and Education Facilities						
Interest Payments	2,215.00	Conservation and Recreation						
Other Debt Administration		Other Expenditures						
DEFERRED CHARGES	398.84							
SCHOOL, COUNTY, SPECIAL DISTRICT TAXES	648,307.22							
RESERVE FOR UNCOLLECTED TAXES	45,098.47							
TOTAL EXPENDITURES	951,807.22							

0233
Population 1960 7,376
Population 1968 10,640

Moody Rating
Land Area 25.70 Sq. Miles

Net Valuation Taxable 129,241,170
State Equalized Value 146,432,324
Net Valuation on Which County Taxes
are apportioned: 171,000,815
State Equalization Ratio .8826

MAHWAH TWP
TAX RATE:
General Rate Per \$100. 2.66
Effective Tax Rate
General Rate 2.34
Municipal Functions .86

PER CAPITA:
Gross Debt 512.35
Net Debt 14.23
Debt Service .89
Total Tax Levy 325.90
Municipal Functions 119.50

PER CENT:
Gross Debt 3.91
Net Debt .10
Tax Levy Collected 91.36
Tax Levy Cancelled, Abated
or Adjusted 3.38

1968 EXPENDITURES	1968 REVENUES	1968 PROPERTY TAX
GENERAL GOVERNMENT	1968 Property Taxes Collected 3,168,270.52	Local District School Taxes 2,288,250.38
Governing Body & Public Boards	1968 Payments in Lieu of Taxes	Regional & Consolidated School Taxes
Municipal Clerk	Delinquent Tax & Lien Collections 78,868.01	School Taxes in Municipal Budget
Financial Administration 14,215.00	Business Personality Replacement Taxes 249,497.00	County Taxes 603,896.98
Assessment of Taxes 17,100.00	Taxes from Public Utilities 209,267.15	County Library Taxes
Collection of Taxes 20,680.00	Other Miscellaneous Tax Revenues	Local Municipal Purpose Taxes 484,937.30
Planning, Housing & Development 16,900.00	State Aid Revenues 12,737.63	Veteran & Senior Citizen Taxes 49,750.00
Elections	Federal Aid Revenues	Total Taxes for Rate Computation 3,426,834.66
General Administration (other) 103,425.00	Sale of Acquired Property	Special District Taxes
JUDICIARY	Other Miscellaneous Revenues 80,649.62	Bank Stock Taxes 875.84
Municipal Courts 7,400.00	Total 1968 Revenues 3,799,289.93	Added and Omitted Taxes 89,644.74
PUBLIC SAFETY	Prior Years Surplus Appropriated 217,000.00	Total Taxes Levied 3,467,605.24
Fire Protection 51,600.00	TOTAL REVENUES 4,016,289.93	1968 TAXES COLLECTED 3,168,270.52
Police Protection 250,000.00		1968 Taxes Cancelled, Abated or Adjusted 117,458.71
Civil Defense & Disaster Control 5,000.00		Transfer To Tax Title Liens 22.02
Environmental Inspection & Control 9,400.00		Balance Outstanding Dec. 31, 1968 194,184.45
Other Public Safety		
PUBLIC WORKS	1968 REAL PROPERTY VALUATIONS - ASSESSED	
Streets and Drainage 226,607.00	Code Class %	
Sewers and Sewage Processing	1 Vacant Land 11.40 14,603,700.00	PRIOR YEARS TAXES OUTSTANDING
Garbage and Trash Disposal	2 Residential 48.27 61,810,450.00	Balance January 1, 1968 82,034.47
Public Buildings and Grounds 26,125.00	3 Farm 3.10 3,977,934.00	Collected in 1968 78,868.01
Other Public Works	4a Commercial 7.79 9,973,185.00	Cancelled, Abated or Adjusted (1968) 45.91
HEALTH and WELFARE	4b Industrial 26.89 34,437,940.00	Transfers to Tax Title Liens
Health Services Except Environmental 27,600.00	4c Apartments 2.54 3,259,100.00	Balance December 31, 1968 3,120.55
Welfare-Public Assistance 8,300.00	Total Valuation .99.99 128,062,309.00	
Hospitals, Clinics, First Aid		TAX TITLE LIENS OUTSTANDING
Animal, Insect, & Rodent Control 1,000.00		Balance January 1, 1968 111.17
Other Welfare Services		Transfers From Taxes 22.02
RECREATION and CONSERVATION		Redeemed in 1968
Beaches and Boardwalks	ISSUED AND UNISSUED	Cancelled, Abated or Adjusted (1968)
Parks, Playgrounds, Shade Trees 19,650.00	School 3,990,000.00	Balance December 31, 1968 133.19
Land Reclamation & Conservation	Self-liquidating 1,310,000.00	PROPERTY ACQUIRED BY DEED OR FORECLOSURE
Other Recreational Services 1,000.00	Other 151,500.00	Balance January 1, 1968
EDUCATION (excluding schools)	Total 5,451,500.00	Transfers From Liens
Libraries 39,000.00		Sale for Cash (1968)
Other Educational Services		Cancelled, Abated or Adjusted (1968)
STATUTORY EXPENDITURES	EQUALIZED VALUATION BASIS 139,271,133.33	Balance December 31, 1968
Pensions & F. I. C. A. 37,790.00	1968 CAPITAL OUTLAY	CURRENT FINANCES DECEMBER 31, 1968
Employee Fringe Benefits	Beaches and Boardwalks 14,557.81	ASSETS
Other Statutory Expenditures	Parks and Playgrounds 62,043.30	Cash on Hand Dec. 31, 1968 398,559.80
	Public Buildings and Grounds 126.86	Taxes Receivable 197,305.00
TOTAL MUNICIPAL FUNCTIONS 882,792.00	Vehicular Equipment 20,127.63	Tax Title Liens 133.19
CAPITAL IMPROVEMENTS 153,500.00	Streets, Roads, Sidewalks, Storm Sewers	Foreclosed Property
DEBT SERVICE	Sewer System 28,075.43	Emergencies & Other Deferred Charges 28,800.00
Principal Payments 6,000.00	Water System	State Aid Receivable
Interest Payments 3,500.00	Other Utilities	Other Receivables 10,000.00
Other Debt Administration	Hospitals and Clinics	Total 634,797.99
DEFERRED CHARGES 26,278.96	Garbage and Trash Disposal Facilities	LIABILITIES
SCHOOL, COUNTY, SPECIAL DISTRICT TAXES 2,892,147.36	Health Equipment	Cash Liabilities 322,098.62
RESERVE FOR UNCOLLECTED TAXES 199,491.81	Library and Education Facilities	Reserves For Receivables 207,438.19
	Conservation and Recreation	Surplus on Hand Dec. 31, 1968 105,261.18
TOTAL EXPENDITURES 4,163,710.13	Other Expenditures 28,178.81	Total 634,797.99

1326		MANALAPAN TWP			PER CAPITA:		PER CENT:		
Population 1960	3,990	Net Valuation Taxable	53,220,689	TAX RATE:	Gross Debt	487.88	Gross Debt	9.75	
Population 1968	11,350	State Equalized Value	74,257,972	General Rate Per \$100.	Net Debt	28.13	Net Debt	.56	
		Net Valuation on Which County Taxes		Effective Tax Rate	Debt Service	.70	Tax Levy Collected	94.17	
Moody Rating		are apportioned:	68,012,026	General Rate	Total Tax Levy	204.75	Tax Levy Cancelled, Abated		
Land Area	32.10 Sq. Miles	State Equalization Ratio	.7167	Municipal Functions	Municipal Functions	71.68	or Adjusted	.09	
1968 EXPENDITURES		1968 REVENUES			1968 PROPERTY TAX				
GENERAL GOVERNMENT									
Governing Body & Public Boards	17,500.00	1968 Property Taxes Collected			2,188,515.31	Local District School Taxes			1,123,728.73
Municipal Clerk	21,800.00	1968 Payments in Lieu of Taxes				Regional & Consolidated School Taxes			504,808.45
Financial Administration	18,950.00	Delinquent Tax & Lien Collections			154,582.65	School Taxes in Municipal Budget			
Assessment of Taxes	56,300.00	Business Personalty Replacement Taxes			20,522.00	County Taxes			398,359.94
Collection of Taxes	7,400.00	Taxes from Public Utilities			229,383.22	County Library Taxes			14,365.67
Planning, Housing & Development	15,150.00	Other Miscellaneous Tax Revenues				Local Municipal Purpose Taxes			2,748.58
Elections	2,000.00	State Aid Revenues			3,599.00	Veteran & Senior Citizen Taxes			42,150.00
General Administration (other)	74,800.00	Federal Aid Revenues				Total Taxes for Rate Computation			2,086,161.37
JUDICIARY		Sale of Acquired Property				Special District Taxes			
Municipal Courts	11,100.00	Other Miscellaneous Revenues			87,181.57	Bank Stock Taxes			411.32
PUBLIC SAFETY		Total 1968 Revenues			2,683,783.75	Added and Omitted Taxes			279,528.92
Fire Protection	52,000.00	Prior Years Surplus Appropriated			369,000.00	Total Taxes Levied			2,323,951.61
Police Protection	22,250.00	TOTAL REVENUES			3,052,783.75	1968 TAXES COLLECTED			2,188,515.31
Civil Defense & Disaster Control	600.00					1968 Taxes Cancelled, Abated or Adjusted			2,137.32
Environmental Inspection & Control	7,550.00	1968 REAL PROPERTY VALUATIONS - ASSESSED				Transfer To Tax Title Liens			12,635.83
Other Public Safety						Balance Outstanding Dec. 31, 1968			115,361.57
PUBLIC WORKS						PRIOR YEARS TAXES OUTSTANDING			
Streets and Drainage	103,200.00					Balance January 1, 1968			189,314.66
Sewers and Sewage Processing						Collected in 1968			145,576.61
Garbage and Trash Disposal	2,000.00					Cancelled, Abated or Adjusted (1968)			29,017.25
Public Buildings and Grounds	19,400.00					Transfers to Tax Title Liens			2,123.44
Other Public Works	1,000.00					Balance December 31, 1968			12,597.36
HEALTH and WELFARE						TAX TITLE LIENS OUTSTANDING			
Health Services Except Environmental	13,000.00					Balance January 1, 1968			38,156.40
Welfare-Public Assistance	8,800.00					Transfers From Taxes			15,116.49
Hospitals, Clinics, First Aid	10,000.00					Redeemed in 1968			9,006.04
Animal, Insect, & Rodent Control	900.00					Cancelled, Abated or Adjusted (1968)			1,656.11
Other Welfare Services						Balance December 31, 1968			42,610.74
RECREATION and CONSERVATION						PROPERTY ACQUIRED BY DEED OR FORECLOSURE			
Beaches and Boardwalks						Balance January 1, 1968			1,000.00
Parks, Playgrounds, Shade Trees						Transfers From Liens			
Land Reclamation & Conservation						Sale for Cash (1968)			
Other Recreational Services	5,850.00					Cancelled, Abated or Adjusted (1968)			1,000.00
EDUCATION (excluding schools)						Balance December 31, 1968			1,000.00
Libraries						CURRENT FINANCES DECEMBER 31, 1968			
Other Educational Services	25,100.00					ASSETS			
STATUTORY EXPENDITURES						Cash on Hand Dec. 31, 1968			838,295.65
Pensions & F. I. C. A.	14,600.00					Taxes Receivable			127,958.93
Employee Fringe Benefits	6,000.00					Tax Title Liens			42,610.74
Other Statutory Expenditures						Foreclosed Property			1,000.00
TOTAL MUNICIPAL FUNCTIONS	517,250.00					Emergencies & Other Deferred Charges			49,500.00
CAPITAL IMPROVEMENTS	70,000.00					State Aid Receivable			3,599.00
DEBT SERVICE						Other Receivables			5,106.42
Principal Payments	8,000.00					Total			1,068,070.74
Interest Payments						LIABILITIES			
Other Debt Administration						Cash Liabilities			212,365.31
DEFERRED CHARGES	16,014.91					Reserves For Receivables			176,676.09
SCHOOL, COUNTY, SPECIAL DISTRICT TAXES	2,041,262.79					Surplus on Hand Dec. 31, 1968			679,029.34
RESERVE FOR UNCOLLECTED TAXES	202,315.99					Total			1,068,070.74
TOTAL EXPENDITURES	2,854,843.69								

1327				MANASQUAN BORO		PER CAPITA:	PER CENT:
Population 1960	4,022	Net Valuation Taxable	39,042,726	TAX RATE:		Gross Debt	175.67
Population 1968	4,440	State Equalized Value	48,925,721	General Rate Per \$100.	3.14	Net Debt	15.08
		Net Valuation on Which County Taxes		Effective Tax Rate		Debt Service	1.19
Moody Rating		are apportioned:	49,440,703	General Rate	2.50	Total Tax Levy	270.22
Land Area	1.70 Sq. Miles	State Equalization Ratio	.7980	Municipal Functions	1.54	Municipal Functions	170.68
							or Adjusted .02
1968 EXPENDITURES		1968 REVENUES		1968 PROPERTY TAX			
GENERAL GOVERNMENT		1968 Property Taxes Collected		1,176,742.05	Local District School Taxes		540,536.00
Governing Body & Public Boards		1968 Payments in Lieu of Taxes			Regional & Consolidated School Taxes		
Municipal Clerk		Delinquent Tax & Lien Collections		21,789.94	School Taxes in Municipal Budget		
Financial Administration	5,225.00	Business Personalty Replacement Taxes		20,842.00	County Taxes		290,786.54
Assessment of Taxes	27,050.00	Taxes from Public Utilities		63,267.28	County Library Taxes		10,477.34
Collection of Taxes	11,364.97	Other Miscellaneous Tax Revenues			Local Municipal Purpose Taxes		341,154.02
Planning, Housing & Development	118.55	State Aid Revenues		4,349.48	Veteran & Senior Citizen Taxes		39,560.00
Elections	450.00	Federal Aid Revenues			Total Taxes for Rate Computation		1,222,513.90
General Administration (other)	33,473.75	Sale of Acquired Property			Special District Taxes		
JUDICIARY		Other Miscellaneous Revenues		254,623.90	Bank Stock Taxes		3,898.32
Municipal Courts	6,131.18	Total 1968 Revenues		1,541,614.65	Added and Omitted Taxes		12,937.55
PUBLIC SAFETY		Prior Years Surplus Appropriated		60,000.00	Total Taxes Levied		1,199,789.77
Fire Protection	21,500.00	TOTAL REVENUES		1,601,614.65	1968 TAXES COLLECTED		1,176,742.05
Police Protection	121,850.00	1968 REAL PROPERTY VALUATIONS - ASSESSED			1968 Taxes Cancelled, Abated or Adjusted		323.56
Civil Defense & Disaster Control	500.00				Transfer To Tax Title Liens		507.06
Environmental Inspection & Control	2,625.00				Balance Outstanding Dec. 31, 1968		21,940.52
Other Public Safety							
PUBLIC WORKS							
Streets and Drainage	111,635.00						
Sewers and Sewage Processing							
Garbage and Trash Disposal	54,913.16						
Public Buildings and Grounds	13,900.00						
Other Public Works	1,500.00						
HEALTH and WELFARE							
Health Services Except Environmental	3,450.00						
Welfare-Public Assistance	1,320.00						
Hospitals, Clinics, First Aid							
Animal, Insect, & Rodent Control							
Other Welfare Services							
RECREATION and CONSERVATION							
Beaches and Boardwalks	207,121.77						
Parks, Playgrounds, Shade Trees	16,116.00						
Land Reclamation & Conservation							
Other Recreational Services							
EDUCATION (excluding schools)							
Libraries	14,000.00						
Other Educational Services	1,250.00						
STATUTORY EXPENDITURES							
Pensions & F. I. C. A.	21,610.32						
Employee Fringe Benefits	11,364.22						
Other Statutory Expenditures							
TOTAL MUNICIPAL FUNCTIONS	688,468.92						
CAPITAL IMPROVEMENTS	16,000.00						
DEBT SERVICE							
Principal Payments	5,000.00						
Interest Payments	315.00						
Other Debt Administration							
DEFERRED CHARGES	10,226.46						
SCHOOL, COUNTY, SPECIAL DISTRICT TAXES	841,799.88						
RESERVE FOR UNCOLLECTED TAXES	37,835.03						
TOTAL EXPENDITURES	1,599,645.29						

1518		MANCHESTER TWP			PER CAPITA:		PER CENT:	
Population 1960	3,779	Net Valuation Taxable	18,733,972	TAX RATE:	Gross Debt	110.69	Gross Debt	3.81
Population 1968	7,580	State Equalized Value	29,207,938	General Rate Per \$100.	Net Debt	60.30	Net Debt	2.07
		Net Valuation on Which County Taxes		Effective Tax Rate	Debt Service	.83	Tax Levy Collected	94.41
Moody Rating		are apportioned:	23,460,011	General Rate	Total Tax Levy	76.02	Tax Levy Cancelled, Abated	
Land Area	82.30 Sq. Miles	State Equalization Ratio	.6414	Municipal Functions	Municipal Functions	54.33	or Adjusted	
1968 EXPENDITURES		1968 REVENUES			1968 PROPERTY TAX			
GENERAL GOVERNMENT								
Governing Body & Public Boards		1968 Property Taxes Collected			544,116.53			
Municipal Clerk		1968 Payments in Lieu of Taxes			Local District School Taxes			
Financial Administration	9,578.17	Delinquent Tax & Lien Collections			319,000.00			
Assessment of Taxes	7,977.75	Business Personalty Replacement Taxes			Regional & Consolidated School Taxes			
Collection of Taxes	28,226.90	Taxes from Public Utilities			School Taxes in Municipal Budget			
Planning, Housing & Development	10,181.77	Other Miscellaneous Tax Revenues			County Taxes			
Elections		State Aid Revenues			County Library Taxes			
General Administration (other)	38,316.74	Federal Aid Revenues			Local Municipal Purpose Taxes			
JUDICIARY		Sale of Acquired Property			Veteran & Senior Citizen Taxes			
Municipal Courts	12,726.41	Other Miscellaneous Revenues			Total Taxes for Rate Computation			
PUBLIC SAFETY		Total 1968 Revenues			Special District Taxes			
Fire Protection	12,000.00	Prior Years Surplus Appropriated			Bank Stock Taxes			
Police Protection	71,509.18	TOTAL REVENUES			Added and Omitted Taxes			
Civil Defense & Disaster Control					Total Taxes Levied			
Environmental Inspection & Control					1968 TAXES COLLECTED			
Other Public Safety	3,923.16				1968 Taxes Cancelled, Abated or Adjusted			
PUBLIC WORKS		1968 REAL PROPERTY VALUATIONS - ASSESSED			Transfer To Tax Title Liens			
Streets and Drainage	53,581.29				Balance Outstanding Dec. 31, 1968			
Sewers and Sewage Processing								
Garbage and Trash Disposal	5,641.31							
Public Buildings and Grounds	7,742.80							
Other Public Works								
HEALTH and WELFARE								
Health Services Except Environmental	2,323.65							
Welfare-Public Assistance	6,869.23							
Hospitals, Clinics, First Aid								
Animal, Insect, & Rodent Control	3,116.48							
Other Welfare Services								
RECREATION and CONSERVATION								
Beaches and Boardwalks								
Parks, Playgrounds, Shade Trees	3,621.44							
Land Reclamation & Conservation								
Other Recreational Services	2,398.62							
EDUCATION (excluding schools)								
Libraries								
Other Educational Services								
STATUTORY EXPENDITURES								
Pensions & F. I. C. A.	10,813.36							
Employee Fringe Benefits	6,385.99							
Other Statutory Expenditures								
TOTAL MUNICIPAL FUNCTIONS	296,934.25							
CAPITAL IMPROVEMENTS	40,000.00							
DEBT SERVICE								
Principal Payments								
Interest Payments	6,362.63							
Other Debt Administration								
DEFERRED CHARGES	16,801.73							
SCHOOL, COUNTY, SPECIAL DISTRICT TAXES	444,581.62							
RESERVE FOR UNCOLLECTED TAXES	51,753.27							
TOTAL EXPENDITURES	856,433.50							

1705		MANNINGTON TWP		PER CAPITA:		PER CENT:		
Population 1960	2,624	Net Valuation Taxable	3,819,120	TAX RATE:	Gross Debt	43.23	Gross Debt	.78
Population 1968	2,290	State Equalized Value	11,305,861	General Rate Per \$100.	Net Debt		Net Debt	
		Net Valuation on Which County Taxes		Effective Tax Rate	Debt Service		Tax Levy Collected	92.84
Moody Rating		are apportioned:	14,567,492	General Rate	Total Tax Levy	148.27	Tax Levy Cancelled, Abated	
Land Area	40.22 Sq. Miles	State Equalization Ratio	.3378	Municipal Functions	Municipal Functions	96.33	or Adjusted	
1968 EXPENDITURES		1968 REVENUES		1968 PROPERTY TAX				
GENERAL GOVERNMENT		1968 Property Taxes Collected		315,244.21		Local District School Taxes		220,506.00
Governing Body & Public Boards		1968 Payments in Lieu of Taxes				Regional & Consolidated School Taxes		
Municipal Clerk		Delinquent Tax & Lien Collections		18,782.42		School Taxes in Municipal Budget		
Financial Administration		2,900.00	Business Personalty Replacement Taxes	67,635.00		County Taxes		105,583.33
Assessment of Taxes		4,000.00	Taxes from Public Utilities	45,785.05		County Library Taxes		
Collection of Taxes		4,400.00	Other Miscellaneous Tax Revenues			Local Municipal Purpose Taxes		7,769.57
Planning, Housing & Development		3,700.00	State Aid Revenues	21,562.20		Veteran & Senior Citizen Taxes		7,920.00
Elections			Federal Aid Revenues			Total Taxes for Rate Computation		341,778.90
General Administration (other)		11,700.00	Sale of Acquired Property			Special District Taxes		
JUDICIARY			Other Miscellaneous Revenues	10,121.52		Bank Stock Taxes		230.43
Municipal Courts		2,400.00	Total 1968 Revenues	479,130.40		Added and Omitted Taxes		5,452.77
PUBLIC SAFETY			Prior Years Surplus Appropriated	168,573.00		Total Taxes Levied		339,542.10
Fire Protection		6,000.00	TOTAL REVENUES	547,703.40		1968 TAXES COLLECTED		315,244.21
Police Protection		2,750.00	1968 REAL PROPERTY VALUATIONS - ASSESSED		1968 Taxes Cancelled, Abated or Adjusted			
Civil Defense & Disaster Control		1,300.00	Code	Class	%	Transfer To Tax Title Liens		1,069.20
Environmental Inspection & Control		2,400.00	1	Vacant Land	2.15	Balance Outstanding Dec. 31, 1968		23,228.69
Other Public Safety			2	Residential	34.92	PRIOR YEARS TAXES OUTSTANDING		
PUBLIC WORKS			3	Farm	42.78	Balance January 1, 1968		18,170.68
Streets and Drainage		62,300.00	4a	Commercial	9.47	Collected in 1968		16,877.84
Sewers and Sewage Processing			4b	Industrial	10.68	Cancelled, Abated or Adjusted (1968)		
Garbage and Trash Disposal		6,100.00	4c	Apartments		Transfers to Tax Title Liens		
Public Buildings and Grounds		1,750.00	Total Valuation 100.00		3,725,360.00	Balance December 31, 1968		1,292.84
Other Public Works			CAPITAL DEBT AUTHORIZED, DECEMBER 31, 1968			TAX TITLE LIENS OUTSTANDING		
HEALTH and WELFARE			ISSUED AND UNISSUED		GROSS DEBT	NET DEBT		
Health Services Except Environmental		2,100.00	School		99,000.00	Balance January 1, 1968		7,126.24
Welfare-Public Assistance		3,350.00	Self-liquidating			Transfers From Taxes		1,069.20
Hospitals, Clinics, First Aid		1,000.00	Other			Redeemed in 1968		1,904.58
Animal, Insect, & Rodent Control			Total		99,000.00	Cancelled, Abated or Adjusted (1968)		
Other Welfare Services			ISSUED AND OUTSTANDING			Balance December 31, 1968		6,290.86
RECREATION and CONSERVATION			School		99,000.00	PROPERTY ACQUIRED BY DEED OR FORECLOSURE		
Beaches and Boardwalks			Self-liquidating			Balance January 1, 1968		9,170.00
Parks, Playgrounds, Shade Trees			Other			Transfers From Liens		
Land Reclamation & Conservation			Total		99,000.00	Sale for Cash (1968)		
Other Recreational Services			EQUALIZED VALUATION BASIS		12,649,706.33	Cancelled, Abated or Adjusted (1968)		
EDUCATION (excluding schools)			1968 CAPITAL OUTLAY			Balance December 31, 1968		9,170.00
Libraries			Beaches and Boardwalks			CURRENT FINANCES DECEMBER 31, 1968		
Other Educational Services		55,000.00	Parks and Playgrounds			ASSETS		
STATUTORY EXPENDITURES			Public Buildings and Grounds			Cash on Hand Dec. 31, 1968		175,751.43
Pensions & F. I. C. A.		1,000.00	Vehicular Equipment			Taxes Receivable		24,521.53
Employee Fringe Benefits			Streets, Roads, Sidewalks, Storm Sewers			Tax Title Liens		6,290.86
Other Statutory Expenditures			Sewer System			Foreclosed Property		9,170.00
TOTAL MUNICIPAL FUNCTIONS		174,150.00	Water System			Emergencies & Other Deferred Charges		
CAPITAL IMPROVEMENTS		5,000.00	Other Utilities			State Aid Receivable		26,834.00
DEBT SERVICE			Hospitals and Clinics			Other Receivables		
Principal Payments			Garbage and Trash Disposal Facilities			Total		242,567.82
Interest Payments			Health Equipment			LIABILITIES		
Other Debt Administration			Library and Education Facilities			Cash Liabilities		37,771.37
DEFERRED CHARGES			Conservation and Recreation			Reserves For Receivables		39,982.39
SCHOOL, COUNTY, SPECIAL DISTRICT TAXES		326,089.33	Other Expenditures			Surplus on Hand Dec. 31, 1968		164,814.06
RESERVE FOR UNCOLLECTED TAXES		41,451.00				Total		242,567.82
TOTAL EXPENDITURES		546,690.33						

0318		MANSFIELD TWP				PER CAPITA:		PER CENT:	
Population 1960	2,084	Net Valuation Taxable	16,401,550	TAX RATE:		Gross Debt	178.92	Gross Debt	2.53
Population 1968	2,560	State Equalized Value	20,216,381	General Rate Per \$100.		Net Debt		Net Debt	
		Net Valuation on Which County Taxes		Effective Tax Rate		Debt Service		Tax Levy Collected	90.42
Moody Rating		are apportioned:	16,658,256	General Rate		Total Tax Levy	156.14	Tax Levy Cancelled, Abated	
Land Area	22.71 Sq. Miles	State Equalization Ratio	.8113	Municipal Functions		Municipal Functions	80.90	or Adjusted	.40
1968 EXPENDITURES		1968 REVENUES				1968 PROPERTY TAX			
GENERAL GOVERNMENT		1968 Property Taxes Collected				361,459.34			
Governing Body & Public Boards		1968 Payments in Lieu of Taxes				26,942.31			
Municipal Clerk		Delinquent Tax & Lien Collections				12,398.00			
Financial Administration		Business Personalty Replacement Taxes				71,275.24			
Assessment of Taxes		Taxes from Public Utilities				11,486.02			
Collection of Taxes		Other Miscellaneous Tax Revenues							
Planning, Housing & Development		State Aid Revenues							
Elections		Federal Aid Revenues							
General Administration (other)		Sale of Acquired Property							
JUDICIARY		Other Miscellaneous Revenues				52,338.02			
Municipal Courts		Total 1968 Revenues				535,898.93			
PUBLIC SAFETY		Prior Years Surplus Appropriated				68,645.00			
Fire Protection		TOTAL REVENUES				604,543.93			
Police Protection									
Civil Defense & Disaster Control									
Environmental Inspection & Control									
Other Public Safety									
PUBLIC WORKS		1968 REAL PROPERTY VALUATIONS - ASSESSED							
Streets and Drainage		Code Class %							
Sewers and Sewage Processing		1 Vacant Land 5.97				959,400.00			
Garbage and Trash Disposal		2 Residential 48.88				7,852,600.00			
Public Buildings and Grounds		3 Farm 32.78				5,265,550.00			
Other Public Works		4a Commercial 11.36				1,824,750.00			
HEALTH and WELFARE		4b Industrial .80				129,100.00			
Health Services Except Environmental		4c Apartments .20				32,400.00			
Welfare-Public Assistance		Total Valuation 99.99				16,063,800.00			
Hospitals, Clinics, First Aid									
Animal, Insect, & Rodent Control									
Other Welfare Services									
RECREATION and CONSERVATION		CAPITAL DEBT AUTHORIZED, DECEMBER 31, 1968							
Beaches and Boardwalks		ISSUED AND UNISSUED				GROSS DEBT			
Parks, Playgrounds, Shade Trees		School				458,051.70			
Land Reclamation & Conservation		Self-liquidating							
Other Recreational Services		Other							
EDUCATION (excluding schools)		Total				458,051.70			
Libraries									
Other Educational Services									
STATUTORY EXPENDITURES		ISSUED AND OUTSTANDING				458,051.70			
Pensions & F. I. C. A.		School							
Employee Fringe Benefits		Self-liquidating							
Other Statutory Expenditures		Other							
TOTAL MUNICIPAL FUNCTIONS		Total				458,051.70			
CAPITAL IMPROVEMENTS		EQUALIZED VALUATION BASIS				18,099,102.00			
DEBT SERVICE		1968 CAPITAL OUTLAY							
Principal Payments		Beaches and Boardwalks							
Interest Payments		Parks and Playgrounds							
Other Debt Administration		Public Buildings and Grounds							
DEFERRED CHARGES		Vehicular Equipment							
SCHOOL, COUNTY, SPECIAL DISTRICT TAXES		Streets, Roads, Sidewalks, Storm Sewers							
RESERVE FOR UNCOLLECTED TAXES		Sewer System							
TOTAL EXPENDITURES		Water System							
		Other Utilities							
		Hospitals and Clinics							
		Garbage and Trash Disposal Facilities							
		Health Equipment							
		Library and Education Facilities							
		Conservation and Recreation							
		Other Expenditures							

2116		MANSFIELD TWP				PER CAPITA:		PER CENT:	
Population 1960	2,130	Net Valuation Taxable	16,361,903	TAX RATE:		Gross Debt	426.60	Gross Debt	7.30
Population 1968	3,210	State Equalized Value	19,060,930	General Rate Per \$100.		Net Debt	11.67	Net Debt	.19
		Net Valuation on Which County Taxes		Effective Tax Rate		Debt Service		Tax Levy Collected	94.03
Moody Rating		are apportioned:	20,552,369	General Rate		Total Tax Levy	213.61	Tax Levy Cancelled, Abated	
Land Area	30.10 Sq. Miles	State Equalization Ratio	.8584	Municipal Functions		Municipal Functions	65.84	or Adjusted	.14
1968 EXPENDITURES		1968 REVENUES				1968 PROPERTY TAX			
GENERAL GOVERNMENT									
Governing Body & Public Boards		1968 Property Taxes Collected				644,801.03			
Municipal Clerk		1968 Payments in Lieu of Taxes				50,440.36			
Financial Administration		Delinquent Tax & Lien Collections				26,426.00			
Assessment of Taxes		Business Personalty Replacement Taxes				66,209.05			
Collection of Taxes		Taxes from Public Utilities				13,023.00			
Planning, Housing & Development		Other Miscellaneous Tax Revenues				13,077.24			
Elections		State Aid Revenues				11,974.35			
General Administration (other)		Federal Aid Revenues				825,951.03			
JUDICIARY		Sale of Acquired Property				50,000.00			
Municipal Courts		Other Miscellaneous Revenues				875,951.03			
PUBLIC SAFETY		Total 1968 Revenues							
Fire Protection		Prior Years Surplus Appropriated							
Police Protection		TOTAL REVENUES							
Civil Defense & Disaster Control									
Environmental Inspection & Control									
Other Public Safety									
PUBLIC WORKS		1968 REAL PROPERTY VALUATIONS - ASSESSED							
Streets and Drainage		Code Class %							
Sewers and Sewage Processing		1 Vacant Land 5.48				878,500.00			
Garbage and Trash Disposal		2 Residential 75.54				12,114,075.00			
Public Buildings and Grounds		3 Farm 15.09				2,420,400.00			
Other Public Works		4a Commercial 2.42				388,050.00			
HEALTH and WELFARE		4b Industrial 1.46				234,750.00			
Health Services Except Environmental		4c Apartments				16,035,775.00			
Welfare-Public Assistance		Total Valuation 99.99							
Hospitals, Clinics, First Aid									
Animal, Insect, & Rodent Control									
Other Welfare Services									
RECREATION and CONSERVATION		CAPITAL DEBT AUTHORIZED, DECEMBER 31, 1968							
Beaches and Boardwalks		ISSUED AND UNISSUED							
Parks, Playgrounds, Shade Trees		School				GROSS DEBT 1,367,145.82			
Land Reclamation & Conservation		Self-liquidating				NET DEBT 35,237.49			
Other Recreational Services		Other							
EDUCATION (excluding schools)		Total				2,250.00			
Libraries						37,487.49			
Other Educational Services									
STATUTORY EXPENDITURES		ISSUED AND OUTSTANDING							
Pensions & F. I. C. A.		School				1,367,145.82			
Employee Fringe Benefits		Self-liquidating							
Other Statutory Expenditures		Other							
TOTAL MUNICIPAL FUNCTIONS		Total				1,367,145.82			
CAPITAL IMPROVEMENTS		EQUALIZED VALUATION BASIS				18,750,500.67			
DEBT SERVICE		1968 CAPITAL OUTLAY				5,000.00			
Principal Payments		Beaches and Boardwalks							
Interest Payments		Parks and Playgrounds							
Other Debt Administration		Public Buildings and Grounds							
DEFERRED CHARGES		Vehicular Equipment							
SCHOOL, COUNTY, SPECIAL DISTRICT TAXES		Streets, Roads, Sidewalks, Storm Sewers				5,000.00			
RESERVE FOR UNCOLLECTED TAXES		Sewer System							
TOTAL EXPENDITURES		Water System							
		Other Utilities							
		Hospitals and Clinics							
		Garbage and Trash Disposal Facilities							
		Health Equipment							
		Library and Education Facilities							
		Conservation and Recreation							
		Other Expenditures							

1519		MANTOLOKING BORO				PER CAPITA.		PER CENT:	
Population 1960	160	Net Valuation Taxable	18,993,368	TAX RATE:		Gross Debt		Gross Debt	
Population 1968	190	State Equalized Value	24,994,562	General Rate Per \$100.	1.43	Net Debt		Net Debt	
		Net Valuation on Which County Taxes are apportioned:	23,796,210	Effective Tax Rate		Debt Service		Tax Levy Collected	99.22
Moody Rating				General Rate	1.08	Total Tax Levy	1,428.66	Tax Levy Cancelled, Abated	
Land Area	.44 Sq. Miles	State Equalization Ratio	.7599	Municipal Functions	.56	Municipal Functions	747.36	or Adjusted	.08
1968 EXPENDITURES		1968 REVENUES				1968 PROPERTY TAX			
GENERAL GOVERNMENT									
Governing Body & Public Boards	1,000.00	1968 Property Taxes Collected		269,328.61		Local District School Taxes		43,100.00	
Municipal Clerk	2,600.00	1968 Payments in Lieu of Taxes				Regional & Consolidated School Taxes			
Financial Administration	2,600.00	Delinquent Tax & Lien Collections		1,671.48		School Taxes in Municipal Budget			
Assessment of Taxes	1,600.00	Business Personalty Replacement Taxes		864.00		County Taxes		122,094.94	
Collection of Taxes	3,850.00	Taxes from Public Utilities		24,077.68		County Library Taxes		4,990.87	
Planning, Housing & Development		Other Miscellaneous Tax Revenues				Local Municipal Purpose Taxes		98,000.00	
Elections		State Aid Revenues		380.00		Veteran & Senior Citizen Taxes		1,610.00	
General Administration (other)	11,056.25	Federal Aid Revenues				Total Taxes for Rate Computation		269,795.81	
JUDICIARY		Sale of Acquired Property				Special District Taxes			
Municipal Courts	2,550.00	Other Miscellaneous Revenues		7,835.14		Bank Stock Taxes			
PUBLIC SAFETY		Total 1968 Revenues		304,156.91		Added and Omitted Taxes		3,259.93	
Fire Protection	7,200.00	Prior Years Surplus Appropriated		16,000.00		Total Taxes Levied		271,445.74	
Police Protection	53,250.00	TOTAL REVENUES		320,156.91		1968 TAXES COLLECTED		269,328.61	
Civil Defense & Disaster Control						1968 Taxes Cancelled, Abated or Adjusted		229.40	
Environmental Inspection & Control		1968 REAL PROPERTY VALUATIONS - ASSESSED				Transfer To Tax Title Liens			
Other Public Safety						Balance Outstanding Dec. 31, 1968		3,698.33	
PUBLIC WORKS		Code	Class	%					
Streets and Drainage	15,825.00	1	Vacant Land	6.60	1,248,500.00				
Sewers and Sewage Processing		2	Residential	92.28	17,447,250.00	PRIOR YEARS TAXES OUTSTANDING			
Garbage and Trash Disposal	14,000.00	3	Farm			Balance January 1, 1968			
Public Buildings and Grounds	7,000.00	4a	Commercial	1.11	210,500.00	Collected in 1968			
Other Public Works		4b	Industrial			Cancelled, Abated or Adjusted (1968)			
HEALTH and WELFARE		4c	Apartments			Transfers to Tax Title Liens			
Health Services Except Environmental	100.00	Total Valuation 99.99			18,906,250.00	Balance December 31, 1968			
Welfare-Public Assistance		CAPITAL DEBT AUTHORIZED, DECEMBER 31, 1968				TAX TITLE LIENS OUTSTANDING			
Hospitals, Clinics, First Aid	100.00	ISSUED AND UNISSUED		GROSS DEBT	NET DEBT	Balance January 1, 1968			
Animal, Insect, & Rodent Control	700.00	School				Transfers From Taxes			
Other Welfare Services		Self-liquidating				Redeemed in 1968			
RECREATION and CONSERVATION		Other				Cancelled, Abated or Adjusted (1968)			
Beaches and Boardwalks		Total				Balance December 31, 1968			
Parks, Playgrounds, Shade Trees		ISSUED AND OUTSTANDING				PROPERTY ACQUIRED BY DEED OR FORECLOSURE			
Land Reclamation & Conservation		School				Balance January 1, 1968			
Other Recreational Services		Self-liquidating				Transfers From Liens			
EDUCATION (excluding schools)		Other				Sale for Cash (1968)			
Libraries		Total				Cancelled, Abated or Adjusted (1968)			
Other Educational Services		EQUALIZED VALUATION BASIS				Balance December 31, 1968			
STATUTORY EXPENDITURES						CURRENT FINANCES DECEMBER 31, 1968			
Pensions & F. I. C. A.	10,400.00	1968 CAPITAL OUTLAY				ASSETS			
Employee Fringe Benefits	2,000.00	Beaches and Boardwalks				Cash on Hand Dec. 31, 1968			
Other Statutory Expenditures		Parks and Playgrounds				Taxes Receivable			
TOTAL MUNICIPAL FUNCTIONS	135,831.25	Public Buildings and Grounds				Tax Title Liens			
CAPITAL IMPROVEMENTS	4,000.00	Vehicular Equipment				Foreclosed Property			
DEBT SERVICE		Streets, Roads, Sidewalks, Storm Sewers				Emergencies & Other Deferred Charges			
Principal Payments		Sewer System				State Aid Receivable			
Interest Payments		Water System				Other Receivables			
Other Debt Administration		Other Utilities				Total			
DEFERRED CHARGES		Hospitals and Clinics				LIABILITIES			
SCHOOL, COUNTY, SPECIAL DISTRICT TAXES	170,185.81	Garbage and Trash Disposal Facilities				Cash Liabilities			
RESERVE FOR UNCOLLECTED TAXES	2,168.75	Health Equipment				Reserves For Receivables			
		Library and Education Facilities				Surplus on Hand Dec. 31, 1968			
		Conservation and Recreation				Total			
TOTAL EXPENDITURES	312,185.81	Other Expenditures				111,135.61			

0810		MANTUA TWP				PER CAPITA:		PER CENT:			
Population 1960	7,991	Net Valuation Taxable	9,324,050	TAX RATE:		Gross Debt	284.93	Gross Debt	8.25		
Population 1968	9,290	State Equalized Value	35,560,831	General Rate Per \$100.	11.97	Net Debt	4.30	Net Debt	.12		
		Net Valuation on Which County Taxes are apportioned:	33,894,091	Effective Tax Rate		Debt Service		Tax Levy Collected	95.58		
Moody Rating				General Rate	3.13	Total Tax Levy	115.96	Tax Levy Cancelled, Abated			
Land Area	19.29 Sq. Miles	State Equalization Ratio	.2622	Municipal Functions	.94	Municipal Functions	36.15	or Adjusted	.26		
1968 EXPENDITURES		1968 REVENUES				1968 PROPERTY TAX					
GENERAL GOVERNMENT		1968 Property Taxes Collected				1,029,714.81					
Governing Body & Public Boards		1968 Payments in Lieu of Taxes				Local District School Taxes				228,711.75	
Municipal Clerk		Delinquent Tax & Lien Collections				52,061.11				Regional & Consolidated School Taxes	616,753.94
Financial Administration		Business Personalty Replacement Taxes				25,604.00				School Taxes in Municipal Budget	
Assessment of Taxes		Taxes from Public Utilities				117,752.04				County Taxes	187,243.85
Collection of Taxes		Other Miscellaneous Tax Revenues				7,139.00				County Library Taxes	
Planning, Housing & Development		State Aid Revenues								Local Municipal Purpose Taxes	23,199.94
Elections		Federal Aid Revenues								Veteran & Senior Citizen Taxes	60,120.00
General Administration (other)		Sale of Acquired Property								Total Taxes for Rate Computation	1,116,029.48
JUDICIARY		Other Miscellaneous Revenues				47,040.26				Special District Taxes	
Municipal Courts		Total 1968 Revenues				1,279,311.22				Bank Stock Taxes	4,700.06
PUBLIC SAFETY		Prior Years Surplus Appropriated				93,937.07				Added and Omitted Taxes	16,712.39
Fire Protection		TOTAL REVENUES				1,373,248.29				Total Taxes Levied	1,029,714.81
Police Protection		1968 REAL PROPERTY VALUATIONS - ASSESSED								1968 TAXES COLLECTED	1,029,714.81
Civil Defense & Disaster Control		Code Class %								1968 Taxes Cancelled, Abated or Adjusted	2,865.02
Environmental Inspection & Control		1 Vacant Land 3.44				311,375.00				Transfer To Tax Title Liens	796.01
Other Public Safety		2 Residential 79.21				7,160,800.00				Balance Outstanding Dec. 31, 1968	43,946.09
PUBLIC WORKS		3 Farm 7.00				632,625.00				PRIOR YEARS TAXES OUTSTANDING	
Streets and Drainage		4a Commercial 8.12				733,850.00				Balance January 1, 1968	51,914.58
Sewers and Sewage Processing		4b Industrial 1.99				180,200.00				Collected in 1968	50,566.03
Garbage and Trash Disposal		4c Apartments .23				21,000.00				Cancelled, Abated or Adjusted (1968)	32.46
Public Buildings and Grounds		Total Valuation 99.99				9,039,850.00				Transfers to Tax Title Liens	588.38
Other Public Works		CAPITAL DEBT AUTHORIZED, DECEMBER 31, 1968								Balance December 31, 1968	727.71
HEALTH and WELFARE		ISSUED AND UNISSUED				NET DEBT				TAX TITLE LIENS OUTSTANDING	
Health Services Except Environmental		School				2,607,049.46				Balance January 1, 1968	3,827.58
Welfare-Public Assistance		Self-liquidating				40,000.00				Transfers From Taxes	1,460.21
Hospitals, Clinics, First Aid		Other				40,000.00				Redeemed in 1968	1,495.08
Animal, Insect, & Rodent Control		Total				2,647,049.46				Cancelled, Abated or Adjusted (1968)	197.31
Other Welfare Services		ISSUED AND OUTSTANDING								Balance December 31, 1968	3,595.40
RECREATION and CONSERVATION		School				2,607,049.46				PROPERTY ACQUIRED BY DEED OR FORECLOSURE	
Beaches and Boardwalks		Self-liquidating				40,000.00				Balance January 1, 1968	28,157.50
Parks, Playgrounds, Shade Trees		Other				2,647,049.46				Transfers From Liens	
Land Reclamation & Conservation		Total								Sale for Cash (1968)	2,430.00
Other Recreational Services		EQUALIZED VALUATION BASIS				32,066,581.33				Cancelled, Abated or Adjusted (1968)	
EDUCATION (excluding schools)		1968 CAPITAL OUTLAY				46,121.79				Balance December 31, 1968	25,727.50
Libraries		Beaches and Boardwalks								CURRENT FINANCES DECEMBER 31, 1968	
Other Educational Services		Parks and Playgrounds								ASSETS	
STATUTORY EXPENDITURES		Public Buildings and Grounds				46,121.79				Cash on Hand Dec. 31, 1968	373,240.77
Pensions & F. I. C. A.		Vehicular Equipment								Taxes Receivable	44,673.80
Employee Fringe Benefits		Streets, Roads, Sidewalks, Storm Sewers								Tax Title Liens	3,595.40
Other Statutory Expenditures		Sewer System								Foreclosed Property	25,727.50
TOTAL MUNICIPAL FUNCTIONS		Water System								Emergencies & Other Deferred Charges	14,711.94
CAPITAL IMPROVEMENTS		Other Utilities								State Aid Receivable	33,107.28
DEBT SERVICE		Hospitals and Clinics								Other Receivables	25,157.08
Principal Payments		Garbage and Trash Disposal Facilities								Total	520,213.77
Interest Payments		Health Equipment								LIABILITIES	
Other Debt Administration		Library and Education Facilities								Cash Liabilities	303,289.49
DEFERRED CHARGES		Conservation and Recreation								Reserves For Receivables	99,153.78
SCHOOL, COUNTY, SPECIAL DISTRICT TAXES		Other Expenditures								Surplus on Hand Dec. 31, 1968	117,770.50
RESERVE FOR UNCOLLECTED TAXES										Total	520,213.77
TOTAL EXPENDITURES											

1811		MANVILLE BORO				PER CAPITA:		PER CENT:		
Population 1960	10,995	Net Valuation Taxable	30,335,250	TAX RATE:		Gross Debt	395.27	Gross Debt	7.29	
Population 1968	13,870	State Equalized Value	78,324,941	General Rate Per \$100.	6.93	Net Debt	164.17	Net Debt	3.03	
		Net Valuation on Which County Taxes are apportioned:	86,691,482	Effective Tax Rate		Debt Service	4.21	Tax Levy Collected	94.38	
Moody Rating	BAA-1			General Rate	2.68	Total Tax Levy	147.06	Tax Levy Cancelled, Abated		
Land Area	2.50 Sq. Miles	State Equalization Ratio	.3873	Municipal Functions	1.43	Municipal Functions	81.27	or Adjusted	.07	
1968 EXPENDITURES		1968 REVENUES			1968 PROPERTY TAX					
GENERAL GOVERNMENT		1968 Property Taxes Collected			1,925,196.01		Local District School Taxes			1,385,531.25
Governing Body & Public Boards		1968 Payments in Lieu of Taxes					Regional & Consolidated School Taxes			
Municipal Clerk		Delinquent Tax & Lien Collections			112,572.52		School Taxes in Municipal Budget			
Financial Administration		11,000.00	Business Personalty Replacement Taxes			534,624.00	County Taxes			425,622.80
Assessment of Taxes		7,950.00	Taxes from Public Utilities			109,357.76	County Library Taxes			
Collection of Taxes		24,675.00	Other Miscellaneous Tax Revenues				Local Municipal Purpose Taxes			218,701.42
Planning, Housing & Development		10,250.00	State Aid Revenues			13,534.29	Veteran & Senior Citizen Taxes			72,130.00
Elections		1,600.00	Federal Aid Revenues				Total Taxes for Rate Computation			2,101,985.47
General Administration (other)		74,900.00	Sale of Acquired Property				Special District Taxes			
JUDICIARY			Other Miscellaneous Revenues			66,024.40	Bank Stock Taxes			3,018.24
Municipal Courts		4,950.00	Total 1968 Revenues			803,450.56	Added and Omitted Taxes			6,901.85
PUBLIC SAFETY			Prior Years Surplus Appropriated			120,000.00	Total Taxes Levied			2,039,775.56
Fire Protection		28,000.00	TOTAL REVENUES			923,450.56	1968 TAXES COLLECTED			1,925,196.01
Police Protection		191,365.46					1968 Taxes Cancelled, Abated or Adjusted			1,461.92
Civil Defense & Disaster Control		2,500.00					Transfer To Tax Title Liens			1,436.49
Environmental Inspection & Control		4,575.00					Balance Outstanding Dec. 31, 1968			111,681.14
Other Public Safety										
PUBLIC WORKS			1968 REAL PROPERTY VALUATIONS - ASSESSED				PRIOR YEARS TAXES OUTSTANDING			
Streets and Drainage		175,910.06	Code	Class	%	435,100.00	Balance January 1, 1968			140,560.81
Sewers and Sewage Processing		56,500.00	1	Vacant Land	1.44	22,216,600.00	Collected in 1968			112,572.52
Garbage and Trash Disposal		55,650.00	2	Residential	73.78		Cancelled, Abated or Adjusted (1968)			3,804.70
Public Buildings and Grounds		15,700.00	3	Farm		2,424,400.00	Transfers to Tax Title Liens			1,095.59
Other Public Works			4a	Commercial	8.05	4,963,000.00	Balance December 31, 1968			23,088.00
HEALTH and WELFARE			4b	Industrial	16.48	73,800.00	TAX TITLE LIENS OUTSTANDING			
Health Services Except Environmental		13,125.00	4c	Apartments	.25	30,112,900.00	Balance January 1, 1968			
Welfare-Public Assistance		8,825.00	Total Valuation 100.00				Transfers From Taxes			2,645.25
Hospitals, Clinics, First Aid		1,600.00	CAPITAL DEBT AUTHORIZED, DECEMBER 31, 1968				Redeemed in 1968			
Animal, Insect, & Rodent Control			ISSUED AND UNISSUED				Cancelled, Abated or Adjusted (1968)			
Other Welfare Services			School			3,029,000.00	Balance December 31, 1968			2,645.25
RECREATION and CONSERVATION			Self-liquidating			196,000.00	PROPERTY ACQUIRED BY DEED OR FORECLOSURE			
Beaches and Boardwalks			Other			2,257,498.00	Balance January 1, 1968			110,031.66
Parks, Playgrounds, Shade Trees		30,400.00	Total			5,482,498.00	Transfers From Liens			
Land Reclamation & Conservation			ISSUED AND OUTSTANDING				Sale for Cash (1968)			
Other Recreational Services		1,800.00	School			1,377,000.00	Cancelled, Abated or Adjusted (1968)			4,015.00
EDUCATION (excluding schools)			Self-liquidating			196,000.00	Balance December 31, 1968			106,016.66
Libraries		36,000.00	Other			1,039,000.00	CURRENT FINANCES DECEMBER 31, 1968			
Other Educational Services			Total			2,612,000.00	ASSETS			
STATUTORY EXPENDITURES			EQUALIZED VALUATION BASIS			75,105,210.67	Cash on Hand Dec. 31, 1968			274,200.43
Pensions & F. I. C. A.		57,890.84	1968 CAPITAL OUTLAY				Taxes Receivable			134,769.14
Employee Fringe Benefits		31,190.00	Beaches and Boardwalks				Tax Title Liens			2,645.25
Other Statutory Expenditures			Parks and Playgrounds				Foreclosed Property			106,016.66
TOTAL MUNICIPAL FUNCTIONS		846,356.36	Public Buildings and Grounds				Emergencies & Other Deferred Charges			36,662.00
CAPITAL IMPROVEMENTS		48,396.54	Vehicular Equipment				State Aid Receivable			44,850.00
DEBT SERVICE			Streets, Roads, Sidewalks, Storm Sewers				Other Receivables			15,671.53
Principal Payments		25,000.00	Sewer System				Total			614,821.01
Interest Payments		33,499.10	Water System				LIABILITIES			
Other Debt Administration			Other Utilities				Cash Liabilities			173,368.47
DEFERRED CHARGES		42,010.40	Hospitals and Clinics				Reserves For Receivables			259,102.58
SCHOOL, COUNTY, SPECIAL DISTRICT TAXES		1,811,154.05	Garbage and Trash Disposal Facilities				Surplus on Hand Dec. 31, 1968			182,349.96
RESERVE FOR UNCOLLECTED TAXES		132,112.55	Health Equipment				Total			614,821.01
TOTAL EXPENDITURES		2,938,439.00	Library and Education Facilities							
			Conservation and Recreation							
			Other Expenditures							

0319
Population 1960 12,947
Population 1968 15,760

Moody Rating BAA
Land Area 3.72 Sq. Miles

Net Valuation Taxable 54,148,837
State Equalized Value 58,431,894
Net Valuation on Which County Taxes
are apportioned: 60,580,132
State Equalization Ratio .9267

MAPLE SHADE TWP
TAX RATE:
General Rate Per \$100. 3.77
Effective Tax Rate
General Rate 3.49
Municipal Functions 1.61

PER CAPITA:
Gross Debt 161.95
Net Debt 36.03
Debt Service 5.57
Total Tax Levy 126.12
Municipal Functions 59.83

PER CENT:
Gross Debt 4.42
Net Debt .98
Tax Levy Collected 95.44
Tax Levy Cancelled, Abated
or Adjusted .36

1968 EXPENDITURES		1968 REVENUES		1968 PROPERTY TAX	
GENERAL GOVERNMENT		1968 Property Taxes Collected		1,173,143.00	
Governing Body & Public Boards		1968 Payments in Lieu of Taxes	1,897,157.90	Local District School Taxes	
Municipal Clerk		Delinquent Tax & Lien Collections	73,258.01	Regional & Consolidated School Taxes	
Financial Administration	6,950.00	Business Personalty Replacement Taxes	61,124.00	School Taxes in Municipal Budget	
Assessment of Taxes	4,350.00	Taxes from Public Utilities	147,486.15	County Taxes	320,995.11
Collection of Taxes	32,815.00	Other Miscellaneous Tax Revenues	35,258.00	County Library Taxes	16,289.46
Planning, Housing & Development	5,715.00	State Aid Revenues		Local Municipal Purpose Taxes	431,620.82
Elections	2,930.00	Federal Aid Revenues		Veteran & Senior Citizen Taxes	98,210.00
General Administration (other)	33,080.00	Sale of Acquired Property	3,999.60	Total Taxes for Rate Computation	2,040,258.39
JUDICIARY		Other Miscellaneous Revenues	102,035.35	Special District Taxes	
Municipal Courts	5,400.00	Total 1968 Revenues	2,320,319.01	Bank Stock Taxes	2,579.18
PUBLIC SAFETY		Prior Years Surplus Appropriated	153,000.00	Added and Omitted Taxes	43,047.16
Fire Protection	23,700.00	TOTAL REVENUES	2,473,319.01	Total Taxes Levied	1,987,674.73
Police Protection	188,174.00			1968 TAXES COLLECTED	1,897,157.90
Civil Defense & Disaster Control	3,400.00			1968 Taxes Cancelled, Abated or Adjusted	7,185.98
Environmental Inspection & Control	2,900.00			Transfer To Tax Title Liens	6,817.14
Other Public Safety				Balance Outstanding Dec. 31, 1968	73,934.53
PUBLIC WORKS		1968 REAL PROPERTY VALUATIONS - ASSESSED		PRIOR YEARS TAXES OUTSTANDING	
Streets and Drainage	203,780.00	Code	Class	Balance January 1, 1968	82,755.23
Sewers and Sewage Processing		1	Vacant Land	Collected in 1968	70,971.45
Garbage and Trash Disposal	80,400.00	2	Residential	Cancelled, Abated or Adjusted (1968)	8,514.69
Public Buildings and Grounds	10,145.00	3	Farm	Transfers to Tax Title Liens	3,087.31
Other Public Works		4a	Commercial	Balance December 31, 1968	181.78
HEALTH and WELFARE		4b	Industrial		
Health Services Except Environmental	6,550.00	4c	Apartments		
Welfare-Public Assistance	5,755.00		Total Valuation		
Hospitals, Clinics, First Aid			100.00		
Animal, Insect, & Rodent Control	510.00	CAPITAL DEBT AUTHORIZED, DECEMBER 31, 1968		TAX TITLE LIENS OUTSTANDING	
Other Welfare Services		ISSUED AND UNISSUED	GROSS DEBT	Balance January 1, 1968	24,208.41
RECREATION and CONSERVATION		School	420,000.00	Transfers From Taxes	9,904.45
Beaches and Boardwalks		Self-liquidating	1,564,529.00	Redeemed in 1968	2,286.56
Parks, Playgrounds, Shade Trees	29,150.00	Other	567,895.00	Cancelled, Abated or Adjusted (1968)	
Land Reclamation & Conservation		Total	2,552,424.00	Balance December 31, 1968	31,826.30
Other Recreational Services	915.00			PROPERTY ACQUIRED BY DEED OR FORECLOSURE	
EDUCATION (excluding schools)		ISSUED AND OUTSTANDING		Balance January 1, 1968	21,667.87
Libraries	8,500.00	School	420,000.00	Transfers From Liens	
Other Educational Services		Self-liquidating	1,465,200.00	Sale for Cash (1968)	3,999.60
STATUTORY EXPENDITURES		Other	490,100.00	Cancelled, Abated or Adjusted (1968)	
Pensions & F. I. C. A.	40,400.00	Total	2,375,300.00	Balance December 31, 1968	17,668.27
Employee Fringe Benefits	15,400.00	EQUALIZED VALUATION BASIS	57,629,227.67	CURRENT FINANCES DECEMBER 31, 1968	
Other Statutory Expenditures		1968 CAPITAL OUTLAY	20,391.17	ASSETS	
TOTAL MUNICIPAL FUNCTIONS	710,919.00	Beaches and Boardwalks		Cash on Hand Dec. 31, 1968	419,423.88
CAPITAL IMPROVEMENTS	900.00	Parks and Playgrounds	218.30	Taxes Receivable	74,116.31
DEBT SERVICE		Public Buildings and Grounds		Tax Title Liens	31,826.30
Principal Payments	66,300.00	Vehicular Equipment		Foreclosed Property	17,668.27
Interest Payments	21,500.00	Streets, Roads, Sidewalks, Storm Sewers	11,794.04	Emergencies & Other Deferred Charges	23,050.00
Other Debt Administration		Sewer System	6,953.70	State Aid Receivable	63,723.99
DEFERRED CHARGES	1,650.00	Water System	1,425.13	Other Receivables	51,085.85
SCHOOL, COUNTY, SPECIAL DISTRICT TAXES	1,510,427.57	Other Utilities		Total	680,894.60
RESERVE FOR UNCOLLECTED TAXES	141,781.00	Hospitals and Clinics		LIABILITIES	
		Garbage and Trash Disposal Facilities		Cash Liabilities	159,546.97
		Health Equipment		Reserves For Receivables	174,696.73
		Library and Education Facilities		Surplus on Hand Dec. 31, 1968	346,650.90
		Conservation and Recreation		Total	680,894.60
TOTAL EXPENDITURES	2,453,477.57	Other Expenditures			

0711		MAPLEWOOD TWP			PER CAPITA:		PER CENT:	
Population 1960	23,977	Net Valuation Taxable	165,147,900	TAX RATE:	Gross Debt	333.00	Gross Debt	4.22
Population 1968	25,116	State Equalized Value	207,576,546	General Rate Per \$100.	Net Debt	49.14	Net Debt	.62
Moody Rating	AA	Net Valuation on Which County Taxes are apportioned:	203,231,665	Effective Tax Rate	Debt Service	3.94	Tax Levy Collected	98.55
Land Area	4.00 Sq. Miles	State Equalization Ratio	.7956	General Rate	Total Tax Levy	329.65	Tax Levy Cancelled, Abated or Adjusted	.08
				Municipal Functions	Municipal Functions	129.66		
1968 EXPENDITURES		1968 REVENUES		1968 PROPERTY TAX				
GENERAL GOVERNMENT		1968 Property Taxes Collected		8,158,411.43		Local District School Taxes		
Governing Body & Public Boards		1968 Payments in Lieu of Taxes		23,374.17		Regional & Consolidated School Taxes		
Municipal Clerk	13,216.95	Delinquent Tax & Lien Collections		95,745.65		School Taxes in Municipal Budget		
Financial Administration	23,766.37	Business Personalty Replacement Taxes		169,474.00		County Taxes		
Assessment of Taxes	29,162.34	Taxes from Public Utilities		305,587.13		County Library Taxes		
Collection of Taxes	7,158.51	Other Miscellaneous Tax Revenues		23,074.64		Local Municipal Purpose Taxes		
Planning, Housing & Development	324,074.06	State Aid Revenues		145,868.13		Veteran & Senior Citizen Taxes		
Elections	13,276.42	Federal Aid Revenues		8,921,535.15		Total Taxes for Rate Computation		
General Administration (other)	578,940.62	Sale of Acquired Property		382,400.00		Special District Taxes		
JUDICIARY		Other Miscellaneous Revenues		9,303,935.15		Bank Stock Taxes		
Municipal Courts	13,276.42	Total 1968 Revenues		8,921,535.15		Added and Omitted Taxes		
PUBLIC SAFETY		Prior Years Surplus Appropriated		382,400.00		Total Taxes Levied		
Fire Protection	578,940.62	TOTAL REVENUES		9,303,935.15		1968 TAXES COLLECTED		
Police Protection	580,470.65	1968 REAL PROPERTY VALUATIONS - ASSESSED				1968 Taxes Cancelled, Abated or Adjusted		
Civil Defense & Disaster Control	13,981.73	Code Class %				Transfer To Tax Title Liens		
Environmental Inspection & Control	20,235.86	1 Vacant Land .72		1,182,700.00		Balance Outstanding Dec. 31, 1968		
Other Public Safety	4,600.00	2 Residential 84.33		138,432,300.00		PRIOR YEARS TAXES OUTSTANDING		
PUBLIC WORKS		3 Farm		17,525,800.00		Balance January 1, 1968		
Streets and Drainage	195,252.84	4a Commercial 10.68		2,896,600.00		Collected in 1968		
Sewers and Sewage Processing	63,479.79	4b Industrial 1.76		4,127,100.00		Cancelled, Abated or Adjusted (1968)		
Garbage and Trash Disposal	8,500.00	4c Apartments 2.51		164,164,500.00		Transfers to Tax Title Liens		
Public Buildings and Grounds	106,049.71	Total Valuation 100.00				Balance December 31, 1968		
Other Public Works	71,885.87	CAPITAL DEBT AUTHORIZED, DECEMBER 31, 1968				TAX TITLE LIENS OUTSTANDING		
HEALTH and WELFARE		ISSUED AND UNISSUED				Balance January 1, 1968		
Health Services Except Environmental	4,682.90	School		6,187,692.00		Transfers From Taxes		
Welfare-Public Assistance	5,920.00	Self-liquidating		867,000.00		Redeemed in 1968		
Hospitals, Clinics, First Aid		Other		1,307,017.82		Cancelled, Abated or Adjusted (1968)		
Animal, Insect, & Rodent Control		Total		8,361,709.82		Balance December 31, 1968		
Other Welfare Services		ISSUED AND OUTSTANDING				PROPERTY ACQUIRED BY DEED OR FORECLOSURE		
RECREATION and CONSERVATION		School		3,470,530.40		Balance January 1, 1968		
Beaches and Boardwalks	151,763.45	Self-liquidating		867,000.00		Transfers From Liens		
Parks, Playgrounds, Shade Trees	47,030.28	Other		641,000.00		Sale for Cash (1968)		
Land Reclamation & Conservation		Total		4,978,530.40		Cancelled, Abated or Adjusted (1968)		
Other Recreational Services	172,032.86	EQUALIZED VALUATION BASIS		197,957,666.00		Balance December 31, 1968		
LIBRARIES		1968 CAPITAL OUTLAY		94,487.31		CURRENT FINANCES DECEMBER 31, 1968		
Other Educational Services	275,808.23	Beaches and Boardwalks		5,356.62		ASSETS		
STATUTORY EXPENDITURES		Parks and Playgrounds		13,812.65		Cash on Hand Dec. 31, 1968		
Pensions & F. I. C. A.	46,916.25	Public Buildings and Grounds				Taxes Receivable		
Employee Fringe Benefits		Vehicular Equipment				Tax Title Liens		
Other Statutory Expenditures	2,758,205.69	Streets, Roads, Sidewalks, Storm Sewers				Foreclosed Property		
TOTAL MUNICIPAL FUNCTIONS	40,108.58	Sewer System				Emergencies & Other Deferred Charges		
CAPITAL IMPROVEMENTS		Water System				State Aid Receivable		
DEBT SERVICE		Other Utilities				Other Receivables		
Principal Payments	79,500.00	Hospitals and Clinics				Total		
Interest Payments	19,556.08	Garbage and Trash Disposal Facilities				LIABILITIES		
Other Debt Administration	23,100.00	Health Equipment				Cash Liabilities		
DEFERRED CHARGES	5,927,129.82	Library and Education Facilities				Reserves For Receivables		
SCHOOL, COUNTY, SPECIAL DISTRICT TAXES	335,367.72	Conservation and Recreation				Surplus on Hand Dec. 31, 1968		
RESERVE FOR UNCOLLECTED TAXES		Other Expenditures				Total		
TOTAL EXPENDITURES	9,182,967.89							

0116		MARGATE CITY			PER CAPITA:		PER CENT:	
Population 1960	9,474	Net Valuation Taxable	48,530,050	TAX RATE:	Gross Debt	205.17	Gross Debt	2.27
Population 1968	10,620	State Equalized Value	101,041,120	General Rate Per \$100.	Net Debt	92.27	Net Debt	1.02
		Net Valuation on Which County Taxes		Effective Tax Rate	Debt Service	27.05	Tax Levy Collected	97.88
Moody Rating	BAA	are apportioned:	103,048,832	General Rate	Total Tax Levy	250.97	Tax Levy Cancelled, Abated	
Land Area	1.49 Sq. Miles	State Equalization Ratio	.4803	Municipal Functions	Municipal Functions	160.07	or Adjusted	.06
1968 EXPENDITURES		1968 REVENUES			1968 PROPERTY TAX			
GENERAL GOVERNMENT		1968 Property Taxes Collected			2,608,912.96			
Governing Body & Public Boards		1968 Payments in Lieu of Taxes			861,954.75			
Municipal Clerk		Delinquent Tax & Lien Collections			123,917.50			
Financial Administration		Business Personalty Replacement Taxes			838,534.52			
Assessment of Taxes		Taxes from Public Utilities			8,482.46			
Collection of Taxes		Other Miscellaneous Tax Revenues			802,320.96			
Planning, Housing & Development		State Aid Revenues			68,270.00			
Elections		Federal Aid Revenues			2,703,480.19			
General Administration (other)		Sale of Acquired Property			4,835.61			
JUDICIARY		Other Miscellaneous Revenues			25,333.20			
Municipal Courts		Total 1968 Revenues			2,665,379.00			
PUBLIC SAFETY		Prior Years Surplus Appropriated			2,608,912.96			
Fire Protection		TOTAL REVENUES			1,822.75			
Police Protection		1968 REAL PROPERTY VALUATIONS - ASSESSED			195.30			
Civil Defense & Disaster Control		Code Class %			58,644.59			
Environmental Inspection & Control		1 Vacant Land 3.91			PRIOR YEARS TAXES OUTSTANDING			
Other Public Safety		2 Residential 83.44			Balance January 1, 1968			
PUBLIC WORKS		3 Farm			Collected in 1968			
Streets and Drainage		4a Commercial 7.52			Cancelled, Abated or Adjusted (1968)			
Sewers and Sewage Processing		4b Industrial			Transfers to Tax Title Liens			
Garbage and Trash Disposal		4c Apartments 5.12			Balance December 31, 1968			
Public Buildings and Grounds		Total Valuation 99.99			TAX TITLE LIENS OUTSTANDING			
Other Public Works		ISSUED AND UNISSUED GROSS DEBT NET DEBT			Balance January 1, 1968			
HEALTH and WELFARE		School 975,000.00			Transfers From Taxes			
Health Services Except Environmental		Self-liquidating 224,000.00			Redeemed in 1968			
Welfare-Public Assistance		Other 980,000.00			Cancelled, Abated or Adjusted (1968)			
Hospitals, Clinics, First Aid		Total 2,179,000.00			Balance December 31, 1968			
Animal, Insect, & Rodent Control		ISSUED AND OUTSTANDING			PROPERTY ACQUIRED BY DEED OR FORECLOSURE			
Other Welfare Services		School 975,000.00			Balance January 1, 1968			
RECREATION and CONSERVATION		Self-liquidating 224,000.00			Transfers From Liens			
Beaches and Boardwalks		Other 980,000.00			Sale for Cash (1968)			
Parks, Playgrounds, Shade Trees		Total 2,179,000.00			Cancelled, Abated or Adjusted (1968)			
Land Reclamation & Conservation		EQUALIZED VALUATION BASIS			Balance December 31, 1968			
Other Recreational Services		1968 CAPITAL OUTLAY			CURRENT FINANCES DECEMBER 31, 1968			
EDUCATION (excluding schools)		Beaches and Boardwalks			ASSETS			
Libraries		Parks and Playgrounds			Cash on Hand Dec. 31, 1968			
Other Educational Services		Public Buildings and Grounds			Taxes Receivable			
STATUTORY EXPENDITURES		Vehicular Equipment			Tax Title Liens			
Pensions & F. I. C. A.		Streets, Roads, Sidewalks, Storm Sewers			Foreclosed Property			
Employee Fringe Benefits		Sewer System			Emergencies & Other Deferred Charges			
Other Statutory Expenditures		Water System			State Aid Receivable			
TOTAL MUNICIPAL FUNCTIONS		Other Utilities			Other Receivables			
CAPITAL IMPROVEMENTS		Hospitals and Clinics			Total			
DEBT SERVICE		Garbage and Trash Disposal Facilities			LIABILITIES			
Principal Payments		Health Equipment			Cash Liabilities			
Interest Payments		Library and Education Facilities			Reserves For Receivables			
Other Debt Administration		Conservation and Recreation			Surplus on Hand Dec. 31, 1968			
DEFERRED CHARGES		Other Expenditures			Total			
SCHOOL, COUNTY, SPECIAL DISTRICT TAXES								
RESERVE FOR UNCOLLECTED TAXES								
TOTAL EXPENDITURES								

1328		MARLBORO TWP				PER CAPITA:		PER CENT:	
Population 1960	8,038	Net Valuation Taxable	40,821,977	TAX RATE:		Gross Debt	424.40	Gross Debt	9.25
Population 1968	9,980	State Equalized Value	52,775,665	General Rate Per \$100:		Net Debt	78.69	Net Debt	1.71
		Net Valuation on Which County Taxes		Effective Tax Rate		Debt Service	.51	Tax Levy Collected 89.56	
Moody Rating		are apportioned:	47,364,999	General Rate		Total Tax Levy	180.61	Tax Levy Cancelled, Abated	
Land Area 30.20	Sq. Miles	State Equalization Ratio	.7735	Municipal Functions		Municipal Functions	69.77	or Adjusted	
1968 EXPENDITURES		1968 REVENUES			1968 PROPERTY TAX				
GENERAL GOVERNMENT		1968 Property Taxes Collected			1,614,434.46				
Governing Body & Public Boards		1968 Payments in Lieu of Taxes			Local District School Taxes				
Municipal Clerk		Delinquent Tax & Lien Collections			793,291.00				
Financial Administration		Business Personalty Replacement Taxes			Regional & Consolidated School Taxes				
Assessment of Taxes		Taxes from Public Utilities			306,083.89				
Collection of Taxes		Other Miscellaneous Tax Revenues			School Taxes in Municipal Budget				
Planning, Housing & Development		State Aid Revenues			County Taxes				
Elections		Federal Aid Revenues			273,576.69				
General Administration (other)		Sale of Acquired Property			County Library Taxes				
JUDICIARY		Other Miscellaneous Revenues			9,867.69				
Municipal Courts		Total 1968 Revenues			Local Municipal Purpose Taxes				
PUBLIC SAFETY		Prior Years Surplus Appropriated			192,478.41				
Fire Protection		TOTAL REVENUES			Veteran & Senior Citizen Taxes				
Police Protection		1968 REAL PROPERTY VALUATIONS - ASSESSED			Total Taxes for Rate Computation				
Civil Defense & Disaster Control		Code Class %			1,605,007.68				
Environmental Inspection & Control		1 Vacant Land 4.42			Special District Taxes				
Other Public Safety		2 Residential 82.57			Bank Stock Taxes				
PUBLIC WORKS		3 Farm 11.32			623.51				
Streets and Drainage		4a Commercial 1.05			Added and Omitted Taxes				
Sewers and Sewage Processing		4b Industrial .64			Total Taxes Levied				
Garbage and Trash Disposal		4c Apartments 100.00			1968 TAXES COLLECTED				
Public Buildings and Grounds		Total Valuation 100.00			1,614,434.46				
Other Public Works		CAPITAL DEBT AUTHORIZED, DECEMBER 31, 1968			1968 Taxes Cancelled, Abated or Adjusted				
HEALTH and WELFARE		ISSUED AND UNISSUED			Transfer To Tax Title Liens				
Health Services Except Environmental		School			Balance Outstanding Dec. 31, 1968				
Welfare-Public Assistance		Self-liquidating			188,079.52				
Hospitals, Clinics, First Aid		Other			PRIOR YEARS TAXES OUTSTANDING				
Animal, Insect, & Rodent Control		Total			Balance January 1, 1968				
Other Welfare Services		ISSUED AND OUTSTANDING			165,177.18				
RECREATION and CONSERVATION		School			Collected in 1968				
Beaches and Boardwalks		Self-liquidating			Cancelled, Abated or Adjusted (1968)				
Parks, Playgrounds, Shade Trees		Other			Transfers to Tax Title Liens				
Land Reclamation & Conservation		Total			Balance December 31, 1968				
Other Recreational Services		EQUALIZED VALUATION BASIS			48,352.37				
EDUCATION (excluding schools)		1968 CAPITAL OUTLAY			TAX TITLE LIENS OUTSTANDING				
Libraries		Beaches and Boardwalks			Balance January 1, 1968				
Other Educational Services		Parks and Playgrounds			100,767.99				
STATUTORY EXPENDITURES		Public Buildings and Grounds			Transfers From Taxes				
Pensions & F. I. C. A.		Vehicular Equipment			Redeemed in 1968				
Employee Fringe Benefits		Streets, Roads, Sidewalks, Storm Sewers			Cancelled, Abated or Adjusted (1968)				
Other Statutory Expenditures		Sewer System			Balance December 31, 1968				
TOTAL MUNICIPAL FUNCTIONS		Water System			94,381.67				
CAPITAL IMPROVEMENTS		Other Utilities			PROPERTY ACQUIRED BY DEED OR FORECLOSURE				
DEBT SERVICE		Hospitals and Clinics			Balance January 1, 1968				
Principal Payments		Garbage and Trash Disposal Facilities			Transfers From Liens				
Interest Payments		Health Equipment			Sale for Cash (1968)				
Other Debt Administration		Library and Education Facilities			Cancelled, Abated or Adjusted (1968)				
DEFERRED CHARGES		Conservation and Recreation			Balance December 31, 1968				
SCHOOL, COUNTY, SPECIAL DISTRICT TAXES		Other Expenditures			CURRENT FINANCES DECEMBER 31, 1968				
RESERVE FOR UNCOLLECTED TAXES					ASSETS				
TOTAL EXPENDITURES					Cash on Hand Dec. 31, 1968				
					Taxes Receivable				
					Tax Title Liens				
					Foreclosed Property				
					Emergencies & Other Deferred Charges				
					State Aid Receivable				
					Other Receivables				
					Total				
					LIABILITIES				
					Cash Liabilities				
					Reserves For Receivables				
					Surplus on Hand Dec. 31, 1968				
					Total				

1329		MATAWAN BORO.				PER CAPITA:		PER CENT:			
Population 1960	5,097	Net Valuation Taxable	41,034,622	TAX RATE:		Gross Debt	513.60	Gross Debt	10.37		
Population 1968	9,480	State Equalized Value	50,993,689	General Rate Per \$100.	3.68	Net Debt	29.85	Net Debt	.60		
		Net Valuation on Which County Taxes are apportioned:	49,852,244	Effective Tax Rate		Debt Service	4.19	Tax Levy Collected	96.48		
Moody Rating	BA			General Rate	2.96	Total Tax Levy	157.14	Tax Levy Cancelled, Abated or Adjusted	.58		
Land Area	2.26 Sq. Miles	State Equalization Ratio	.8047	Municipal Functions	1.48	Municipal Functions	79.68				
1968 EXPENDITURES		1968 REVENUES			1968 PROPERTY TAX						
GENERAL GOVERNMENT		1968 Property Taxes Collected			1,437,448.31						
Governing Body & Public Boards		1968 Payments in Lieu of Taxes									
Municipal Clerk		Delinquent Tax & Lien Collections			63,575.88						
Financial Administration		6,255.00	Business Personalty Replacement Taxes			24,229.00					
Assessment of Taxes		26,350.00	Taxes from Public Utilities			120,834.38					
Collection of Taxes		9,860.00	Other Miscellaneous Tax Revenues								
Planning, Housing & Development		2,525.00	State Aid Revenues			3,456.00					
Elections		2,200.00	Federal Aid Revenues								
General Administration (other)		72,250.00	Sale of Acquired Property								
JUDICIARY			Other Miscellaneous Revenues			31,167.88					
Municipal Courts		4,100.00	Total 1968 Revenues			1,680,711.45					
PUBLIC SAFETY			Prior Years Surplus Appropriated			116,000.00					
Fire Protection		31,995.00	TOTAL REVENUES			1,796,711.45					
Police Protection		171,860.00	1968 REAL PROPERTY VALUATIONS - ASSESSED								
Civil Defense & Disaster Control		1,000.00	Code	Class	%						
Environmental Inspection & Control		500.00	1	Vacant Land	14.54	5,792,015.00					
Other Public Safety			2	Residential	54.85	21,851,316.00					
PUBLIC WORKS			3	Farm	18.62	7,417,206.00					
Streets and Drainage		99,535.00	4a	Commercial	7.50	2,987,400.00	PRIOR YEARS TAXES OUTSTANDING				
Sewers and Sewage Processing			4b	Industrial	4.19	1,670,380.00	Balance January 1, 1968				
Garbage and Trash Disposal		37,500.00	4c	Apartments	.29	117,180.00	Collected in 1968				
Public Buildings and Grounds		10,970.00	Total Valuation 99.99			39,835,497.00	Cancelled, Abated or Adjusted (1968)				
Other Public Works			CAPITAL DEBT AUTHORIZED, DECEMBER 31, 1968			Transfers to Tax Title Liens					
HEALTH and WELFARE			ISSUED AND UNISSUED			GROSS DEBT		NET DEBT		Balance December 31, 1968	
Health Services Except Environmental		9,612.00	School			3,161,958.51			12,055.64		
Welfare-Public Assistance		4,200.00	Self-liquidating			1,424,000.00					
Hospitals, Clinics, First Aid			Other			283,056.00	283,056.00				
Animal, Insect, & Rodent Control			Total			4,869,014.51	283,056.00				
Other Welfare Services			ISSUED AND OUTSTANDING								
RECREATION and CONSERVATION			School			1,609,088.60					
Beaches and Boardwalks			Self-liquidating			1,034,000.00					
Parks, Playgrounds, Shade Trees		8,560.00	Other			282,000.00					
Land Reclamation & Conservation			Total			2,925,088.60					
Other Recreational Services		22,635.00	EQUALIZED VALUATION BASIS			46,922,414.67					
EDUCATION (excluding schools)			1968 CAPITAL OUTLAY			50,345.50					
Libraries		22,350.40	Beaches and Boardwalks								
Other Educational Services			Parks and Playgrounds								
STATUTORY EXPENDITURES			Public Buildings and Grounds								
Pensions & F. I. C. A.		20,100.00	Vehicular Equipment								
Employee Fringe Benefits		8,350.00	Streets, Roads, Sidewalks, Storm Sewers			50,345.50					
Other Statutory Expenditures			Sewer System								
TOTAL MUNICIPAL FUNCTIONS		572,707.40	Water System								
CAPITAL IMPROVEMENTS		10,000.00	Other Utilities								
DEBT SERVICE			Hospitals and Clinics								
Principal Payments		25,000.00	Garbage and Trash Disposal Facilities								
Interest Payments		14,761.25	Health Equipment								
Other Debt Administration			Library and Education Facilities								
DEFERRED CHARGES			Conservation and Recreation								
SCHOOL, COUNTY, SPECIAL DISTRICT TAXES		1,079,111.34	Other Expenditures								
RESERVE FOR UNCOLLECTED TAXES		132,922.35									
TOTAL EXPENDITURES		1,834,502.34									
								</			

1330
Population 1960 7,359
Population 1968 14,590

Moody Rating BA
Land Area 5.45 Sq. Miles

Net Valuation Taxable 70,415,358
State Equalized Value 103,765,632
Net Valuation on Which County Taxes
are apportioned: 92,821,284
State Equalization Ratio .6786

MATAWAN TWP.

TAX RATE:
General Rate Per \$100. 4.38
Effective Tax Rate
General Rate 2.97
Municipal Functions 1.15

PER CAPITA:
Gross Debt 503.80
Net Debt 66.99
Debt Service 6.41
Total Tax Levy 214.73
Municipal Functions 81.82

PER CENT:
Gross Debt 8.17
Net Debt 1.08
Tax Levy Collected 93.45
Tax Levy Cancelled, Abated
or Adjusted

1968 EXPENDITURES		1968 REVENUES		1968 PROPERTY TAX	
GENERAL GOVERNMENT					
Governing Body & Public Boards	200.00	1968 Property Taxes Collected	2,927,816.34	Local District School Taxes	
Municipal Clerk		1968 Payments in Lieu of Taxes		Regional & Consolidated School Taxes	1,822,579.43
Financial Administration	11,100.00	Delinquent Tax & Lien Collections	174,088.24	School Taxes in Municipal Budget	
Assessment of Taxes	13,130.00	Business Personalty Replacement Taxes	163,264.00	County Taxes	544,174.97
Collection of Taxes	23,260.00	Taxes from Public Utilities	186,854.53	County Library Taxes	
Planning, Housing & Development	19,546.00	Other Miscellaneous Tax Revenues		Local Municipal Purpose Taxes	639,477.34
Elections	3,700.00	State Aid Revenues	8,456.00	Veteran & Senior Citizen Taxes	75,990.00
General Administration (other)	97,180.00	Federal Aid Revenues		Total Taxes for Rate Computation	3,082,221.74
JUDICIARY		Sale of Acquired Property		Special District Taxes	106,026.00
Municipal Courts	9,650.00	Other Miscellaneous Revenues	51,848.38	Bank Stock Taxes	780.66
PUBLIC SAFETY		Total 1968 Revenues	3,512,327.49	Added and Omitted Taxes	19,903.55
Fire Protection	1,000.00	Prior Years Surplus Appropriated	50,000.00	Total Taxes Levied	3,132,941.95
Police Protection	252,760.00	TOTAL REVENUES	3,562,327.49	1968 TAXES COLLECTED	2,927,816.34
Civil Defense & Disaster Control	624.00			1968 Taxes Cancelled, Abated or Adjusted	
Environmental Inspection & Control	6,200.00			Transfer To Tax Title Liens	
Other Public Safety				Balance Outstanding Dec. 31, 1968	205,125.61
PUBLIC WORKS		1968 REAL PROPERTY VALUATIONS - ASSESSED			
Streets and Drainage	196,274.00	Code Class %			
Sewers and Sewage Processing		1 Vacant Land 1.95	790,926.00		
Garbage and Trash Disposal	105,000.00	2 Residential 67.61	27,439,130.00	PRIOR YEARS TAXES OUTSTANDING	
Public Buildings and Grounds	6,100.00	3 Farm		Balance January 1, 1968	183,285.16
Other Public Works		4a Commercial 9.39	3,811,699.00	Collected in 1968	161,029.46
HEALTH and WELFARE		4b Industrial 1.28	517,600.00	Cancelled, Abated or Adjusted (1968)	
Health Services Except Environmental	14,640.00	4c Apartments 19.77	8,023,500.00	Transfers to Tax Title Liens	
Welfare-Public Assistance	19,740.00	Total Valuation 100.00	40,582,855.00	Balance December 31, 1968	22,255.70
Hospitals, Clinics, First Aid					
Animal, Insect, & Rodent Control		CAPITAL DEBT AUTHORIZED, DECEMBER 31, 1968		TAX TITLE LIENS OUTSTANDING	
Other Welfare Services		ISSUED AND UNISSUED		Balance January 1, 1968	76,032.94
RECREATION and CONSERVATION		School	6,062,041.49	Transfers From Taxes	
Beaches and Boardwalks		Self-liquidating	311,000.00	Redeemed in 1968	13,058.78
Parks, Playgrounds, Shade Trees	1,750.00	Other	977,500.00	Cancelled, Abated or Adjusted (1968)	
Land Reclamation & Conservation		Total	7,350,541.49	Balance December 31, 1968	62,974.16
Other Recreational Services	30,500.00	ISSUED AND OUTSTANDING		PROPERTY ACQUIRED BY DEED OR FORECLOSURE	
EDUCATION (excluding schools)		School	3,084,911.40	Balance January 1, 1968	68,450.00
Libraries	38,649.60	Self-liquidating	311,000.00	Transfers From Liens	
Other Educational Services		Other	722,000.00	Sale for Cash (1968)	
STATUTORY EXPENDITURES		Total	4,117,911.40	Cancelled, Abated or Adjusted (1968)	
Pensions & F. I. C. A.	30,069.30	EQUALIZED VALUATION BASIS	89,958,685.00	Balance December 31, 1968	68,450.00
Employee Fringe Benefits		1968 CAPITAL OUTLAY	124,380.53	CURRENT FINANCES DECEMBER 31, 1968	
Other Statutory Expenditures		Beaches and Boardwalks		ASSETS	
TOTAL MUNICIPAL FUNCTIONS	881,072.90	Parks and Playgrounds		Cash on Hand Dec. 31, 1968	362,266.67
CAPITAL IMPROVEMENTS	1,000.00	Public Buildings and Grounds		Taxes Receivable	227,381.31
DEBT SERVICE		Vehicular Equipment		Tax Title Liens	62,974.16
Principal Payments	70,000.00	Streets, Roads, Sidewalks, Storm Sewers	37,032.89	Foreclosed Property	68,450.00
Interest Payments	23,531.00	Sewer System		Emergencies & Other Deferred Charges	41,000.00
Other Debt Administration		Water System	87,347.64	State Aid Receivable	41,651.42
DEFERRED CHARGES	2,019.25	Other Utilities		Other Receivables	2,066.89
SCHOOL, COUNTY, SPECIAL DISTRICT TAXES	2,472,780.40	Hospitals and Clinics		Total	805,790.45
RESERVE FOR UNCOLLECTED TAXES	216,136.85	Garbage and Trash Disposal Facilities		LIABILITIES	
		Health Equipment		Cash Liabilities	251,032.80
		Library and Education Facilities		Reserves For Receivables	360,872.36
		Conservation and Recreation		Surplus on Hand Dec. 31, 1968	193,885.29
TOTAL EXPENDITURES	3,666,540.40	Other Expenditures		Total	805,790.45

0609
Population 1960 3,105
Population 1968 3,460

Moody Rating
Land Area 94.70 Sq. Miles

Net Valuation Taxable 5,009,601
State Equalized Value 11,540,200
Net Valuation on Which County Taxes are apportioned: 12,221,656
State Equalization Ratio .4341

MAURICE RIVER TWP
TAX RATE:
General Rate Per \$100. 8.34
Effective Tax Rate
General Rate 3.62
Municipal Functions 2.52

PER CAPITA:
Gross Debt 138.22
Net Debt 39.75
Debt Service 1.35
Total Tax Levy 115.52
Municipal Functions 84.19

PER CENT:
Gross Debt 4.21
Net Debt 1.21
Tax Levy Collected 77.78
Tax Levy Cancelled, Abated or Adjusted

1968 EXPENDITURES		1968 REVENUES		1968 PROPERTY TAX	
GENERAL GOVERNMENT		1968 Property Taxes Collected 310,916.27		Local District School Taxes 264,912.60	
Governing Body & Public Boards	3,000.00	1968 Payments in Lieu of Taxes 80,362.58		Regional & Consolidated School Taxes	
Municipal Clerk	2,000.00	Delinquent Tax & Lien Collections 49,253.00		School Taxes in Municipal Budget	
Financial Administration	7,325.00	Business Personalty Replacement Taxes 66,967.96		County Taxes 104,690.90	
Assessment of Taxes	3,950.00	Taxes from Public Utilities		County Library Taxes	
Collection of Taxes	14,250.00	Other Miscellaneous Tax Revenues		Local Municipal Purpose Taxes 25,548.96	
Planning, Housing & Development		State Aid Revenues 41,979.06		Veteran & Senior Citizen Taxes	
Elections	1,000.00	Federal Aid Revenues		Total Taxes for Rate Computation 417,652.46	
General Administration (other)	14,325.00	Sale of Acquired Property 1,445.00		Special District Taxes 2,500.00	
JUDICIARY		Other Miscellaneous Revenues 18,370.16		Bank Stock Taxes	
Municipal Courts	3,550.00	Total 1968 Revenues 569,294.03		Added and Omitted Taxes 2,051.14	
PUBLIC SAFETY		Prior Years Surplus Appropriated 27,200.00		Total Taxes Levied 399,703.60	
Fire Protection	10,000.00	TOTAL REVENUES 596,494.03		1968 TAXES COLLECTED 310,916.27	
Police Protection	700.00	1968 REAL PROPERTY VALUATIONS - ASSESSED		1968 Taxes Cancelled, Abated or Adjusted	
Civil Defense & Disaster Control				Transfer To Tax Title Liens	
Environmental Inspection & Control		Code Class %		Balance Outstanding Dec. 31, 1968 88,787.33	
Other Public Safety	700.00	1 Vacant Land 23.56		PRIOR YEARS TAXES OUTSTANDING	
PUBLIC WORKS		2 Residential 58.47		Balance January 1, 1968 120,094.28	
Streets and Drainage	85,327.15	3 Farm 3.10		Collected in 1968 76,643.75	
Sewers and Sewage Processing		4a Commercial 4.83		Cancelled, Abated or Adjusted (1968)	
Garbage and Trash Disposal	200.00	4b Industrial 10.03		Transfers to Tax Title Liens	
Public Buildings and Grounds	4,150.00	4c Apartments		Balance December 31, 1968 43,450.53	
Other Public Works		Total Valuation 99.99		TAX TITLE LIENS OUTSTANDING	
HEALTH and WELFARE		CAPITAL DEBT AUTHORIZED, DECEMBER 31, 1968		Balance January 1, 1968 44,725.52	
Health Services Except Environmental	1,925.00	ISSUED AND UNISSUED		Transfers From Taxes	
Welfare-Public Assistance	3,700.00	School		Redeemed in 1968 3,718.83	
Hospitals, Clinics, First Aid		GROSS DEBT 415,000.00		Cancelled, Abated or Adjusted (1968)	
Animal, Insect, & Rodent Control		NET DEBT 74,315.46		Balance December 31, 1968 41,006.69	
Other Welfare Services	6,000.00	Self-liquidating 63,250.00		PROPERTY ACQUIRED BY DEED OR FORECLOSURE	
RECREATION and CONSERVATION		Other 478,250.00		Balance January 1, 1968 25,935.00	
Beaches and Boardwalks		ISSUED AND OUTSTANDING		Transfers From Liens	
Parks, Playgrounds, Shade Trees		School		Sale for Cash (1968) 1,445.00	
Land Reclamation & Conservation		Self-liquidating 415,000.00		Cancelled, Abated or Adjusted (1968)	
Other Recreational Services		Other 58,000.00		Balance December 31, 1968 24,490.00	
EDUCATION (excluding schools)		Total 473,000.00		CURRENT FINANCES DECEMBER 31, 1968	
Libraries	900.00	EQUALIZED VALUATION BASIS 11,356,151.33		ASSETS	
Other Educational Services		1968 CAPITAL OUTLAY 800.00		Cash on Hand Dec. 31, 1968 243,597.26	
STATUTORY EXPENDITURES		Beaches and Boardwalks		Taxes Receivable 132,237.86	
Pensions & F. I. C. A.	3,506.21	Parks and Playgrounds		Tax Title Liens 41,006.69	
Employee Fringe Benefits	1,400.00	Public Buildings and Grounds		Foreclosed Property 24,490.00	
Other Statutory Expenditures		Vehicular Equipment		Emergencies & Other Deferred Charges 1.00	
TOTAL MUNICIPAL FUNCTIONS	167,908.36	Streets, Roads, Sidewalks, Storm Sewers 800.00		State Aid Receivable 31,455.60	
CAPITAL IMPROVEMENTS	3,000.00	Sewer System		Other Receivables 3,132.08	
DEBT SERVICE		Water System		Total 475,920.49	
Principal Payments	3,000.00	Other Utilities		LIABILITIES	
Interest Payments	1,672.62	Hospitals and Clinics		Cash Liabilities 79,775.93	
Other Debt Administration		Garbage and Trash Disposal Facilities		Reserves For Receivables 200,866.63	
DEFERRED CHARGES	13,603.63	Health Equipment		Surplus on Hand Dec. 31, 1968 195,277.93	
SCHOOL, COUNTY, SPECIAL DISTRICT TAXES	372,103.50	Library and Education Facilities		Total 475,920.49	
RESERVE FOR UNCOLLECTED TAXES	102,115.39	Conservation and Recreation			
TOTAL EXPENDITURES	663,403.50	Other Expenditures			

0234		MAYWOOD BORO			PER CAPITA:		PER CENT:	
Population 1960	11,460	Net Valuation Taxable	73,356,176	TAX RATE:	Gross Debt	101.61	Gross Debt	1.44
Population 1968	12,030	State Equalized Value	89,121,827	General Rate Per \$100.	Net Debt	26.13	Net Debt	.37
		Net Valuation on Which County Taxes		Effective Tax Rate	Debt Service	1.01	Tax Levy Collected	95.76
Moody Rating		are apportioned:	88,692,590	General Rate	Total Tax Levy	208.61	Tax Levy Cancelled, Abated	
Land Area	1.30 Sq. Miles	State Equalization Ratio	.8231	Municipal Functions	Municipal Functions	89.38	or Adjusted	.92
1968 EXPENDITURES		1968 REVENUES			1968 PROPERTY TAX			
GENERAL GOVERNMENT		1968 Property Taxes Collected			Local District School Taxes			
Governing Body & Public Boards		1968 Payments in Lieu of Taxes			Regional & Consolidated School Taxes			
Municipal Clerk		Delinquent Tax & Lien Collections			School Taxes in Municipal Budget			
Financial Administration		Business Personalty Replacement Taxes			County Taxes			
Assessment of Taxes	15,400.00	Taxes from Public Utilities			County Library Taxes			
Collection of Taxes	20,748.00	Other Miscellaneous Tax Revenues			Local Municipal Purpose Taxes			
Planning, Housing & Development	4,780.00	State Aid Revenues			Veteran & Senior Citizen Taxes			
Elections		Federal Aid Revenues			Total Taxes for Rate Computation			
General Administration (other)	81,748.00	Sale of Acquired Property			Special District Taxes			
JUDICIARY		Other Miscellaneous Revenues			Bank Stock Taxes			
Municipal Courts	5,150.00	Total 1968 Revenues			Added and Omitted Taxes			
PUBLIC SAFETY		Prior Years Surplus Appropriated			Total Taxes Levied			
Fire Protection	37,722.00	TOTAL REVENUES			1968 TAXES COLLECTED			
Police Protection	272,275.00	1968 REAL PROPERTY VALUATIONS - ASSESSED			1968 Taxes Cancelled, Abated or Adjusted			
Civil Defense & Disaster Control	3,500.00	Code Class %			Transfer To Tax Title Liens			
Environmental Inspection & Control	4,879.00	1 Vacant Land .81			Balance Outstanding Dec. 31, 1968			
Other Public Safety	2,934.00	2 Residential 75.40			PRIOR YEARS TAXES OUTSTANDING			
PUBLIC WORKS		3 Farm			Balance January 1, 1968			
Streets and Drainage	137,323.00	4a Commercial 12.47			Collected in 1968			
Sewers and Sewage Processing		4b Industrial 3.43			Cancelled, Abated or Adjusted (1968)			
Garbage and Trash Disposal	89,600.00	4c Apartments 7.88			Transfers to Tax Title Liens			
Public Buildings and Grounds	45,646.00	Total Valuation .99.99			Balance December 31, 1968			
Other Public Works	8,000.00	CAPITAL DEBT AUTHORIZED, DECEMBER 31, 1968			TAX TITLE LIENS OUTSTANDING			
HEALTH and WELFARE		ISSUED AND UNISSUED GROSS DEBT NET DEBT			Balance January 1, 1968			
Health Services Except Environmental	15,191.00	School 593,000.00 8,000.00			Transfers From Taxes			
Welfare-Public Assistance	2,400.00	Self-liquidating 306,427.65 306,427.65			Redeemed in 1968			
Hospitals, Clinics, First Aid	2,875.00	Other Total 1,222,427.65 314,427.65			Cancelled, Abated or Adjusted (1968)			
Animal, Insect, & Rodent Control		ISSUED AND OUTSTANDING			Balance December 31, 1968			
Other Welfare Services		School 593,000.00			PROPERTY ACQUIRED BY DEED OR FORECLOSURE			
RECREATION and CONSERVATION		Self-liquidating 323,000.00			Balance January 1, 1968			
Beaches and Boardwalks	24,897.00	Other 215,000.00			Transfers From Liens			
Parks, Playgrounds, Shade Trees		Total 1,131,000.00			Sale for Cash (1968)			
Land Reclamation & Conservation	17,700.00	EQUALIZED VALUATION BASIS			Cancelled, Abated or Adjusted (1968)			
Other Recreational Services		84,522,819.67			Balance December 31, 1968			
EDUCATION (excluding schools)		1968 CAPITAL OUTLAY			CURRENT FINANCES DECEMBER 31, 1968			
Libraries	49,106.00	Beaches and Boardwalks			ASSETS			
Other Educational Services		Parks and Playgrounds			Cash on Hand Dec. 31, 1968			
STATUTORY EXPENDITURES		Public Buildings and Grounds			Taxes Receivable			
Pensions & F. I. C. A.	45,037.38	Vehicular Equipment			Tax Title Liens			
Employee Fringe Benefits	13,000.00	Streets, Roads, Sidewalks, Storm Sewers			Foreclosed Property			
Other Statutory Expenditures		Sewer System			Emergencies & Other Deferred Charges			
TOTAL MUNICIPAL FUNCTIONS	899,911.38	Water System			State Aid Receivable			
CAPITAL IMPROVEMENTS	14,000.00	Other Utilities			Other Receivables			
DEBT SERVICE		Hospitals and Clinics			Total			
Principal Payments	10,000.00	Garbage and Trash Disposal Facilities			LIABILITIES			
Interest Payments	2,193.75	Health Equipment			Cash Liabilities			
Other Debt Administration		Library and Education Facilities			Reserves For Receivables			
DEFERRED CHARGES	92,607.23	Conservation and Recreation			Surplus on Hand Dec. 31, 1968			
SCHOOL, COUNTY, SPECIAL DISTRICT TAXES	1,818,918.16	Other Expenditures			Total			
RESERVE FOR UNCOLLECTED TAXES	56,608.00							
TOTAL EXPENDITURES	2,894,238.52							

0320		MEDFORD TWP			PER CAPITA:		PER CENT:	
Population 1960	4,844	Net Valuation Taxable	48,395,796	TAX RATE:	Gross Debt	589.44	Gross Debt	8.25
Population 1968	7,020	State Equalized Value	55,518,866	General Rate Per \$100.	Net Debt	4.39	Net Debt	.06
		Net Valuation on Which County Taxes		Effective Tax Rate	Debt Service		Tax Levy Collected	90.69
Moody Rating		are apportioned:	54,680,179	General Rate	Total Tax Levy	219.23	Tax Levy Cancelled, Abated	
Land Area	40.32 Sq. Miles	State Equalization Ratio	.8717	Municipal Functions	Municipal Functions	80.13	or Adjusted	.32
1968 EXPENDITURES		1968 REVENUES			1968 PROPERTY TAX			
GENERAL GOVERNMENT		1968 Property Taxes Collected			1,395,843.17			
Governing Body & Public Boards		1968 Payments in Lieu of Taxes						
Municipal Clerk		Delinquent Tax & Lien Collections			101,125.94			
Financial Administration		Business Personality Replacement Taxes			39,157.00			
Assessment of Taxes		Taxes from Public Utilities			126,306.32			
Collection of Taxes		Other Miscellaneous Tax Revenues						
Planning, Housing & Development		State Aid Revenues			4,737.00			
Elections		Federal Aid Revenues						
General Administration (other)		Sale of Acquired Property						
JUDICIARY		Other Miscellaneous Revenues			28,494.90			
Municipal Courts		Total 1968 Revenues			1,739,664.33			
PUBLIC SAFETY		Prior Years Surplus Appropriated			144,606.29			
Fire Protection		TOTAL REVENUES			1,884,270.62			
Police Protection		1968 REAL PROPERTY VALUATIONS - ASSESSED						
Civil Defense & Disaster Control		Code Class %						
Environmental Inspection & Control		1 Vacant Land 11.06			5,254,300.00			
Other Public Safety		2 Residential 72.95			34,666,450.00			
PUBLIC WORKS		3 Farm 5.15			2,446,350.00			
Streets and Drainage		4a Commercial 9.05			4,299,000.00			
Sewers and Sewage Processing		4b Industrial 1.80			857,300.00			
Garbage and Trash Disposal		4c Apartments						
Public Buildings and Grounds		Total Valuation 100.01			47,523,400.00			
Other Public Works		CAPITAL DEBT AUTHORIZED, DECEMBER 31, 1968						
HEALTH and WELFARE		ISSUED AND UNISSUED			GROSS DEBT			
Health Services Except Environmental		School			2,307,000.00			
Welfare-Public Assistance		Self-liquidating			1,800,000.00			
Hospitals, Clinics, First Aid		Other			30,875.00			
Animal, Insect, & Rodent Control		Total			4,137,875.00			
Other Welfare Services		ISSUED AND OUTSTANDING						
RECREATION and CONSERVATION		School			845,525.12			
Beaches and Boardwalks		Self-liquidating			1,800,000.00			
Parks, Playgrounds, Shade Trees		Other						
Land Reclamation & Conservation		Total			2,645,525.12			
Other Recreational Services		EQUALIZED VALUATION BASIS			50,139,388.33			
EDUCATION (excluding schools)		1968 CAPITAL OUTLAY			81,804.24			
Libraries		Beaches and Boardwalks						
Other Educational Services		Parks and Playgrounds			2,000.00			
STATUTORY EXPENDITURES		Public Buildings and Grounds			55,375.00			
Pensions & F. I. C. A.		Vehicular Equipment			5,600.00			
Employee Fringe Benefits		Streets, Roads, Sidewalks, Storm Sewers						
Other Statutory Expenditures		Sewer System						
TOTAL MUNICIPAL FUNCTIONS		Water System						
CAPITAL IMPROVEMENTS		Other Utilities						
DEBT SERVICE		Hospitals and Clinics						
Principal Payments		Garbage and Trash Disposal Facilities						
Interest Payments		Health Equipment						
Other Debt Administration		Library and Education Facilities						
DEFERRED CHARGES		Conservation and Recreation						
SCHOOL, COUNTY, SPECIAL DISTRICT TAXES		Other Expenditures			18,829.24			
RESERVE FOR UNCOLLECTED TAXES								
TOTAL EXPENDITURES								

0321		MEDFORD LAKES BORO			PER CAPITA:		PER CENT:	
Population 1960	2,876	Net Valuation Taxable	25,351,636	TAX RATE:	Gross Debt	421.26	Gross Debt	7.06
Population 1968	4,190	State Equalized Value	26,864,083	General Rate Per \$100.	Net Debt	45.34	Net Debt	.76
		Net Valuation on Which County Taxes		Effective Tax Rate	Debt Service	5.24	Tax Levy Collected	96.55
Moody Rating		are apportioned:	26,368,282	General Rate	Total Tax Levy	185.88	Tax Levy Cancelled, Abated	
Land Area	1.22 Sq. Miles	State Equalization Ratio	.9437	Municipal Functions	Municipal Functions	62.77	or Adjusted	.17
1968 EXPENDITURES		1968 REVENUES		1968 PROPERTY TAX				
GENERAL GOVERNMENT		1968 Property Taxes Collected		752,010.61	Local District School Taxes		336,234.85	
Governing Body & Public Boards		1968 Payments in Lieu of Taxes			Regional & Consolidated School Taxes		202,033.61	
Municipal Clerk		Delinquent Tax & Lien Collections		21,661.12	School Taxes in Municipal Budget			
Financial Administration	1,950.00	Business Personalty Replacement Taxes		3,912.00	County Taxes		140,120.72	
Assessment of Taxes	4,075.00	Taxes from Public Utilities		38,104.93	County Library Taxes		7,112.50	
Collection of Taxes	350.00	Other Miscellaneous Tax Revenues			Local Municipal Purpose Taxes		80,626.04	
Planning, Housing & Development	1,100.00	State Aid Revenues		1,642.00	Veteran & Senior Citizen Taxes		28,180.00	
Elections		Federal Aid Revenues			Total Taxes for Rate Computation		794,307.72	
General Administration (other)	34,300.00	Sale of Acquired Property			Special District Taxes			
JUDICIARY		Other Miscellaneous Revenues		36,514.09	Bank Stock Taxes			
Municipal Courts	1,750.00	Total 1968 Revenues		853,844.75	Added and Omitted Taxes		12,743.25	
PUBLIC SAFETY		Prior Years Surplus Appropriated		55,000.00	Total Taxes Levied		778,870.97	
Fire Protection	7,500.00	TOTAL REVENUES		908,844.75	1968 TAXES COLLECTED		752,010.61	
Police Protection	42,350.00	1968 REAL PROPERTY VALUATIONS - ASSESSED			1968 Taxes Cancelled, Abated or Adjusted		1,384.65	
Civil Defense & Disaster Control	50.00	Code Class %			Transfer To Tax Title Liens			
Environmental Inspection & Control	2,850.00	1 2.38		599,047.00	Balance Outstanding Dec. 31, 1968		28,162.73	
Other Public Safety		2 95.81		24,157,353.00	PRIOR YEARS TAXES OUTSTANDING			
PUBLIC WORKS		3 Farm 1.82		458,625.00	Balance January 1, 1968		21,896.19	
Streets and Drainage	50,900.00	4a Commercial			Collected in 1968		21,661.12	
Sewers and Sewage Processing	18,900.00	4b Industrial			Cancelled, Abated or Adjusted (1968)			
Garbage and Trash Disposal	24,750.00	4c Apartments			Transfers to Tax Title Liens			
Public Buildings and Grounds	950.00	Total Valuation 100.01		25,215,025.00	Balance December 31, 1968		235.07	
Other Public Works		CAPITAL DEBT AUTHORIZED, DECEMBER 31, 1968			TAX TITLE LIENS OUTSTANDING			
HEALTH and WELFARE		ISSUED AND UNISSUED			Balance January 1, 1968			
Health Services Except Environmental	1,600.00	GROSS DEBT			Transfers From Taxes			
Welfare-Public Assistance	2,000.00	School 1,575,113.55			Redeemed in 1968			
Hospitals, Clinics, First Aid		Self-liquidating 190,000.00		190,000.00	Cancelled, Abated or Adjusted (1968)			
Animal, Insect, & Rodent Control		Other 1,765,113.55		190,000.00	Balance December 31, 1968			
Other Welfare Services		ISSUED AND OUTSTANDING			PROPERTY ACQUIRED BY DEED OR FORECLOSURE			
RECREATION and CONSERVATION		School 1,105,525.12			Balance January 1, 1968			
Beaches and Boardwalks		Self-liquidating 190,000.00			Transfers From Liens			
Parks, Playgrounds, Shade Trees		Other 1,295,525.12			Sale for Cash (1968)			
Land Reclamation & Conservation		EQUALIZED VALUATION BASIS		24,984,683.00	Cancelled, Abated or Adjusted (1968)			
Other Recreational Services		1968 CAPITAL OUTLAY			Balance December 31, 1968			
EDUCATION (excluding schools)		Beaches and Boardwalks			CURRENT FINANCES DECEMBER 31, 1968			
Libraries		Parks and Playgrounds			ASSETS			
Other Educational Services		Public Buildings and Grounds			Cash on Hand Dec. 31, 1968		365,506.56	
STATUTORY EXPENDITURES		Vehicular Equipment			Taxes Receivable		28,397.80	
Pensions & F. I. C. A.	6,500.00	Streets, Roads, Sidewalks, Storm Sewers			Tax Title Liens			
Employee Fringe Benefits	2,800.00	Sewer System			Foreclosed Property			
Other Statutory Expenditures		Water System			Emergencies & Other Deferred Charges			
TOTAL MUNICIPAL FUNCTIONS	204,675.00	Other Utilities			State Aid Receivable		10,951.00	
CAPITAL IMPROVEMENTS	7,500.00	Hospitals and Clinics			Other Receivables		3,040.00	
DEBT SERVICE		Garbage and Trash Disposal Facilities			Total		407,895.36	
Principal Payments	15,000.00	Health Equipment			LIABILITIES			
Interest Payments	6,970.00	Library and Education Facilities			Cash Liabilities		292,903.17	
Other Debt Administration		Conservation and Recreation			Reserves For Receivables		31,437.80	
DEFERRED CHARGES	2,500.00	Other Expenditures			Surplus on Hand Dec. 31, 1968		83,554.39	
SCHOOL, COUNTY, SPECIAL DISTRICT TAXES	685,511.68				Total		407,895.36	
RESERVE FOR UNCOLLECTED TAXES	26,385.04							
TOTAL EXPENDITURES	948,531.72							

1418		MENDHAM BORO.				PER CAPITA:		PER. CENT:	
Population 1960	2,371	Net Valuation Taxable	12,458,934	TAX RATE:		Gross Debt	832.96	Gross Debt	9.94
Population 1968	3,240	State Equalized Value	31,541,605	General Rate Per \$100.		Net Debt -	77.77	Net Debt	.92
		Net Valuation on Which County Taxes		Effective Tax Rate		Debt Service		Tax Levy Collected	95.81
Moody Rating	BAA	are apportioned:	28,220,603	General Rate		Total Tax Levy	331.96	Tax Levy Cancelled, Abated	
Land Area	6.70 Sq. Miles	State Equalization Ratio	.3950	Municipal Functions		Municipal Functions	123.25	or Adjusted	.10
1968 EXPENDITURES		1968 REVENUES		1968 PROPERTY TAX					
GENERAL GOVERNMENT		1968 Property Taxes Collected		1,030,515.88		Local District School Taxes 492,251.00			
Governing Body & Public Boards		1968 Payments in Lieu of Taxes				Regional & Consolidated School Taxes 208,726.75			
Municipal Clerk	4,900.00	Delinquent Tax & Lien Collections		42,936.76		School Taxes in Municipal Budget			
Financial Administration	3,317.00	Business Personalty Replacement Taxes		25,424.00		County Taxes 109,738.87			
Assessment of Taxes	4,320.00	Taxes from Public Utilities		39,978.26		County Library Taxes 8,440.42			
Collection of Taxes	3,188.00	Other Miscellaneous Tax Revenues		2,625.00		Local Municipal Purpose Taxes 220,149.47			
Planning, Housing & Development	4,545.00	State Aid Revenues				Veteran & Senior Citizen Taxes 13,450.00			
Elections		Federal Aid Revenues				Total Taxes for Rate Computation 1,052,756.51			
General Administration (other)	23,702.00	Sale of Acquired Property				Special District Taxes			
JUDICIARY		Other Miscellaneous Revenues		13,453.79		Bank Stock Taxes			
Municipal Courts	3,555.00	Total 1968 Revenues		1,154,933.69		Added and Omitted Taxes 36,265.25			
PUBLIC SAFETY		Prior Years Surplus Appropriated		90,000.00		Total Taxes Levied 1,075,571.76			
Fire Protection	8,560.00	TOTAL REVENUES		1,244,933.69		1968 TAXES COLLECTED 1,030,515.88			
Police Protection	51,453.00	1968 REAL PROPERTY VALUATIONS - ASSESSED				1968 Taxes Cancelled, Abated or Adjusted 1,083.73			
Civil Defense & Disaster Control	2,000.00	Code Class %				Transfer To Tax Title Liens 1,090.06			
Environmental Inspection & Control	2,575.00	1 Vacant Land 6.75		821,050.00		Balance Outstanding Dec. 31, 1968 42,907.21			
Other Public Safety	25,000.00	2 Residential 71.59		8,709,525.00		PRIOR YEARS TAXES OUTSTANDING			
PUBLIC WORKS		3 Farm 10.93		1,329,025.00		Balance January 1, 1968 47,328.48			
Streets and Drainage	65,316.51	4a Commercial 9.66		1,174,575.00		Collected in 1968 42,785.45			
Sewers and Sewage Processing		4b Industrial				Cancelled, Abated or Adjusted (1968) 582.92			
Garbage and Trash Disposal	7,000.00	4c Apartments 1.08		131,050.00		Transfers to Tax Title Liens			
Public Buildings and Grounds	11,610.00	Total Valuation 100.01		12,165,225.00		Balance December 31, 1968 3,960.11			
Other Public Works		CAPITAL DEBT AUTHORIZED, DECEMBER 31, 1968				TAX TITLE LIENS OUTSTANDING			
HEALTH and WELFARE		ISSUED AND UNISSUED		NET DEBT		Balance January 1, 1968 2,788.49			
Health Services Except Environmental	7,418.00	School 1,456,800.31				Transfers From Taxes 1,090.06			
Welfare-Public Assistance	500.00	Self-liquidating 990,000.00		252,000.00		Redeemed in 1968 151.31			
Hospitals, Clinics, First Aid		Other 252,000.00		252,000.00		Cancelled, Abated or Adjusted (1968) 712.93			
Animal, Insect, & Rodent Control		Total 2,698,800.31				Balance December 31, 1968 3,014.31			
Other Welfare Services		ISSUED AND OUTSTANDING				PROPERTY ACQUIRED BY DEED OR FORECLOSURE			
RECREATION and CONSERVATION		School 1,456,800.31				Balance January 1, 1968			
Beaches and Boardwalks		Self-liquidating 990,000.00				Transfers From Liens 1,150.00			
Parks, Playgrounds, Shade Trees	13,840.00	Other 2,446,800.31				Sale for Cash (1968)			
Land Reclamation & Conservation		Total 27,142,475.33				Cancelled, Abated or Adjusted (1968)			
Other Recreational Services		1968 CAPITAL OUTLAY		4,916.45		Balance December 31, 1968 1,150.00			
EDUCATION (excluding schools)		Beaches and Boardwalks				CURRENT FINANCES DECEMBER 31, 1968			
Libraries	1,700.00	Parks and Playgrounds				ASSETS			
Other Educational Services		Public Buildings and Grounds				Cash on Hand Dec. 31, 1968 298,366.55			
STATUTORY EXPENDITURES		Vehicular Equipment				Taxes Receivable 46,867.32			
Pensions & F. I. C. A.	13,364.00	Streets, Roads, Sidewalks, Storm Sewers		4,916.45		Tax Title Liens 3,014.31			
Employee Fringe Benefits	7,615.00	Sewer System				Foreclosed Property 1,150.00			
Other Statutory Expenditures		Water System				Emergencies & Other Deferred Charges 26.51			
TOTAL MUNICIPAL FUNCTIONS	265,478.51	Other Utilities				State Aid Receivable 21,041.00			
CAPITAL IMPROVEMENTS	24,000.00	Hospitals and Clinics				Other Receivables 1,413.29			
DEBT SERVICE		Garbage and Trash Disposal Facilities				Total 371,878.98			
Principal Payments		Health Equipment				LIABILITIES			
Interest Payments		Library and Education Facilities				Cash Liabilities 63,198.37			
Other Debt Administration		Conservation and Recreation				Reserves For Receivables 52,444.92			
DEFERRED CHARGES	5,920.16	Other Expenditures				Surplus on Hand Dec. 31, 1968 256,235.69			
SCHOOL, COUNTY, SPECIAL DISTRICT TAXES	819,157.04					Total 371,878.98			
RESERVE FOR UNCOLLECTED TAXES	103,950.46								
TOTAL EXPENDITURES	1,218,506.17								

1419		MENDHAM TWP.			PER CAPITA:		PER CENT:	
Population 1960	2,256	Net Valuation Taxable	16,255,297	TAX RATE:	Gross Debt	545.66	Gross Debt	4.52
Population 1968	3,090	State Equalized Value	41,173,497	General Rate Per \$100.	Net Debt	70.06	Net Debt	.58
		Net Valuation on Which County Taxes		Effective Tax Rate	Debt Service	3.23	Tax Levy Collected	94.73
Moody Rating		are apportioned:	38,644,213	General Rate	Total Tax Levy	392.75	Tax Levy Cancelled, Abated	
Land Area	17.60 Sq. Miles	State Equalization Ratio	.3948	Municipal Functions	Municipal Functions	153.83	or Adjusted	.11
1968 EXPENDITURES		1968 REVENUES			1968 PROPERTY TAX			
GENERAL GOVERNMENT		1968 Property Taxes Collected			1,149,711.18			
Governing Body & Public Boards		1968 Payments in Lieu of Taxes			34,745.72			
Municipal Clerk		Delinquent Tax & Lien Collections			2,431.00			
Financial Administration		Business Personalty Replacement Taxes			47,666.05			
Assessment of Taxes		Taxes from Public Utilities			12,207.00			
Collection of Taxes		Other Miscellaneous Tax Revenues			21,093.28			
Planning, Housing & Development		State Aid Revenues			1,267,854.23			
Elections		Federal Aid Revenues			130,000.00			
General Administration (other)		Sale of Acquired Property			1,397,854.23			
JUDICIARY		Other Miscellaneous Revenues			Total 1968 Revenues			
Municipal Courts		Total 1968 Revenues			Prior Years Surplus Appropriated			
PUBLIC SAFETY		Prior Years Surplus Appropriated			TOTAL REVENUES			
Fire Protection		TOTAL REVENUES			1968 REAL PROPERTY VALUATIONS - ASSESSED			
Police Protection					Code Class %			
Civil Defense & Disaster Control					1 Vacant Land 11.15			
Environmental Inspection & Control					2 Residential 82.59			
Other Public Safety					3 Farm 4.34			
PUBLIC WORKS					4a Commercial 1.92			
Streets and Drainage					4b Industrial			
Sewers and Sewage Processing					4c Apartments			
Garbage and Trash Disposal					Total Valuation 100.00			
Public Buildings and Grounds					1,769,400.00			
Other Public Works					13,101,800.00			
HEALTH and WELFARE					688,600.00			
Health Services Except Environmental					303,800.00			
Welfare-Public Assistance					15,863,600.00			
Hospitals, Clinics, First Aid					CAPITAL DEBT AUTHORIZED, DECEMBER 31, 1968			
Animal, Insect, & Rodent Control					ISSUED AND UNISSUED			
Other Welfare Services					School			
RECREATION and CONSERVATION					Self-liquidating			
Beaches and Boardwalks					Other			
Parks, Playgrounds, Shade Trees					Total			
Land Reclamation & Conservation					GROSS DEBT			
Other Recreational Services					NET DEBT			
EDUCATION (excluding schools)					Balance January 1, 1968			
Libraries					Transfers From Taxes			
Other Educational Services					Redeemed in 1968			
STATUTORY EXPENDITURES					Cancelled, Abated or Adjusted (1968)			
Pensions & F. I. C. A.					Balance December 31, 1968			
Employee Fringe Benefits					PROPERTY ACQUIRED BY DEED OR FORECLOSURE			
Other Statutory Expenditures					Balance January 1, 1968			
TOTAL MUNICIPAL FUNCTIONS					Transfers From Liens			
CAPITAL IMPROVEMENTS					Sale for Cash (1968)			
DEBT SERVICE					Cancelled, Abated or Adjusted (1968)			
Principal Payments					Balance December 31, 1968			
Interest Payments					CURRENT FINANCES DECEMBER 31, 1968			
Other Debt Administration					ASSETS			
DEFERRED CHARGES					Cash on Hand Dec. 31, 1968			
SCHOOL, COUNTY, SPECIAL DISTRICT TAXES					Taxes Receivable			
RESERVE FOR UNCOLLECTED TAXES					Tax Title Liens			
TOTAL EXPENDITURES					Foreclosed Property			
					Emergencies & Other Deferred Charges			
					State Aid Receivable			
					Other Receivables			
					Total			
					LIABILITIES			
					Cash Liabilities			
					Reserves For Receivables			
					Surplus on Hand Dec. 31, 1968			
					Total			

0424		MERCHANTVILLE BORO				PER CAPITA:		PER CENT:		
Population 1960	4,075	Net Valuation Taxable	10,253,622	TAX RATE:		Gross Debt	64.28	Gross Debt	1.24	
Population 1968	4,000	State Equalized Value	24,577,233	General Rate Per \$100.		Net Debt	7.75	Net Debt	.15	
		Net Valuation on Which County Taxes are apportioned:	22,036,734	Effective Tax Rate		Debt Service	1.43	Tax Levy Collected	99.04	
Moody Rating				General Rate		Total Tax Levy	189.43	Tax Levy Cancelled, Abated or Adjusted	.01	
Land Area	.63 Sq. Miles	State Equalization Ratio	.4172	Municipal Functions		Municipal Functions	98.75			
1968 EXPENDITURES		1968 REVENUES				1968 PROPERTY TAX				
GENERAL GOVERNMENT		1968 Property Taxes Collected				Local District School Taxes				
Governing Body & Public Boards		1968 Payments in Lieu of Taxes				Regional & Consolidated School Taxes				
Municipal Clerk		Delinquent Tax & Lien Collections				School Taxes in Municipal Budget				
Financial Administration		4,700.00	Business Personalty Replacement Taxes				County Taxes			
Assessment of Taxes		7,772.74	Taxes from Public Utilities				County Library Taxes			
Collection of Taxes		2,967.00	Other Miscellaneous Tax Revenues				Local Municipal Purpose Taxes			
Planning, Housing & Development		850.00	State Aid Revenues				Veteran & Senior Citizen Taxes			
Elections		855.00	Federal Aid Revenues				Total Taxes for Rate Computation			
General Administration (other)		32,551.32	Sale of Acquired Property				Special District Taxes			
JUDICIARY			Other Miscellaneous Revenues				Bank Stock Taxes			
Municipal Courts		1,665.00	Total 1968 Revenues				Added and Omitted Taxes			
PUBLIC SAFETY			Prior Years Surplus Appropriated				Total Taxes Levied			
Fire Protection		15,700.00	TOTAL REVENUES				1968 TAXES COLLECTED			
Police Protection		101,423.79					1968 Taxes Cancelled, Abated or Adjusted			
Civil Defense & Disaster Control		165.00					Transfer To Tax Title Liens			
Environmental Inspection & Control		810.00					Balance Outstanding Dec. 31, 1968			
Other Public Safety			1968 REAL PROPERTY VALUATIONS - ASSESSED							
PUBLIC WORKS			Code	Class	%					
Streets and Drainage		57,169.70	1	Vacant Land	.91	82,525.00				
Sewers and Sewage Processing		41,451.62	2	Residential	77.41	6,981,875.00	PRIOR YEARS TAXES OUTSTANDING			
Garbage and Trash Disposal		18,660.00	3	Farm		1,284,050.00	Balance January 1, 1968			
Public Buildings and Grounds		14,380.00	4a	Commercial	14.24	671,400.00	Collected in 1968			
Other Public Works			4b	Industrial		9,019,850.00	Cancelled, Abated or Adjusted (1968)			
HEALTH and WELFARE			4c	Apartments	7.44		Transfers to Tax Title Liens			
Health Services Except Environmental		2,230.00	Total Valuation 100.00.				Balance December 31, 1968			
Welfare-Public Assistance		450.00	CAPITAL DEBT AUTHORIZED, DECEMBER 31, 1968				TAX TITLE LIENS OUTSTANDING			
Hospitals, Clinics, First Aid			ISSUED AND UNISSUED				Balance January 1, 1968			
Animal, Insect, & Rodent Control			GROSS DEBT				Transfers From Taxes			
Other Welfare Services			School				Redeemed in 1968			
RECREATION and CONSERVATION			Self-liquidating				Cancelled, Abated or Adjusted (1968)			
Beaches and Boardwalks			Other				Balance December 31, 1968			
Parks, Playgrounds, Shade Trees		13,236.30	Total				PROPERTY ACQUIRED BY DEED OR FORECLOSURE			
Land Reclamation & Conservation			ISSUED AND OUTSTANDING				Balance January 1, 1968			
Other Recreational Services		4,349.53	School				Transfers From Liens			
EDUCATION (excluding schools)			Self-liquidating				Sale for Cash (1968)			
Libraries			Other				Cancelled, Abated or Adjusted (1968)			
Other Educational Services			Total				Balance December 31, 1968			
STATUTORY EXPENDITURES			EQUALIZED VALUATION BASIS				CURRENT FINANCES DECEMBER 31, 1968			
Pensions & F. I. C. A.		25,248.00	1968 CAPITAL OUTLAY				ASSETS			
Employee Fringe Benefits		4,700.00	Beaches and Boardwalks				Cash on Hand Dec. 31, 1968			
Other Statutory Expenditures			Parks and Playgrounds				Taxes Receivable			
TOTAL MUNICIPAL FUNCTIONS		351,335.00	Public Buildings and Grounds				Tax Title Liens			
CAPITAL IMPROVEMENTS		8,000.00	Vehicular Equipment				Foreclosed Property			
DEBT SERVICE			Streets, Roads, Sidewalks, Storm Sewers				Emergencies & Other Deferred Charges			
Principal Payments		5,000.00	Sewer System				State Aid Receivable			
Interest Payments		753.75	Water System				Other Receivables			
Other Debt Administration			Other Utilities				Total			
DEFERRED CHARGES		2,500.00	Hospitals and Clinics				LIABILITIES			
SCHOOL, COUNTY, SPECIAL DISTRICT TAXES		562,004.31	Garbage and Trash Disposal Facilities				Cash Liabilities			
RESERVE FOR UNCOLLECTED TAXES		27,411.25	Health Equipment				Reserves For Receivables			
			Library and Education Facilities				Surplus on Hand Dec. 31, 1968			
TOTAL EXPENDITURES		957,004.31	Conservation and Recreation				Total			
			Other Expenditures							

1210		METUCHEN BORO			PER CAPITA:		PER CENT:	
Population 1960	14,041	Net Valuation Taxable	46,232,139	TAX RATE:	Gross Debt	349.29	Gross Debt	5.99
Population 1968	17,130	State Equalized Value	105,001,451	General Rate Per \$100.	Net Debt	173.38	Net Debt	2.97
		Net Valuation on Which County Taxes		Effective Tax Rate	Debt Service	11.41	Tax Levy Collected	97.55
Moody Rating	A	are apportioned:	111,610,264	General Rate	Total Tax Levy	212.61	Tax Levy Cancelled, Abated	
Land Area	2.80 Sq. Miles	State Equalization Ratio	.4403	Municipal Functions	Municipal Functions	97.46	or Adjusted	.06
1968 EXPENDITURES		1968 REVENUES			1968 PROPERTY TAX			
GENERAL GOVERNMENT								
Governing Body & Public Boards	250.00	1968 Property Taxes Collected			Local District School Taxes			
Municipal Clerk		1968 Payments In Lieu of Taxes			Regional & Consolidated School Taxes			
Financial Administration	3,667.00	Delinquent Tax & Lien Collections			School Taxes In Municipal Budget			
Assessment of Taxes	7,600.00	Business Personalty Replacement Taxes			County Taxes			
Collection of Taxes	23,536.30	Taxes from Public Utilities			County Library Taxes			
Planning, Housing & Development	8,800.00	Other Miscellaneous Tax Revenues			Local Municipal Purpose Taxes			
Elections	4,100.00	State Aid Revenues			Veteran & Senior Citizen Taxes			
General Administration (other)	86,598.00	Federal Aid Revenues			Total Taxes for Rate Computation			
JUDICIARY		Sale of Acquired Property			Special District Taxes			
Municipal Courts	10,900.00	Other Miscellaneous Revenues			Bank Stock Taxes			
PUBLIC SAFETY		Total 1968 Revenues			Added and Omitted Taxes			
Fire Protection	63,705.00	Prior Years Surplus Appropriated			Total Taxes Levied			
Police Protection	303,000.00	TOTAL REVENUES			1968 TAXES COLLECTED			
Civil Defense & Disaster Control	3,000.00				1968 Taxes Cancelled, Abated or Adjusted			
Environmental Inspection & Control	7,780.00				Transfer To Tax Title Liens			
Other Public Safety					Balance Outstanding Dec. 31, 1968			
PUBLIC WORKS		1968 REAL PROPERTY VALUATIONS - ASSESSED						
Streets and Drainage	145,397.80							
Sewers and Sewage Processing	145,596.20							
Garbage and Trash Disposal	117,106.00							
Public Buildings and Grounds	27,000.00							
Other Public Works								
HEALTH and WELFARE								
Health Services Except Environmental	16,950.00							
Welfare-Public Assistance	8,805.00							
Hospitals, Clinics, First Aid	5,000.00							
Animal, Insect, & Rodent Control								
Other Welfare Services								
RECREATION and CONSERVATION								
Beaches and Boardwalks	30,920.00							
Parks, Playgrounds, Shade Trees								
Land Reclamation & Conservation	36,600.00							
Other Recreational Services								
EDUCATION (excluding schools)								
Libraries	53,900.00							
Other Educational Services								
STATUTORY EXPENDITURES								
Pensions & F. I. C. A.	83,900.00							
Employee Fringe Benefits	44,305.00							
Other Statutory Expenditures								
TOTAL MUNICIPAL FUNCTIONS	1,238,416.30							
CAPITAL IMPROVEMENTS	50,000.00							
DEBT SERVICE								
Principal Payments	131,000.00							
Interest Payments	64,482.70							
Other Debt Administration								
DEFERRED CHARGES	28,719.40							
SCHOOL, COUNTY, SPECIAL DISTRICT TAXES	2,749,472.09							
RESERVE FOR UNCOLLECTED TAXES	157,000.00							
TOTAL EXPENDITURES	4,419,090.49							

0506		MIDDLE TWP			PER CAPITA:		PER CENT:	
Population 1960	6,718	Net Valuation Taxable	40,074,110	TAX RATE:	Gross Debt	249.41	Gross Debt	4.68
Population 1968	7,650	State Equalized Value	44,482,306	General Rate Per \$100.	Net Debt	36.19	Net Debt	.67
		Net Valuation on Which County Taxes		Effective Tax Rate	Debt Service	.39	Tax Levy Collected	88.34
Moody Rating		are apportioned:	44,367,850	General Rate	Total Tax Levy	156.28	Tax Levy Cancelled, Abated	
Land Area	73.89 Sq. Miles	State Equalization Ratio	.9009	Municipal Functions	Municipal Functions	79.96	or Adjusted	.17
1968 EXPENDITURES		1968 REVENUES			1968 PROPERTY TAX			
GENERAL GOVERNMENT		1968 Property Taxes Collected			Local District School Taxes			
Governing Body & Public Boards		1968 Payments in Lieu of Taxes			Regional & Consolidated School Taxes			
Municipal Clerk		Delinquent Tax & Lien Collections			School Taxes in Municipal Budget			
Financial Administration	9,700.00	Business Personalty Replacement Taxes			County Taxes			
Assessment of Taxes	16,000.00	Taxes from Public Utilities			County Library Taxes			
Collection of Taxes	40,950.00	Other Miscellaneous Tax Revenues			Local Municipal Purpose Taxes			
Planning, Housing & Development	5,050.00	State Aid Revenues			Veteran & Senior Citizen Taxes			
Elections	2,500.00	Federal Aid Revenues			Total Taxes for Rate Computation			
General Administration (other)	45,250.00	Sale of Acquired Property			Special District Taxes			
JUDICIARY		Other Miscellaneous Revenues			Bank Stock Taxes			
Municipal Courts	8,400.00	Total 1968 Revenues			Added and Omitted Taxes			
PUBLIC SAFETY		Prior Years Surplus Appropriated			Total Taxes Levied			
Fire Protection		TOTAL REVENUES			1968 TAXES COLLECTED			
Police Protection	68,875.00				1968 Taxes Cancelled, Abated or Adjusted			
Civil Defense & Disaster Control	2,900.00				Transfer To Tax Title Liens			
Environmental Inspection & Control					Balance Outstanding Dec. 31, 1968			
Other Public Safety								
PUBLIC WORKS		1968 REAL PROPERTY VALUATIONS - ASSESSED			PRIOR YEARS TAXES OUTSTANDING			
Streets and Drainage	108,869.99	Code Class %			Balance January 1, 1968			
Sewers and Sewage Processing		1 Vacant Land 14.05			Collected in 1968			
Garbage and Trash Disposal	63,650.00	2 Residential 65.34			Cancelled, Abated or Adjusted (1968)			
Public Buildings and Grounds	15,420.00	3 Farm 1.42			Transfers to Tax Title Liens			
Other Public Works		4a Commercial 16.90			Balance December 31, 1968			
HEALTH and WELFARE		4b Industrial 2.08						
Health Services Except Environmental	2,450.00	4c Apartments .20			TAX TITLE LIENS OUTSTANDING			
Welfare-Public Assistance	5,590.00	Total Valuation 99.99			Balance January 1, 1968			
Hospitals, Clinics, First Aid					Transfers From Taxes			
Animal, Insect, & Rodent Control	9,300.00				Redeemed in 1968			
Other Welfare Services					Cancelled, Abated or Adjusted (1968)			
RECREATION and CONSERVATION					Balance December 31, 1968			
Beaches and Boardwalks					PROPERTY ACQUIRED BY DEED OR			
Parks, Playgrounds, Shade Trees	4,250.00				FORECLOSURE			
Land Reclamation & Conservation					Balance January 1, 1968			
Other Recreational Services	100.00				Transfers From Liens			
EDUCATION (excluding schools)					Sale for Cash (1968)			
Libraries					Cancelled, Abated or Adjusted (1968)			
Other Educational Services					Balance December 31, 1968			
STATUTORY EXPENDITURES					CURRENT FINANCES DECEMBER 31, 1968			
Pensions & F. I. C. A.	19,002.66				ASSETS			
Employee Fringe Benefits	6,300.00				Cash on Hand Dec. 31, 1968			
Other Statutory Expenditures					Taxes Receivable			
TOTAL MUNICIPAL FUNCTIONS	434,557.65				Tax Title Liens			
CAPITAL IMPROVEMENTS	5,000.00				Foreclosed Property			
DEBT SERVICE					Emergencies & Other Deferred Charges			
Principal Payments					State Aid Receivable			
Interest Payments	3,000.00				Other Receivables			
Other Debt Administration					Total			
DEFERRED CHARGES	20,857.44				LIABILITIES			
SCHOOL, COUNTY, SPECIAL DISTRICT TAXES	1,078,470.60				Cash Liabilities			
RESERVE FOR UNCOLLECTED TAXES	148,299.91				Reserves For Receivables			
TOTAL EXPENDITURES	1,690,185.60				Surplus on Hand Dec. 31, 1968			
					Total			

1211		MIDDLESEX BORO				PER CAPITA:		PER CENT:		
Population 1960	10,520	Net Valuation Taxable	43,655,350	TAX RATE:		Gross Debt	256.05	Gross Debt	4.46	
Population 1968	14,190	State Equalized Value	89,604,577	General Rate Per \$100.	6.42	Net Debt	59.04	Net Debt	1.03	
		Net Valuation on Which County Taxes		Effective Tax Rate		Debt Service	4.58	Tax Levy Collected	97.59	
Moody Rating	BAA	are apportioned:	91,501,700	General Rate	3.12	Total Tax Levy	200.07	Tax Levy Cancelled, Abated		
Land Area	3.60 Sq. Miles	State Equalization Ratio	.4872	Municipal Functions	1.48	Municipal Functions	93.54	or Adjusted		
1968 EXPENDITURES		1968 REVENUES			1968 PROPERTY TAX					
GENERAL GOVERNMENT		1968 Property Taxes Collected			2,770,863.88		Local District School Taxes			1,768,437.91
Governing Body & Public Boards		1968 Payments in Lieu of Taxes			33,515.74		Regional & Consolidated School Taxes			
Municipal Clerk		Delinquent Tax & Lien Collections			70,711.36		School Taxes in Municipal Budget			
Financial Administration		5,000.00	Business Personalty Replacement Taxes			156,703.00	County Taxes			472,548.36
Assessment of Taxes		15,083.00	Taxes from Public Utilities			226,213.38	County Library Taxes			
Collection of Taxes		28,179.00	Other Miscellaneous Tax Revenues				Local Municipal Purpose Taxes			478,650.84
Planning, Housing & Development		6,585.00	State Aid Revenues			9,206.95	Veteran & Senior Citizen Taxes			82,620.00
Elections		2,000.00	Federal Aid Revenues				Total Taxes for Rate Computation			2,802,257.11
General Administration (other)		101,342.00	Sale of Acquired Property				Special District Taxes			
JUDICIARY			Other Miscellaneous Revenues			138,988.55	Bank Stock Taxes			1,349.16
Municipal Courts		9,770.00	Total 1968 Revenues			3,406,202.86	Added and Omitted Taxes			118,105.53
PUBLIC SAFETY			Prior Years Surplus Appropriated			300,000.00	Total Taxes Levied			2,839,091.80
Fire Protection		48,902.00	TOTAL REVENUES			3,706,202.86	1968 TAXES COLLECTED			2,770,863.88
Police Protection		237,715.00	1968 REAL PROPERTY VALUATIONS - ASSESSED				1968 Taxes Cancelled, Abated or Adjusted			
Civil Defense & Disaster Control		4,500.00	Code Class %				Transfer To Tax Title Liens			
Environmental Inspection & Control		5,950.00	1 Vacant Land 2.93			1,269,000.00	Balance Outstanding Dec. 31, 1968			69,577.08
Other Public Safety			2 Residential 68.04			29,425,900.00	PRIOR YEARS TAXES OUTSTANDING			
PUBLIC WORKS			3 Farm .70			302,750.00	Balance January 1, 1968			73,018.07
Streets and Drainage		134,404.00	4a Commercial 7.29			3,154,150.00	Collected in 1968			67,730.75
Sewers and Sewage Processing		110,481.00	4b Industrial 16.92			7,317,850.00	Cancelled, Abated or Adjusted (1968)			
Garbage and Trash Disposal		70,474.00	4c Apartments 4.11			1,778,700.00	Transfers to Tax Title Liens			
Public Buildings and Grounds		14,813.00	Total Valuation 99.99			43,248,350.00	Balance December 31, 1968			5,287.32
Other Public Works			CAPITAL DEBT AUTHORIZED, DECEMBER 31, 1968				TAX TITLE LIENS OUTSTANDING			
HEALTH and WELFARE			ISSUED AND UNISSUED				Balance January 1, 1968			13,163.94
Health Services Except Environmental		12,350.00	GROSS DEBT			2,582,000.00	Transfers From Taxes			
Welfare-Public Assistance		2,850.00	School			219,000.00	Redeemed in 1968			2,980.61
Hospitals, Clinics, First Aid			Self-liquidating			832,400.00	Cancelled, Abated or Adjusted (1968)			
Animal, Insect, & Rodent Control			Other			3,633,400.00	Balance December 31, 1968			10,183.33
Other Welfare Services			Total				PROPERTY ACQUIRED BY DEED OR FORECLOSURE			
RECREATION and CONSERVATION			ISSUED AND OUTSTANDING				Balance January 1, 1968			59,240.50
Beaches and Boardwalks			School			2,582,000.00	Transfers From Liens			
Parks, Playgrounds, Shade Trees		30,498.00	Self-liquidating			219,000.00	Sale for Cash (1968)			
Land Reclamation & Conservation			Other			734,820.00	Cancelled, Abated or Adjusted (1968)			
Other Recreational Services		31,485.00	Total			3,535,820.00	Balance December 31, 1968			59,240.50
EDUCATION (excluding schools)			EQUALIZED VALUATION BASIS			81,296,808.67	CURRENT FINANCES DECEMBER 31, 1968			
Libraries		50,000.00	1968 CAPITAL OUTLAY			89,793.26	ASSETS			
Other Educational Services			Beaches and Boardwalks			21,160.03	Cash on Hand Dec. 31, 1968			686,817.81
STATUTORY EXPENDITURES			Parks and Playgrounds			600.00	Taxes Receivable			74,864.40
Pensions & F. I. C. A.		49,263.00	Public Buildings and Grounds			20,508.84	Tax Title Liens			10,183.33
Employee Fringe Benefits		35,100.00	Vehicular Equipment			41,190.54	Foreclosed Property			59,240.50
Other Statutory Expenditures			Streets, Roads, Sidewalks, Storm Sewers			3,061.85	Emergencies & Other Deferred Charges			6,000.00
TOTAL MUNICIPAL FUNCTIONS		1,006,744.00	Sewer System				State Aid Receivable			73,311.00
CAPITAL IMPROVEMENTS		60,500.00	Water System				Other Receivables			
DEBT SERVICE			Other Utilities				Total			910,417.04
Principal Payments		35,000.00	Hospitals and Clinics				LIABILITIES			
Interest Payments		30,000.00	Garbage and Trash Disposal Facilities				Cash Liabilities			172,464.95
Other Debt Administration			Health Equipment				Reserves For Receivables			144,288.23
DEFERRED CHARGES		31,147.00	Library and Education Facilities				Surplus on Hand Dec. 31, 1968			593,663.86
SCHOOL, COUNTY, SPECIAL DISTRICT TAXES		2,240,986.27	Conservation and Recreation			3,272.00	Total			910,417.04
RESERVE FOR UNCOLLECTED TAXES		164,000.00	Other Expenditures							
TOTAL EXPENDITURES		3,568,377.27								

1331		MIDDLETOWN TWP			PER CAPITA:		PER CENT:		
Population 1960	39,675	Net Valuation Taxable	255,704,261	TAX RATE:	Gross Debt	306.23	Gross Debt	5.22	
Population 1968	50,650	State Equalized Value	321,924,034	General Rate Per \$100.	Net Debt	90.22	Net Debt	1.53	
		Net Valuation on Which County Taxes are apportioned:	315,570,087	Effective Tax Rate	Debt Service	5.79	Tax Levy Collected	94.10	
Moody Rating	BA			General Rate	Total Tax Levy	213.02	Tax Levy Cancelled, Abated or Adjusted		
Land Area	38.20 Sq. Miles	State Equalization Ratio	.7943	Municipal Functions	Municipal Functions	84.60			
1968 EXPENDITURES		1968 REVENUES			1968 PROPERTY TAX				
GENERAL GOVERNMENT									
Governing Body & Public Boards	3,700.00	1968 Property Taxes Collected			10,153,434.10	Local District School Taxes			6,729,583.75
Municipal Clerk		1968 Payments in Lieu of Taxes			13,528.99	Regional & Consolidated School Taxes			
Financial Administration	28,892.25	Delinquent Tax & Lien Collections			476,439.09	School Taxes in Municipal Budget			
Assessment of Taxes	183,932.00	Business Personalty Replacement Taxes			113,495.00	County Taxes			1,854,558.55
Collection of Taxes	63,171.00	Taxes from Public Utilities			704,217.47	County Library Taxes			
Planning, Housing & Development	16,430.00	Other Miscellaneous Tax Revenues				Local Municipal Purpose Taxes			1,790,201.45
Elections	12,012.13	State Aid Revenues			40,161.37	Veteran & Senior Citizen Taxes			288,520.00
General Administration (other)	248,602.97	Federal Aid Revenues				Total Taxes for Rate Computation			10,662,863.75
JUDICIARY		Sale of Acquired Property			8,325.00	Special District Taxes			223,029.75
Municipal Courts	33,243.00	Other Miscellaneous Revenues			395,470.96	Bank Stock Taxes			7,717.65
PUBLIC SAFETY		Total 1968 Revenues			11,905,071.98	Added and Omitted Taxes			184,477.79
Fire Protection	141,464.63	Prior Years Surplus Appropriated			850,000.00	Total Taxes Levied			10,789,568.94
Police Protection	689,323.97	TOTAL REVENUES			12,755,071.98	1968 TAXES COLLECTED			10,153,434.10
Civil Defense & Disaster Control	12,400.00					1968 Taxes Cancelled, Abated or Adjusted			
Environmental Inspection & Control	64,500.00	1968 REAL PROPERTY VALUATIONS - ASSESSED				Transfer To Tax Title Liens			
Other Public Safety	2,500.00	Code Class %				Balance Outstanding Dec. 31, 1968			636,134.84
PUBLIC WORKS		1 Vacant Land 1.97			1,371,350.00	PRIOR YEARS TAXES OUTSTANDING			
Streets and Drainage	729,302.00	2 Residential 82.70			57,586,650.00	Balance January 1, 1968			484,199.65
Sewers and Sewage Processing	50,000.00	3 Farm .29			199,800.00	Collected in 1968			462,191.48
Garbage and Trash Disposal	19,696.00	4a Commercial 4.36			3,037,800.00	Cancelled, Abated or Adjusted (1968)			
Public Buildings and Grounds	49,817.58	4b Industrial 8.08			5,627,300.00	Transfers to Tax Title Liens			
Other Public Works		4c Apartments 2.60			1,810,500.00	Balance December 31, 1968			22,008.17
HEALTH and WELFARE		Total Valuation 100.00%			69,633,400.00	TAX TITLE LIENS OUTSTANDING			
Health Services Except Environmental	96,147.40	CAPITAL DEBT AUTHORIZED, DECEMBER 31, 1968				Balance January 1, 1968			82,546.99
Welfare-Public Assistance	39,990.00	ISSUED AND UNISSUED			GROSS DEBT	Transfers From Taxes			
Hospitals, Clinics, First Aid	6,000.00	School			10,941,000.00	Redeemed in 1968			14,247.61
Animal, Insect, & Rodent Control	8,727.60	Self-liquidating			4,569,835.43	Cancelled, Abated or Adjusted (1968)			
Other Welfare Services		Other			15,510,835.43	Balance December 31, 1968			68,299.38
RECREATION and CONSERVATION		Total				PROPERTY ACQUIRED BY DEED OR FORECLOSURE			
Beaches and Boardwalks	28,168.00	ISSUED AND OUTSTANDING				Balance January 1, 1968			114,784.07
Parks, Playgrounds, Shade Trees	5,350.00	School			10,941,000.00	Transfers From Liens			
Land Reclamation & Conservation		Self-liquidating			3,114,000.00	Sale for Cash (1968)			8,325.00
Other Recreational Services	137,849.00	Other			14,055,000.00	Cancelled, Abated or Adjusted (1968)			
EDUCATION (excluding schools)		Total				Balance December 31, 1968			106,459.07
Libraries	135,000.00	EQUALIZED VALUATION BASIS			297,135,569.33	CURRENT FINANCES DECEMBER 31, 1968			
Other Educational Services		1968 CAPITAL OUTLAY			629,119.30	ASSETS			
STATUTORY EXPENDITURES		Beaches and Boardwalks			112,043.46	Cash on Hand Dec. 31, 1968			4,012,915.14
Pensions & F. I. C. A.	129,418.17	Parks and Playgrounds			17,822.83	Taxes Receivable			658,143.01
Employee Fringe Benefits	126,973.30	Public Buildings and Grounds			166,908.73	Tax Title Liens			68,299.38
Other Statutory Expenditures		Vehicular Equipment				Foreclosed Property			106,459.07
TOTAL MUNICIPAL FUNCTIONS	3,062,611.00	Streets, Roads, Sidewalks, Storm Sewers			326,424.37	Emergencies & Other Deferred Charges			204,077.00
CAPITAL IMPROVEMENTS	151,500.00	Sewer System				State Aid Receivable			213,412.00
DEBT SERVICE		Water System				Other Receivables			274,006.06
Principal Payments	165,000.00	Other Utilities				Total			5,537,311.66
Interest Payments	128,290.00	Hospitals and Clinics				LIABILITIES			
Other Debt Administration		Garbage and Trash Disposal Facilities				Cash Liabilities			3,558,894.51
DEFERRED CHARGES	57,509.00	Health Equipment				Reserves For Receivables			1,106,907.52
SCHOOL, COUNTY, SPECIAL DISTRICT TAXES	8,807,172.05	Library and Education Facilities				Surplus on Hand Dec. 31, 1968			871,509.63
RESERVE FOR UNCOLLECTED TAXES	720,571.10	Conservation and Recreation				Total			5,537,311.66
TOTAL EXPENDITURES	13,092,653.15	Other Expenditures			5,919.91				

0235		MIDLAND PARK BORO				PER CAPITA:		PER CENT:	
Population 1960	7,543	Net Valuation Taxable	49,839,100	TAX RATE:		Gross Debt	538.27	Gross Debt	8.18
Population 1968	8,440	State Equalized Value	58,434,869	General Rate Per \$100.		Net Debt	426.54	Net Debt	6.48
		Net Valuation on Which County Taxes are apportioned:	58,338,524	Effective Tax Rate		Debt Service	2.78	Tax Levy Collected	99.15
Moody Rating				General Rate		Total Tax Levy	214.40	Tax Levy Cancelled, Abated or Adjusted	.07
Land Area	1.69 Sq. Miles	State Equalization Ratio	.8529	Municipal Functions		Municipal Functions	71.61		
1968 EXPENDITURES		1968 REVENUES				1968 PROPERTY TAX			
GENERAL GOVERNMENT		1968 Property Taxes Collected				Local District School Taxes			
Governing Body & Public Boards		1968 Payments in Lieu of Taxes				Regional & Consolidated School Taxes			
Municipal Clerk		Delinquent Tax & Lien Collections				School Taxes in Municipal Budget			
Financial Administration		Business Personalty Replacement Taxes				County Taxes			
Assessment of Taxes		Taxes from Public Utilities				County Library Taxes			
Collection of Taxes		Other Miscellaneous Tax Revenues				Local Municipal Purpose Taxes			
Planning, Housing & Development		State Aid Revenues				Veteran & Senior Citizen Taxes			
Elections		Federal Aid Revenues				Total Taxes for Rate Computation			
General Administration (other)		Sale of Acquired Property				Special District Taxes			
JUDICIARY		Other Miscellaneous Revenues				Bank Stock Taxes			
Municipal Courts		Total 1968 Revenues				Added and Omitted Taxes			
PUBLIC SAFETY		Prior Years Surplus Appropriated				Total Taxes Levied			
Fire Protection		TOTAL REVENUES				1968 TAXES COLLECTED			
Police Protection		1968 REAL PROPERTY VALUATIONS - ASSESSED				1968 Taxes Cancelled, Abated or Adjusted			
Civil Defense & Disaster Control		Code Class %				Transfer To Tax Title Liens			
Environmental Inspection & Control		1 Vacant Land 1.10				Balance Outstanding Dec. 31, 1968			
Other Public Safety		2 Residential 80.46				PRIOR YEARS TAXES OUTSTANDING			
PUBLIC WORKS		3 Farm				Balance January 1, 1968			
Streets and Drainage		4a Commercial 10.00				Collected in 1968			
Sewers and Sewage Processing		4b Industrial 7.29				Cancelled, Abated or Adjusted (1968)			
Garbage and Trash Disposal		4c Apartments 1.15				Transfers to Tax Title Liens			
Public Buildings and Grounds		Total Valuation 100.00				Balance December 31, 1968			
Other Public Works		CAPITAL DEBT AUTHORIZED, DECEMBER 31, 1968				TAX TITLE LIENS OUTSTANDING			
HEALTH and WELFARE		ISSUED AND UNISSUED				Balance January 1, 1968			
Health Services Except Environmental		School				Transfers From Taxes			
Welfare-Public Assistance		Self-liquidating				Redeemed in 1968			
Hospitals, Clinics, First Aid		Other				Cancelled, Abated or Adjusted (1968)			
Animal, Insect, & Rodent Control		Total				Balance December 31, 1968			
Other Welfare Services		ISSUED AND OUTSTANDING				PROPERTY ACQUIRED BY DEED OR FORECLOSURE			
RECREATION and CONSERVATION		School				Balance January 1, 1968			
Beaches and Boardwalks		Self-liquidating				Transfers From Liens			
Parks, Playgrounds, Shade Trees		Other				Sale for Cash (1968)			
Land Reclamation & Conservation		Total				Cancelled, Abated or Adjusted (1968)			
Other Recreational Services		EQUALIZED VALUATION BASIS				Balance December 31, 1968			
EDUCATION (excluding schools)		1968 CAPITAL OUTLAY				CURRENT FINANCES DECEMBER 31, 1968			
Libraries		Beaches and Boardwalks				ASSETS			
Other Educational Services		Parks and Playgrounds				Cash on Hand Dec. 31, 1968			
STATUTORY EXPENDITURES		Public Buildings and Grounds				Taxes Receivable			
Pensions & F. I. C. A.		Vehicular Equipment				Tax Title Liens			
Employee Fringe Benefits		Streets, Roads, Sidewalks, Storm Sewers				Foreclosed Property			
Other Statutory Expenditures		Sewer System				Emergencies & Other Deferred Charges			
TOTAL MUNICIPAL FUNCTIONS		Water System				State Aid Receivable			
CAPITAL IMPROVEMENTS		Other Utilities				Other Receivables			
DEBT SERVICE		Hospitals and Clinics				Total			
Principal Payments		Garbage and Trash Disposal Facilities				LIABILITIES			
Interest Payments		Health Equipment				Cash Liabilities			
Other Debt Administration		Library and Education Facilities				Reserves For Receivables			
DEFERRED CHARGES		Conservation and Recreation				Surplus on Hand Dec. 31, 1968			
SCHOOL, COUNTY, SPECIAL DISTRICT TAXES		Other Expenditures				Total			
RESERVE FOR UNCOLLECTED TAXES									
TOTAL EXPENDITURES									

1020
Population 1960 1,114
Population 1968 1,370

Moody Rating
Land Area 1.30 Sq. Miles

Net Valuation Taxable 14,025,900
State Equalized Value 12,261,473
Net Valuation on Which County Taxes
are apportioned: 18,776,855
State Equalization Ratio 1.1439

MILFORD BORO

TAX RATE:
General Rate Per \$100. 2.62
Effective Tax Rate
General Rate 2.99
Municipal Functions 1.38

PER CAPITA:

Gross Debt 856.42
Net Debt 729.92
Debt Service 1.82
Total Tax Levy 265.57
Municipal Functions 123.62

PER CENT:

Gross Debt 10.50
Net Debt 8.95
Tax Levy Collected 93.87
Tax Levy Cancelled, Abated
or Adjusted .04

1968 EXPENDITURES		1968 REVENUES		1968 PROPERTY TAX	
GENERAL GOVERNMENT		1968 Property Taxes Collected		Local District School Taxes	
Governing Body & Public Boards		1968 Payments in Lieu of Taxes		Regional & Consolidated School Taxes	
Municipal Clerk	2,000.00	Delinquent Tax & Lien Collections		School Taxes in Municipal Budget	
Financial Administration	2,000.00	Business Personalty Replacement Taxes		County Taxes	
Assessment of Taxes	1,550.00	Taxes from Public Utilities		County Library Taxes	
Collection of Taxes	2,000.00	Other Miscellaneous Tax Revenues		Local Municipal Purpose Taxes	
Planning, Housing & Development		State Aid Revenues		Veteran & Senior Citizen Taxes	
Elections		Federal Aid Revenues		Total Taxes for Rate Computation	
General Administration (other)	21,000.00	Sale of Acquired Property		Special District Taxes	
JUDICIARY		Other Miscellaneous Revenues		Bank Stock Taxes	
Municipal Courts	1,550.00	Total 1968 Revenues		Added and Omitted Taxes	
PUBLIC SAFETY		Prior Years Surplus Appropriated		Total Taxes Levied	
Fire Protection	11,500.00	TOTAL REVENUES		1968 TAXES COLLECTED	
Police Protection	19,200.00	1968 REAL PROPERTY VALUATIONS - ASSESSED		1968 Taxes Cancelled, Abated or Adjusted	
Civil Defense & Disaster Control	600.00	Code	Class	%	Transfer To Tax Title Liens
Environmental Inspection & Control	700.00	1	Vacant Land	1.12	Balance Outstanding Dec. 31, 1968
Other Public Safety		2	Residential	32.07	
PUBLIC WORKS		3	Farm	.56	
Streets and Drainage	24,300.00	4a	Commercial	6.15	
Sewers and Sewage Processing		4b	Industrial	60.11	
Garbage and Trash Disposal	7,800.00	4c	Apartments		
Public Buildings and Grounds	3,300.00	Total Valuation		100.01	
Other Public Works					
HEALTH and WELFARE		CAPITAL DEBT AUTHORIZED, DECEMBER 31, 1968			
Health Services Except Environmental	3,200.00	ISSUED AND UNISSUED		TAX TITLE LIENS OUTSTANDING	
Welfare-Public Assistance	325.00	GROSS DEBT		Balance January 1, 1968	
Hospitals, Clinics, First Aid		153,305.67		Transfers From Taxes	
Animal, Insect, & Rodent Control		20,000.00		Redeemed in 1968	
Other Welfare Services		1,000,000.00		Cancelled, Abated or Adjusted (1968)	
RECREATION and CONSERVATION		1,173,305.67		Balance December 31, 1968	
Beaches and Boardwalks		ISSUED AND OUTSTANDING		PROPERTY ACQUIRED BY DEED OR FORECLOSURE	
Parks, Playgrounds, Shade Trees	2,500.00	School		Balance January 1, 1968	
Land Reclamation & Conservation		Self-liquidating		Transfers From Liens	
Other Recreational Services		Other		Sale for Cash (1968)	
EDUCATION (excluding schools)		Total		Cancelled, Abated or Adjusted (1968)	
Libraries	8,500.00			Balance December 31, 1968	
Other Educational Services	25,000.00			CURRENT FINANCES DECEMBER 31, 1968	
STATUTORY EXPENDITURES		EQUALIZED VALUATION BASIS		ASSETS	
Pensions & F. I. C. A.	5,500.00	1968 CAPITAL OUTLAY		Cash on Hand Dec. 31, 1968	
Employee Fringe Benefits	2,200.00	Beaches and Boardwalks		Taxes Receivable	
Other Statutory Expenditures		Parks and Playgrounds		Tax Title Liens	
TOTAL MUNICIPAL FUNCTIONS	144,725.00	Public Buildings and Grounds		Foreclosed Property	
CAPITAL IMPROVEMENTS	2,000.00	Vehicular Equipment		Emergencies & Other Deferred Charges	
DEBT SERVICE		Streets, Roads, Sidewalks, Storm Sewers		State Aid Receivable	
Principal Payments		Sewer System		Other Receivables	
Interest Payments	2,500.00	Water System		Total	
Other Debt Administration		Other Utilities		LIABILITIES	
DEFERRED CHARGES	240.77	Hospitals and Clinics		Cash Liabilities	
SCHOOL, COUNTY, SPECIAL DISTRICT TAXES	359,006.14	Garbage and Trash Disposal Facilities		Reserves For Receivables	
RESERVE FOR UNCOLLECTED TAXES	19,905.00	Health Equipment		Surplus on Hand Dec. 31, 1968	
TOTAL EXPENDITURES	528,376.91	Library and Education Facilities		Total	
		Conservation and Recreation			
		Other Expenditures			

0712		MILLBURN TWP			PER CAPITA:		PER CENT:	
Population 1960	18,799	Net Valuation Taxable	280,717,700	TAX RATE:	Gross Debt	382.95	Gross Debt	2.59
Population 1968	21,580	State Equalized Value	351,072,661	General Rate Per \$100.	Net Debt	32.81	Net Debt	.22
		Net Valuation on Which County Taxes are apportioned:	338,946,475	Effective Tax Rate	Debt Service	5.20	Tax Levy Collected	97.41
Moody Rating		State Equalization Ratio	.7996	General Rate	Total Tax Levy	461.12	Tax Levy Cancelled, Abated or Adjusted	1.02
Land Area	10.00 Sq. Miles			Municipal Functions	Municipal Functions	183.48		
1968 EXPENDITURES		1968 REVENUES			1968 PROPERTY TAX			
GENERAL GOVERNMENT								
Governing Body & Public Boards	5,000.00	1968 Property Taxes Collected			Local District School Taxes			
Municipal Clerk	31,400.00	1968 Payments in Lieu of Taxes			Regional & Consolidated School Taxes			
Financial Administration	24,850.00	Delinquent Tax & Lien Collections			School Taxes in Municipal Budget			
Assessment of Taxes	49,450.00	Business Personalty Replacement Taxes			County Taxes			
Collection of Taxes	21,190.00	Taxes from Public Utilities			County Library Taxes			
Planning, Housing & Development	3,550.00	Other Miscellaneous Tax Revenues			Local Municipal Purpose Taxes			
Elections	2,610.66	State Aid Revenues			Veteran & Senior Citizen Taxes			
General Administration (other)	292,334.51	Federal Aid Revenues			Total Taxes for Rate Computation			
JUDICIARY		Sale of Acquired Property			Special District Taxes			
Municipal Courts	21,300.00	Other Miscellaneous Revenues			Bank Stock Taxes			
PUBLIC SAFETY		Total 1968 Revenues			Added and Omitted Taxes			
Fire Protection	649,725.00	Prior Years Surplus Appropriated			Total Taxes Levied			
Police Protection	548,400.00	TOTAL REVENUES			1968 TAXES COLLECTED			
Civil Defense & Disaster Control	3,500.00	1968 REAL PROPERTY VALUATIONS - ASSESSED			1968 Taxes Cancelled, Abated or Adjusted			
Environmental Inspection & Control	22,500.00				Transfer To Tax Title Liens			
Other Public Safety	3,223.04				Balance Outstanding Dec. 31, 1968			
PUBLIC WORKS								
Streets and Drainage	397,697.01							
Sewers and Sewage Processing	26,500.00							
Garbage and Trash Disposal	103,700.00							
Public Buildings and Grounds	21,925.00							
Other Public Works								
HEALTH and WELFARE								
Health Services Except Environmental	18,240.00							
Welfare-Public Assistance	2,955.00							
Hospitals, Clinics, First Aid	3,500.00							
Animal, Insect, & Rodent Control	2,105.67							
Other Welfare Services	10,000.00							
RECREATION and CONSERVATION								
Beaches and Boardwalks								
Parks, Playgrounds, Shade Trees	247,953.38							
Land Reclamation & Conservation								
Other Recreational Services	600.00							
EDUCATION (excluding schools)								
Libraries	96,206.00							
Other Educational Services								
STATUTORY EXPENDITURES								
Pensions & F. I. C. A.	216,365.40							
Employee Fringe Benefits	48,223.55							
Other Statutory Expenditures								
TOTAL MUNICIPAL FUNCTIONS								
CAPITAL IMPROVEMENTS	2,875,004.22							
DEBT SERVICE	79,446.30							
Principal Payments	98,000.00							
Interest Payments	14,220.25							
Other Debt Administration								
DEFERRED CHARGES	13.70							
SCHOOL, COUNTY, SPECIAL DISTRICT TAXES	8,185,485.80							
RESERVE FOR UNCOLLECTED TAXES	892,960.30							
TOTAL EXPENDITURES								

1812		MILLSTONE BORO			PER CAPITA:		PER CENT:	
Population 1960	409	Net Valuation Taxable	1,826,950	TAX RATE:	Gross Debt	18.72	Gross Debt	.27
Population 1968	550	State Equalized Value	4,078,013	General Rate Per \$100.	Net Debt	18.72	Net Debt	.27
		Net Valuation on Which County Taxes		Effective Tax Rate	Debt Service		Tax Levy Collected	94.74
Moody Rating		are apportioned:	3,940,620	General Rate	Total Tax Levy	192.63	Tax Levy Cancelled, Abated	
Land Area	.60 Sq. Miles	State Equalization Ratio	.4480	Municipal Functions	Municipal Functions	78.76	or Adjusted	.11
1968 EXPENDITURES		1968 REVENUES			1968 PROPERTY TAX			
GENERAL GOVERNMENT		1968 Property Taxes Collected			100,381.03			
Governing Body & Public Boards		1968 Payments in Lieu of Taxes			84,376.00			
Municipal Clerk		Delinquent Tax & Lien Collections			5,991.62			
Financial Administration		Business Personalty Replacement Taxes			732.00			
Assessment of Taxes	900.00	Taxes from Public Utilities			11,008.41			
Collection of Taxes	691.00	Other Miscellaneous Tax Revenues			11,354.00			
Planning, Housing & Development	869.00	State Aid Revenues			1,564.42			
Elections	300.00	Federal Aid Revenues			131,031.48			
General Administration (other)	4,421.00	Sale of Acquired Property			14,000.00			
JUDICIARY		Other Miscellaneous Revenues			145,031.48			
Municipal Courts	310.00	Total 1968 Revenues			105,951.40			
PUBLIC SAFETY		Prior Years Surplus Appropriated			100,381.03			
Fire Protection	150.00	TOTAL REVENUES			123.80			
Police Protection	150.00	1968 REAL PROPERTY VALUATIONS - ASSESSED			5,728.83			
Civil Defense & Disaster Control		Code Class %			61,850.00			
Environmental Inspection & Control	250.00	1 Vacant Land 3.40			1,583,000.00			
Other Public Safety		2 Residential 86.95			53,700.00			
PUBLIC WORKS		3 Farm 2.95			122,100.00			
Streets and Drainage	16,000.00	4a Commercial 6.71			1,820,650.00			
Sewers and Sewage Processing		4b Industrial			CAPITAL DEBT AUTHORIZED, DECEMBER 31, 1968			
Garbage and Trash Disposal	2,600.00	4c Apartments			ISSUED AND UNISSUED GROSS DEBT NET DEBT			
Public Buildings and Grounds	530.00	Total Valuation 100.01			School			
Other Public Works					Self-liquidating			
HEALTH and WELFARE					Other			
Health Services Except Environmental	325.00				Total			
Welfare-Public Assistance	85.00				ISSUED AND OUTSTANDING			
Hospitals, Clinics, First Aid	50.00				School			
Animal, Insect, & Rodent Control					Self-liquidating			
Other Welfare Services					Other			
RECREATION and CONSERVATION					Total			
Beaches and Boardwalks	125.00				EQUALIZED VALUATION BASIS			
Parks, Playgrounds, Shade Trees					1968 CAPITAL OUTLAY			
Land Reclamation & Conservation	100.00				Beaches and Boardwalks			
Other Recreational Services	100.00				Parks and Playgrounds			
EDUCATION (excluding schools)					Public Buildings and Grounds			
Libraries	100.00				Vehicular Equipment			
Other Educational Services					Streets, Roads, Sidewalks, Storm Sewers			
STATUTORY EXPENDITURES					Sewer System			
Pensions & F. I. C. A.	200.00				Water System			
Employee Fringe Benefits					Other Utilities			
Other Statutory Expenditures					Hospitals and Clinics			
TOTAL MUNICIPAL FUNCTIONS	28,156.00				Garbage and Trash Disposal Facilities			
CAPITAL IMPROVEMENTS	6,000.00				Health Equipment			
DEBT SERVICE					Library and Education Facilities			
Principal Payments					Conservation and Recreation			
Interest Payments					Other Expenditures			
Other Debt Administration								
DEFERRED CHARGES								
SCHOOL, COUNTY, SPECIAL DISTRICT TAXES	104,770.04							
RESERVE FOR UNCOLLECTED TAXES	9,162.09							
TOTAL EXPENDITURES	148,088.13							

1332		MILLSTONE TWP			PER CAPITA:		PER CENT:	
Population 1960	2,550	Net Valuation Taxable	13,730,816	TAX RATE:	Gross Debt	67.56	Gross Debt	.97
Population 1968	2,960	State Equalized Value	23,645,283	General Rate Per \$100.	Net Debt		Net Debt	
		Net Valuation on Which County Taxes		Effective Tax Rate	Debt Service		Tax Levy Collected	88.19
Moody Rating		are apportioned:	19,558,235	General Rate	Total Tax Levy	203.47	Tax Levy Cancelled, Abated	
Land Area	37.36 Sq. Miles	State Equalization Ratio	.5807	Municipal Functions	Municipal Functions	107.39	or Adjusted	.43
1968 EXPENDITURES		1968 REVENUES		1968 PROPERTY TAX				
GENERAL GOVERNMENT		1968 Property Taxes Collected		531,178.34	Local District School Taxes		397,174.50	
Governing Body & Public Boards		1968 Payments in Lieu of Taxes			Regional & Consolidated School Taxes			
Municipal Clerk		Delinquent Tax & Lien Collections		91,647.38	School Taxes in Municipal Budget			
Financial Administration	3,200.00	Business Personalty Replacement Taxes		7,268.00	County Taxes		114,824.60	
Assessment of Taxes	6,181.87	Taxes from Public Utilities		57,983.48	County Library Taxes		4,139.57	
Collection of Taxes	4,349.35	Other Miscellaneous Tax Revenues			Local Municipal Purpose Taxes		80,966.87	
Planning, Housing & Development	841.65	State Aid Revenues		4,867.00	Veteran & Senior Citizen Taxes		12,390.00	
Elections	673.69	Federal Aid Revenues			Total Taxes for Rate Computation		609,495.54	
General Administration (other)	17,063.15	Sale of Acquired Property		5,150.00	Special District Taxes			
JUDICIARY		Other Miscellaneous Revenues		16,893.43	Bank Stock Taxes		33.13	
Municipal Courts	4,311.80	Total 1968 Revenues		714,987.63	Added and Omitted Taxes		5,158.73	
PUBLIC SAFETY		Prior Years Surplus Appropriated		66,000.00	Total Taxes Levied		602,297.40	
Fire Protection	8,000.00	TOTAL REVENUES		780,987.63	1968 TAXES COLLECTED		531,178.34	
Police Protection	2,000.00	1968 REAL PROPERTY VALUATIONS - ASSESSED			1968 Taxes Cancelled, Abated or Adjusted		2,603.57	
Civil Defense & Disaster Control		Code Class %			Transfer To Tax Title Liens		5,461.16	
Environmental Inspection & Control		1 2.93		7,367,900.00	Balance Outstanding Dec. 31, 1968		63,054.33	
Other Public Safety		2 88.50		222,426,000.00	PRIOR YEARS TAXES OUTSTANDING			
PUBLIC WORKS		3 .43		1,088,300.00	Balance January 1, 1968		78,799.98	
Streets and Drainage	126,629.74	4a 7.67		19,278,800.00	Collected in 1968		73,683.40	
Sewers and Sewage Processing		4b .41		1,042,700.00	Cancelled, Abated or Adjusted (1968)		1,364.76	
Garbage and Trash Disposal	1,000.00	4c .05		137,700.00	Transfers to Tax Title Liens		3,523.77	
Public Buildings and Grounds		Total Valuation .99.99		251,341,400.00	Balance December 31, 1968		228.05	
Other Public Works		CAPITAL DEBT AUTHORIZED, DECEMBER 31, 1968			TAX TITLE LIENS OUTSTANDING			
HEALTH and WELFARE		ISSUED AND UNISSUED			Balance January 1, 1968		27,316.24	
Health Services Except Environmental	2,851.62	GROSS DEBT			Transfers From Taxes		9,317.30	
Welfare-Public Assistance	1,624.81	NET DEBT			Redeemed in 1968		17,963.98	
Hospitals, Clinics, First Aid	7,500.00	200,000.00			Cancelled, Abated or Adjusted (1968)		18,669.56	
Animal, Insect, & Rodent Control		ISSUED AND OUTSTANDING			Balance December 31, 1968			
Other Welfare Services		School		200,000.00	PROPERTY ACQUIRED BY DEED OR FORECLOSURE			
RECREATION and CONSERVATION		Self-liquidating			Balance January 1, 1968		6,600.00	
Beaches and Boardwalks		Other			Transfers From Liens			
Parks, Playgrounds, Shade Trees		Total		200,000.00	Sale for Cash (1968)		5,150.00	
Land Reclamation & Conservation		EQUALIZED VALUATION BASIS		20,578,888.67	Cancelled, Abated or Adjusted (1968)		1,450.00	
Other Recreational Services		1968 CAPITAL OUTLAY			Balance December 31, 1968			
EDUCATION (excluding schools)		Beaches and Boardwalks			CURRENT FINANCES DECEMBER 31, 1968			
Libraries		Parks and Playgrounds			ASSETS			
Other Educational Services		Public Buildings and Grounds			Cash on Hand Dec. 31, 1968		227,677.11	
STATUTORY EXPENDITURES		Vehicular Equipment			Taxes Receivable		63,282.38	
Pensions & F. I. C. A.	2,615.82	Streets, Roads, Sidewalks, Storm Sewers			Tax Title Liens		18,669.56	
Employee Fringe Benefits	952.00	Sewer System			Foreclosed Property		1,450.00	
Other Statutory Expenditures		Water System			Emergencies & Other Deferred Charges		23,000.00	
TOTAL MUNICIPAL FUNCTIONS	190,710.00	Other Utilities			State Aid Receivable		21,134.00	
CAPITAL IMPROVEMENTS	1,500.00	Hospitals and Clinics			Other Receivables		338.21	
DEBT SERVICE		Garbage and Trash Disposal Facilities			Total		355,551.26	
Principal Payments		Health Equipment			LIABILITIES			
Interest Payments		Library and Education Facilities			Cash Liabilities		191,398.25	
Other Debt Administration		Conservation and Recreation			Reserves For Receivables		83,740.15	
DEFERRED CHARGES	22,222.47	Other Expenditures			Surplus on Hand Dec. 31, 1968		80,412.86	
SCHOOL, COUNTY, SPECIAL DISTRICT TAXES	516,138.67				Total		355,551.26	
RESERVE FOR UNCOLLECTED TAXES	103,467.53							
TOTAL EXPENDITURES	834,038.67							

0610
 Population 1960 **19,096**
 Population 1968 **22,890**
 Moody Rating **A**
 Land Area **44.30** Sq. Miles

Net Valuation Taxable **33,480,100**
 State Equalized Value **89,304,081**
 Net Valuation on Which County Taxes
 are apportioned: **98,879,283**
 State Equalization Ratio **.3749**

MILLVILLE CITY
 TAX RATE:
 General Rate Per \$100. **9.78**
 Effective Tax Rate
 General Rate **3.66**
 Municipal Functions **2.09**

PER CAPITA:
 Gross Debt **479.91**
 Net Debt **115.48**
 Debt Service **18.36**
 Total Tax Levy **138.62**
 Municipal Functions **81.70**

PER CENT:
 Gross Debt **12.69**
 Net Debt **3.05**
 Tax Levy Collected **95.59**
 Tax Levy Cancelled, Abated
 or Adjusted **.33**

1968 EXPENDITURES	1968 REVENUES	1968 PROPERTY TAX
GENERAL GOVERNMENT		
Governing Body & Public Boards	1968 Property Taxes Collected	Local District School Taxes
Municipal Clerk	1968 Payments in Lieu of Taxes	Regional & Consolidated School Taxes
Financial Administration	Delinquent Tax & Lien Collections	School Taxes in Municipal Budget
Assessment of Taxes	Business Personalty Replacement Taxes	County Taxes
Collection of Taxes	Taxes from Public Utilities	County Library Taxes
Planning, Housing & Development	Other Miscellaneous Tax Revenues	Local Municipal Purpose Taxes
Elections	State Aid Revenues	Veteran & Senior Citizen Taxes
General Administration (other)	Federal Aid Revenues	Total Taxes for Rate Computation
JUDICIARY	Sale of Acquired Property	Special District Taxes
Municipal Courts	Other Miscellaneous Revenues	Bank Stock Taxes
PUBLIC SAFETY	Total 1968 Revenues	Added and Omitted Taxes
Fire Protection	Prior Years Surplus Appropriated	Total Taxes Levied
Police Protection	TOTAL REVENUES	1968 TAXES COLLECTED
Civil Defense & Disaster Control		1968 Taxes Cancelled, Abated or Adjusted
Environmental Inspection & Control		Transfer To Tax Title Liens
Other Public Safety		Balance Outstanding Dec. 31, 1968
PUBLIC WORKS	1968 REAL PROPERTY VALUATIONS - ASSESSED	
Streets and Drainage	Code Class %	
Sewers and Sewage Processing	1 Vacant Land 4.50	PRIOR YEARS TAXES OUTSTANDING
Garbage and Trash Disposal	2 Residential 58.44	Balance January 1, 1968
Public Buildings and Grounds	3 Farm 1.94	Collected in 1968
Other Public Works	4a Commercial 12.90	Cancelled, Abated or Adjusted (1968)
HEALTH and WELFARE	4b Industrial 20.48	Transfers to Tax Title Liens
Health Services Except Environmental	4c Apartments 1.73	Balance December 31, 1968
Welfare-Public Assistance	Total Valuation 99.99	
Hospitals, Clinics, First Aid	CAPITAL DEBT AUTHORIZED, DECEMBER 31, 1968	TAX TITLE LIENS OUTSTANDING
Animal, Insect, & Rodent Control	ISSUED AND UNISSUED	Balance January 1, 1968
Other Welfare Services	School GROSS DEBT 5,013,000.00 NET DEBT 1,552,967.65	Transfers From Taxes
RECREATION and CONSERVATION	Self-liquidating 1,226,175.13 1,090,527.56	Redeemed in 1968
Beaches and Boardwalks	Other 10,985,175.13 2,643,495.21	Cancelled, Abated or Adjusted (1968)
Parks, Playgrounds, Shade Trees	ISSUED AND OUTSTANDING	Balance December 31, 1968
Land Reclamation & Conservation	School 5,013,000.00	PROPERTY ACQUIRED BY DEED OR FORECLOSURE
Other Recreational Services	Self-liquidating 2,084,000.00	Balance January 1, 1968
EDUCATION (excluding schools)	Other 1,086,000.00	Transfers From Liens
Libraries	Total 8,183,000.00	Sale for Cash (1968)
Other Educational Services	EQUALIZED VALUATION BASIS	Cancelled, Abated or Adjusted (1968)
STATUTORY EXPENDITURES	86,500,808.67	Balance December 31, 1968
Pensions & F. I. C. A.	1968 CAPITAL OUTLAY	CURRENT FINANCES DECEMBER 31, 1968
Employee Fringe Benefits	Beaches and Boardwalks	ASSETS
Other Statutory Expenditures	Parks and Playgrounds	Cash on Hand Dec. 31, 1968
TOTAL MUNICIPAL FUNCTIONS	Public Buildings and Grounds	Taxes Receivable
CAPITAL IMPROVEMENTS	Vehicular Equipment	Tax Title Liens
DEBT SERVICE	Streets, Roads, Sidewalks, Storm Sewers	Foreclosed Property
Principal Payments	Sewer System	Emergencies & Other Deferred Charges
Interest Payments	Water System	State Aid Receivable
Other Debt Administration	Other Utilities	Other Receivables
DEFERRED CHARGES	Hospitals and Clinics	Total
SCHOOL, COUNTY, SPECIAL DISTRICT TAXES	Garbage and Trash Disposal Facilities	LIABILITIES
RESERVE FOR UNCOLLECTED TAXES	Health Equipment	Cash Liabilities
	Library and Education Facilities	Reserves For Receivables
	Conservation and Recreation	Surplus on Hand Dec. 31, 1968
TOTAL EXPENDITURES	Other Expenditures	Total

1420
Population 1960 3,362
Population 1968 3,850

Moody Rating
Land Area 2.80 Sq. Miles

Net Valuation Taxable 9,717,551
State Equalized Value 20,924,959
Net Valuation on Which County Taxes
are apportioned: 21,012,379
State Equalization Ratio .4644

MINE HILL TWP
TAX RATE:
General Rate Per \$100. 8.17
Effective Tax Rate
General Rate 3.79
Municipal Functions 1.30

PER CAPITA:
Gross Debt 36.28
Net Debt 7.71
Debt Service .85
Total Tax Levy 199.80
Municipal Functions 70.84

PER CENT:
Gross Debt .67
Net Debt .14
Tax Levy Collected 87.25
Tax Levy Cancelled, Abated
or Adjusted 2.70

1968 EXPENDITURES		1968 REVENUES		1968 PROPERTY TAX	
GENERAL GOVERNMENT		1968 Property Taxes Collected 671,237.47		Local District School Taxes 567,080.91	
Governing Body & Public Boards		1968 Payments in Lieu of Taxes		Regional & Consolidated School Taxes	
Municipal Clerk		Delinquent Tax & Lien Collections	58,068.85	School Taxes in Municipal Budget	
Financial Administration	3,320.00	Business Personalty Replacement Taxes	54,164.00	County Taxes	79,842.84
Assessment of Taxes	2,150.00	Taxes from Public Utilities	31,663.94	County Library Taxes	6,166.18
Collection of Taxes	4,380.00	Other Miscellaneous Tax Revenues		Local Municipal Purpose Taxes	115,141.87
Planning, Housing & Development	1,420.00	State Aid Revenues	5,935.86	Veteran & Senior Citizen Taxes	25,230.00
Elections	571.06	Federal Aid Revenues		Total Taxes for Rate Computation	793,461.80
General Administration (other)	19,320.02	Sale of Acquired Property	3,600.00	Special District Taxes	
JUDICIARY		Other Miscellaneous Revenues	22,545.30	Bank Stock Taxes	496.00
Municipal Courts	3,100.00	Total 1968 Revenues	847,215.42	Added and Omitted Taxes	517.42
PUBLIC SAFETY		Prior Years Surplus Appropriated	45,000.00	Total Taxes Levied	769,245.22
Fire Protection	6,774.75	TOTAL REVENUES	892,215.42	1968 TAXES COLLECTED	671,237.47
Police Protection	45,950.00			1968 Taxes Cancelled, Abated or Adjusted	20,791.53
Civil Defense & Disaster Control	2,550.00			Transfer To Tax Title Liens	29,366.83
Environmental Inspection & Control	1,250.00			Balance Outstanding Dec. 31, 1968	48,344.58
Other Public Safety					
PUBLIC WORKS		1968 REAL PROPERTY VALUATIONS - ASSESSED		PRIOR YEARS TAXES OUTSTANDING	
Streets and Drainage	31,955.42	Code Class %		Balance January 1, 1968	107,048.12
Sewers and Sewage Processing	165.69	1 Vacant Land 14.25	1,368,387.00	Collected in 1968	58,068.85
Garbage and Trash Disposal	14,188.50	2 Residential 81.42	7,813,550.00	Cancelled, Abated or Adjusted (1968)	21,177.83
Public Buildings and Grounds	8,400.00	3 Farm		Transfers to Tax Title Liens	22,843.85
Other Public Works		4a Commercial 3.97	380,850.00	Balance December 31, 1968	4,957.59
HEALTH and WELFARE		4b Industrial .36	34,200.00		
Health Services Except Environmental	4,200.00	4c Apartments			
Welfare-Public Assistance	2,550.00	Total Valuation 100.01	9,596,987.00		
Hospitals, Clinics, First Aid	500.00			TAX TITLE LIENS OUTSTANDING	
Animal, Insect, & Rodent Control	1,052.45			Balance January 1, 1968	8,818.23
Other Welfare Services				Transfers From Taxes	55,130.33
RECREATION and CONSERVATION				Redeemed in 1968	
Beaches and Boardwalks				Cancelled, Abated or Adjusted (1968)	
Parks, Playgrounds, Shade Trees				Balance December 31, 1968	63,948.56
Land Reclamation & Conservation				PROPERTY ACQUIRED BY DEED OR FORECLOSURE	
Other Recreational Services	3,405.58			Balance January 1, 1968	7,655.00
EDUCATION (excluding schools)				Transfers From Liens	3,400.00
Libraries				Sale for Cash (1968)	3,600.00
Other Educational Services				Cancelled, Abated or Adjusted (1968)	
STATUTORY EXPENDITURES				Balance December 31, 1968	7,455.00
Pensions & F. I. C. A.	7,362.00			CURRENT FINANCES DECEMBER 31, 1968	
Employee Fringe Benefits	1,945.42			ASSETS	
Other Statutory Expenditures				Cash on Hand Dec. 31, 1968	131,511.19
TOTAL MUNICIPAL FUNCTIONS	166,510.89			Taxes Receivable	53,302.17
CAPITAL IMPROVEMENTS	5,000.00			Tax Title Liens	63,948.56
DEBT SERVICE				Foreclosed Property	7,455.00
Principal Payments	3,300.00			Emergencies & Other Deferred Charges	
Interest Payments				State Aid Receivable	8,998.00
Other Debt Administration				Other Receivables	1,548.70
DEFERRED CHARGES	266.13			Total	266,763.62
SCHOOL, COUNTY, SPECIAL DISTRICT TAXES	653,089.93			LIABILITIES	
RESERVE FOR UNCOLLECTED TAXES	97,689.85			Cash Liabilities	21,711.25
TOTAL EXPENDITURES	925,856.80			Reserves For Receivables	126,254.43
				Surplus on Hand Dec. 31, 1968	118,797.94
				Total	266,763.62

1333		MONMOUTH BEACH BORO				PER CAPITA:		PER CENT:		
Population 1960	1,363	Net Valuation Taxable	11,683,006	TAX RATE:		Gross Debt	279.41	Gross Debt	3.61	
Population 1968	1,780	State Equalized Value	14,069,130	General Rate Per \$100.		Net Debt	116.27	Net Debt	1.50	
		Net Valuation on Which County Taxes		Effective Tax Rate		Debt Service	24.20	Tax Levy Collected	92.47	
Moody Rating		are apportioned:	14,128,158	General Rate		Total Tax Levy	321.16	Tax Levy Cancelled, Abated		
Land Area	1.10 Sq. Miles	State Equalization Ratio	.8304	Municipal Functions		Municipal Functions	201.14	or Adjusted		
1968 EXPENDITURES		1968 REVENUES				1968 PROPERTY TAX				
GENERAL GOVERNMENT		1968 Property Taxes Collected				Local District School Taxes				
Governing Body & Public Boards		1968 Payments In Lieu of Taxes				Regional & Consolidated School Taxes				
Municipal Clerk		Delinquent Tax & Lien Collections				School Taxes In Municipal Budget				
Financial Administration		3,500.00	Business Personalty Replacement Taxes				County Taxes			
Assessment of Taxes		17,460.00	Taxes from Public Utilities				County Library Taxes			
Collection of Taxes		176.01	Other Miscellaneous Tax Revenues				Local Municipal Purpose Taxes			
Planning, Housing & Development			State Aid Revenues				Veteran & Senior Citizen Taxes			
Elections		300.00	Federal Aid Revenues				Total Taxes for Rate Computation			
General Administration (other)		31,764.19	Sale of Acquired Property				Special District Taxes			
JUDICIARY			Other Miscellaneous Revenues				Bank Stock Taxes			
Municipal Courts			Total 1968 Revenues				Added and Omitted Taxes			
PUBIC SAFETY			Prior Years Surplus Appropriated				Total Taxes Levied			
Fire Protection		6,985.44	TOTAL REVENUES				1968 TAXES COLLECTED			
Police Protection		48,094.41					1968 Taxes Cancelled, Abated or Adjusted			
Civil Defense & Disaster Control			1968 REAL PROPERTY VALUATIONS - ASSESSED				Transfer To Tax Title Liens			
Environmental Inspection & Control			Code Class %				Balance Outstanding Dec. 31, 1968			
Other Public Safety			1 Vacant Land 7.21				PRIOR YEARS TAXES OUTSTANDING			
PUBIC WORKS			2 Residential 42.59				Balance January 1, 1968			
Streets and Drainage		37,463.16	3 Farm 41.83				Collected in 1968			
Sewers and Sewage Processing			4a Commercial 5.50				Cancelled, Abated or Adjusted (1968)			
Garbage and Trash Disposal		17,480.83	4b Industrial 2.48				Transfers to Tax Title Liens			
Public Buildings and Grounds		5,905.00	4c Apartments .39				Balance December 31, 1968			
Other Public Works			Total Valuation 100.00				9,671.63			
HEALTH and WELFARE			CAPITAL DEBT AUTHORIZED, DECEMBER 31, 1968				TAX TITLE LIENS OUTSTANDING			
Health Services Except Environmental		3,500.00	ISSUED AND UNISSUED				Balance January 1, 1968			
Welfare-Public Assistance		501.30	School				Transfers From Taxes			
Hospitals, Clinics, First Aid			Self-liquidating				Redeemed in 1968			
Animal, Insect, & Rodent Control			Other				Cancelled, Abated or Adjusted (1968)			
Other Welfare Services			Total				Balance December 31, 1968			
RECREATION and CONSERVATION			ISSUED AND OUTSTANDING				PROPERTY ACQUIRED BY DEED OR			
Beaches and Boardwalks		37,950.00	School				FORECLOSURE			
Parks, Playgrounds, Shade Trees		5,877.50	Self-liquidating				Balance January 1, 1968			
Land Reclamation & Conservation			Other				Transfers From Liens			
Other Recreational Services			Total				Sale for Cash (1968)			
EDUCATION (excluding schools)			EQUALIZED VALUATION BASIS				Cancelled, Abated or Adjusted (1968)			
Libraries		5,540.00	13,774,122.33				Balance December 31, 1968			
Other Educational Services			1968 CAPITAL OUTLAY				CURRENT FINANCES DECEMBER 31, 1968			
STATUTORY EXPENDITURES			20,535.59				ASSETS			
Pensions & F. I. C. A.		12,400.00	5,703.06				Cash on Hand Dec. 31, 1968			
Employee Fringe Benefits		9,222.16	Beaches and Boardwalks				Taxes Receivable			
Other Statutory Expenditures			Parks and Playgrounds				Tax Title Liens			
TOTAL MUNICIPAL FUNCTIONS		244,120.00	Public Buildings and Grounds				Foreclosed Property			
CAPITAL IMPROVEMENTS		1,000.00	Vehicular Equipment				Emergencies & Other Deferred Charges			
DEBT SERVICE			Streets, Roads, Sidewalks, Storm Sewers				State Aid Receivable			
Principal Payments		39,000.00	Sewer System				Other Receivables			
Interest Payments		4,087.50	Water System				Total			
Other Debt Administration			Other Utilities				LIABILITIES			
DEFERRED CHARGES		14,400.00	Hospitals and Clinics				Cash Liabilities			
SCHOOL, COUNTY, SPECIAL DISTRICT TAXES		377,577.06	Garbage and Trash Disposal Facilities				Reserves For Receivables			
RESERVE FOR UNCOLLECTED TAXES		55,429.00	Health Equipment				Surplus on Hand Dec. 31, 1968			
TOTAL EXPENDITURES		735,613.56	Library and Education Facilities				Total			
			Conservation and Recreation				185,348.16			
			Other Expenditures				102,280.99			
							38,680.55			
							326,309.70			

0811
Population 1960 9,396
Population 1968 11,150

Moody Rating
Land Area 46.50 Sq. Miles

Net Valuation Taxable 12,766,843
State Equalized Value 47,995,650
Net Valuation on Which County Taxes
are apportioned: 48,395,916
State Equalization Ratio .2660

MONROE TWP

TAX RATE:
General Rate Per \$100. 12.58
Effective Tax Rate
General Rate 3.34
Municipal Functions 1.65

PER CAPITA:
Gross Debt 167.20
Net Debt 4.26
Debt Service
Total Tax Levy 138.53
Municipal Functions 71.17

PER CENT:
Gross Debt 4.10
Net Debt .10
Tax Levy Collected 88.19
Tax Levy Cancelled, Abated
or Adjusted .11

1968 EXPENDITURES		1968 REVENUES		1968 PROPERTY TAX	
GENERAL GOVERNMENT		1968 Property Taxes Collected		Local District School Taxes	
Governing Body & Public Boards			1,362,225.12		1,238,000.00
Municipal Clerk		1968 Payments in Lieu of Taxes		Regional & Consolidated School Taxes	
Financial Administration	7,700.00	Delinquent Tax & Lien Collections	168,655.15	School Taxes in Municipal Budget	
Assessment of Taxes	8,850.00	Business Personalty Replacement Taxes	69,704.00	County Taxes	267,279.90
Collection of Taxes	22,300.00	Taxes from Public Utilities	259,506.85	County Library Taxes	
Planning, Housing & Development	4,150.00	Other Miscellaneous Tax Revenues		Local Municipal Purpose Taxes	22,074.85
Elections	2,000.00	State Aid Revenues	13,185.20	Veteran & Senior Citizen Taxes	77,540.00
General Administration (other)	53,900.00	Federal Aid Revenues		Total Taxes for Rate Computation	1,604,894.75
JUDICIARY		Sale of Acquired Property	47,561.50	Special District Taxes	
Municipal Courts	11,350.00	Other Miscellaneous Revenues	131,501.23	Bank Stock Taxes	2,361.15
PUBLIC SAFETY		Total 1968 Revenues	2,052,339.05	Added and Omitted Taxes	14,921.68
Fire Protection	33,600.00	Prior Years Surplus Appropriated	300,000.00	Total Taxes Levied	1,544,637.58
Police Protection	137,579.80	TOTAL REVENUES	2,352,339.05	1968 TAXES COLLECTED	1,362,225.12
Civil Defense & Disaster Control	500.00			1968 Taxes Cancelled, Abated or Adjusted	1,749.87
Environmental Inspection & Control	8,800.00			Transfer To Tax Title Liens	1,436.49
Other Public Safety				Balance Outstanding Dec. 31, 1968	175,510.61
PUBLIC WORKS		1968 REAL PROPERTY VALUATIONS - ASSESSED		PRIOR YEARS TAXES OUTSTANDING	
Streets and Drainage	149,600.00	Code Class %		Balance January 1, 1968	214,904.26
Sewers and Sewage Processing	50.00	1 Vacant Land 5.94	735,150.00	Collected in 1968	137,414.95
Garbage and Trash Disposal	46,100.00	2 Residential 69.32	8,573,450.00	Cancelled, Abated or Adjusted (1968)	
Public Buildings and Grounds	13,650.00	3 Farm 9.86	1,219,100.00	Transfers to Tax Title Liens	
Other Public Works		4a Commercial 11.35	1,404,100.00	Balance December 31, 1968	77,489.31
HEALTH and WELFARE		4b Industrial 1.84	227,650.00	TAX TITLE LIENS OUTSTANDING	
Health Services Except Environmental	10,100.00	4c Apartments 1.68	207,650.00	Balance January 1, 1968	84,388.16
Welfare-Public Assistance	6,700.00	Total Valuation 99.99	12,367,100.00	Transfers From Taxes	
Hospitals, Clinics, First Aid		CAPITAL DEBT AUTHORIZED, DECEMBER 31, 1968		Redeemed in 1968	31,240.20
Animal, Insect, & Rodent Control	750.00	ISSUED AND UNISSUED		Cancelled, Abated or Adjusted (1968)	
Other Welfare Services		School GROSS DEBT 1,850,000.00	NET DEBT 33,242.72	Balance December 31, 1968	53,147.96
RECREATION and CONSERVATION		Self-liquidating 14,333.80	14,333.80	PROPERTY ACQUIRED BY DEED OR FORECLOSURE	
Beaches and Boardwalks		Other Total 1,864,333.80	47,576.52	Balance January 1, 1968	92,266.50
Parks, Playgrounds, Shade Trees	5,500.00	ISSUED AND OUTSTANDING		Transfers From Liens	
Land Reclamation & Conservation		School	1,850,000.00	Sale for Cash (1968)	47,561.50
Other Recreational Services	1,350.00	Self-liquidating		Cancelled, Abated or Adjusted (1968)	
EDUCATION (excluding schools)		Other	1,850,000.00	Balance December 31, 1968	44,705.00
Libraries	750.00	Total		CURRENT FINANCES DECEMBER 31, 1968	
Other Educational Services		EQUALIZED VALUATION BASIS		ASSETS	
STATUTORY EXPENDITURES		45,418,932.00		Cash on Hand Dec. 31, 1968	697,078.41
Pensions & F. I. C. A.	19,800.00	1968 CAPITAL OUTLAY		Taxes Receivable	252,999.92
Employee Fringe Benefits	16,500.00	365,472.16		Tax Title Liens	53,147.96
Other Statutory Expenditures		Beaches and Boardwalks		Foreclosed Property	44,705.00
TOTAL MUNICIPAL FUNCTIONS		561,579.80		Emergencies & Other Deferred Charges	15,373.00
CAPITAL IMPROVEMENTS		5,000.00		State Aid Receivable	55,967.00
DEBT SERVICE				Other Receivables	10,528.63
Principal Payments				Total	1,129,799.92
Interest Payments				LIABILITIES	
Other Debt Administration				Cash Liabilities	244,708.09
DEFERRED CHARGES		2,823.89		Reserves For Receivables	361,381.51
SCHOOL, COUNTY, SPECIAL DISTRICT TAXES	1,505,279.90			Surplus on Hand Dec. 31, 1968	523,710.32
RESERVE FOR UNCOLLECTED TAXES	224,166.00			Total	1,129,799.92
TOTAL EXPENDITURES		2,298,849.59			

1213		MONROE TWP				PER CAPITA:		PER CENT:		
Population 1960	5,831	Net Valuation Taxable	23,418,244	TAX RATE:		Gross Debt	155.66	Gross Debt	2.29	
Population 1968	7,150	State Equalized Value	57,369,534	General Rate Per \$100.		Net Debt	27.13	Net Debt	.40	
		Net Valuation on Which County Taxes are apportioned:	54,020,614	Effective Tax Rate		Debt Service		Tax Levy Collected	92.29	
Moody Rating				General Rate		Total Tax Levy	205.33	Tax Levy Cancelled, Abated or Adjusted	.22	
Land Area	41.80 Sq. Miles	State Equalization Ratio	.4082	Municipal Functions		Municipal Functions	92.46			
1968 EXPENDITURES		1968 REVENUES			1968 PROPERTY TAX					
GENERAL GOVERNMENT		1968 Property Taxes Collected			1,355,020.96		Local District School Taxes			910,049.75
Governing Body & Public Boards		1968 Payments in Lieu of Taxes					Regional & Consolidated School Taxes			
Municipal Clerk		Delinquent Tax & Lien Collections			179,967.92		School Taxes in Municipal Budget			
Financial Administration		Business Personalty Replacement Taxes			47,533.00		County Taxes			274,147.24
Assessment of Taxes		Taxes from Public Utilities			116,224.80		County Library Taxes			
Collection of Taxes		Other Miscellaneous Tax Revenues					Local Municipal Purpose Taxes			209,647.67
Planning, Housing & Development		State Aid Revenues			12,673.00		Veteran & Senior Citizen Taxes			28,620.00
Elections		Federal Aid Revenues					Total Taxes for Rate Computation			1,422,464.66
General Administration (other)		Sale of Acquired Property			29,835.00		Special District Taxes			
JUDICIARY		Other Miscellaneous Revenues			62,056.68		Bank Stock Taxes			427.40
Municipal Courts		Total 1968 Revenues			1,803,311.36		Added and Omitted Taxes			73,908.25
PUBLIC SAFETY		Prior Years Surplus Appropriated			100,900.00		Total Taxes Levied			1,468,180.31
Fire Protection		TOTAL REVENUES			1,904,211.36		1968 TAXES COLLECTED			1,355,020.96
Police Protection							1968 Taxes Cancelled, Abated or Adjusted			3,304.48
Civil Defense & Disaster Control							Transfer To Tax Title Liens			13,066.83
Environmental Inspection & Control							Balance Outstanding Dec. 31, 1968			96,788.04
Other Public Safety										
PUBLIC WORKS		1968 REAL PROPERTY VALUATIONS - ASSESSED								
Streets and Drainage		Code Class %			1,792,306.00		PRIOR YEARS TAXES OUTSTANDING			
Sewers and Sewage Processing		1 Vacant Land 7.82			10,297,619.00		Balance January 1, 1968			219,032.60
Garbage and Trash Disposal		2 Residential 44.91			4,359,075.00		Collected in 1968			171,322.30
Public Buildings and Grounds		3 Farm 19.01			4,649,635.00		Cancelled, Abated or Adjusted (1968)			16,813.20
Other Public Works		4a Commercial 20.28			1,831,250.00		Transfers to Tax Title Liens			13,282.11
HEALTH and WELFARE		4b Industrial 7.99					Balance December 31, 1968			17,614.99
Health Services Except Environmental		4c Apartments			22,929,885.00		TAX TITLE LIENS OUTSTANDING			
Welfare-Public Assistance		Total Valuation 100.01					Balance January 1, 1968			89,614.17
Hospitals, Clinics, First Aid		CAPITAL DEBT AUTHORIZED, DECEMBER 31, 1968					Transfers From Taxes			26,348.94
Animal, Insect, & Rodent Control		ISSUED AND UNISSUED			GROSS DEBT 919,000.00		NET DEBT		8,645.62	
Other Welfare Services		School			194,000.00		194,000.00			
RECREATION and CONSERVATION		Self-liquidating			1,113,000.00		194,000.00			
Beaches and Boardwalks		Other								
Parks, Playgrounds, Shade Trees		Total								
Land Reclamation & Conservation		ISSUED AND OUTSTANDING			919,000.00		Cancelled, Abated or Adjusted (1968)			
Other Recreational Services		School					Balance December 31, 1968		107,317.49	
EDUCATION (excluding schools)		Self-liquidating			173,000.00		PROPERTY ACQUIRED BY DEED OR FORECLOSURE			
Libraries		Other			1,092,000.00		Balance January 1, 1968		72,720.00	
Other Educational Services		Total			48,484,599.33		Transfers From Liens			
STATUTORY EXPENDITURES		EQUALIZED VALUATION BASIS			86,294.60		Sale for Cash (1968)		29,835.00	
Pensions & F. I. C. A.		1968 CAPITAL OUTLAY					Cancelled, Abated or Adjusted (1968)			
Employee Fringe Benefits		Beaches and Boardwalks					Balance December 31, 1968		42,885.00	
Other Statutory Expenditures		Parks and Playgrounds			48,179.60		CURRENT FINANCES DECEMBER 31, 1968			
TOTAL MUNICIPAL FUNCTIONS		Public Buildings and Grounds			3,929.00		ASSETS			
CAPITAL IMPROVEMENTS		Vehicular Equipment					Cash on Hand Dec. 31, 1968		365,829.53	
DEBT SERVICE		Streets, Roads, Sidewalks, Storm Sewers					Taxes Receivable		114,403.03	
Principal Payments		Sewer System					Tax Title Liens		107,317.49	
Interest Payments		Water System					Foreclosed Property		42,885.00	
Other Debt Administration		Other Utilities					Emergencies & Other Deferred Charges		17,050.00	
DEFERRED CHARGES		Hospitals and Clinics					State Aid Receivable		31,934.50	
SCHOOL, COUNTY, SPECIAL DISTRICT TAXES		Garbage and Trash Disposal Facilities					Other Receivables		8,062.96	
RESERVE FOR UNCOLLECTED TAXES		Health Equipment					Total		687,482.51	
TOTAL EXPENDITURES		Library and Education Facilities			34,186.00		LIABILITIES			
		Conservation and Recreation					Cash Liabilities		83,897.23	
		Other Expenditures					Reserves For Receivables		272,668.48	
							Surplus on Hand Dec. 31, 1968		330,916.80	
							Total		687,482.51	

1914
Population 1960 879
Population 1968 1,240

Moody Rating
Land Area 44.60 Sq. Miles

Net Valuation Taxable 8,894,469
State Equalized Value 14,648,334
Net Valuation on Which County Taxes
are apportioned: 14,616,523
State Equalization Ratio .6072

MONTAGUE TWP

TAX RATE:
General Rate Per \$100. 2.96
Effective Tax Rate
General Rate 1.79
Municipal Functions .68

PER CAPITA:
Gross Debt 114.51
Net Debt
Debt Service
Total Tax Levy 215.35
Municipal Functions 80.80

PER CENT:
Gross Debt 1.11
Net Debt
Tax Levy Collected 81.77
Tax Levy Cancelled, Abated
or Adjusted

1968 EXPENDITURES		1968 REVENUES			1968 PROPERTY TAX	
GENERAL GOVERNMENT		1968 Property Taxes Collected			218,376.82	
Governing Body & Public Boards		1968 Payments in Lieu of Taxes			Local District School Taxes	
Municipal Clerk		Delinquent Tax & Lien Collections			Regional & Consolidated School Taxes	
Financial Administration	2,650.00	Business Personalty Replacement Taxes			School Taxes in Municipal Budget	
Assessment of Taxes	1,800.00	Taxes from Public Utilities			County Taxes	
Collection of Taxes	1,850.00	Other Miscellaneous Tax Revenues			County Library Taxes	
Planning, Housing & Development	570.00	State Aid Revenues			Local Municipal Purpose Taxes	
Elections		Federal Aid Revenues			Veteran & Senior Citizen Taxes	
General Administration (other)	7,736.08	Sale of Acquired Property			Total Taxes for Rate Computation	
JUDICIARY		Other Miscellaneous Revenues			Special District Taxes	
Municipal Courts		Total 1968 Revenues			Bank Stock Taxes	
PUBLIC SAFETY		Prior Years Surplus Appropriated			Added and Omitted Taxes	
Fire Protection	3,500.00	TOTAL REVENUES			Total Taxes Levied	
Police Protection					1968 TAXES COLLECTED	
Civil Defense & Disaster Control	350.00	1968 REAL PROPERTY VALUATIONS - ASSESSED			1968 Taxes Cancelled, Abated or Adjusted	
Environmental Inspection & Control	550.00	Code	Class	%	Transfer To Tax Title Liens	
Other Public Safety		1	Vacant Land	8.56	Balance Outstanding Dec. 31, 1968	
PUBLIC WORKS		2	Residential	67.66	PRIOR YEARS TAXES OUTSTANDING	
Streets and Drainage	22,689.62	3	Farm	11.62	Balance January 1, 1968	
Sewers and Sewage Processing		4a	Commercial	12.16	Collected in 1968	
Garbage and Trash Disposal		4b	Industrial		Cancelled, Abated or Adjusted (1968)	
Public Buildings and Grounds	28.92	4c	Apartments		Transfers to Tax Title Liens	
Other Public Works		Total Valuation100.00.			Balance December 31, 1968	
HEALTH and WELFARE		CAPITAL DEBT AUTHORIZED, DECEMBER 31, 1968			TAX TITLE LIENS OUTSTANDING	
Health Services Except Environmental	400.00	ISSUED AND UNISSUED			Balance January 1, 1968	
Welfare-Public Assistance	450.00	School	GROSS DEBT		Transfers From Taxes	
Hospitals, Clinics, First Aid		Self-liquidating	142,000.00		Redeemed in 1968	
Animal, Insect, & Rodent Control		Other			Cancelled, Abated or Adjusted (1968)	
Other Welfare Services		Total	142,000.00		Balance December 31, 1968	
RECREATION and CONSERVATION		ISSUED AND OUTSTANDING			PROPERTY ACQUIRED BY DEED OR FORECLOSURE	
Beaches and Boardwalks		School			Balance January 1, 1968	
Parks, Playgrounds, Shade Trees		Self-liquidating	42,000.00		Transfers From Liens	
Land Reclamation & Conservation		Other			Sale for Cash (1968)	
Other Recreational Services		Total	42,000.00		Cancelled, Abated or Adjusted (1968)	
EDUCATION (excluding schools)		EQUALIZED VALUATION BASIS			Balance December 31, 1968	
Libraries		12,779,820.33			CURRENT FINANCES DECEMBER 31, 1968	
Other Educational Services		1968 CAPITAL OUTLAY			ASSETS	
STATUTORY EXPENDITURES		Beaches and Boardwalks			Cash on Hand Dec. 31, 1968	
Pensions & F. I. C. A.	2,000.00	Parks and Playgrounds			Taxes Receivable	
Employee Fringe Benefits	515.00	Public Buildings and Grounds			Tax Title Liens	
Other Statutory Expenditures		Vehicular Equipment			Foreclosed Property	
TOTAL MUNICIPAL FUNCTIONS	45,089.62	Streets, Roads, Sidewalks, Storm Sewers			Emergencies & Other Deferred Charges	
CAPITAL IMPROVEMENTS	6,000.00	Sewer System			State Aid Receivable	
DEBT SERVICE		Water System			Other Receivables	
Principal Payments		Other Utilities			Total	
Interest Payments		Hospitals and Clinics			LIABILITIES	
Other Debt Administration		Garbage and Trash Disposal Facilities			Cash Liabilities	
DEFERRED CHARGES	2,112.90	Health Equipment			Reserves For Receivables	
SCHOOL, COUNTY, SPECIAL DISTRICT TAXES	228,953.10	Library and Education Facilities			Surplus on Hand Dec. 31, 1968	
RESERVE FOR UNCOLLECTED TAXES	47,000.00	Conservation and Recreation			Total	
TOTAL EXPENDITURES	329,155.62	Other Expenditures			198,096.04	

0713		MONTCLAIR TOWN			PER CAPITA:	PER CENT:
Population 1960	43,129	Net Valuation Taxable	286,694,700	TAX RATE:	Gross Debt	Gross Debt
Population 1968	44,540	State Equalized Value	313,979,520	General Rate Per \$100.	Net Debt	Net Debt
		Net Valuation on Which County Taxes		Effective Tax Rate	Debt Service	Tax Levy Collected
Moody Rating	A	are apportioned:	321,535,546	General Rate	Total Tax Levy	Tax Levy Cancelled, Abated
Land Area	6.20 Sq. Miles	State Equalization Ratio	.9131	Municipal Functions	Municipal Functions	or Adjusted
1968 EXPENDITURES		1968 REVENUES		1968 PROPERTY TAX		
GENERAL GOVERNMENT						
Governing Body & Public Boards	12,200.00	1968 Property Taxes Collected		Local District School Taxes		5,955,633.00
Municipal Clerk	30,256.00	1968 Payments in Lieu of Taxes		Regional & Consolidated School Taxes		
Financial Administration	105,453.00	Delinquent Tax & Lien Collections		School Taxes in Municipal Budget		440,405.55
Assessment of Taxes	25,448.00	Business Personalty Replacement Taxes		County Taxes		3,695,194.70
Collection of Taxes	32,911.00	Taxes from Public Utilities		County Library Taxes		
Planning, Housing & Development	56,391.96	Other Miscellaneous Tax Revenues		Local Municipal Purpose Taxes		3,462,188.89
Elections	14,277.00	State Aid Revenues		Veteran & Senior Citizen Taxes		165,170.00
General Administration (other)	139,747.55	Federal Aid Revenues		Total Taxes for Rate Computation		13,718,592.14
JUDICIARY		Sale of Acquired Property		Special District Taxes		
Municipal Courts	38,039.00	Other Miscellaneous Revenues		Bank Stock Taxes		33,864.20
PUBLIC SAFETY		Total 1968 Revenues		Added and Omitted Taxes		24,740.35
Fire Protection	828,608.64	Prior Years Surplus Appropriated		Total Taxes Levied		13,612,026.69
Police Protection	1,041,525.69	TOTAL REVENUES		1968 TAXES COLLECTED		13,029,521.43
Civil Defense & Disaster Control	13,001.00			1968 Taxes Cancelled, Abated or Adjusted		28,161.80
Environmental Inspection & Control	66,462.00			Transfer To Tax Title Liens		22,064.93
Other Public Safety				Balance Outstanding Dec. 31, 1968		546,362.52
PUBLIC WORKS		1968 REAL PROPERTY VALUATIONS - ASSESSED				
Streets and Drainage	442,419.66	Code	Class			
Sewers and Sewage Processing	203,860.94	1	Vacant Land			
Garbage and Trash Disposal	488,287.00	2	Residential			
Public Buildings and Grounds	93,300.00	3	Farm			
Other Public Works		4a	Commercial			
HEALTH and WELFARE		4b	Industrial			
Health Services Except Environmental	230,350.00	4c	Apartments			
Welfare-Public Assistance	161,923.00	Total Valuation				
Hospitals, Clinics, First Aid						
Animal, Insect, & Rodent Control	12,404.00					
Other Welfare Services						
RECREATION and CONSERVATION		CAPITAL DEBT AUTHORIZED, DECEMBER 31, 1968				
Beaches and Boardwalks		ISSUED AND UNISSUED				
Parks, Playgrounds, Shade Trees	450,620.00	GROSS DEBT				
Land Reclamation & Conservation		NET DEBT				
Other Recreational Services						
EDUCATION (excluding schools)						
Libraries	288,365.00					
Other Educational Services	350.00					
STATUTORY EXPENDITURES		ISSUED AND OUTSTANDING				
Pensions & F. I. C. A.	528,922.75					
Employee Fringe Benefits						
Other Statutory Expenditures						
TOTAL MUNICIPAL FUNCTIONS	5,305,123.19	EQUALIZED VALUATION BASIS				
CAPITAL IMPROVEMENTS	21,000.00					
DEBT SERVICE						
Principal Payments	548,000.00					
Interest Payments	221,753.85					
Other Debt Administration						
DEFERRED CHARGES	19,058.60					
SCHOOL, COUNTY, SPECIAL DISTRICT TAXES	10,091,233.25					
RESERVE FOR UNCOLLECTED TAXES	1,001,059.10					
TOTAL EXPENDITURES	17,207,227.99					

1813		MONTGOMERY TWP		PER CAPITA:		PER CENT:			
Population 1960	3,851	Net Valuation Taxable	20,686,796	TAX RATE:	Gross Debt	1,936.11	Gross Debt	17.61	
Population 1968	5,690	State Equalized Value	73,776,019	General Rate Per \$100.	Net Debt	1,056.87	Net Debt	9.61	
		Net Valuation on Which County Taxes are apportioned:	65,085,130	Effective Tax Rate	Debt Service	4.13	Tax Levy Collected	95.08	
Moody Rating				General Rate	Total Tax Levy	282.08	Tax Levy Cancelled, Abated or Adjusted	.12	
Land Area	32.26 Sq. Miles	State Equalization Ratio	.2804	Municipal Functions	Municipal Functions	86.04			
1968 EXPENDITURES		1968 REVENUES		1968 PROPERTY TAX					
GENERAL GOVERNMENT		1968 Property Taxes Collected		1,526,104.69		Local District School Taxes			1,153,973.00
Governing Body & Public Boards		1968 Payments in Lieu of Taxes				Regional & Consolidated School Taxes			
Municipal Clerk		Delinquent Tax & Lien Collections		51,572.46		School Taxes in Municipal Budget			
Financial Administration		3,950.00	Business Personalty Replacement Taxes	44,136.00		County Taxes			319,546.84
Assessment of Taxes		5,600.00	Taxes from Public Utilities	139,417.92		County Library Taxes			17,531.17
Collection of Taxes		5,510.00	Other Miscellaneous Tax Revenues			Local Municipal Purpose Taxes			81,698.50
Planning, Housing & Development		7,300.00	State Aid Revenues	25,486.68		Veteran & Senior Citizen Taxes			22,460.00
Elections			Federal Aid Revenues			Total Taxes for Rate Computation			1,595,209.51
General Administration (other)		67,969.00	Sale of Acquired Property			Special District Taxes			
JUDICIARY			Other Miscellaneous Revenues	67,948.73		Bank Stock Taxes			2,113.35
Municipal Courts		2,605.00	Total 1968 Revenues	1,854,666.48		Added and Omitted Taxes			30,205.64
PUBLIC SAFETY			Prior Years Surplus Appropriated	132,000.00		Total Taxes Levied			1,605,068.50
Fire Protection		25,406.00	TOTAL REVENUES	1,986,666.48		1968 TAXES COLLECTED			1,526,104.69
Police Protection		8,513.90	1968 REAL PROPERTY VALUATIONS - ASSESSED		1968 Taxes Cancelled, Abated or Adjusted		2,058.18		
Civil Defense & Disaster Control			Code	Class	%	Transfer To Tax Title Liens			9,507.36
Environmental Inspection & Control			1	Vacant Land	5.96	Balance Outstanding Dec. 31, 1968			69,209.46
Other Public Safety		4,700.00	2	Residential	61.58	PRIOR YEARS TAXES OUTSTANDING			
PUBLIC WORKS			3	Farm	12.90	Balance January 1, 1968			70,920.58
Streets and Drainage		112,052.91	4a	Commercial	16.98	Collected in 1968			48,920.71
Sewers and Sewage Processing		2,020.00	4b	Industrial	2.58	Cancelled, Abated or Adjusted (1968)			1,093.18
Garbage and Trash Disposal			4c	Apartments		Transfers to Tax Title Liens			576.16
Public Buildings and Grounds		13,240.00	Total Valuation 100.00		20,579,475.00	Balance December 31, 1968			20,330.53
Other Public Works			CAPITAL DEBT AUTHORIZED, DECEMBER 31, 1968			TAX TITLE LIENS OUTSTANDING			
HEALTH and WELFARE			ISSUED AND UNISSUED	GROSS DEBT	NET DEBT	Balance January 1, 1968			14,461.21
Health Services Except Environmental		8,600.00	School	4,936,000.00	2,434,567.50	Transfers From Taxes			10,169.88
Welfare-Public Assistance		2,100.00	Self-liquidating	572,500.00	572,500.00	Redeemed in 1968			2,651.75
Hospitals, Clinics, First Aid		600.00	Other	5,508,500.00	3,007,067.50	Cancelled, Abated or Adjusted (1968)			
Animal, Insect, & Rodent Control			Total			Balance December 31, 1968			21,979.34
Other Welfare Services			ISSUED AND OUTSTANDING			PROPERTY ACQUIRED BY DEED OR FORECLOSURE			
RECREATION and CONSERVATION			School		4,936,000.00	Balance January 1, 1968			11,960.00
Beaches and Boardwalks			Self-liquidating		97,500.00	Transfers From Liens			
Parks, Playgrounds, Shade Trees			Other		5,033,500.00	Sale for Cash (1968)			
Land Reclamation & Conservation			Total			Cancelled, Abated or Adjusted (1968)			
Other Recreational Services		4,450.00	EQUALIZED VALUATION BASIS		62,535,812.67	Balance December 31, 1968			11,960.00
EDUCATION (excluding schools)			1968 CAPITAL OUTLAY		24,800.29	CURRENT FINANCES DECEMBER 31, 1968			
Libraries			Beaches and Boardwalks			ASSETS			
Other Educational Services			Parks and Playgrounds		5,749.15	Cash on Hand Dec. 31, 1968			896,766.45
STATUTORY EXPENDITURES			Public Buildings and Grounds			Taxes Receivable			89,539.99
Pensions & F. I. C. A.		13,000.00	Vehicular Equipment			Tax Title Liens			21,979.34
Employee Fringe Benefits		4,210.00	Streets, Roads, Sidewalks, Storm Sewers			Foreclosed Property			11,960.00
Other Statutory Expenditures			Sewer System		19,051.14	Emergencies & Other Deferred Charges			
TOTAL MUNICIPAL FUNCTIONS		291,826.81	Water System			State Aid Receivable			48,833.00
CAPITAL IMPROVEMENTS		35,000.00	Other Utilities			Other Receivables			
DEBT SERVICE			Hospitals and Clinics			Total			1,069,078.78
Principal Payments		20,000.00	Garbage and Trash Disposal Facilities			LIABILITIES			
Interest Payments		3,550.00	Health Equipment			Cash Liabilities			684,668.04
Other Debt Administration			Library and Education Facilities			Reserves For Receivables			123,479.33
DEFERRED CHARGES		348.89	Conservation and Recreation			Surplus on Hand Dec. 31, 1968			260,931.41
SCHOOL, COUNTY, SPECIAL DISTRICT TAXES		1,491,051.01	Other Expenditures			Total			1,069,078.78
RESERVE FOR UNCOLLECTED TAXES		138,883.64							
TOTAL EXPENDITURES		1,980,660.35							

0236		MONTVALE BORO				PER CAPITA:		PER CENT:		
Population 1960	3,699	Net Valuation Taxable	59,700,638	TAX RATE:		Gross Debt	528.11	Gross Debt	5.55	
Population 1968	6,790	State Equalized Value	71,173,865	General Rate Per \$100.		Net Debt	65.01	Net Debt	.68	
		Net Valuation on Which County Taxes		Effective Tax Rate		Debt Service	4.57	Tax Levy Collected	97.96	
Moody Rating		are apportioned:	67,756,352	General Rate		Total Tax Levy	333.93	Tax Levy Cancelled, Abated		
Land Area	4.00 Sq. Miles	State Equalization Ratio	.8388	Municipal Functions		Municipal Functions	93.02	or Adjusted	.35	
1968 EXPENDITURES		1968 REVENUES		1968 PROPERTY TAX						
GENERAL GOVERNMENT		1968 Property Taxes Collected		2,221,262.81		Local District School Taxes				1,048,611.75
Governing Body & Public Boards		1968 Payments in Lieu of Taxes		1,542.06		Regional & Consolidated School Taxes				720,493.32
Municipal Clerk		Delinquent Tax & Lien Collections		65,775.42		School Taxes in Municipal Budget				
Financial Administration		Business Personalty Replacement Taxes		55,997.00		County Taxes				238,382.22
Assessment of Taxes		Taxes from Public Utilities		162,187.87		County Library Taxes				
Collection of Taxes		Other Miscellaneous Tax Revenues		2,639.00		Local Municipal Purpose Taxes				176,640.14
Planning, Housing & Development		State Aid Revenues				Veteran & Senior Citizen Taxes				34,960.00
Elections		Federal Aid Revenues				Total Taxes for Rate Computation				2,219,087.43
General Administration (other)		Sale of Acquired Property				Special District Taxes				
JUDICIARY		Other Miscellaneous Revenues		46,746.45		Bank Stock Taxes				1,717.53
Municipal Courts		Total 1968 Revenues		2,556,150.61		Added and Omitted Taxes				81,549.84
PUBLIC SAFETY		Prior Years Surplus Appropriated		155,000.00		Total Taxes Levied				2,267,394.80
Fire Protection		TOTAL REVENUES		2,711,150.61		1968 TAXES COLLECTED				2,221,262.81
Police Protection						1968 Taxes Cancelled, Abated or Adjusted				8,116.77
Civil Defense & Disaster Control						Transfer To Tax Title Liens				
Environmental Inspection & Control						Balance Outstanding Dec. 31, 1968				40,291.52
Other Public Safety										
PUBLIC WORKS		Code Class %		4,110,700.00		PRIOR YEARS TAXES OUTSTANDING				
Streets and Drainage		1 Vacant Land 6.93		42,516,900.00		Balance January 1, 1968				65,880.69
Sewers and Sewage Processing		2 Residential 71.70		225,700.00		Collected in 1968				65,775.42
Garbage and Trash Disposal		3 Farm .39		7,907,356.00		Cancelled, Abated or Adjusted (1968)				105.27
Public Buildings and Grounds		4a Commercial 13.34		1,467,300.00		Transfers to Tax Title Liens				
Other Public Works		4b Industrial 2.47		3,069,500.00		Balance December 31, 1968				
HEALTH and WELFARE		4c Apartments 5.18		59,297,456.00		TAX TITLE LIENS OUTSTANDING				
Health Services Except Environmental		Total Valuation 100.01				Balance January 1, 1968				
Welfare-Public Assistance						Transfers From Taxes				
Hospitals, Clinics, First Aid						Redeemed in 1968				
Animal, Insect, & Rodent Control						Cancelled, Abated or Adjusted (1968)				
Other Welfare Services						Balance December 31, 1968				
RECREATION and CONSERVATION		ISSUED AND UNISSUED		GROSS DEBT		PROPERTY ACQUIRED BY DEED OR				
Beaches and Boardwalks		School		3,196,566.16		FORECLOSURE				
Parks, Playgrounds, Shade Trees		Self-liquidating		389,323.10		Balance January 1, 1968				625.00
Land Reclamation & Conservation		Other		3,585,889.26		Transfers From Liens				
Other Recreational Services		Total		441,422.24		Sale for Cash (1968)				
EDUCATION (excluding schools)		ISSUED AND OUTSTANDING		3,196,566.16		Cancelled, Abated or Adjusted (1968)				
Libraries		School		381,750.00		Balance December 31, 1968				625.00
Other Educational Services		Self-liquidating		3,578,316.16		CURRENT FINANCES DECEMBER 31, 1968				
STATUTORY EXPENDITURES		Other		64,563,362.00		ASSETS				
Pensions & F. I. C. A.		EQUALIZED VALUATION BASIS		43,629.42		Cash on Hand Dec. 31, 1968				1,087,617.31
Employee Fringe Benefits		1968 CAPITAL OUTLAY				Taxes Receivable				40,291.52
Other Statutory Expenditures		Beaches and Boardwalks				Tax Title Liens				
TOTAL MUNICIPAL FUNCTIONS		Parks and Playgrounds				Foreclosed Property				625.00
CAPITAL IMPROVEMENTS		Public Buildings and Grounds				Emergencies & Other Deferred Charges				6,500.00
DEBT SERVICE		Vehicular Equipment				State Aid Receivable				
Principal Payments		Streets, Roads, Sidewalks, Storm Sewers		37,754.42		Other Receivables				2,000.00
Interest Payments		Sewer System				Total				1,136,433.83
Other Debt Administration		Water System				LIABILITIES				
DEFERRED CHARGES		Other Utilities				Cash Liabilities				823,610.60
SCHOOL, COUNTY, SPECIAL DISTRICT TAXES		Hospitals and Clinics				Reserves For Receivables				42,916.52
RESERVE FOR UNCOLLECTED TAXES		Garbage and Trash Disposal Facilities				Surplus on Hand Dec. 31, 1968				269,906.71
TOTAL EXPENDITURES		Health Equipment				Total				1,136,433.83
		Library and Education Facilities								
		Conservation and Recreation								
		Other Expenditures		5,875.00						

Moody Rating
Land Area **18.93** Sq. Miles

Net Valuation Taxable	34,931,489
State Equalized Value	102,258,457
Net Valuation on Which County Taxes are apportioned:	100,851,243
State Equalization Ratio	.3416

MONTVILLE TWP

General Rate Per \$100.	8.12
Effective Tax Rate	
General Rate	2.77
Municipal Functions	1.00

PER CAPITA:

Gross Debt	622.37
Net Debt	269.21
Debt Service	.29
Total Tax Levy	283.48
Municipal Functions	99.50

PER CENT:

Gross Debt	7.04
Net Debt	3.04
Tax Levy Collected	95.37
Tax Levy Cancelled, Abated or Adjusted	.12

1968 EXPENDITURES		1968 REVENUES		1968 PROPERTY TAX	
GENERAL GOVERNMENT		1968 Property Taxes Collected		2,779,355.26	
Governing Body & Public Boards		1968 Payments in Lieu of Taxes		119,821.07	
Municipal Clerk	9,391.95	Delinquent Tax & Lien Collections		89,226.00	
Financial Administration	12,200.00	Business Personalty Replacement Taxes		163,864.38	
Assessment of Taxes	13,304.62	Taxes from Public Utilities		5,668.00	
Collection of Taxes	15,000.00	Other Miscellaneous Tax Revenues		102,575.23	
Planning, Housing & Development		State Aid Revenues		3,260,509.94	
Elections		Federal Aid Revenues		175,000.00	
General Administration (other)	95,510.26	Sale of Acquired Property		3,435,509.94	
JUDICIARY		Other Miscellaneous Revenues		Total 1968 Revenues	
Municipal Courts	7,195.00	Prior Years Surplus Appropriated		1968 REAL PROPERTY VALUATIONS - ASSESSED	
PUBLIC SAFETY		TOTAL REVENUES		Code Class %	
Fire Protection	192,435.91			1 1 Vacant Land 7.59	
Police Protection	700.00			2 2 Residential 75.74	
Civil Defense & Disaster Control	20,400.00			3 3 Farm 2.51	
Environmental Inspection & Control				4a 4a Commercial 6.76	
Other Public Safety				4b 4b Industrial 7.41	
PUBLIC WORKS				4c 4c Apartments	
Streets and Drainage	214,997.78			Total Valuation 100.01	
Sewers and Sewage Processing				2,625,225.00	
Garbage and Trash Disposal				26,206,700.00	
Public Buildings and Grounds	23,900.00			867,200.00	
Other Public Works				2,339,575.00	
HEALTH and WELFARE				2,563,275.00	
Health Services Except Environmental	10,700.00			34,601,975.00	
Welfare-Public Assistance	6,950.00			CAPITAL DEBT AUTHORIZED, DECEMBER 31, 1968	
Hospitals, Clinics, First Aid				ISSUED AND UNISSUED GROSS DEBT NET DEBT	
Animal, Insect, & Rodent Control	1,800.00			School 6,332,000.00 2,701,510.39	
Other Welfare Services	2,500.00			Self-liquidating 66,000.00 66,000.00	
RECREATION and CONSERVATION				Other 6,398,000.00 2,767,510.39	
Beaches and Boardwalks	3,300.00			Total	
Parks, Playgrounds, Shade Trees	531.30			ISSUED AND OUTSTANDING	
Land Reclamation & Conservation				School 2,135,000.00	
Other Recreational Services	8,850.00			Self-liquidating 66,000.00	
EDUCATION (excluding schools)				Other 2,201,000.00	
Libraries	9,000.00			Total	
Other Educational Services				EQUALIZED VALUATION BASIS	
STATUTORY EXPENDITURES				90,762,240.33	
Pensions & F. I. C. A.	18,510.00			1968 CAPITAL OUTLAY	
Employee Fringe Benefits	13,900.00			13,630.53	
Other Statutory Expenditures				Beaches and Boardwalks 9,832.25	
TOTAL MUNICIPAL FUNCTIONS	681,076.82			Parks and Playgrounds	
CAPITAL IMPROVEMENTS	40,000.00			Public Buildings and Grounds	
DEBT SERVICE				Vehicular Equipment	
Principal Payments				Streets, Roads, Sidewalks, Storm Sewers 3,600.00	
Interest Payments	3,000.00			Sewer System	
Other Debt Administration				Water System	
DEFERRED CHARGES	32,942.89			Other Utilities	
SCHOOL, COUNTY, SPECIAL DISTRICT TAXES	2,453,652.04			Hospitals and Clinics	
RESERVE FOR UNCOLLECTED TAXES	265,932.35			Garbage and Trash Disposal Facilities	
TOTAL EXPENDITURES	3,476,604.10			Health Equipment	
				Library and Education Facilities	
				Conservation and Recreation	
				Other Expenditures 198.28	

0237		MOONACHIE BORO			PER CAPITA:	PER CENT:
Population 1960	3,052	Net Valuation Taxable	37,458,769	TAX RATE:	Gross Debt	286.89
Population 1968	3,360	State Equalized Value	51,567,688	General Rate Per \$100.	Net Debt	84.54
		Net Valuation on Which County Taxes are apportioned:	46,772,859	Effective Tax Rate	Debt Service	2.35
Moody Rating		State Equalization Ratio	.7264	General Rate	Total Tax Levy	185.32
Land Area	1.60 Sq. Miles			Municipal Functions	Municipal Functions	95.54
						or Adjusted
						26
1968 EXPENDITURES		1968 REVENUES		1968 PROPERTY TAX		
GENERAL GOVERNMENT						
Governing Body & Public Boards	7,500.00	1968 Property Taxes Collected		Local District School Taxes		417,038.88
Municipal Clerk		1968 Payments in Lieu of Taxes		Regional & Consolidated School Taxes		
Financial Administration	6,550.00	Delinquent Tax & Lien Collections		School Taxes in Municipal Budget		
Assessment of Taxes	5,950.00	Business Personalty Replacement Taxes		County Taxes		165,333.52
Collection of Taxes	6,672.00	Taxes from Public Utilities		County Library Taxes		
Planning, Housing & Development	11,275.00	Other Miscellaneous Tax Revenues		Local Municipal Purpose Taxes		17,357.98
Elections	500.00	State Aid Revenues		Veteran & Senior Citizen Taxes		15,230.00
General Administration (other)	67,344.00	Federal Aid Revenues		Total Taxes for Rate Computation		614,960.38
JUDICIARY		Sale of Acquired Property		Special District Taxes		
Municipal Courts	4,600.00	Other Miscellaneous Revenues		Bank Stock Taxes		1,285.47
PUBLIC SAFETY		Total 1968 Revenues		Added and Omitted Taxes		21,670.28
Fire Protection	25,800.00	Prior Years Surplus Appropriated		Total Taxes Levied		622,686.13
Police Protection	62,500.00	TOTAL REVENUES		1968 TAXES COLLECTED		592,992.18
Civil Defense & Disaster Control	300.00			1968 Taxes Cancelled, Abated or Adjusted		1,673.67
Environmental Inspection & Control				Transfer To Tax Title Liens		
Other Public Safety				Balance Outstanding Dec. 31, 1968		31,129.59
PUBLIC WORKS		1968 REAL PROPERTY VALUATIONS - ASSESSED				
Streets and Drainage	41,376.00					
Sewers and Sewage Processing						
Garbage and Trash Disposal	12,300.00					
Public Buildings and Grounds	8,000.00					
Other Public Works						
HEALTH and WELFARE						
Health Services Except Environmental	4,000.00					
Welfare-Public Assistance	200.00					
Hospitals, Clinics, First Aid						
Animal, Insect, & Rodent Control	715.00					
Other Welfare Services						
RECREATION and CONSERVATION						
Beaches and Boardwalks						
Parks, Playgrounds, Shade Trees	3,500.00					
Land Reclamation & Conservation						
Other Recreational Services	500.00					
EDUCATION (excluding schools)						
Libraries						
Other Educational Services						
STATUTORY EXPENDITURES						
Pensions & F. I. C. A.	14,100.00					
Employee Fringe Benefits	3,500.00					
Other Statutory Expenditures						
TOTAL MUNICIPAL FUNCTIONS	287,182.00					
CAPITAL IMPROVEMENTS	3,000.00					
DEBT SERVICE						
Principal Payments	6,538.50					
Interest Payments	1,381.14					
Other Debt Administration						
DEFERRED CHARGES	1,800.00					
SCHOOL, COUNTY, SPECIAL DISTRICT TAXES	582,372.40					
RESERVE FOR UNCOLLECTED TAXES	21,124.25					
TOTAL EXPENDITURES	903,398.29					

0322		MOORESTOWN TWP				PER CAPITA:		PER CENT:	
Population 1960	12,497	Net Valuation Taxable	125,163,771	TAX RATE:		Gross Debt	714.91	Gross Debt	9.03
Population 1968	14,680	State Equalized Value	128,862,113	General Rate Per \$100.		Net Debt	276.00	Net Debt	3.48
		Net Valuation on Which County Taxes		Effective Tax Rate		Debt Service	6.53	Tax Levy Collected 90.85	
Moody Rating		are apportioned:	133,425,095	General Rate		Total Tax Levy	316.70	Tax Levy Cancelled, Abated	
Land Area	15.18 Sq. Miles	State Equalization Ratio	.9713	Municipal Functions		Municipal Functions	112.14	or Adjusted .05	
1968 EXPENDITURES		1968 REVENUES			1968 PROPERTY TAX				
GENERAL GOVERNMENT									
Governing Body & Public Boards	5,550.00	1968 Property Taxes Collected			4,224,166.10				
Municipal Clerk		1968 Payments in Lieu of Taxes							
Financial Administration	17,861.00	Delinquent Tax & Lien Collections			195,546.56				
Assessment of Taxes	21,040.00	Business Personalty Replacement Taxes			277,732.00				
Collection of Taxes	16,135.00	Taxes from Public Utilities			256,650.68				
Planning, Housing & Development	10,550.00	Other Miscellaneous Tax Revenues							
Elections		State Aid Revenues			9,125.00				
General Administration (other)	139,257.00	Federal Aid Revenues							
JUDICIARY		Sale of Acquired Property			3,500.00				
Municipal Courts	18,114.00	Other Miscellaneous Revenues			193,225.63				
PUBLIC SAFETY		Total 1968 Revenues			5,159,945.97				
Fire Protection	900.00	Prior Years Surplus Appropriated			270,000.00				
Police Protection	279,595.00	TOTAL REVENUES			5,429,945.97				
Civil Defense & Disaster Control	300.00								
Environmental Inspection & Control	13,318.00	1968 REAL PROPERTY VALUATIONS - ASSESSED							
Other Public Safety									
PUBLIC WORKS									
Streets and Drainage	190,900.00								
Sewers and Sewage Processing									
Garbage and Trash Disposal	106,400.00								
Public Buildings and Grounds	35,450.00								
Other Public Works	3,050.00								
HEALTH and WELFARE									
Health Services Except Environmental	16,913.00								
Welfare-Public Assistance	2,120.00								
Hospitals, Clinics, First Aid									
Animal, Insect, & Rodent Control	400.00								
Other Welfare Services									
RECREATION and CONSERVATION									
Beaches and Boardwalks									
Parks, Playgrounds, Shade Trees	82,235.00								
Land Reclamation & Conservation									
Other Recreational Services	61,256.00								
EDUCATION (excluding schools)									
Libraries	76,575.00								
Other Educational Services									
STATUTORY EXPENDITURES									
Pensions & F. I. C. A.	68,950.00								
Employee Fringe Benefits	24,125.00								
Other Statutory Expenditures									
TOTAL MUNICIPAL FUNCTIONS	1,190,994.00								
CAPITAL IMPROVEMENTS	44,474.50								
DEBT SERVICE									
Principal Payments	91,954.00								
Interest Payments	4,010.00								
Other Debt Administration									
DEFERRED CHARGES	3,723.00								
SCHOOL, COUNTY, SPECIAL DISTRICT TAXES	3,926,658.12								
RESERVE FOR UNCOLLECTED TAXES	311,145.00								
TOTAL EXPENDITURES	5,572,958.62								

1422				MORRIS TWP		PER CAPITA:	PER CENT:		
Population 1960	12,092	Net Valuation Taxable	80,257,421	TAX RATE:		Gross Debt	462.77	Gross Debt	4.21
Population 1968	17,580	State Equalized Value	217,029,261	General Rate Per \$100.	7.12	Net Debt	35.06	Net Debt	.31
		Net Valuation on Which County Taxes are apportioned:	199,834,641	Effective Tax Rate		Debt Service		Tax Levy Collected	96.75
Moody Rating	A-1			General Rate	2.63	Total Tax Levy	322.89	Tax Levy Cancelled, Abated or Adjusted	.26
Land Area	15.80 Sq. Miles	State Equalization Ratio	.3698	Municipal Functions	1.06	Municipal Functions	131.80		
1968 EXPENDITURES		1968 REVENUES			1968 PROPERTY TAX				
GENERAL GOVERNMENT		1968 Property Taxes Collected			5,492,350.28				
Governing Body & Public Boards		1968 Payments in Lieu of Taxes							
Municipal Clerk		Delinquent Tax & Lien Collections			147,310.55				
Financial Administration		17,100.00	Business Personality Replacement Taxes			221,528.00			
Assessment of Taxes		16,865.00	Taxes from Public Utilities			231,275.67			
Collection of Taxes		26,645.00	Other Miscellaneous Tax Revenues						
Planning, Housing & Development		11,015.00	State Aid Revenues			11,950.50			
Elections		5,025.00	Federal Aid Revenues						
General Administration (other)		124,790.00	Sale of Acquired Property						
JUDICIARY			Other Miscellaneous Revenues			160,410.26			
Municipal Courts		11,640.00	Total 1968 Revenues			6,264,825.26			
PUBLIC SAFETY			Prior Years Surplus Appropriated			650,000.00			
Fire Protection		164,228.03	TOTAL REVENUES			6,914,825.26			
Police Protection		321,490.00	1968 REAL PROPERTY VALUATIONS - ASSESSED						
Civil Defense & Disaster Control		5,765.00	Code Class %						
Environmental Inspection & Control		13,160.00	1 Vacant Land 2.63			2,092,150.00			
Other Public Safety			2 Residential 71.54			56,819,350.00			
PUBLIC WORKS			3 Farm .75			601,900.00			
Streets and Drainage		379,181.33	4a Commercial 4.17			3,315,250.00			
Sewers and Sewage Processing			4b Industrial 17.14			13,616,500.00			
Garbage and Trash Disposal		135,780.00	4c Apartments 3.76			2,983,300.00			
Public Buildings and Grounds		17,200.00	Total Valuation 99.99			79,428,450.00			
Other Public Works			CAPITAL DEBT AUTHORIZED, DECEMBER 31, 1968						
HEALTH and WELFARE			ISSUED AND UNISSUED			GROSS DEBT NET DEBT			
Health Services Except Environmental		40,500.00	School			4,646,000.00			
Welfare-Public Assistance		4,000.00	Self-liquidating			3,432,500.00			
Hospitals, Clinics, First Aid			Other			57,000.00			
Animal, Insect, & Rodent Control		1,500.00	Total			8,135,500.00			
Other Welfare Services			ISSUED AND OUTSTANDING						
RECREATION and CONSERVATION			School			4,456,000.00			
Beaches and Boardwalks			Self-liquidating			1,761,000.00			
Parks, Playgrounds, Shade Trees		95,750.00	Other			6,217,000.00			
Land Reclamation & Conservation			Total						
Other Recreational Services			EQUALIZED VALUATION BASIS			192,953,680.00			
EDUCATION (excluding schools)			1968 CAPITAL OUTLAY			812,509.90			
Libraries		59,151.83	Beaches and Boardwalks						
Other Educational Services			Parks and Playgrounds			85,981.35			
STATUTORY EXPENDITURES			Public Buildings and Grounds						
Pensions & F. I. C. A.		107,000.00	Vehicular Equipment						
Employee Fringe Benefits		62,300.00	Streets, Roads, Sidewalks, Storm Sewers			663,435.47			
Other Statutory Expenditures			Sewer System						
TOTAL MUNICIPAL FUNCTIONS		1,620,086.19	Water System						
CAPITAL IMPROVEMENTS		256,000.00	Other Utilities						
DEBT SERVICE			Hospitals and Clinics						
Principal Payments			Garbage and Trash Disposal Facilities						
Interest Payments			Health Equipment						
Other Debt Administration		44,494.62	Library and Education Facilities						
DEFERRED CHARGES		4,584,667.47	Conservation and Recreation			63,693.08			
SCHOOL, COUNTY, SPECIAL DISTRICT TAXES		396,493.64	Other Expenditures						
RESERVE FOR UNCOLLECTED TAXES									
TOTAL EXPENDITURES		6,901,741.92							

1423				MORRIS PLAINS BORO		PER CAPITA:	PER CENT:		
Population 1960	4,703	Net Valuation Taxable	27,218,880	TAX RATE:		Gross Debt	248.88	Gross Debt	2.56
Population 1968	6,120	State Equalized Value	63,610,376	General Rate Per \$100.	5.99	Net Debt	29.93	Net Debt	.30
		Net Valuation on Which County Taxes		Effective Tax Rate		Debt Service	4.57	Tax Levy Collected	98.42
Moody Rating		are apportioned:	67,095,240	General Rate	2.56	Total Tax Levy	262.00	Tax Levy Cancelled, Abated	
Land Area	2.50 Sq. Miles	State Equalization Ratio	.4279	Municipal Functions	1.05	Municipal Functions	110.02	or Adjusted	.13
1968 EXPENDITURES		1968 REVENUES			1968 PROPERTY TAX				
GENERAL GOVERNMENT		1968 Property Taxes Collected			1,578,155.52				
Governing Body & Public Boards		1968 Payments in Lieu of Taxes							
Municipal Clerk		Delinquent Tax & Lien Collections			35,825.57				
Financial Administration		Business Personalty Replacement Taxes			139,852.00				
Assessment of Taxes		Taxes from Public Utilities			90,230.52				
Collection of Taxes		Other Miscellaneous Tax Revenues			3,868.00				
Planning, Housing & Development		State Aid Revenues							
Elections		Federal Aid Revenues							
General Administration (other)		Sale of Acquired Property			46,978.89				
JUDICIARY		Other Miscellaneous Revenues			1,894,910.50				
Municipal Courts		Total 1968 Revenues			179,000.00				
PUBLIC SAFETY		Prior Years Surplus Appropriated			2,073,910.50				
Fire Protection		TOTAL REVENUES							
Police Protection		1968 REAL PROPERTY VALUATIONS - ASSESSED							
Civil Defense & Disaster Control		Code Class %							
Environmental Inspection & Control		1 Vacant Land 2.23			600,170.00				
Other Public Safety		2 Residential 61.95			16,638,500.00				
PUBLIC WORKS		3 Farm .06			15,787.00				
Streets and Drainage		4a Commercial 7.12			1,913,400.00				
Sewers and Sewage Processing		4b Industrial 28.64			7,692,000.00				
Garbage and Trash Disposal		4c Apartments							
Public Buildings and Grounds		Total Valuation 100.00			26,859,857.00				
Other Public Works		CAPITAL DEBT AUTHORIZED, DECEMBER 31, 1968							
HEALTH and WELFARE		ISSUED AND UNISSUED			GROSS DEBT				
Health Services Except Environmental		School			1,340,000.00				
Welfare-Public Assistance		Self-liquidating			183,200.00				
Hospitals, Clinics, First Aid		Other			183,200.00				
Animal, Insect, & Rodent Control		Total			1,523,200.00				
Other Welfare Services		ISSUED AND OUTSTANDING							
RECREATION and CONSERVATION		School			915,000.00				
Beaches and Boardwalks		Self-liquidating							
Parks, Playgrounds, Shade Trees		Other			169,200.00				
Land Reclamation & Conservation		Total			1,084,200.00				
Other Recreational Services		EQUALIZED VALUATION BASIS			59,275,093.00				
EDUCATION (excluding schools)		1968 CAPITAL OUTLAY			38,732.50				
Libraries		Beaches and Boardwalks							
Other Educational Services		Parks and Playgrounds							
STATUTORY EXPENDITURES		Public Buildings and Grounds							
Pensions & F. I. C. A.		Vehicular Equipment			3,495.00				
Employee Fringe Benefits		Streets, Roads, Sidewalks, Storm Sewers			9,318.18				
Other Statutory Expenditures		Sewer System							
TOTAL MUNICIPAL FUNCTIONS		Water System							
CAPITAL IMPROVEMENTS		Other Utilities							
DEBT SERVICE		Hospitals and Clinics							
Principal Payments		Garbage and Trash Disposal Facilities							
Interest Payments		Health Equipment							
Other Debt Administration		Library and Education Facilities							
DEFERRED CHARGES		Conservation and Recreation			1,924.00				
SCHOOL, COUNTY, SPECIAL DISTRICT TAXES		Other Expenditures			23,995.32				
RESERVE FOR UNCOLLECTED TAXES									
TOTAL EXPENDITURES									

1424
Population 1960 17,712
Population 1968 21,190

Moody Rating A-1
Land Area 2.00 Sq. Miles

Net Valuation Taxable 60,114,500
State Equalized Value 131,887,889
Net Valuation on Which County Taxes
are apportioned: 132,673,080
State Equalization Ratio .4558

MORRISTOWN TOWN

TAX RATE:
General Rate Per \$100. 7.70
Effective Tax Rate
General Rate 3.50
Municipal Functions 2.01

PER CAPITA:
Gross Debt 362.37
Net Debt 76.97
Debt Service 8.71
Total Tax Levy 218.20
Municipal Functions 125.71

PER CENT:
Gross Debt 6.25
Net Debt 1.32
Tax Levy Collected 95.03
Tax Levy Cancelled, Abated
or Adjusted .11

1968 EXPENDITURES		1968 REVENUES		1968 PROPERTY TAX	
GENERAL GOVERNMENT		1968 Property Taxes Collected		Local District School Taxes	
Governing Body & Public Boards	300.00	1968 Payments in Lieu of Taxes		Regional & Consolidated School Taxes	
Municipal Clerk		Delinquent Tax & Lien Collections		School Taxes in Municipal Budget	
Financial Administration	29,099.00	Business Personality Replacement Taxes		County Taxes	
Assessment of Taxes	23,927.00	Taxes from Public Utilities		County Library Taxes	
Collection of Taxes	26,005.00	Other Miscellaneous Tax Revenues		Local Municipal Purpose Taxes	
Planning, Housing & Development	33,532.00	State Aid Revenues		Veteran & Senior Citizen Taxes	
Elections	2,830.00	Federal Aid Revenues		Total Taxes for Rate Computation	
General Administration (other)	151,720.80	Sale of Acquired Property		Special District Taxes	
JUDICIARY		Other Miscellaneous Revenues		Bank Stock Taxes	
Municipal Courts	25,447.00	Total 1968 Revenues		Added and Omitted Taxes	
PUBLIC SAFETY		Prior Years Surplus Appropriated		Total Taxes Levied	
Fire Protection	270,232.00	TOTAL REVENUES		1968 TAXES COLLECTED	
Police Protection	473,295.36	1968 REAL PROPERTY VALUATIONS - ASSESSED		1968 Taxes Cancelled, Abated or Adjusted	
Civil Defense & Disaster Control	5,350.00	Code Class %		Transfer To Tax Title Liens	
Environmental Inspection & Control	9,010.00	1 Vacant Land 2.82		Balance Outstanding Dec. 31, 1968	
Other Public Safety		2 Residential 45.15		PRIOR YEARS TAXES OUTSTANDING	
PUBLIC WORKS		3 Farm		Balance January 1, 1968	
Streets and Drainage	283,804.11	4a Commercial 32.81		Collected in 1968	
Sewers and Sewage Processing	86,476.00	4b Industrial 2.18		Cancelled, Abated or Adjusted (1968)	
Garbage and Trash Disposal	67,275.00	4c Apartments 17.04		Transfers to Tax Title Liens	
Public Buildings and Grounds	62,121.00	Total Valuation 100.00		Balance December 31, 1968	
Other Public Works		CAPITAL DEBT AUTHORIZED, DECEMBER 31, 1968		TAX TITLE LIENS OUTSTANDING	
HEALTH and WELFARE		ISSUED AND UNISSUED		Balance January 1, 1968	
Health Services Except Environmental	68,730.00	School		Transfers From Taxes	
Welfare-Public Assistance	15,630.00	Self-liquidating		Redeemed in 1968	
Hospitals, Clinics, First Aid		Other		Cancelled, Abated or Adjusted (1968)	
Animal, Insect, & Rodent Control	9,795.00	Total		Balance December 31, 1968	
Other Welfare Services		ISSUED AND OUTSTANDING		PROPERTY ACQUIRED BY DEED OR	
RECREATION and CONSERVATION		School		FORECLOSURE	
Beaches and Boardwalks		Self-liquidating		Balance January 1, 1968	
Parks, Playgrounds, Shade Trees	174,848.91	Other		Transfers From Liens	
Land Reclamation & Conservation		Total		Sale for Cash (1968)	
Other Recreational Services	1,200.00	EQUALIZED VALUATION BASIS		Cancelled, Abated or Adjusted (1968)	
EDUCATION (excluding schools)		1968 CAPITAL OUTLAY		Balance December 31, 1968	
Libraries	42,848.17	Beaches and Boardwalks		CURRENT FINANCES DECEMBER 31, 1968	
Other Educational Services	2,000.00	Parks and Playgrounds		ASSETS	
STATUTORY EXPENDITURES		Public Buildings and Grounds		Cash on Hand Dec. 31, 1968	
Pensions & F. I. C. A.	155,500.00	Vehicular Equipment		Taxes Receivable	
Employee Fringe Benefits	37,200.00	Streets, Roads, Sidewalks, Storm Sewers		Tax Title Liens	
Other Statutory Expenditures		Sewer System		Foreclosed Property	
TOTAL MUNICIPAL FUNCTIONS	2,058,176.35	Water System		Emergencies & Other Deferred Charges	
CAPITAL IMPROVEMENTS	30,000.00	Other Utilities		State Aid Receivable	
DEBT SERVICE		Hospitals and Clinics		Other Receivables	
Principal Payments	145,000.00	Garbage and Trash Disposal Facilities		Total	
Interest Payments	39,625.75	Health Equipment		LIABILITIES	
Other Debt Administration		Library and Education Facilities		Cash Liabilities	
DEFERRED CHARGES	23,236.23	Conservation and Recreation		Reserves For Receivables	
SCHOOL, COUNTY, SPECIAL DISTRICT TAXES	3,071,046.41	Other Expenditures		Surplus on Hand Dec. 31, 1968	
RESERVE FOR UNCOLLECTED TAXES	367,816.73			Total	
TOTAL EXPENDITURES	5,734,901.47				

1425		MOUNTAIN LAKES BORO				PER CAPITA:		PER CENT:		
Population 1960	4,037	Net Valuation Taxable	22,645,083	TAX RATE:		Gross Debt	384.70	Gross Debt	3.99	
Population 1968	4,510	State Equalized Value	47,774,436	General Rate Per \$100.		Net Debt		Net Debt		
		Net Valuation on Which County Taxes		Effective Tax Rate		Debt Service		Tax Levy Collected	98.67	
Moody Rating		are apportioned:	45,380,798	General Rate		Total Tax Levy	399.87	Tax Levy Cancelled, Abated		
Land Area	3.00 Sq. Miles	State Equalization Ratio	.4740	Municipal Functions		Municipal Functions	120.53	or Adjusted	.12	
1968 EXPENDITURES		1968 REVENUES				1968 PROPERTY TAX				
GENERAL GOVERNMENT		1968 Property Taxes Collected				1,779,535.91				
Governing Body & Public Boards		1968 Payments in Lieu of Taxes								
Municipal Clerk		Delinquent Tax & Lien Collections				34,239.90				
Financial Administration		6,149.30	Business Personalty Replacement Taxes				18,402.00			
Assessment of Taxes		5,700.10	Taxes from Public Utilities				35,457.81			
Collection of Taxes		7,274.00	Other Miscellaneous Tax Revenues							
Planning, Housing & Development		2,256.04	State Aid Revenues				3,377.00			
Elections			Federal Aid Revenues							
General Administration (other)		47,013.74	Sale of Acquired Property				22,519.26			
JUDICIARY			Other Miscellaneous Revenues				12,402.20			
Municipal Courts		3,550.00	Total 1968 Revenues				1,905,934.08			
PRIORITY SAFETY			Prior Years Surplus Appropriated				153,000.00			
Fire Protection		31,600.00	TOTAL REVENUES				2,058,934.08			
Police Protection		98,832.78								
Civil Defense & Disaster Control		750.00								
Environmental Inspection & Control		2,475.00								
Other Public Safety										
PUBLIC WORKS										
Streets and Drainage		72,325.08								
Sewers and Sewage Processing										
Garbage and Trash Disposal										
Public Buildings and Grounds		7,570.55								
Other Public Works										
HEALTH and WELFARE										
Health Services Except Environmental		4,400.00								
Welfare-Public Assistance		100.00								
Hospitals, Clinics, First Aid										
Animal, Insect, & Rodent Control		600.00								
Other Welfare Services										
RECREATION and CONSERVATION										
Beaches and Boardwalks										
Parks, Playgrounds, Shade Trees		18,881.96								
Land Reclamation & Conservation										
Other Recreational Services		12,280.00								
EDUCATION (excluding schools)										
Libraries		14,300.00								
Other Educational Services										
STATUTORY EXPENDITURES										
Pensions & F. I. C. A.		21,600.00								
Employee Fringe Benefits		13,300.00								
Other Statutory Expenditures										
TOTAL MUNICIPAL FUNCTIONS		370,958.55								
CAPITAL IMPROVEMENTS		24,000.00								
DEBT SERVICE										
Principal Payments										
Interest Payments										
Other Debt Administration										
DEFERRED CHARGES		5,593.72								
SCHOOL, COUNTY, SPECIAL DISTRICT TAXES		1,493,441.24								
RESERVE FOR UNCOLLECTED TAXES		143,047.55								
TOTAL EXPENDITURES		2,037,041.06								

2010		MOUNTAIN INSIDE BORO				PER CAPITA:		PER CENT:	
Population 1960	6,325	Net Valuation Taxable	42,143,000	TAX RATE:		Gross Debt	456.66	Gross Debt	3.93
Population 1968	8,020	State Equalized Value	100,316,591	General Rate Per \$100.		Net Debt	73.09	Net Debt	.62
		Net Valuation on Which County Taxes		Effective Tax Rate		Debt Service	5.38	Tax Levy Collected	99.09
Moody Rating		are apportioned:	102,110,544	General Rate		Total Tax Levy	302.23	Tax Levy Cancelled, Abated	
Land Area	4.10 Sq. Miles	State Equalization Ratio	.4201	Municipal Functions		Municipal Functions	95.51	or Adjusted	.05
1968 EXPENDITURES		1968 REVENUES		1968 PROPERTY TAX					
GENERAL GOVERNMENT									
Governing Body & Public Boards		1968 Property Taxes Collected		2,401,893.29		Local District School Taxes 1,101,719.06			
Municipal Clerk		1968 Payments in Lieu of Taxes		1,174.08		Regional & Consolidated School Taxes 735,905.67			
Financial Administration		Delinquent Tax & Lien Collections		32,176.27		School Taxes in Municipal Budget			
Assessment of Taxes		Business Personalty Replacement Taxes		180,746.00		County Taxes 419,384.84			
Collection of Taxes		Taxes from Public Utilities		155,900.78		County Library Taxes			
Planning, Housing & Development		Other Miscellaneous Tax Revenues		7,413.65		Local Municipal Purpose Taxes 143,746.30			
Elections		State Aid Revenues				Veteran & Senior Citizen Taxes 46,570.00			
General Administration (other)		Federal Aid Revenues				Total Taxes for Rate Computation 2,447,325.87			
JUDICIARY		Sale of Acquired Property				Special District Taxes			
Municipal Courts		Other Miscellaneous Revenues		76,491.62		Bank Stock Taxes 2,417.26			
PUBLIC SAFETY		Total 1968 Revenues		2,855,795.69		Added and Omitted Taxes 20,718.59			
Fire Protection		Prior Years Surplus Appropriated		225,000.00		Total Taxes Levied 2,423,891.72			
Police Protection		TOTAL REVENUES		3,080,795.69		1968 TAXES COLLECTED 2,401,893.29			
Civil Defense & Disaster Control						1968 Taxes Cancelled, Abated or Adjusted 1,436.64			
Environmental Inspection & Control						Transfer To Tax Title Liens 58.10			
Other Public Safety						Balance Outstanding Dec. 31, 1968 20,503.69			
PUBLIC WORKS		1968 REAL PROPERTY VALUATIONS - ASSESSED				PRIOR YEARS TAXES OUTSTANDING			
Streets and Drainage		Code Class %		776,800.00		Balance January 1, 1968 36,095.49			
Sewers and Sewage Processing		1 Vacant Land 1.85		33,471,109.00		Collected in 1968 32,176.27			
Garbage and Trash Disposal		2 Residential 79.91		12,500.00		Cancelled, Abated or Adjusted (1968)			
Public Buildings and Grounds		3 Farm .03		2,793,900.00		Transfers to Tax Title Liens			
Other Public Works		4a Commercial 6.67		4,832,300.00		Balance December 31, 1968 3,919.22			
HEALTH and WELFARE		4b Industrial 11.54		41,886,600.00		TAX TITLE LIENS OUTSTANDING			
Health Services Except Environmental		4c Apartments				Balance January 1, 1968 339.30			
Welfare-Public Assistance		Total Valuation 100.00				Transfers From Taxes 58.10			
Hospitals, Clinics, First Aid		CAPITAL DEBT AUTHORIZED, DECEMBER 31, 1968				Redeemed in 1968			
Animal, Insect, & Rodent Control		ISSUED AND UNISSUED		GROSS DEBT NET DEBT		Cancelled, Abated or Adjusted (1968)			
Other Welfare Services		School		2,799,295.58		Balance December 31, 1968 397.40			
RECREATION and CONSERVATION		Self-liquidating		277,000.00		PROPERTY ACQUIRED BY DEED OR FORECLOSURE			
Beaches and Boardwalks		Other		586,196.41		Balance January 1, 1968 4,025.00			
Parks, Playgrounds, Shade Trees		Total		3,662,491.99		Transfers From Liens			
Land Reclamation & Conservation		ISSUED AND OUTSTANDING				Sale for Cash (1968)			
Other Recreational Services		SCHOOL		2,754,295.58		Cancelled, Abated or Adjusted (1968)			
EDUCATION (excluding schools)		Self-liquidating		260,000.00		Balance December 31, 1968 4,025.00			
Libraries		Other		586,000.00		CURRENT FINANCES DECEMBER 31, 1968			
Other Educational Services		Total		3,600,295.58		ASSETS			
STATUTORY EXPENDITURES		EQUALIZED VALUATION BASIS		93,114,566.67		Cash on Hand Dec. 31, 1968 368,508.94			
Pensions & F. I. C. A.		1968 CAPITAL OUTLAY		50,381.21		Taxes Receivable 24,422.91			
Employee Fringe Benefits		Beaches and Boardwalks		2,999.29		Tax Title Liens 397.40			
Other Statutory Expenditures		Parks and Playgrounds		9,824.59		Foreclosed Property 4,025.00			
TOTAL MUNICIPAL FUNCTIONS		Public Buildings and Grounds				Emergencies & Other Deferred Charges			
CAPITAL IMPROVEMENTS		Vehicular Equipment				State Aid Receivable 15,435.00			
DEBT SERVICE		Streets, Roads, Sidewalks, Storm Sewers				Other Receivables 2,738.96			
Principal Payments		Sewer System				Total 415,578.21			
Interest Payments		Water System				LIABILITIES			
Other Debt Administration		Other Utilities				Cash Liabilities 89,364.98			
DEFERRED CHARGES		Hospitals and Clinics				Reserves For Receivables 31,584.27			
SCHOOL, COUNTY, SPECIAL DISTRICT TAXES		Garbage and Trash Disposal Facilities				Surplus on Hand Dec. 31, 1968 294,628.96			
RESERVE FOR UNCOLLECTED TAXES		Health Equipment		13,557.33		Total 415,578.21			
TOTAL EXPENDITURES		Library and Education Facilities		24,000.00					
		Conservation and Recreation							
		Other Expenditures							

1426		MOUNT ARLINGTON BORO			PER CAPITA:	PER CENT:
Population 1960	1,246	Net Valuation Taxable	9,477,961	TAX RATE:	Gross Debt 178.20	Gross Debt 1.99
Population 1968	1,950	State Equalized Value	18,779,395	General Rate Per \$100. 6.27	Net Debt 16.66	Net Debt .18
Moody Rating		Net Valuation on Which County Taxes are apportioned:	19,138,045	Effective Tax Rate	Debt Service 2.85	Tax Levy Collected 94.05
Land Area 2.70 Sq. Miles		State Equalization Ratio	.5047	General Rate 3.16	Total Tax Levy 303.28	Tax Levy Cancelled, Abated or Adjusted .41
				Municipal Functions 1.37	Municipal Functions 32.01	
1968 EXPENDITURES		1968 REVENUES		1968 PROPERTY TAX		
GENERAL GOVERNMENT		1968 Property Taxes Collected		Local District School Taxes		
Governing Body & Public Boards		1968 Payments In Lieu of Taxes		Regional & Consolidated School Taxes		
Municipal Clerk		Delinquent Tax & Lien Collections		School Taxes in Municipal Budget		
Financial Administration		Business Personality Replacement Taxes		County Taxes		
Assessment of Taxes		Taxes from Public Utilities		County Library Taxes		
Collection of Taxes		Other Miscellaneous Tax Revenues		Local Municipal Purpose Taxes		
Planning, Housing & Development		State Aid Revenues		Veteran & Senior Citizen Taxes		
Elections		Federal Aid Revenues		Total Taxes for Rate Computation		
General Administration (other)		Sale of Acquired Property		Special District Taxes		
JUDICIARY		Other Miscellaneous Revenues		Bank Stock Taxes		
Municipal Courts		Total 1968 Revenues		Added and Omitted Taxes		
PUBLIC SAFETY		Prior Years Surplus Appropriated		Total Taxes Levied		
Fire Protection		TOTAL REVENUES		1968 TAXES COLLECTED		
Police Protection		1968 REAL PROPERTY VALUATIONS - ASSESSED		1968 Taxes Cancelled, Abated or Adjusted		
Civil Defense & Disaster Control		Code Class %		Transfer To Tax Title Liens		
Environmental Inspection & Control		1 Vacant Land 4.90		Balance Outstanding Dec. 31, 1968		
Other Public Safety		2 Residential 78.91		PRIOR YEARS TAXES OUTSTANDING		
PUBLIC WORKS		3 Farm		Balance January 1, 1968		
Streets and Drainage		4a Commercial 8.07		Collected in 1968		
Sewers and Sewage Processing		4b Industrial 1.20		Cancelled, Abated or Adjusted (1968)		
Garbage and Trash Disposal		4c Apartments 6.93		Transfers to Tax Title Liens		
Public Buildings and Grounds		Total Valuation 100.00		Balance December 31, 1968		
Other Public Works		CAPITAL DEBT AUTHORIZED, DECEMBER 31, 1968		TAX TITLE LIENS OUTSTANDING		
HEALTH and WELFARE		ISSUED AND UNISSUED		Balance January 1, 1968		
Health Services Except Environmental		GROSS DEBT		Transfers From Taxes		
Welfare-Public Assistance		NET DEBT		Redeemed in 1968		
Hospitals, Clinics, First Aid		School		Cancelled, Abated or Adjusted (1968)		
Animal, Insect, & Rodent Control		Self-liquidating		Balance December 31, 1968		
Other Welfare Services		Other		PROPERTY ACQUIRED BY DEED OR FORECLOSURE		
RECREATION and CONSERVATION		Total		Balance January 1, 1968		
Beaches and Boardwalks		ISSUED AND OUTSTANDING		Transfers From Liens		
Parks, Playgrounds, Shade Trees		School		Sale for Cash (1968)		
Land Reclamation & Conservation		Self-liquidating		Cancelled, Abated or Adjusted (1968)		
Other Recreational Services		Other		Balance December 31, 1968		
EDUCATION (excluding schools)		Total		CURRENT FINANCES DECEMBER 31, 1968		
Libraries		EQUALIZED VALUATION BASIS		ASSETS		
Other Educational Services		1968 CAPITAL OUTLAY		Cash on Hand Dec. 31, 1968		
STATUTORY EXPENDITURES		Beaches and Boardwalks		Taxes Receivable		
Pensions & F. I. C. A.		Parks and Playgrounds		Tax Title Liens		
Employee Fringe Benefits		Public Buildings and Grounds		Foreclosed Property		
Other Statutory Expenditures		Vehicular Equipment		Emergencies & Other Deferred Charges		
TOTAL MUNICIPAL FUNCTIONS		Streets, Roads, Sidewalks, Storm Sewers		State Aid Receivable		
CAPITAL IMPROVEMENTS		Sewer System		Other Receivables		
DEBT SERVICE		Water System		Total		
Principal Payments		Other Utilities		LIABILITIES		
Interest Payments		Hospitals and Clinics		Cash Liabilities		
Other Debt Administration		Garbage and Trash Disposal Facilities		Reserves For Receivables		
DEFERRED CHARGES		Health Equipment		Surplus on Hand Dec. 31, 1968		
SCHOOL, COUNTY, SPECIAL DISTRICT TAXES		Library and Education Facilities		Total		
RESERVE FOR UNCOLLECTED TAXES		Conservation and Recreation				
TOTAL EXPENDITURES		Other Expenditures				

0425		MOUNT EPHRAIM BORO				PER CAPITA:		PER CENT:			
Population 1960	5,447	Net Valuation Taxable	11,307,619	TAX RATE:		Gross Debt	45.09	Gross Debt	1.18		
Population 1968	6,150	State Equalized Value	23,670,962	General Rate Per \$100.	7.10	Net Debt	40.21	Net Debt	1.05		
		Net Valuation on Which County Taxes		Effective Tax Rate		Debt Service	7.02	Tax Levy Collected	99.26		
Moody Rating		are apportioned:	23,627,703	General Rate	3.39	Total Tax Levy	124.43	Tax Levy Cancelled, Abated			
Land Area	.97 Sq. Miles	State Equalization Ratio	.4777	Municipal Functions	1.42	Municipal Functions	54.94	or Adjusted			
1968 EXPENDITURES		1968 REVENUES			1968 PROPERTY TAX						
GENERAL GOVERNMENT		1968 Property Taxes Collected			759,636.97	Local District School Taxes				334,910.25	
Governing Body & Public Boards		1968 Payments in Lieu of Taxes				Regional & Consolidated School Taxes					
Municipal Clerk		Delinquent Tax & Lien Collections			3,350.38	School Taxes in Municipal Budget					
Financial Administration		2,850.00	Business Personalty Replacement Taxes			15,844.00	County Taxes				230,318.97
Assessment of Taxes		4,275.00	Taxes from Public Utilities			60,214.36	County Library Taxes				2,832.15
Collection of Taxes		9,875.00	Other Miscellaneous Tax Revenues				Local Municipal Purpose Taxes				192,045.14
Planning, Housing & Development		4,950.00	State Aid Revenues			3,791.36	Veteran & Senior Citizen Taxes				42,240.00
Elections			Federal Aid Revenues				Total Taxes for Rate Computation				802,346.51
General Administration (other)		30,133.58	Sale of Acquired Property			75.00	Special District Taxes				
JUDICIARY			Other Miscellaneous Revenues			21,515.06	Bank Stock Taxes				1,954.86
Municipal Courts		3,250.00	Total 1968 Revenues			864,427.13	Added and Omitted Taxes				3,224.19
PUBLIC SAFETY			Prior Years Surplus Appropriated			56,000.00	Total Taxes Levied				765,285.56
Fire Protection		17,550.00	TOTAL REVENUES			920,427.13	1968 TAXES COLLECTED				759,636.97
Police Protection		62,150.00					1968 Taxes Cancelled, Abated or Adjusted				
Civil Defense & Disaster Control		809.00					Transfer To Tax Title Liens				
Environmental Inspection & Control		2,050.00	1968 REAL PROPERTY VALUATIONS - ASSESSED				Balance Outstanding Dec. 31, 1968				5,445.03
Other Public Safety			Code Class %				PRIOR YEARS TAXES OUTSTANDING				
PUBLIC WORKS			1 Vacant Land .86			95,635.00	Balance January 1, 1968				3,350.38
Streets and Drainage		26,950.00	2 Residential 79.11			8,792,685.00	Collected in 1968				3,350.38
Sewers and Sewage Processing		32,848.27	3 Farm				Cancelled, Abated or Adjusted (1968)				
Garbage and Trash Disposal		22,490.00	4a Commercial 15.07			1,674,515.00	Transfers to Tax Title Liens				
Public Buildings and Grounds		5,700.00	4b Industrial .32			35,650.00	Balance December 31, 1968				
Other Public Works			4c Apartments 4.64			515,540.00	TAX TITLE LIENS OUTSTANDING				
HEALTH and WELFARE			Total Valuation 100.00			11,114,025.00	Balance January 1, 1968				
Health Services Except Environmental		950.00	CAPITAL DEBT AUTHORIZED, DECEMBER 31, 1968				Transfers From Taxes				
Welfare-Public Assistance		2,225.00	ISSUED AND UNISSUED				Redeemed in 1968				
Hospitals, Clinics, First Aid			School			30,000.00	Cancelled, Abated or Adjusted (1968)				
Animal, Insect, & Rodent Control			Self-liquidating			247,335.00	Balance December 31, 1968				
Other Welfare Services			Other			247,335.00	PROPERTY ACQUIRED BY DEED OR FORECLOSURE				
RECREATION and CONSERVATION			Total			277,335.00	Balance January 1, 1968				2,710.00
Beaches and Boardwalks			ISSUED AND OUTSTANDING				Transfers From Liens				
Parks, Playgrounds, Shade Trees		2,648.22	School			30,000.00	Sale for Cash (1968)				75.00
Land Reclamation & Conservation			Self-liquidating			196,650.00	Cancelled, Abated or Adjusted (1968)				
Other Recreational Services			Other			226,650.00	Balance December 31, 1968				2,635.00
EDUCATION (excluding schools)			Total				CURRENT FINANCES DECEMBER 31, 1968				
Libraries		1,301.00	EQUALIZED VALUATION BASIS			23,395,585.00	ASSETS				
Other Educational Services			1968 CAPITAL OUTLAY			32,917.74	Cash on Hand Dec. 31, 1968				98,585.82
STATUTORY EXPENDITURES			Beaches and Boardwalks				Taxes Receivable				5,445.03
Pensions & F. I. C. A.		11,391.00	Parks and Playgrounds				Tax Title Liens				
Employee Fringe Benefits		3,500.00	Public Buildings and Grounds				Foreclosed Property				2,635.00
Other Statutory Expenditures			Vehicular Equipment				Emergencies & Other Deferred Charges				3,420.07
TOTAL MUNICIPAL FUNCTIONS		247,896.07	Streets, Roads, Sidewalks, Storm Sewers			12,651.68	State Aid Receivable				
CAPITAL IMPROVEMENTS		1,950.00	Sewer System			100.00	Other Receivables				55,750.34
DEBT SERVICE			Water System				Total				165,836.26
Principal Payments		33,000.00	Other Utilities				LIABILITIES				
Interest Payments		10,200.00	Hospitals and Clinics				Cash Liabilities				26,094.60
Other Debt Administration			Garbage and Trash Disposal Facilities				Reserves For Receivables				63,830.37
DEFERRED CHARGES		3,587.01	Health Equipment				Surplus on Hand Dec. 31, 1968				75,911.29
SCHOOL, COUNTY, SPECIAL DISTRICT TAXES		568,061.37	Library and Education Facilities				Total				165,836.26
RESERVE FOR UNCOLLECTED TAXES		41,286.99	Conservation and Recreation								
TOTAL EXPENDITURES		965,981.44	Other Expenditures			20,166.06					

0323		MOUNT HOLLY TWP				PER CAPITA:		PER CENT:	
Population 1960	13,271	Net Valuation Taxable	47,545,415	TAX RATE:		Gross Debt	292.04	Gross Debt	9.88
Population 1968	14,990	State Equalized Value	48,161,887	General Rate Per \$100.		Net Debt	124.23	Net Debt	4.20
		Net Valuation on Which County Taxes		Effective Tax Rate		Debt Service	1.11	Tax Levy Collected	94.67
Moody Rating		are apportioned:	49,587,500	General Rate		Total Tax Levy	127.78	Tax Levy Cancelled, Abated	
Land Area	2.91 Sq. Miles	State Equalization Ratio	.9872	Municipal Functions		Municipal Functions	64.99	or Adjusted	.10
1968 EXPENDITURES		1968 REVENUES		1968 PROPERTY TAX					
GENERAL GOVERNMENT		1968 Property Taxes Collected		1,813,526.61		Local District School Taxes 678,909.75			
Governing Body & Public Boards		1968 Payments in Lieu of Taxes				Regional & Consolidated School Taxes 509,561.04			
Municipal Clerk		Delinquent Tax & Lien Collections		90,378.86		School Taxes in Municipal Budget 262,983.55			
Financial Administration		24,354.00	Business Personalty Replacement Taxes	113,301.00		County Taxes 13,346.62			
Assessment of Taxes		15,191.15	Taxes from Public Utilities	174,573.80		Local Municipal Purpose Taxes 437,578.64			
Collection of Taxes		750.00	Other Miscellaneous Tax Revenues	31,676.00		Veteran & Senior Citizen Taxes 67,400.00			
Planning, Housing & Development		8,350.00	State Aid Revenues			Total Taxes for Rate Computation 1,969,779.60			
Elections		1,395.00	Federal Aid Revenues	8,085.00		Special District Taxes 8,420.75			
General Administration (other)		82,881.00	Sale of Acquired Property	88,013.29		Bank Stock Taxes 4,768.00			
JUDICIARY		10,130.00	Other Miscellaneous Revenues	2,319,554.56		Added and Omitted Taxes 1,915,568.35			
Municipal Courts			Total 1968 Revenues	75,000.00		Total Taxes Levied 1,813,526.61			
PUBLIC SAFETY		42,915.00	Prior Years Surplus Appropriated	2,394,554.56		1968 TAXES COLLECTED 1,933.01			
Fire Protection		200,613.00	TOTAL REVENUES			Transfer To Tax Title Liens 7,460.38			
Police Protection						Balance Outstanding Dec. 31, 1968 92,835.10			
Civil Defense & Disaster Control		8,412.79	1968 REAL PROPERTY VALUATIONS - ASSESSED						
Environmental Inspection & Control			Code	Class	%				
Other Public Safety			1	Vacant Land	1.38	611,050.00			
PUBLIC WORKS		176,310.55	2	Residential	73.13	32,333,350.00			
Streets and Drainage			3	Farm	.18	79,100.00			
Sewers and Sewage Processing		43,655.06	4a	Commercial	16.21	7,164,950.00			
Garbage and Trash Disposal		12,420.00	4b	Industrial	2.90	1,282,900.00			
Public Buildings and Grounds			4c	Apartments	6.20	2,741,800.00			
Other Public Works			Total Valuation		100.00	44,213,150.00			
HEALTH and WELFARE		18,033.00	CAPITAL DEBT AUTHORIZED, DECEMBER 31, 1968						
Health Services Except Environmental		11,483.00	ISSUED AND UNISSUED		GROSS DEBT	NET DEBT			
Welfare-Public Assistance			School		3,038,736.13	523,212.10	TAX TITLE LIENS OUTSTANDING		
Hospitals, Clinics, First Aid			Self-liquidating		1,339,000.00	1,339,000.00	Balance January 1, 1968 15,774.03		
Animal, Insect, & Rodent Control			Other		4,377,736.13	1,862,212.10	Transfers From Taxes 9,151.32		
Other Welfare Services			Total				Redeemed in 1968		
RECREATION and CONSERVATION		23,086.00	ISSUED AND OUTSTANDING		2,053,736.13		Cancelled, Abated or Adjusted (1968) 3,422.12		
Beaches and Boardwalks			School		135,000.00		Balance December 31, 1968 21,503.23		
Parks, Playgrounds, Shade Trees		15,745.00	Self-liquidating		2,188,736.13		PROPERTY ACQUIRED BY DEED OR FORECLOSURE		
Land Reclamation & Conservation			Other				Balance January 1, 1968 7,925.00		
Other Recreational Services		21,500.00	Total				Transfers From Liens 13,300.00		
EDUCATION (excluding schools)			EQUALIZED VALUATION BASIS		44,292,930.00		Sale for Cash (1968)		
Libraries		46,913.98	1968 CAPITAL OUTLAY		63,226.07		Cancelled, Abated or Adjusted (1968)		
Other Educational Services		6,000.00	Beaches and Boardwalks				Balance December 31, 1968 21,225.00		
STATUTORY EXPENDITURES			Parks and Playgrounds		2,968.26		CURRENT FINANCES DECEMBER 31, 1968		
Pensions & F. I. C. A.			Public Buildings and Grounds		28,239.00		ASSETS		
Employee Fringe Benefits			Vehicular Equipment				Cash on Hand Dec. 31, 1968 411,271.84		
Other Statutory Expenditures			Streets, Roads, Sidewalks, Storm Sewers				Taxes Receivable 101,261.52		
TOTAL MUNICIPAL FUNCTIONS		770,138.53	Sewer System				Tax Title Liens 21,503.23		
CAPITAL IMPROVEMENTS		55,290.00	Water System				Foreclosed Property 21,225.00		
DEBT SERVICE			Other Utilities				Emergencies & Other Deferred Charges 28,000.00		
Principal Payments		11,500.00	Hospitals and Clinics				State Aid Receivable 48,575.00		
Interest Payments		5,272.00	Garbage and Trash Disposal Facilities				Other Receivables 801.58		
Other Debt Administration		20,088.63	Health Equipment				Total 632,638.17		
DEFERRED CHARGES		1,464,800.96	Library and Education Facilities				LIABILITIES		
SCHOOL, COUNTY, SPECIAL DISTRICT TAXES		111,987.84	Conservation and Recreation				Cash Liabilities 240,845.15		
RESERVE FOR UNCOLLECTED TAXES			Other Expenditures		32,018.81		Reserves For Receivables 144,791.33		
TOTAL EXPENDITURES		2,439,077.96					Surplus on Hand Dec. 31, 1968 247,001.69		
							Total 632,638.17		

0324		MOUNT LAUREL TWP			PER CAPITA:	PER CENT:
Population 1960	5,249	Net Valuation Taxable	49,096,959	TAX RATE:	Gross Debt	Gross Debt
Population 1968	8,940	State Equalized Value	58,939,926	General Rate Per \$100.	Net Debt	Net Debt
		Net Valuation on Which County Taxes		Effective Tax Rate	Debt Service	Tax Levy Collected
Moody Rating		are apportioned:	60,972,028	General Rate	Total Tax Levy	Tax Levy Cancelled, Abated
Land Area	22.05 Sq. Miles	State Equalization Ratio	.8330	Municipal Functions	Municipal Functions	or Adjusted
1968 EXPENDITURES		1968 REVENUES		1968 PROPERTY TAX		
GENERAL GOVERNMENT		1968 Property Taxes Collected		1,884,189.08	Local District School Taxes	965,989.75
Governing Body & Public Boards		1968 Payments in Lieu of Taxes			Regional & Consolidated School Taxes	351,964.66
Municipal Clerk		Delinquent Tax & Lien Collections		112,924.47	School Taxes in Municipal Budget	
Financial Administration	9,200.00	Business Personality Replacement Taxes		57,974.00	County Taxes	322,650.42
Assessment of Taxes	15,420.00	Taxes from Public Utilities		154,137.11	County Library Taxes	16,371.67
Collection of Taxes	14,725.00	Other Miscellaneous Tax Revenues			Local Municipal Purpose Taxes	171,060.56
Planning, Housing & Development	15,539.00	State Aid Revenues		11,845.92	Veteran & Senior Citizen Taxes	47,370.00
Elections		Federal Aid Revenues			Total Taxes for Rate Computation	1,875,407.06
General Administration (other)	67,829.00	Sale of Acquired Property		5,055.00	Special District Taxes	
JUDICIARY		Other Miscellaneous Revenues		162,192.82	Bank Stock Taxes	439.44
Municipal Courts	16,550.00	Total 1968 Revenues		2,388,318.40	Added and Omitted Taxes	141,327.96
PUBLIC SAFETY		Prior Years Surplus Appropriated		156,000.00	Total Taxes Levied	1,969,804.46
Fire Protection	19,665.00	TOTAL REVENUES		2,544,318.40	1968 TAXES COLLECTED	1,884,189.08
Police Protection	130,236.00	1968 REAL PROPERTY VALUATIONS - ASSESSED			1968 Taxes Cancelled, Abated or Adjusted	95.33
Civil Defense & Disaster Control	350.00	Code	Class	%	Transfer To Tax Title Liens	2,466.70
Environmental Inspection & Control	5,671.00	1	Vacant Land	4.17	Balance Outstanding Dec. 31, 1968	83,797.16
Other Public Safety	1,660.00	2	Residential	71.41		
PUBLIC WORKS		3	Farm	5.58		
Streets and Drainage	117,888.88	4a	Commercial	13.31	PRIOR YEARS TAXES OUTSTANDING	
Sewers and Sewage Processing	100.00	4b	Industrial	5.25	Balance January 1, 1968	137,327.75
Garbage and Trash Disposal	43,350.00	4c	Apartments	.29	Collected in 1968	111,418.12
Public Buildings and Grounds	4,650.00		Total Valuation	100.01	Cancelled, Abated or Adjusted (1968)	109.69
Other Public Works					Transfers to Tax Title Liens	1,529.78
HEALTH and WELFARE					Balance December 31, 1968	24,270.16
Health Services Except Environmental	7,500.00	CAPITAL DEBT AUTHORIZED, DECEMBER 31, 1968			TAX TITLE LIENS OUTSTANDING	
Welfare-Public Assistance	3,500.00	ISSUED AND UNISSUED	GROSS DEBT	NET DEBT	Balance January 1, 1968	8,535.18
Hospitals, Clinics, First Aid		School	4,877,847.91	1,382,080.05	Transfers From Taxes	4,295.86
Animal, Insect, & Rodent Control		Self-liquidating	463,000.00	463,000.00	Redeemed in 1968	1,506.35
Other Welfare Services		Other	5,340,847.91	1,845,080.05	Cancelled, Abated or Adjusted (1968)	5,506.90
RECREATION and CONSERVATION					Balance December 31, 1968	5,817.79
Beaches and Boardwalks		ISSUED AND OUTSTANDING			PROPERTY ACQUIRED BY DEED OR FORECLOSURE	
Parks, Playgrounds, Shade Trees		School		2,818,615.76	Balance January 1, 1968	12,575.00
Land Reclamation & Conservation		Self-liquidating		463,000.00	Transfers From Liens	12,600.00
Other Recreational Services	18,550.00	Other		3,281,615.76	Sale for Cash (1968)	5,055.00
EDUCATION (excluding schools)					Cancelled, Abated or Adjusted (1968)	
Libraries	7,500.00	EQUALIZED VALUATION BASIS		53,430,665.00	Balance December 31, 1968	20,120.00
Other Educational Services		1968 CAPITAL OUTLAY		104,048.42	CURRENT FINANCES DECEMBER 31, 1968	
STATUTORY EXPENDITURES		Beaches and Boardwalks		8,956.75	ASSETS	
Pensions & F. I. C. A.	15,597.00	Parks and Playgrounds		27,392.89	Cash on Hand Dec. 31, 1968	1,015,629.26
Employee Fringe Benefits	10,071.00	Public Buildings and Grounds		67,698.78	Taxes Receivable	108,067.32
Other Statutory Expenditures		Vehicular Equipment			Tax Title Liens	5,817.79
TOTAL MUNICIPAL FUNCTIONS	525,551.88	Streets, Roads, Sidewalks, Storm Sewers			Foreclosed Property	20,120.00
CAPITAL IMPROVEMENTS	30,000.00	Sewer System			Emergencies & Other Deferred Charges	42,028.61
DEBT SERVICE		Water System			State Aid Receivable	8,000.00
Principal Payments	4,500.00	Other Utilities			Other Receivables	16,753.79
Interest Payments		Hospitals and Clinics			Total	1,216,416.77
Other Debt Administration		Garbage and Trash Disposal Facilities			LIABILITIES	
DEFERRED CHARGES	10,221.33	Health Equipment			Cash Liabilities	686,666.03
SCHOOL, COUNTY, SPECIAL DISTRICT TAXES	1,656,976.50	Library and Education Facilities			Reserves For Receivables	150,758.90
RESERVE FOR UNCOLLECTED TAXES	217,440.00	Conservation and Recreation			Surplus on Hand Dec. 31, 1968	378,991.84
TOTAL EXPENDITURES	2,444,689.71	Other Expenditures			Total	1,216,416.77

1427		MOUNT OLIVE TWP			PER CAPITA:		PER CENT:	
Population 1960	3,807	Net Valuation Taxable	24,207,579	TAX RATE:	Gross Debt	547.15	Gross Debt	6.76
Population 1968	6,550	State Equalized Value	59,801,331	General Rate Per \$100.	Net Debt	108.07	Net Debt	1.33
		Net Valuation on Which County Taxes		Effective Tax Rate	Debt Service		Tax Levy Collected	87.88
Moody Rating		are apportioned:	61,438,268	General Rate	Total Tax Levy	296.93	Tax Levy Cancelled, Abated	
Land Area	31.60 Sq. Miles	State Equalization Ratio	.4048	Municipal Functions	Municipal Functions	105.20	or Adjusted	
1968 EXPENDITURES		1968 REVENUES			1968 PROPERTY TAX			
GENERAL GOVERNMENT		1968 Property Taxes Collected			Local District School Taxes			
Governing Body & Public Boards		1968 Payments in Lieu of Taxes			Regional & Consolidated School Taxes			
Municipal Clerk	6,721.13	Delinquent Tax & Lien Collections			School Taxes in Municipal Budget			
Financial Administration	15,400.00	Business Personality Replacement Taxes			County Taxes			
Assessment of Taxes	6,100.00	Taxes from Public Utilities			County Library Taxes			
Collection of Taxes	4,750.00	Other Miscellaneous Tax Revenues			Local Municipal Purpose Taxes			
Planning, Housing & Development	928.87	State Aid Revenues			Veteran & Senior Citizen Taxes			
Elections	87,637.43	Federal Aid Revenues			Total Taxes for Rate Computation			
General Administration (other)	7,885.00	Sale of Acquired Property			Special District Taxes			
JUDICIARY		Other Miscellaneous Revenues			Bank Stock Taxes			
Municipal Courts	9,160.00	Total 1968 Revenues			Added and Omitted Taxes			
PUBLIC SAFETY	82,167.35	Prior Years Surplus Appropriated			Total Taxes Levied			
Fire Protection	1,510.00	TOTAL REVENUES			1968 TAXES COLLECTED			
Police Protection	13,455.85	1968 REAL PROPERTY VALUATIONS - ASSESSED			1968 Taxes Cancelled, Abated or Adjusted			
Civil Defense & Disaster Control		Code Class %			Transfer To Tax Title Liens			
Environmental Inspection & Control		1 Vacant Land 15.99			Balance Outstanding Dec. 31, 1968			
Other Public Safety		2 Residential 68.39			PRIOR YEARS TAXES OUTSTANDING			
PUBLIC WORKS	91,546.72	3 Farm 5.46			Balance January 1, 1968			
Streets and Drainage		4a Commercial 7.61			Collected in 1968			
Sewers and Sewage Processing		4b Industrial 1.56			Cancelled, Abated or Adjusted (1968)			
Garbage and Trash Disposal	14,640.00	4c Apartments			Transfers to Tax Title Liens			
Public Buildings and Grounds		Total Valuation 100.01			Balance December 31, 1968			
Other Public Works		CAPITAL DEBT AUTHORIZED, DECEMBER 31, 1968			TAX TITLE LIENS OUTSTANDING			
HEALTH and WELFARE	6,760.00	ISSUED AND UNISSUED			Balance January 1, 1968			
Health Services Except Environmental	3,100.00	GROSS DEBT			Transfers From Taxes			
Welfare-Public Assistance	1,000.00	3,554,041.60			Redeemed in 1968			
Hospitals, Clinics, First Aid		NET DEBT			Cancelled, Abated or Adjusted (1968)			
Animal, Insect, & Rodent Control		29,800.00			Balance December 31, 1968			
Other Welfare Services		3,583,841.60			PROPERTY ACQUIRED BY DEED OR			
RECREATION and CONSERVATION	3,647.65	ISSUED AND OUTSTANDING			FORECLOSURE			
Beaches and Boardwalks		School			Balance January 1, 1968			
Parks, Playgrounds, Shade Trees		Self-liquidating			Transfers From Liens			
Land Reclamation & Conservation	6,500.00	Other			Sale for Cash (1968)			
Other Recreational Services		Total			Cancelled, Abated or Adjusted (1968)			
EDUCATION (excluding schools)		EQUALIZED VALUATION BASIS			Balance December 31, 1968			
Libraries		1968 CAPITAL OUTLAY			CURRENT FINANCES DECEMBER 31, 1968			
Other Educational Services		Beaches and Boardwalks			ASSETS			
STATUTORY EXPENDITURES	22,450.00	Parks and Playgrounds			Cash on Hand Dec. 31, 1968			
Pensions & F. I. C. A.	7,365.00	Public Buildings and Grounds			Taxes Receivable			
Employee Fringe Benefits		Vehicular Equipment			Tax Title Liens			
Other Statutory Expenditures		Streets, Roads, Sidewalks, Storm Sewers			Foreclosed Property			
TOTAL MUNICIPAL FUNCTIONS	392,725.00	Sewer System			Emergencies & Other Deferred Charges			
CAPITAL IMPROVEMENTS	8,500.00	Water System			State Aid Receivable			
DEBT SERVICE		Other Utilities			Other Receivables			
Principal Payments		Hospitals and Clinics			Total			
Interest Payments		Garbage and Trash Disposal Facilities			LIABILITIES			
Other Debt Administration	11,674.71	Health Equipment			Cash Liabilities			
DEFERRED CHARGES	1,667,722.78	Library and Education Facilities			Reserves For Receivables			
SCHOOL, COUNTY, SPECIAL DISTRICT TAXES	276,216.67	Conservation and Recreation			Surplus on Hand Dec. 31, 1968			
RESERVE FOR UNCOLLECTED TAXES		Other Expenditures			Total			
TOTAL EXPENDITURES	2,356,839.16							

0117		MULLICA TWP				PER CAPITA:		PER CENT:	
Population 1960	2,944	Net Valuation Taxable	8,209,898	TAX RATE:		Gross Debt	96.14	Gross Debt	1.96
Population 1968	3,670	State Equalized Value	19,514,851	General Rate Per \$100.		Net Debt		Net Debt	
		Net Valuation on Which County Taxes		Effective Tax Rate		Debt Service		Tax Levy Collected	86.38
Moody Rating		are apportioned:	18,679,077	General Rate		Total Tax Levy	186.85	Tax Levy Cancelled, Abated	
Land Area	54.72 Sq. Miles	State Equalization Ratio	.4207	Municipal Functions		Municipal Functions	74.86	or Adjusted	
1968 EXPENDITURES		1968 REVENUES				1968 PROPERTY TAX			
GENERAL GOVERNMENT		1968 Property Taxes Collected				592,397.51			
Governing Body & Public Boards		1968 Payments in Lieu of Taxes				233,118.00			
Municipal Clerk		Delinquent Tax & Lien Collections				220,792.44			
Financial Administration		3,300.00				Regional & Consolidated School Taxes			
Assessment of Taxes		3,900.00				22,904.00			
Collection of Taxes		7,750.00				School Taxes in Municipal Budget			
Planning, Housing & Development		3,000.00				County Taxes			
Elections		Other Miscellaneous Tax Revenues				152,009.11			
General Administration (other)		State Aid Revenues				1,537.57			
JUDICIARY		Federal Aid Revenues				73,536.10			
Municipal Courts		9,200.00				Veteran & Senior Citizen Taxes			
PUBLIC SAFETY		Other Miscellaneous Revenues				28,090.00			
Fire Protection		10,400.00				Total Taxes for Rate Computation			
Police Protection		12,400.00				709,083.22			
Civil Defense & Disaster Control		1,100.00				Special District Taxes			
Environmental Inspection & Control		1,600.00				Bank Stock Taxes			
Other Public Safety		1968 REAL PROPERTY VALUATIONS - ASSESSED				Added and Omitted Taxes			
PUBLIC WORKS		Code Class %				Total Taxes Levied			
Streets and Drainage		1 Vacant Land 17.56				1968 TAXES COLLECTED			
Sewers and Sewage Processing		2 Residential 66.02				592,397.51			
Garbage and Trash Disposal		3 Farm 8.80				1968 Taxes Cancelled, Abated or Adjusted			
Public Buildings and Grounds		4a Commercial 6.91				Transfer To Tax Title Liens			
Other Public Works		4b Industrial .72				Balance Outstanding Dec. 31, 1968			
HEALTH and WELFARE		4c Apartments				93,343.39			
Health Services Except Environmental		Total Valuation 100.01				PRIOR YEARS TAXES OUTSTANDING			
Welfare-Public Assistance		CAPITAL DEBT AUTHORIZED, DECEMBER 31, 1968				Balance January 1, 1968			
Hospitals, Clinics, First Aid		ISSUED AND UNISSUED GROSS DEBT NET DEBT				67,499.58			
Animal, Insect, & Rodent Control		School 352,843.74				Collected in 1968			
Other Welfare Services		Self-liquidating				60,467.27			
RECREATION and CONSERVATION		Other				Cancelled, Abated or Adjusted (1968)			
Beaches and Boardwalks		Total 352,843.74				Transfers to Tax Title Liens			
Parks, Playgrounds, Shade Trees		ISSUED AND OUTSTANDING				Balance December 31, 1968			
Land Reclamation & Conservation		School 352,743.74				7,032.31			
Other Recreational Services		Self-liquidating				TAX TITLE LIENS OUTSTANDING			
EDUCATION (excluding schools)		Other				Balance January 1, 1968			
Libraries		Total 352,743.74				9,412.12			
Other Educational Services		EQUALIZED VALUATION BASIS				Transfers From Taxes			
STATUTORY EXPENDITURES		17,965,816.67				Redeemed in 1968			
Pensions & F. I. C. A.		1968 CAPITAL OUTLAY				Cancelled, Abated or Adjusted (1968)			
Employee Fringe Benefits		Beaches and Boardwalks				Balance December 31, 1968			
Other Statutory Expenditures		Parks and Playgrounds				6,510.59			
TOTAL MUNICIPAL FUNCTIONS		175,290.78				PROPERTY ACQUIRED BY DEED OR FORECLOSURE			
CAPITAL IMPROVEMENTS		5,000.00				Balance January 1, 1968			
DEBT SERVICE		Public Buildings and Grounds				31,510.00			
Principal Payments		Vehicular Equipment				Transfers From Liens			
Interest Payments		Streets, Roads, Sidewalks, Storm Sewers				Sale for Cash (1968)			
Other Debt Administration		Sewer System				Cancelled, Abated or Adjusted (1968)			
DEFERRED CHARGES		Water System				Balance December 31, 1968			
SCHOOL, COUNTY, SPECIAL DISTRICT TAXES		Other Utilities				31,510.00			
RESERVE FOR UNCOLLECTED TAXES		Hospitals and Clinics				CURRENT FINANCES DECEMBER 31, 1968			
TOTAL EXPENDITURES		882,224.00				ASSETS			
		Garbage and Trash Disposal Facilities				Cash on Hand Dec. 31, 1968			
		Health Equipment				Taxes Receivable			
		Library and Education Facilities				175,312.61			
		Conservation and Recreation				100,375.70			
		Other Expenditures				Tax Title Liens			
						6,510.59			
						Foreclosed Property			
						31,510.00			
						Emergencies & Other Deferred Charges			
						3,738.78			
						State Aid Receivable			
						8,776.28			
						Other Receivables			
						2,058.26			
						Total			
						328,282.22			
						LIABILITIES			
						Cash Liabilities			
						56,926.84			
						Reserves For Receivables			
						140,454.55			
						Surplus on Hand Dec. 31, 1968			
						130,900.83			
						Total			
						328,282.22			

0812		NATIONAL PARK BORO				PER CAPITA:		PER CENT:	
Population 1960	3,380	Net Valuation Taxable	2,841,725	TAX RATE:		Gross Debt	122.57	Gross Debt	5.18
Population 1968	3,820	State Equalized Value	9,535,989	General Rate Per \$100.	14.19	Net Debt	.38	Net Debt	.01
		Net Valuation on Which County Taxes		Effective Tax Rate		Debt Service	.38	Tax Levy Collected	90.72
Moody Rating		are apportioned:	9,244,585	General Rate	4.22	Total Tax Levy	100.25	Tax Levy Cancelled, Abated	
Land Area	.99 Sq. Miles	State Equalization Ratio	.2980	Municipal Functions	1.68	Municipal Functions	41.99	or Adjusted	
1968 EXPENDITURES		1968 REVENUES				1968 PROPERTY TAX			
GENERAL GOVERNMENT									
Governing Body & Public Boards		1968 Property Taxes Collected				347,450.62			
Municipal Clerk		1968 Payments in Lieu of Taxes				26,910.45			
Financial Administration		Delinquent Tax & Lien Collections				4,108.00			
Assessment of Taxes		Business Personalty Replacement Taxes				25,515.26			
Collection of Taxes		Taxes from Public Utilities				7,266.00			
Planning, Housing & Development		Other Miscellaneous Tax Revenues				3,130.00			
Elections		State Aid Revenues				18,482.95			
General Administration (other)		Federal Aid Revenues				432,863.28			
JUDICIARY		Sale of Acquired Property				39,000.00			
Municipal Courts		Other Miscellaneous Revenues				471,863.28			
PUBLIC SAFETY		Total 1968 Revenues							
Fire Protection		Prior Years Surplus Appropriated							
Police Protection		TOTAL REVENUES							
Civil Defense & Disaster Control									
Environmental Inspection & Control									
Other Public Safety									
PUBLIC WORKS		1968 REAL PROPERTY VALUATIONS - ASSESSED							
Streets and Drainage		Code Class %							
Sewers and Sewage Processing		1 Vacant Land 1.50				42,405.00			
Garbage and Trash Disposal		2 Residential 93.43				2,632,975.00			
Public Buildings and Grounds		3 Farm				142,660.00			
Other Public Works		4a Commercial 5.06				2,818,040.00			
HEALTH and WELFARE		4b Industrial							
Health Services Except Environmental		4c Apartments							
Welfare-Public Assistance		Total Valuation 99.99							
Hospitals, Clinics, First Aid									
Animal, Insect, & Rodent Control									
Other Welfare Services									
RECREATION and CONSERVATION		CAPITAL DEBT AUTHORIZED, DECEMBER 31, 1968							
Beaches and Boardwalks		ISSUED AND UNISSUED							
Parks, Playgrounds, Shade Trees		School				GROSS DEBT 426,759.44			
Land Reclamation & Conservation		Self-liquidating				NET DEBT 40,000.00			
Other Recreational Services		Other				1,466.68			
EDUCATION (excluding schools)		Total				468,226.12			
Libraries									
Other Educational Services									
STATUTORY EXPENDITURES		ISSUED AND OUTSTANDING							
Pensions & F. I. C. A.		School				426,759.44			
Employee Fringe Benefits		Self-liquidating				1,466.68			
Other Statutory Expenditures		Other				428,226.12			
TOTAL MUNICIPAL FUNCTIONS		TOTAL							
CAPITAL IMPROVEMENTS		EQUALIZED VALUATION BASIS				9,021,819.00			
DEBT SERVICE		1968 CAPITAL OUTLAY				6,928.04			
Principal Payments		Beaches and Boardwalks							
Interest Payments		Parks and Playgrounds							
Other Debt Administration		Public Buildings and Grounds							
DEFERRED CHARGES		Vehicular Equipment							
SCHOOL, COUNTY, SPECIAL DISTRICT TAXES		Streets, Roads, Sidewalks, Storm Sewers							
RESERVE FOR UNCOLLECTED TAXES		Sewer System							
TOTAL EXPENDITURES		Water System				6,928.04			
		Other Utilities							
		Hospitals and Clinics							
		Garbage and Trash Disposal Facilities							
		Health Equipment							
		Library and Education Facilities							
		Conservation and Recreation							
		Other Expenditures							

1334		NEPTUNE TWP.				PER CAPITA:		PER CENT:	
Population 1960	21,487	Net Valuation Taxable	137,508,568	TAX RATE:		Gross Debt	505.45	Gross Debt	9.72
Population 1968	27,290	State Equalized Value	148,113,494	General Rate Per \$100.		Net Debt	218.60	Net Debt	4.20
		Net Valuation on Which County Taxes		Effective Tax Rate		Debt Service	2.68	Tax Levy Collected	94.75
Moody Rating	BA	are apportioned:	150,272,019	General Rate		Total Tax Levy	213.45	Tax Levy Cancelled, Abated	
Land Area	8.00 Sq. Miles	State Equalization Ratio	.9284	Municipal Functions		Municipal Functions	87.66	or Adjusted	.05
1968 EXPENDITURES		1968 REVENUES		1968 PROPERTY TAX					
GENERAL GOVERNMENT		1968 Property Taxes Collected		5,519,814.74	Local District School Taxes		3,575,409.85		
Governing Body & Public Boards		1968 Payments in Lieu of Taxes		19,523.96	Regional & Consolidated School Taxes				
Municipal Clerk		Delinquent Tax & Lien Collections		273,062.89	School Taxes in Municipal Budget				
Financial Administration	26,424.00	Business Personalty Replacement Taxes		124,791.00	County Taxes		883,402.17		
Assessment of Taxes	125,232.50	Taxes from Public Utilities		337,052.88	County Library Taxes		31,832.09		
Collection of Taxes	39,340.90	Other Miscellaneous Tax Revenues			Local Municipal Purpose Taxes		1,107,905.84		
Planning, Housing & Development	11,800.00	State Aid Revenues		41,374.09	Veteran & Senior Citizen Taxes		176,300.00		
Elections	3,950.00	Federal Aid Revenues			Total Taxes for Rate Computation		5,774,849.95		
General Administration (other)	114,925.03	Sale of Acquired Property		55,995.00	Special District Taxes		184,565.00		
JUDICIARY		Other Miscellaneous Revenues		225,814.95	Bank Stock Taxes		7,775.63		
Municipal Courts	21,812.78	Total 1968 Revenues		6,597,429.51	Added and Omitted Taxes		34,222.64		
PUBLIC SAFETY		Prior Years Surplus Appropriated		295,000.00	Total Taxes Levied		5,825,113.22		
Fire Protection		TOTAL REVENUES		6,892,429.51	1968 TAXES COLLECTED		5,519,814.74		
Police Protection	440,114.09	1968 REAL PROPERTY VALUATIONS - ASSESSED			1968 Taxes Cancelled, Abated or Adjusted		3,446.64		
Civil Defense & Disaster Control	1,470.00	Code Class %			Transfer To Tax Title Liens		62,102.62		
Environmental Inspection & Control	15,304.56	1 Vacant Land 7.42		860,060.00	Balance Outstanding Dec. 31, 1968		236,220.02		
Other Public Safety		2 Residential 74.31		8,613,746.00	PRIOR YEARS TAXES OUTSTANDING				
PUBLIC WORKS		3 Farm			Balance January 1, 1968		252,204.65		
Streets and Drainage	282,199.86	4a Commercial 5.62		651,530.00	Collected in 1968		229,642.33		
Sewers and Sewage Processing	19,323.84	4b Industrial			Cancelled, Abated or Adjusted (1968)		11,234.64		
Garbage and Trash Disposal	283,610.04	4c Apartments 12.65		1,467,000.00	Transfers to Tax Title Liens		5,161.40		
Public Buildings and Grounds	8,600.00	Total Valuation 100.00		11,592,336.00	Balance December 31, 1968		6,166.28		
Other Public Works		CAPITAL DEBT AUTHORIZED, DECEMBER 31, 1968			TAX TITLE LIENS OUTSTANDING				
HEALTH and WELFARE		ISSUED AND UNISSUED			Balance January 1, 1968		194,893.90		
Health Services Except Environmental	77,350.00	GROSS DEBT			Transfers From Taxes		67,789.55		
Welfare-Public Assistance	25,450.00	5,586,000.00			Redeemed in 1968		43,420.56		
Hospitals, Clinics, First Aid	2,500.00	School 3,254,739.88		1,012,560.73	Cancelled, Abated or Adjusted (1968)		33,654.94		
Animal, Insect, & Rodent Control		Self-liquidating 4,953,228.46		4,953,228.46	Balance December 31, 1968		185,607.95		
Other Welfare Services		Other 13,793,968.34		5,965,789.19	PROPERTY ACQUIRED BY DEED OR FORECLOSURE				
RECREATION and CONSERVATION		ISSUED AND OUTSTANDING			Balance January 1, 1968		409,091.00		
Beaches and Boardwalks		School		5,586,000.00	Transfers From Liens		20,000.00		
Parks, Playgrounds, Shade Trees	20,185.21	Self-liquidating		3,161,000.00	Sale for Cash (1968)		76,900.00		
Land Reclamation & Conservation		Other		970,000.00	Cancelled, Abated or Adjusted (1968)				
Other Recreational Services	1,800.00	Total		9,717,000.00	Balance December 31, 1968		352,191.00		
EDUCATION (excluding schools)		EQUALIZED VALUATION BASIS		141,868,483.67	CURRENT FINANCES DECEMBER 31, 1968				
Libraries	24,261.50	1968 CAPITAL OUTLAY		295,885.61	ASSETS				
Other Educational Services		Beaches and Boardwalks			Cash on Hand Dec. 31, 1968		1,041,833.92		
STATUTORY EXPENDITURES		Parks and Playgrounds			Taxes Receivable		242,386.30		
Pensions & F. I. C. A.	149,304.23	Public Buildings and Grounds		5,604.64	Tax Title Liens		185,607.95		
Employee Fringe Benefits	78,960.00	Vehicular Equipment			Foreclosed Property		352,191.00		
Other Statutory Expenditures		Streets, Roads, Sidewalks, Storm Sewers		102,087.22	Emergencies & Other Deferred Charges		95,000.00		
TOTAL MUNICIPAL FUNCTIONS	1,773,918.54	Sewer System		39,356.83	State Aid Receivable		67,080.00		
CAPITAL IMPROVEMENTS	5,000.00	Water System		7,748.99	Other Receivables		961,218.36		
DEBT SERVICE		Other Utilities			Total		2,945,317.53		
Principal Payments	30,000.00	Hospitals and Clinics			LIABILITIES				
Interest Payments	43,340.00	Garbage and Trash Disposal Facilities			Cash Liabilities		496,653.14		
Other Debt Administration		Health Equipment			Reserves For Receivables		1,741,403.61		
DEFERRED CHARGES	193,868.81	Library and Education Facilities			Surplus on Hand Dec. 31, 1968		707,260.78		
SCHOOL, COUNTY, SPECIAL DISTRICT TAXES	4,675,209.11	Conservation and Recreation			Total		2,945,317.53		
RESERVE FOR UNCOLLECTED TAXES	346,345.71	Other Expenditures		141,087.93					
TOTAL EXPENDITURES	7,067,682.17								

1335		NEPTUNE CITY BORO				PER CAPITA:		PER CENT:		
Population 1960	4,013	Net Valuation Taxable	22,514,590	TAX RATE:		Gross Debt	121.54	Gross Debt	2.40	
Population 1968	4,990	State Equalized Value	26,831,831	General Rate Per \$100.		Net Debt	63.22	Net Debt	1.25	
		Net Valuation on Which County Taxes		Effective Tax Rate		Debt Service		Tax Levy Collected	94.39	
Moody Rating		are apportioned:	27,492,774	General Rate		Total Tax Levy	173.70	Tax Levy Cancelled, Abated		
Land Area	90 Sq. Miles	State Equalization Ratio	.8391	Municipal Functions		Municipal Functions	80.77	or Adjusted	.01	
1968 EXPENDITURES		1968 REVENUES				1968 PROPERTY TAX				
GENERAL GOVERNMENT		1968 Property Taxes Collected				818,237.90				
Governing Body & Public Boards		1968 Payments in Lieu of Taxes				195.50				
Municipal Clerk		Delinquent Tax & Lien Collections				40,127.10				
Financial Administration		5,700.00	Business Personality Replacement Taxes				35,531.00			
Assessment of Taxes		17,246.18	Taxes from Public Utilities				50,417.67			
Collection of Taxes		8,544.27	Other Miscellaneous Tax Revenues				3,759.49			
Planning, Housing & Development		486.97	State Aid Revenues				41,840.00			
Elections		968.38	Federal Aid Revenues				33,783.79			
General Administration (other)		23,858.92	Sale of Acquired Property				1,023,892.45			
JUDICIARY			Other Miscellaneous Revenues				70,000.00			
Municipal Courts		5,989.62	Total 1968 Revenues				1,093,892.45			
PUBLIC SAFETY			Prior Years Surplus Appropriated							
Fire Protection		13,927.49	TOTAL REVENUES							
Police Protection		108,779.90								
Civil Defense & Disaster Control		356.08								
Environmental Inspection & Control		1,571.42								
Other Public Safety										
PUBLIC WORKS										
Streets and Drainage		63,908.40								
Sewers and Sewage Processing										
Garbage and Trash Disposal		26,231.86								
Public Buildings and Grounds		5,793.37								
Other Public Works										
HEALTH and WELFARE										
Health Services Except Environmental		7,056.78								
Welfare-Public Assistance		5,631.43								
Hospitals, Clinics, First Aid										
Animal, Insect, & Rodent Control										
Other Welfare Services										
RECREATION and CONSERVATION										
Beaches and Boardwalks										
Parks, Playgrounds, Shade Trees		4,400.00								
Land Reclamation & Conservation										
Other Recreational Services		900.00								
EDUCATION (excluding schools)										
Libraries		1,698.70								
Other Educational Services										
STATUTORY EXPENDITURES										
Pensions & F. I. C. A.		19,287.49								
Employee Fringe Benefits		10,733.53								
Other Statutory Expenditures										
TOTAL MUNICIPAL FUNCTIONS		333,070.79								
CAPITAL IMPROVEMENTS		3,000.00								
DEBT SERVICE										
Principal Payments										
Interest Payments										
Other Debt Administration										
DEFERRED CHARGES		10,335.43								
SCHOOL, COUNTY, SPECIAL DISTRICT TAXES		690,273.72								
RESERVE FOR UNCOLLECTED TAXES		56,663.46								
TOTAL EXPENDITURES		1,093,343.40								

1428 Population 1960 2,765 Population 1968 3,690		NETCONG BORO TAX RATE: General Rate Per \$100. 8.46 Effective Tax Rate General Rate 2.68 Municipal Functions 1.12		PER CAPITA: Gross Debt 475.22 Net Debt 410.49 Debt Service .51 Total Tax Levy 141.39 Municipal Functions 61.19		PER CENT: Gross Debt 9.12 Net Debt 7.88 Tax Levy Collected 95.06 Tax Levy Cancelled, Abated or Adjusted .04	
Moody Rating Land Area .80 Sq. Miles		Net Valuation Taxable 5,317,954 State Equalized Value 16,770,589 Net Valuation on Which County Taxes are apportioned: 17,172,654 State Equalization Ratio .3171					
1968 EXPENDITURES		1968 REVENUES		1968 PROPERTY TAX			
GENERAL GOVERNMENT							
Governing Body & Public Boards		1968 Property Taxes Collected		415,358.00		Local District School Taxes	
Municipal Clerk		1968 Payments In Lieu of Taxes				299,056.00	
Financial Administration		Delinquent Tax & Lien Collections		22,249.04		Regional & Consolidated School Taxes	
Assessment of Taxes		Business Personalty Replacement Taxes		33,810.00		School Taxes in Municipal Budget	
Collection of Taxes		Taxes from Public Utilities		26,046.50		County Taxes	
Planning, Housing & Development		Other Miscellaneous Tax Revenues				66,832.51	
Elections		State Aid Revenues		3,476.73		County Library Taxes	
General Administration (other)		Federal Aid Revenues				5,139.61	
JUDICIARY		Sale of Acquired Property				Local Municipal Purpose Taxes	
Municipal Courts		Other Miscellaneous Revenues		15,080.89		Veteran & Senior Citizen Taxes	
PUBLIC SAFETY		Total 1968 Revenues		516,021.16		Total Taxes for Rate Computation	
Fire Protection		Prior Years Surplus Appropriated		32,000.00		Special District Taxes	
Police Protection		TOTAL REVENUES		548,021.16		Bank Stock Taxes	
Civil Defense & Disaster Control						Added and Omitted Taxes	
Environmental Inspection & Control						992.78	
Other Public Safety						Total Taxes Levied	
PUBLIC WORKS		1968 REAL PROPERTY VALUATIONS - ASSESSED				436,901.92	
Streets and Drainage		Code Class %		90,725.00		1968 TAXES COLLECTED	
Sewers and Sewage Processing		1 Vacant Land 1.74		3,708,755.00		1968 Taxes Cancelled, Abated or Adjusted	
Garbage and Trash Disposal		2 Residential 71.13				200.00	
Public Buildings and Grounds		3 Farm				Transfer To Tax Title Liens	
Other Public Works		4a Commercial 18.75		977,500.00		29.61	
HEALTH and WELFARE		4b Industrial 8.38		437,650.00		Balance Outstanding Dec. 31, 1968	
Health Services Except Environmental		4c Apartments		5,214,030.00			
Welfare-Public Assistance		Total Valuation 100.00				PRIOR YEARS TAXES OUTSTANDING	
Hospitals, Clinics, First Aid						Balance January 1, 1968	
Animal, Insect, & Rodent Control		CAPITAL DEBT AUTHORIZED, DECEMBER 31, 1968				25,853.01	
Other Welfare Services		ISSUED AND UNISSUED				Collected in 1968	
RECREATION and CONSERVATION		GROSS DEBT				22,249.04	
Beaches and Boardwalks		School		1,231,786.13		Cancelled, Abated or Adjusted (1968)	
Parks, Playgrounds, Shade Trees		Self-liquidating		36,650.00		91.90	
Land Reclamation & Conservation		Other		1,468,436.13		Transfers to Tax Title Liens	
Other Recreational Services		Total		1,268,436.13		Balance December 31, 1968	
EDUCATION (excluding schools)		ISSUED AND OUTSTANDING				3,512.07	
Libraries		School		200,000.00		TAX TITLE LIENS OUTSTANDING	
Other Educational Services		Self-liquidating		1,228,786.13		Balance January 1, 1968	
STATUTORY EXPENDITURES		Other		30,000.00		Transfers From Taxes	
Pensions & F. I. C. A.		Total		1,458,786.13		29.61	
Employee Fringe Benefits		EQUALIZED VALUATION BASIS		16,095,543.67		Redeemed in 1968	
Other Statutory Expenditures		1968 CAPITAL OUTLAY		932,767.21		Cancelled, Abated or Adjusted (1968)	
TOTAL MUNICIPAL FUNCTIONS		Beaches and Boardwalks				Balance December 31, 1968	
CAPITAL IMPROVEMENTS		Parks and Playgrounds		19,513.76		PROPERTY ACQUIRED BY DEED OR FORECLOSURE	
DEBT SERVICE		Public Buildings and Grounds				Balance January 1, 1968	
Principal Payments		Vehicular Equipment				Transfers From Liens	
Interest Payments		Streets, Roads, Sidewalks, Storm Sewers		912,967.29		Sale for Cash (1968)	
Other Debt Administration		Sewer System				Cancelled, Abated or Adjusted (1968)	
DEFERRED CHARGES		Water System				Balance December 31, 1968	
SCHOOL, COUNTY, SPECIAL DISTRICT TAXES		Other Utilities				CURRENT FINANCES DECEMBER 31, 1968	
RESERVE FOR UNCOLLECTED TAXES		Hospitals and Clinics				ASSETS	
		Garbage and Trash Disposal Facilities				Cash on Hand Dec. 31, 1968	
		Health Equipment				72,480.95	
		Library and Education Facilities				Taxes Receivable	
		Conservation and Recreation				25,042.44	
		Other Expenditures		286.16		Tax Title Liens	
						336.77	
						Foreclosed Property	
						Emergencies & Other Deferred Charges	
						12,067.72	
						State Aid Receivable	
						9,822.00	
						Other Receivables	
						787.00	
						Total	
						120,536.88	
						LIABILITIES	
						Cash Liabilities	
						27,921.49	
						Reserves For Receivables	
						26,166.21	
						Surplus on Hand Dec. 31, 1968	
						66,449.18	
						Total	
						120,536.88	
TOTAL EXPENDITURES		560,124.23					

0714
Population 1960 **405,220**
Population 1968 **399,500**

Moody Rating **BAA**
Land Area **24.14** Sq. Miles

Net Valuation Taxable **1,295,178,700**
State Equalized Value **1,518,558,682**
Net Valuation on Which County Taxes
are apportioned: **1,669,128,671**
State Equalization Ratio **.8529**

NEWARK CITY
TAX RATE:
General Rate Per \$100. **7.90**
Effective Tax Rate
General Rate **6.73**
Municipal Functions **6.59**

PER CAPITA:
Gross Debt **391.14**
Net Debt **91.79**
Debt Service **20.04**
Total Tax Levy **256.31**
Municipal Functions **250.77**

PER CENT:
Gross Debt **10.51**
Net Debt **2.46**
Tax Levy Collected **88.42**
Tax Levy Cancelled, Abated
or Adjusted **1.84**

1968 EXPENDITURES		1968 REVENUES		1968 PROPERTY TAX	
GENERAL GOVERNMENT					
Governing Body & Public Boards	666,597.84	1968 Property Taxes Collected	90,544,476.09	Local District School Taxes	35,386,743.00
Municipal Clerk	346,535.40	1968 Payments in Lieu of Taxes	590,579.69	Regional & Consolidated School Taxes	
Financial Administration	1,169,986.25	Delinquent Tax & Lien Collections	6,777,765.62	School Taxes in Municipal Budget	2,057,106.50
Assessment of Taxes	399,426.38	Business Personalty Replacement Taxes	15,222,679.00	County Taxes	18,314,026.39
Collection of Taxes		Taxes from Public Utilities	5,500,930.88	County Library Taxes	
Planning, Housing & Development	189,999.28	Other Miscellaneous Tax Revenues		Local Municipal Purpose Taxes	45,765,689.92
Elections	45,415.13	State Aid Revenues	4,485,020.11	Veteran & Senior Citizen Taxes	705,830.00
General Administration (other)	1,332,895.73	Federal Aid Revenues	131,473.00	Total Taxes for Rate Computation	102,229,395.81
JUDICIARY		Sale of Acquired Property	31,850.00	Special District Taxes	
Municipal Courts	510,916.62	Other Miscellaneous Revenues	9,195,135.57	Bank Stock Taxes	470,720.58
PUBLIC SAFETY		Total 1968 Revenues	132,479,909.96	Added and Omitted Taxes	402,128.80
Fire Protection	9,715,133.96	Prior Years Surplus Appropriated	7,500,000.00	Total Taxes Levied	102,396,415.19
Police Protection	15,552,279.56	TOTAL REVENUES	139,979,909.96	1968 TAXES COLLECTED	90,544,476.09
Civil Defense & Disaster Control	68,705.88			1968 Taxes Cancelled, Abated or Adjusted	1,885,537.24
Environmental Inspection & Control	1,172,832.58			Transfer To Tax Title Liens	780,996.38
Other Public Safety				Balance Outstanding Dec. 31, 1968	9,284,635.04
PUBLIC WORKS		1968 REAL PROPERTY VALUATIONS - ASSESSED			
Streets and Drainage	3,708,089.48	Code	Class	%	
Sewers and Sewage Processing	1,724,992.64	1	Vacant Land	1.05	12,977,000.00
Garbage and Trash Disposal	5,077,718.82	2	Residential	29.66	365,382,500.00
Public Buildings and Grounds	1,942,872.45	3	Farm		
Other Public Works	1,965,342.95	4a	Commercial	37.69	464,308,700.00
HEALTH and WELFARE		4b	Industrial	18.04	222,242,900.00
Health Services Except Environmental	2,795,121.20	4c	Apartments	13.56	166,988,400.00
Welfare-Public Assistance	4,128,969.47	Total Valuation	100.00	1,231,899,500.00	
Hospitals, Clinics, First Aid	9,613,583.62	CAPITAL DEBT AUTHORIZED, DECEMBER 31, 1968			
Animal, Insect, & Rodent Control		ISSUED AND UNISSUED		GROSS DEBT	
Other Welfare Services	62,963.06			NET DEBT	
RECREATION and CONSERVATION		School	57,595,423.00		
Beaches and Boardwalks		Self-liquidating	21,318,750.00		
Parks, Playgrounds, Shade Trees		Other	77,348,660.00		
Land Reclamation & Conservation		Total	56,262,833.00		
Other Recreational Services	516,049.47	ISSUED AND OUTSTANDING			
EDUCATION (excluding schools)		School	46,455,348.00		
Libraries	1,994,095.00	Self-liquidating	13,073,750.00		
Other Educational Services	800,297.00	Other	52,321,145.00		
STATUTORY EXPENDITURES		Total	111,850,243.00		
Pensions & F. I. C. A.	6,477,197.54	EQUALIZED VALUATION BASIS			
Employee Fringe Benefits	1,856,000.00				
Other Statutory Expenditures					
TOTAL MUNICIPAL FUNCTIONS	73,834,017.31	1968 CAPITAL OUTLAY			
CAPITAL IMPROVEMENTS	775,993.55				
DEBT SERVICE		Beaches and Boardwalks	4,467,585.10		
Principal Payments	4,943,000.00	Parks and Playgrounds	6,109,553.09		
Interest Payments	3,064,133.21	Public Buildings and Grounds	319,051.01		
Other Debt Administration		Vehicular Equipment	333,576.35		
DEFERRED CHARGES	4,670,872.63	Streets, Roads, Sidewalks, Storm Sewers	999,838.20		
SCHOOL, COUNTY, SPECIAL DISTRICT TAXES	55,757,875.89	Sewer System	3,711,508.14		
RESERVE FOR UNCOLLECTED TAXES	12,896,650.46	Water System			
		Other Utilities			
		Hospitals and Clinics			
		Garbage and Trash Disposal Facilities			
		Health Equipment			
		Library and Education Facilities	154,108.74		
		Conservation and Recreation			
		Other Expenditures	103,926.00		
TOTAL EXPENDITURES	155,942,543.05				

1214		NEW BRUNSWICK CITY			PER CAPITA:		PER CENT:	
Population 1960	40,139	Net Valuation Taxable	110,174,450	TAX RATE:	Gross Debt	178.36	Gross Debt	3.97
Population 1968	45,520	State Equalized Value	220,128,771	General Rate Per \$100.	Net Debt	68.69	Net Debt	1.53
		Net Valuation on Which County Taxes		Effective Tax Rate	Debt Service	11.67	Tax Levy Collected	94.95
Moody Rating	A	are apportioned:	248,481,387	General Rate	Total Tax Levy	184.89	Tax Levy Cancelled, Abated	
Land Area	5.50 Sq. Miles	State Equalization Ratio	.5005	Municipal Functions	Municipal Functions	140.66	or Adjusted	.69
1968 EXPENDITURES		1968 REVENUES		1968 PROPERTY TAX				
GENERAL GOVERNMENT								
Governing Body & Public Boards	29,819.50	1968 Property Taxes Collected	7,991,597.29	Local District School Taxes		3,879,878.90		
Municipal Clerk		1968 Payments in Lieu of Taxes	110,000.00	Regional & Consolidated School Taxes				
Financial Administration	7,000.00	Delinquent Tax & Lien Collections	239,909.40	School Taxes in Municipal Budget		221,992.73		
Assessment of Taxes	18,500.00	Business Personalty Replacement Taxes	787,303.00	County Taxes		1,276,024.82		
Collection of Taxes	93,613.63	Taxes from Public Utilities	516,842.56	County Library Taxes				
Planning, Housing & Development	47,140.00	Other Miscellaneous Tax Revenues		Local Municipal Purpose Taxes		2,818,569.76		
Elections	8,700.00	State Aid Revenues	126,941.48	Veteran & Senior Citizen Taxes		147,520.00		
General Administration (other)	304,786.87	Federal Aid Revenues		Total Taxes for Rate Computation		8,343,986.21		
JUDICIARY		Sale of Acquired Property		Special District Taxes				
Municipal Courts	48,195.00	Other Miscellaneous Revenues	521,186.35	Bank Stock Taxes		26,184.56		
PUBLIC SAFETY		Total 1968 Revenues	10,293,780.08	Added and Omitted Taxes		193,848.96		
Fire Protection	809,371.00	Prior Years Surplus Appropriated	411,000.00	Total Taxes Levied		8,416,499.73		
Police Protection	911,985.00	TOTAL REVENUES	10,704,780.08	1968 TAXES COLLECTED		7,991,597.29		
Civil Defense & Disaster Control	6,400.00			1968 Taxes Cancelled, Abated or Adjusted		58,200.90		
Environmental Inspection & Control				Transfer To Tax Title Liens		105,112.82		
Other Public Safety	43,000.00	1968 REAL PROPERTY VALUATIONS - ASSESSED		Balance Outstanding Dec. 31, 1968		264,834.32		
PUBLIC WORKS		Code Class %						
Streets and Drainage	596,406.23	1 Vacant Land 4.16	4,306,005.00					
Sewers and Sewage Processing	490,312.94	2 Residential 41.55	42,992,520.00	PRIOR YEARS TAXES OUTSTANDING				
Garbage and Trash Disposal	293,200.00	3 Farm		Balance January 1, 1968		310,469.22		
Public Buildings and Grounds	29,400.00	4a Commercial 27.27	28,215,625.00	Collected in 1968		219,339.55		
Other Public Works	69,000.00	4b Industrial 15.92	16,474,375.00	Cancelled, Abated or Adjusted (1968)		1,839.06		
HEALTH and WELFARE		4c Apartments 11.10	11,482,325.00	Transfers to Tax Title Liens		7,259.35		
Health Services Except Environmental	126,580.85	Total Valuation 100.00	103,470,850.00	Balance December 31, 1968		82,031.26		
Welfare-Public Assistance	206,100.00							
Hospitals, Clinics, First Aid	15,000.00	CAPITAL DEBT AUTHORIZED, DECEMBER 31, 1968						
Animal, Insect, & Rodent Control		ISSUED AND UNISSUED		TAX TITLE LIENS OUTSTANDING				
Other Welfare Services		School	3,484,000.00	Balance January 1, 1968		319,392.62		
RECREATION and CONSERVATION		Self-liquidating	1,501,306.17	Transfers From Taxes		113,204.22		
Beaches and Boardwalks		Other	3,134,000.00	Redeemed in 1968		20,569.85		
Parks, Playgrounds, Shade Trees	217,784.00	Total	8,119,306.17	Cancelled, Abated or Adjusted (1968)				
Land Reclamation & Conservation		ISSUED AND OUTSTANDING		Balance December 31, 1968		412,026.99		
Other Recreational Services	95,000.00	School	3,484,000.00	PROPERTY ACQUIRED BY DEED OR				
EDUCATION (excluding schools)		Self-liquidating	1,435,000.00	FORECLOSURE				
Libraries	138,439.00	Other	2,146,000.00	Balance January 1, 1968		73,995.00		
Other Educational Services		Total	7,065,000.00	Transfers From Liens				
STATUTORY EXPENDITURES		EQUALIZED VALUATION BASIS	204,188,191.00	Sale for Cash (1968)				
Pensions & F. I. C. A.	435,965.58	1968 CAPITAL OUTLAY	173,159.93	Cancelled, Abated or Adjusted (1968)				
Employee Fringe Benefits	135,500.00	Beaches and Boardwalks		Balance December 31, 1968		73,995.00		
Other Statutory Expenditures		Parks and Playgrounds	2,824.35	CURRENT FINANCES DECEMBER 31, 1968				
TOTAL MUNICIPAL FUNCTIONS	5,177,199.60	Public Buildings and Grounds	23,242.24	ASSETS				
CAPITAL IMPROVEMENTS	110,000.00	Vehicular Equipment	6,547.94	Cash on Hand Dec. 31, 1968		1,120,231.16		
DEBT SERVICE		Streets, Roads, Sidewalks, Storm Sewers	82,153.93	Taxes Receivable		346,865.58		
Principal Payments	320,600.00	Sewer System		Tax Title Liens		412,026.99		
Interest Payments	211,042.98	Water System		Foreclosed Property		73,995.00		
Other Debt Administration		Other Utilities		Emergencies & Other Deferred Charges		114,140.00		
DEFERRED CHARGES	64,465.00	Hospitals and Clinics		State Aid Receivable		93,493.21		
SCHOOL, COUNTY, SPECIAL DISTRICT TAXES	5,377,896.45	Garbage and Trash Disposal Facilities		Other Receivables		43,015.09		
RESERVE FOR UNCOLLECTED TAXES	519,715.68	Health Equipment		Total		2,203,767.03		
TOTAL EXPENDITURES	11,780,919.71	Library and Education Facilities		LIABILITIES				
		Conservation and Recreation		Cash Liabilities		622,347.23		
		Other Expenditures	58,391.47	Reserves For Receivables		875,902.66		
				Surplus on Hand Dec. 31, 1968		705,517.14		
				Total		2,203,767.03		

0813		NEWFIELD BORO				PER CAPITA:		PER CENT:	
Population 1960	1,299	Net Valuation Taxable	2,066,100	TAX RATE:		Gross Debt	35.53	Gross Debt	.91
Population 1968	1,410	State Equalized Value	5,969,661	General Rate Per \$100.	12.61	Net Debt	24.18	Net Debt	.62
		Net Valuation on Which County Taxes are apportioned:	6,208,270	Effective Tax Rate		Debt Service	5.60	Tax Levy Collected	90.88
Moody Rating				General Rate	4.36	Total Tax Levy	183.45	Tax Levy Cancelled, Abated	
Land Area	1.74 Sq. Miles	State Equalization Ratio	.3461	Municipal Functions	1.96	Municipal Functions	83.05	or Adjusted	
1968 EXPENDITURES		1968 REVENUES				1968 PROPERTY TAX			
GENERAL GOVERNMENT									
Governing Body & Public Boards	3,000.00	1968 Property Taxes Collected		235,096.70		Local District School Taxes		166,010.00	
Municipal Clerk	850.00	1968 Payments in Lieu of Taxes				Regional & Consolidated School Taxes			
Financial Administration	2,800.13	Delinquent Tax & Lien Collections		18,503.63		School Taxes in Municipal Budget			
Assessment of Taxes	2,400.00	Business Personalty Replacement Taxes		8,583.75		County Taxes		34,306.86	
Collection of Taxes	1,400.00	Taxes from Public Utilities		15,721.57		County Library Taxes			
Planning, Housing & Development	370.00	Other Miscellaneous Tax Revenues				Local Municipal Purpose Taxes		52,275.70	
Elections		State Aid Revenues		7,120.00		Veteran & Senior Citizen Taxes		7,870.00	
General Administration (other)	7,446.00	Federal Aid Revenues				Total Taxes for Rate Computation		260,462.56	
JUDICIARY		Sale of Acquired Property				Special District Taxes			
Municipal Courts	600.00	Other Miscellaneous Revenues		3,430.66		Bank Stock Taxes		1,886.00	
PUBLIC SAFETY		Total 1968 Revenues		288,456.31		Added and Omitted Taxes		4,189.68	
Fire Protection	3,830.00	Prior Years Surplus Appropriated		10,000.00		Total Taxes Levied		258,668.24	
Police Protection	2,980.00	TOTAL REVENUES		298,456.31		1968 TAXES COLLECTED		235,096.70	
Civil Defense & Disaster Control	50.00					1968 Taxes Cancelled, Abated or Adjusted			
Environmental Inspection & Control	400.00	1968 REAL PROPERTY VALUATIONS - ASSESSED				Transfer To Tax Title Liens			
Other Public Safety		Code	Class	%		Balance Outstanding Dec. 31, 1968			
PUBLIC WORKS		1	Vacant Land	2.08	42,400.00				
Streets and Drainage	26,175.00	2	Residential	67.91	1,384,850.00	PRIOR YEARS TAXES OUTSTANDING			
Sewers and Sewage Processing	1,001.10	3	Farm	6.87	140,000.00	Balance January 1, 1968			
Garbage and Trash Disposal	3,700.00	4a	Commercial	7.36	150,050.00	Collected in 1968			
Public Buildings and Grounds	1,880.00	4b	Industrial	15.14	308,750.00	Cancelled, Abated or Adjusted (1968)			
Other Public Works		4c	Apartments	.64	13,100.00	Transfers to Tax Title Liens			
HEALTH and WELFARE		Total Valuation 100.00			2,039,150.00	Balance December 31, 1968			
Health Services Except Environmental	1,476.78	CAPITAL DEBT AUTHORIZED, DECEMBER 31, 1968				TAX TITLE LIENS OUTSTANDING			
Welfare-Public Assistance	375.00	ISSUED AND UNISSUED		GROSS DEBT	NET DEBT	Balance January 1, 1968			
Hospitals, Clinics, First Aid		School		16,000.00		Transfers From Taxes			
Animal, Insect, & Rodent Control	250.00	Self-liquidating		34,100.00	34,100.00	Redeemed in 1968			
Other Welfare Services		Other		50,100.00	34,100.00	Cancelled, Abated or Adjusted (1968)			
RECREATION and CONSERVATION		Total				Balance December 31, 1968			
Beaches and Boardwalks		ISSUED AND OUTSTANDING				PROPERTY ACQUIRED BY DEED OR FORECLOSURE			
Parks, Playgrounds, Shade Trees	1,128.00	School		16,000.00		Balance January 1, 1968			
Land Reclamation & Conservation		Self-liquidating		30,800.00		Transfers From Liens			
Other Recreational Services	250.00	Other		46,800.00		Sale for Cash (1968)			
EDUCATION (excluding schools)		Total				Cancelled, Abated or Adjusted (1968)			
Libraries	700.00	EQUALIZED VALUATION BASIS		5,495,215.33		Balance December 31, 1968			
Other Educational Services		1968 CAPITAL OUTLAY		12,987.30		CURRENT FINANCES DECEMBER 31, 1968			
STATUTORY EXPENDITURES		Beaches and Boardwalks				ASSETS			
Pensions & F. I. C. A.	1,296.50	Parks and Playgrounds				Cash on Hand Dec. 31, 1968			
Employee Fringe Benefits	1,420.00	Public Buildings and Grounds				Taxes Receivable			
Other Statutory Expenditures		Vehicular Equipment				Tax Title Liens			
TOTAL MUNICIPAL FUNCTIONS	65,778.51	Streets, Roads, Sidewalks, Storm Sewers		7,713.00		Foreclosed Property			
CAPITAL IMPROVEMENTS	4,000.00	Sewer System				Emergencies & Other Deferred Charges			
DEBT SERVICE		Water System		5,274.30		State Aid Receivable			
Principal Payments	6,400.00	Other Utilities				Other Receivables			
Interest Payments	1,500.00	Hospitals and Clinics				Total			
Other Debt Administration		Garbage and Trash Disposal Facilities				LIABILITIES			
DEFERRED CHARGES	9,805.06	Health Equipment				Cash Liabilities			
SCHOOL, COUNTY, SPECIAL DISTRICT TAXES	200,316.86	Library and Education Facilities				Reserves For Receivables			
RESERVE FOR UNCOLLECTED TAXES	29,621.64	Conservation and Recreation				Surplus on Hand Dec. 31, 1968			
TOTAL EXPENDITURES	317,422.17	Other Expenditures				Total			

0325		NEW HANOVER TWP			PER CAPITA:		PER CENT:		
Population 1960	28,528	Net Valuation Taxable	3,273,130	TAX RATE:	Gross Debt		Gross Debt		
Population 1968	51,400	State Equalized Value	4,280,279	General Rate Per \$100.	Net Debt		Net Debt		
		Net Valuation on Which County Taxes are apportioned:	3,728,595	Effective Tax Rate	Debt Service		Tax Levy Collected	96.40	
Moody Rating				General Rate	Total Tax Levy	.43	Tax Levy Cancelled, Abated		
Land Area	21.85 Sq. Miles	State Equalization Ratio	.7647	Municipal Functions	Municipal Functions	2.32	or Adjusted	.10	
1968 EXPENDITURES		1968 REVENUES			1968 PROPERTY TAX				
GENERAL GOVERNMENT		1968 Property Taxes Collected			21,639.47				
Governing Body & Public Boards		1968 Payments in Lieu of Taxes							
Municipal Clerk		Delinquent Tax & Lien Collections			481.16				
Financial Administration		4,100.00	Business Personalty Replacement Taxes			426.00			
Assessment of Taxes		1,200.00	Taxes from Public Utilities			64,484.63			
Collection of Taxes		1,075.00	Other Miscellaneous Tax Revenues						
Planning, Housing & Development		700.00	State Aid Revenues			4,163.00			
Elections			Federal Aid Revenues						
General Administration (other)		24,850.00	Sale of Acquired Property						
JUDICIARY			Other Miscellaneous Revenues			18,812.89			
Municipal Courts		3,600.00	Total 1968 Revenues			110,007.15			
PUBLIC SAFETY			Prior Years Surplus Appropriated			91,000.00			
Fire Protection		1,500.00	TOTAL REVENUES			201,007.15			
Police Protection		17,050.00							
Civil Defense & Disaster Control		450.00							
Environmental Inspection & Control		850.00							
Other Public Safety									
PUBLIC WORKS			1968 REAL PROPERTY VALUATIONS - ASSESSED						
Streets and Drainage		17,300.00	Code Class %						
Sewers and Sewage Processing		200.00	1 Vacant Land 5.40			66,150.00			
Garbage and Trash Disposal		7,100.00	2 Residential 25.46			312,000.00			
Public Buildings and Grounds		2,300.00	3 Farm 27.12			332,325.00			
Other Public Works			4a Commercial 42.02			514,800.00			
HEALTH and WELFARE			4b Industrial						
Health Services Except Environmental		1,250.00	4c Apartments						
Welfare-Public Assistance		1,000.00	Total Valuation			1,225,275.00			
Hospitals, Clinics, First Aid									
Animal, Insect, & Rodent Control		2,700.00							
Other Welfare Services									
RECREATION and CONSERVATION			CAPITAL DEBT AUTHORIZED, DECEMBER 31, 1968						
Beaches and Boardwalks			ISSUED AND UNISSUED			GROSS DEBT			NET DEBT
Parks, Playgrounds, Shade Trees			School						
Land Reclamation & Conservation			Self-liquidating						
Other Recreational Services		50.00	Other						
EDUCATION (excluding schools)			Total						
Libraries									
Other Educational Services		26,200.00							
STATUTORY EXPENDITURES			ISSUED AND OUTSTANDING						
Pensions & F. I. C. A.		950.00	School						
Employee Fringe Benefits		1,400.00	Self-liquidating						
Other Statutory Expenditures			Other						
TOTAL MUNICIPAL FUNCTIONS		115,825.00	Total						
CAPITAL IMPROVEMENTS			EQUALIZED VALUATION BASIS						1,408,364.00
DEBT SERVICE			1968 CAPITAL OUTLAY						
Principal Payments			Beaches and Boardwalks						
Interest Payments			Parks and Playgrounds						
Other Debt Administration			Public Buildings and Grounds						
DEFERRED CHARGES		2,000.00	Vehicular Equipment						
SCHOOL, COUNTY, SPECIAL DISTRICT TAXES		20,833.06	Streets, Roads, Sidewalks, Storm Sewers						
RESERVE FOR UNCOLLECTED TAXES		1,700.00	Sewer System						
TOTAL EXPENDITURES		140,358.06	Water System						
			Other Utilities						
			Hospitals and Clinics						
			Garbage and Trash Disposal Facilities						
			Health Equipment						
			Library and Education Facilities						
			Conservation and Recreation						
			Other Expenditures						

0238		NEW MILFORD BORO			PER CAPITA:		PER CENT:	
Population 1960	18,810	Net Valuation Taxable	103,200,332	TAX RATE:	Gross Debt	319.37	Gross Debt	5.80
Population 1968	21,390	State Equalized Value	125,685,460	General Rate Per \$100.	Net Debt	13.95	Net Debt	.25
		Net Valuation on Which County Taxes		Effective Tax Rate	Debt Service	2.15	Tax Levy Collected	99.15
Moody Rating		are apportioned:	119,379,073	General Rate	Total Tax Levy	176.20	Tax Levy Cancelled, Abated	
Land Area	2.20 Sq. Miles	State Equalization Ratio	.8211	Municipal Functions	Municipal Functions	69.21	or Adjusted	.05
1968 EXPENDITURES		1968 REVENUES		1968 PROPERTY TAX				
GENERAL GOVERNMENT								
Governing Body & Public Boards	120.00	1968 Property Taxes Collected	3,737,367.59	Local District School Taxes		2,362,028.25		
Municipal Clerk		1968 Payments in Lieu of Taxes	30,384.71	Regional & Consolidated School Taxes				
Financial Administration	5,625.00	Delinquent Tax & Lien Collections	29,736.15	School Taxes in Municipal Budget				
Assessment of Taxes	20,643.49	Business Personalty Replacement Taxes	42,833.00	County Taxes		422,679.71		
Collection of Taxes	28,059.00	Taxes from Public Utilities	235,559.55	County Library Taxes				
Planning, Housing & Development	19,734.00	Other Miscellaneous Tax Revenues		Local Municipal Purpose Taxes		934,696.43		
Elections		State Aid Revenues	32,496.00	Veteran & Senior Citizen Taxes		108,400.00		
General Administration (other)	84,550.00	Federal Aid Revenues		Total Taxes for Rate Computation		3,827,804.39		
JUDICIARY		Sale of Acquired Property	2,600.00	Special District Taxes				
Municipal Courts	6,200.00	Other Miscellaneous Revenues	56,366.95	Bank Stock Taxes		2,570.66		
PUBLIC SAFETY		Total 1968 Revenues	4,167,343.95	Added and Omitted Taxes		47,084.27		
Fire Protection	73,900.00	Prior Years Surplus Appropriated	141,000.00	Total Taxes Levied		3,769,059.32		
Police Protection	357,870.00	TOTAL REVENUES	4,308,343.95	1968 TAXES COLLECTED		3,737,367.59		
Civil Defense & Disaster Control	2,600.00			1968 Taxes Cancelled, Abated or Adjusted		1,959.34		
Environmental Inspection & Control	10,620.00	1968 REAL PROPERTY VALUATIONS - ASSESSED		Transfer To Tax Title Liens		515.69		
Other Public Safety				Balance Outstanding Dec. 31, 1968		31,095.00		
PUBLIC WORKS		Code Class %						
Streets and Drainage	215,106.80	1 Vacant Land .76	778,240.00	PRIOR YEARS TAXES OUTSTANDING				
Sewers and Sewage Processing	122,154.00	2 Residential 81.55	83,826,950.00	Balance January 1, 1968		30,879.64		
Garbage and Trash Disposal	94,200.00	3 Farm .10	92,910.00	Collected in 1968		29,562.90		
Public Buildings and Grounds	30,000.00	4a Commercial 3.91	4,019,180.00	Cancelled, Abated or Adjusted (1968)				
Other Public Works		4b Industrial .35	361,090.00	Transfers to Tax Title Liens		252.15		
HEALTH and WELFARE		4c Apartments 13.34	13,711,270.00	Balance December 31, 1968		1,064.59		
Health Services Except Environmental	24,310.00	Total Valuation 100.01	102,789,640.00					
Welfare-Public Assistance	7,235.00	CAPITAL DEBT AUTHORIZED, DECEMBER 31, 1968		TAX TITLE LIENS OUTSTANDING				
Hospitals, Clinics, First Aid		ISSUED AND UNISSUED	GROSS DEBT	NET DEBT				
Animal, Insect, & Rodent Control		School	6,533,050.00		Balance January 1, 1968	220.06		
Other Welfare Services		Self-liquidating			Transfers From Taxes	815.06		
RECREATION and CONSERVATION		Other	298,455.85	298,396.27	Redeemed in 1968	173.25		
Beaches and Boardwalks		Total	6,831,505.85	298,396.27	Cancelled, Abated or Adjusted (1968)			
Parks, Playgrounds, Shade Trees	33,750.00	ISSUED AND OUTSTANDING			Balance December 31, 1968	861.87		
Land Reclamation & Conservation		School		6,533,050.00	PROPERTY ACQUIRED BY DEED OR			
Other Recreational Services	3,000.00	Self-liquidating			FORECLOSURE			
EDUCATION (excluding schools)		Other		209,000.00	Balance January 1, 1968	49,723.68		
Libraries	68,530.00	Total		6,742,050.00	Transfers From Liens			
Other Educational Services		EQUALIZED VALUATION BASIS	117,602,346.33		Sale for Cash (1968)	2,600.00		
STATUTORY EXPENDITURES		1968 CAPITAL OUTLAY	158,017.47		Cancelled, Abated or Adjusted (1968)			
Pensions & F. I. C. A.	69,395.62	Beaches and Boardwalks			Balance December 31, 1968	47,123.68		
Employee Fringe Benefits	13,029.09	Parks and Playgrounds	5,520.40		CURRENT FINANCES DECEMBER 31, 1968			
Other Statutory Expenditures		Public Buildings and Grounds	11,959.57		ASSETS			
TOTAL MUNICIPAL FUNCTIONS	1,290,632.00	Vehicular Equipment			Cash on Hand Dec. 31, 1968	450,580.71		
CAPITAL IMPROVEMENTS	30,000.00	Streets, Roads, Sidewalks, Storm Sewers	83,499.45		Taxes Receivable	32,159.59		
DEBT SERVICE		Sewer System			Tax Title Liens	861.87		
Principal Payments	40,133.69	Water System			Foreclosed Property	47,123.68		
Interest Payments	5,957.00	Other Utilities			Emergencies & Other Deferred Charges	30,100.00		
Other Debt Administration		Hospitals and Clinics			State Aid Receivable	28,000.00		
DEFERRED CHARGES	2,361.35	Garbage and Trash Disposal Facilities			Other Receivables	238.00		
SCHOOL, COUNTY, SPECIAL DISTRICT TAXES	2,784,707.96	Health Equipment			Total	589,063.85		
RESERVE FOR UNCOLLECTED TAXES	111,428.86	Library and Education Facilities			LIABILITIES			
TOTAL EXPENDITURES	4,265,220.86	Conservation and Recreation			Cash Liabilities	218,086.95		
		Other Expenditures	57,038.05		Reserves For Receivables	80,383.14		
					Surplus on Hand Dec. 31, 1968	290,593.76		
					Total	589,063.85		

2011
Population 1960 10,243
Population 1968 13,800

Moody Rating A
Land Area 3.70 Sq. Miles

Net Valuation Taxable 52,559,032
State Equalized Value 132,557,457
Net Valuation on Which County Taxes
are apportioned: 122,292,876
State Equalization Ratio .3965

NEW PROVIDENCE BORO
TAX RATE:
General Rate Per \$100. 7.81
Effective Tax Rate
General Rate 3.09
Municipal Functions 1.20

PER CAPITA:
Gross Debt 550.36
Net Debt 212.55
Debt Service 6.44
Total Tax Levy 295.74
Municipal Functions 115.68

PER CENT:
Gross Debt 6.51
Net Debt 2.51
Tax Levy Collected 97.51
Tax Levy Cancelled, Abated
or Adjusted .26

1968 EXPENDITURES	1968 REVENUES	1968 PROPERTY TAX
GENERAL GOVERNMENT		
Governing Body & Public Boards	1968 Property Taxes Collected	Local District School Taxes
Municipal Clerk	1968 Payments In Lieu of Taxes	Regional & Consolidated School Taxes
Financial Administration	Delinquent Tax & Lien Collections	School Taxes In Municipal Budget
Assessment of Taxes	Business Personalty Replacement Taxes	County Taxes
Collection of Taxes	Taxes from Public Utilities	County Library Taxes
Planning, Housing & Development	Other Miscellaneous Tax Revenues	Local Municipal Purpose Taxes
Elections	State Aid Revenues	Veteran & Senior Citizen Taxes
General Administration (other)	Federal Aid Revenues	Total Taxes for Rate Computation
JUDICIARY	Sale of Acquired Property	Special District Taxes
Municipal Courts	Other Miscellaneous Revenues	Bank Stock Taxes
PUBLIC SAFETY	Total 1968 Revenues	Added and Omitted Taxes
Fire Protection	Prior Years Surplus Appropriated	Total Taxes Levied
Police Protection	TOTAL REVENUES	1968 TAXES COLLECTED
Civil Defense & Disaster Control		1968 Taxes Cancelled, Abated or Adjusted
Environmental Inspection & Control		Transfer To Tax Title Liens
Other Public Safety		Balance Outstanding Dec. 31, 1968
PUBLIC WORKS	1968 REAL PROPERTY VALUATIONS - ASSESSED	
Streets and Drainage	Code Class %	
Sewers and Sewage Processing	1 Vacant Land 3.04	PRIOR YEARS TAXES OUTSTANDING
Garbage and Trash Disposal	2 Residential 74.67	Balance January 1, 1968
Public Buildings and Grounds	3 Farm .16	Collected in 1968
Other Public Works	4a Commercial 5.61	Cancelled, Abated or Adjusted (1968)
HEALTH and WELFARE	4b Industrial 11.32	Transfers to Tax Title Liens
Health Services Except Environmental	4c Apartments 5.20	Balance December 31, 1968
Welfare-Public Assistance	Total Valuation 100.00	
Hospitals, Clinics, First Aid		TAX TITLE LIENS OUTSTANDING
Animal, Insect, & Rodent Control	CAPITAL DEBT AUTHORIZED, DECEMBER 31, 1968	Balance January 1, 1968
Other Welfare Services	ISSUED AND UNISSUED GROSS DEBT NET DEBT	Transfers From Taxes
RECREATION and CONSERVATION	School 6,019,000.00 1,357,293.68	Redeemed in 1968
Beaches and Boardwalks	Self-liquidating 1,576,000.00 1,576,000.00	Cancelled, Abated or Adjusted (1968)
Parks, Playgrounds, Shade Trees	Other 7,595,000.00 2,933,293.68	Balance December 31, 1968
Land Reclamation & Conservation	ISSUED AND OUTSTANDING	PROPERTY ACQUIRED BY DEED OR FORECLOSURE
Other Recreational Services	School 4,319,000.00	Balance January 1, 1968
EDUCATION (excluding schools)	Self-liquidating 1,576,000.00	Transfers From Liens
Libraries	Other 5,895,000.00	Sale for Cash (1968)
Other Educational Services	Total	Cancelled, Abated or Adjusted (1968)
STATUTORY EXPENDITURES	EQUALIZED VALUATION BASIS	Balance December 31, 1968
Pensions & F. I. C. A.	116,542,658.00	CURRENT FINANCES DECEMBER 31, 1968
Employee Fringe Benefits	1968 CAPITAL OUTLAY	ASSETS
Other Statutory Expenditures	207,596.21	Cash on Hand Dec. 31, 1968
TOTAL MUNICIPAL FUNCTIONS	Beaches and Boardwalks	Taxes Receivable
CAPITAL IMPROVEMENTS	Parks and Playgrounds	Tax Title Liens
DEBT SERVICE	Public Buildings and Grounds	Foreclosed Property
Principal Payments	Vehicular Equipment	Emergencies & Other Deferred Charges
Interest Payments	Streets, Roads, Sidewalks, Storm Sewers	State Aid Receivable
Other Debt Administration	Sewer System	Other Receivables
DEFERRED CHARGES	Water System	Total
SCHOOL, COUNTY, SPECIAL DISTRICT TAXES	Other Utilities	LIABILITIES
RESERVE FOR UNCOLLECTED TAXES	Hospitals and Clinics	Cash Liabilities
TOTAL EXPENDITURES	Garbage and Trash Disposal Facilities	Reserves For Receivables
	Health Equipment	Surplus on Hand Dec. 31, 1968
	Library and Education Facilities	Total
	Conservation and Recreation	
	Other Expenditures	

1336		NEW SHREWSBURY BORO				PER CAPITA:		PER CENT:	
Population 1960	7,313	Net Valuation Taxable	40,484,411	TAX RATE:		Gross Debt	238.03	Gross Debt	4.95
Population 1968	8,410	State Equalized Value	45,688,309	General Rate Per \$100.		Net Debt	3.97	Net Debt	.08
		Net Valuation on Which County Taxes		Effective Tax Rate		Debt Service		Tax Levy Collected	95.39
Moody Rating		are apportioned:	42,820,027	General Rate		Total Tax Levy	220.62	Tax Levy Cancelled, Abated	
Land Area	16.21 Sq. Miles	State Equalization Ratio	.8861	Municipal Functions		Municipal Functions	77.35	or Adjusted	
1968 EXPENDITURES		1968 REVENUES			1968 PROPERTY TAX				
GENERAL GOVERNMENT		1968 Property Taxes Collected			1,769,979.00	Local District School Taxes			613,053.70
Governing Body & Public Boards		1968 Payments in Lieu of Taxes				Regional & Consolidated School Taxes			696,377.66
Municipal Clerk		Delinquent Tax & Lien Collections			72,068.01	School Taxes in Municipal Budget			
Financial Administration	6,800.00	Business Personalty Replacement Taxes			76,239.00	County Taxes			251,633.33
Assessment of Taxes	13,695.00	Taxes from Public Utilities			98,976.73	County Library Taxes			9,066.34
Collection of Taxes	21,500.00	Other Miscellaneous Tax Revenues				Local Municipal Purpose Taxes			260,560.55
Planning, Housing & Development	3,295.69	State Aid Revenues			3,601.00	Veteran & Senior Citizen Taxes			40,530.00
Elections		Federal Aid Revenues				Total Taxes for Rate Computation			1,871,221.58
General Administration (other)	63,900.93	Sale of Acquired Property				Special District Taxes			
JUDICIARY		Other Miscellaneous Revenues			58,327.87	Bank Stock Taxes			925.45
Municipal Courts	8,920.00	Total 1968 Revenues			2,079,191.61	Added and Omitted Taxes			23,819.02
PUBLIC SAFETY		Prior Years Surplus Appropriated			150,000.00	Total Taxes Levied			1,855,436.05
Fire Protection	27,378.46	TOTAL REVENUES			2,229,191.61	1968 TAXES COLLECTED			1,769,979.00
Police Protection	95,295.15	1968 REAL PROPERTY VALUATIONS - ASSESSED				1968 Taxes Cancelled, Abated or Adjusted			
Civil Defense & Disaster Control	100.00	Code Class %				Transfer To Tax Title Liens			
Environmental Inspection & Control	2,379.12	1 Vacant Land 2.45			545,805.00	Balance Outstanding Dec. 31, 1968			85,457.05
Other Public Safety		2 Residential 56.31			12,535,905.00	PRIOR YEARS TAXES OUTSTANDING			
PUBLIC WORKS		3 Farm				Balance January 1, 1968			74,216.39
Streets and Drainage	74,091.73	4a Commercial 24.23			5,393,880.00	Collected in 1968			69,518.56
Sewers and Sewage Processing		4b Industrial 4.64			1,033,150.00	Cancelled, Abated or Adjusted (1968)			
Garbage and Trash Disposal	46,969.67	4c Apartments 12.37			2,753,800.00	Transfers to Tax Title Liens			
Public Buildings and Grounds	10,105.45	Total Valuation 100.00			22,262,540.00	Balance December 31, 1968			4,697.83
Other Public Works		CAPITAL DEBT AUTHORIZED, DECEMBER 31, 1968				TAX TITLE LIENS OUTSTANDING			
HEALTH and WELFARE		ISSUED AND UNISSUED				Balance January 1, 1968			12,772.34
Health Services Except Environmental	9,100.00	GROSS DEBT				Transfers From Taxes			
Welfare-Public Assistance	3,280.00	School 1,968,489.65				Redeemed in 1968			2,549.45
Hospitals, Clinics, First Aid	900.00	Self-liquidating 33,406.95			33,406.95	Cancelled, Abated or Adjusted (1968)			
Animal, Insect, & Rodent Control		Other 2,001,896.60			33,406.95	Balance December 31, 1968			10,222.89
Other Welfare Services		ISSUED AND OUTSTANDING				PROPERTY ACQUIRED BY DEED OR			
RECREATION and CONSERVATION		School 1,968,116.46				FORECLOSURE			
Beaches and Boardwalks		Self-liquidating				Balance January 1, 1968			80,235.00
Parks, Playgrounds, Shade Trees	14,537.80	Other				Transfers From Liens			
Land Reclamation & Conservation		Total			1,968,116.46	Sale for Cash (1968)			
Other Recreational Services		EQUALIZED VALUATION BASIS			40,410,633.00	Cancelled, Abated or Adjusted (1968)			
EDUCATION (excluding schools)		1968 CAPITAL OUTLAY			62,525.61	Balance December 31, 1968			80,235.00
Libraries	8,000.00	Beaches and Boardwalks				CURRENT FINANCES DECEMBER 31, 1968			
Other Educational Services		Parks and Playgrounds				ASSETS			
STATUTORY EXPENDITURES		Public Buildings and Grounds				Cash on Hand Dec. 31, 1968			364,093.28
Pensions & F. I. C. A.	27,281.00	Vehicular Equipment			26,842.00	Taxes Receivable			90,154.88
Employee Fringe Benefits	2,500.00	Streets, Roads, Sidewalks, Storm Sewers			4,539.61	Tax Title Liens			10,222.89
Other Statutory Expenditures		Sewer System				Foreclosed Property			80,235.00
TOTAL MUNICIPAL FUNCTIONS	440,030.00	Water System				Emergencies & Other Deferred Charges			
CAPITAL IMPROVEMENTS	45,300.00	Other Utilities				State Aid Receivable			23,619.00
DEBT SERVICE		Hospitals and Clinics				Other Receivables			10,434.60
Principal Payments		Garbage and Trash Disposal Facilities				Total			578,759.65
Interest Payments		Health Equipment				LIABILITIES			
Other Debt Administration	17,125.00	Library and Education Facilities				Cash Liabilities			201,101.79
DEFERRED CHARGES		Conservation and Recreation				Reserves For Receivables			191,047.37
SCHOOL, COUNTY, SPECIAL DISTRICT TAXES	1,570,131.03	Other Expenditures			31,144.00	Surplus on Hand Dec. 31, 1968			186,610.49
RESERVE FOR UNCOLLECTED TAXES	148,134.00					Total			578,759.65
TOTAL EXPENDITURES	2,220,720.03								

1915		NEWTON TOWN				PER CAPITA:		PER CENT:	
Population 1960	6,563	Net Valuation Taxable	33,461,795	TAX RATE:		Gross Debt	217.09	Gross Debt	4.64
Population 1968	8,190	State Equalized Value	40,422,559	General Rate Per \$100.		Net Debt	9.95	Net Debt	.21
		Net Valuation on Which County Taxes		Effective Tax Rate		Debt Service	.67	Tax Levy Collected 91.51	
Moody Rating	A	are apportioned:	43,796,440	General Rate		Total Tax Levy	178.00	Tax Levy Cancelled, Abated	
Land Area	3.00 Sq. Miles	State Equalization Ratio	.8278	Municipal Functions		Municipal Functions	73.41	or Adjusted	
1968 EXPENDITURES		1968 REVENUES		1968 PROPERTY TAX					
GENERAL GOVERNMENT		1968 Property Taxes Collected		1,334,172.83		Local District School Taxes 973,500.00			
Governing Body & Public Boards		1968 Payments in Lieu of Taxes				Regional & Consolidated School Taxes			
Municipal Clerk		Delinquent Tax & Lien Collections		90,659.94		School Taxes in Municipal Budget			
Financial Administration		Business Personalty Replacement Taxes		190,075.00		County Taxes 310,341.43			
Assessment of Taxes		Taxes from Public Utilities		64,361.25		County Library Taxes 15,336.31			
Collection of Taxes		Other Miscellaneous Tax Revenues		14,208.00		Local Municipal Purpose Taxes 142,181.07			
Planning, Housing & Development		State Aid Revenues				Veteran & Senior Citizen Taxes 37,860.00			
Elections		Federal Aid Revenues				Total Taxes for Rate Computation 1,479,218.81			
General Administration (other)		Sale of Acquired Property		59,279.69		Special District Taxes			
JUDICIARY		Other Miscellaneous Revenues		1,752,756.71		Bank Stock Taxes 8,330.93			
Municipal Courts		Total 1968 Revenues		85,000.00		Added and Omitted Taxes 8,174.43			
PUBLIC SAFETY		Prior Years Surplus Appropriated		1,837,756.71		Total Taxes Levied 1,457,864.17			
Fire Protection		TOTAL REVENUES				1968 TAXES COLLECTED 1,334,172.83			
Police Protection						1968 Taxes Cancelled, Abated or Adjusted			
Civil Defense & Disaster Control						Transfer To Tax Title Liens			
Environmental Inspection & Control						Balance Outstanding Dec. 31, 1968 123,691.34			
Other Public Safety									
PUBLIC WORKS		1968 REAL PROPERTY VALUATIONS - ASSESSED				PRIOR YEARS TAXES OUTSTANDING			
Streets and Drainage		Code Class %		337,240.00		Balance January 1, 1968 104,915.37			
Sewers and Sewage Processing		1 Vacant Land 1.04		19,644,580.00		Collected in 1968 90,131.31			
Garbage and Trash Disposal		2 Residential 60.86		53,800.00		Cancelled, Abated or Adjusted (1968) 528.63			
Public Buildings and Grounds		3 Farm .17		8,546,280.00		Transfers to Tax Title Liens			
Other Public Works		4a Commercial 26.48		1,885,320.00		Balance December 31, 1968 14,255.43			
HEALTH and WELFARE		4b Industrial 5.84		1,812,840.00		TAX TITLE LIENS OUTSTANDING			
Health Services Except Environmental		4c Apartments 5.62		32,280,060.00		Balance January 1, 1968 17,320.43			
Welfare-Public Assistance		Total Valuation 100.01				Transfers From Taxes			
Hospitals, Clinics, First Aid						Redeemed in 1968			
Animal, Insect, & Rodent Control						Cancelled, Abated or Adjusted (1968)			
Other Welfare Services						Balance December 31, 1968 17,320.43			
RECREATION and CONSERVATION		CAPITAL DEBT AUTHORIZED, DECEMBER 31, 1968				PROPERTY ACQUIRED BY DEED OR FORECLOSURE			
Beaches and Boardwalks		ISSUED AND UNISSUED GROSS DEBT NET DEBT				Balance January 1, 1968 20,105.00			
Parks, Playgrounds, Shade Trees		School 973,000.00		682,500.00		Transfers From Liens			
Land Reclamation & Conservation		Self-liquidating 122,507.00		81,507.00		Sale for Cash (1968)			
Other Recreational Services		Other 1,778,007.00		81,507.00		Cancelled, Abated or Adjusted (1968)			
EDUCATION (excluding schools)		Total				Balance December 31, 1968 20,105.00			
Libraries		ISSUED AND OUTSTANDING				CURRENT FINANCES DECEMBER 31, 1968			
Other Educational Services		School 973,000.00		679,000.00		ASSETS			
STATUTORY EXPENDITURES		Self-liquidating 50,000.00		1,702,000.00		Cash on Hand Dec. 31, 1968 211,530.56			
Pensions & F. I. C. A.		Total				Taxes Receivable 137,946.77			
Employee Fringe Benefits		EQUALIZED VALUATION BASIS		38,268,025.33		Tax Title Liens 17,320.43			
Other Statutory Expenditures		1968 CAPITAL OUTLAY		41,606.41		Foreclosed Property 20,105.00			
TOTAL MUNICIPAL FUNCTIONS		Beaches and Boardwalks				Emergencies & Other Deferred Charges 27,129.95			
CAPITAL IMPROVEMENTS		Parks and Playgrounds				State Aid Receivable 28,724.41			
DEBT SERVICE		Public Buildings and Grounds				Other Receivables 11,662.10			
Principal Payments		Vehicular Equipment				Total 454,419.22			
Interest Payments		Streets, Roads, Sidewalks, Storm Sewers		14,461.80		LIABILITIES			
Other Debt Administration		Sewer System		27,144.61		Cash Liabilities 127,827.93			
DEFERRED CHARGES		Water System				Reserves For Receivables 187,034.30			
SCHOOL, COUNTY, SPECIAL DISTRICT TAXES		Other Utilities				Surplus on Hand Dec. 31, 1968 139,556.99			
RESERVE FOR UNCOLLECTED TAXES		Hospitals and Clinics				Total 454,419.22			
TOTAL EXPENDITURES		Garbage and Trash Disposal Facilities							
		Health Equipment							
		Library and Education Facilities							
		Conservation and Recreation							
		Other Expenditures							

0239		NORTH ARLINGTON BORO			PER CAPITA:		PER CENT:	
Population 1960	17,477	Net Valuation Taxable	91,938,342	TAX RATE:	Gross Debt	90.43	Gross Debt	1.45
Population 1968	19,310	State Equalized Value	122,242,177	General Rate Per \$100.	Net Debt	40.57	Net Debt	.65
		Net Valuation on Which County Taxes are apportioned:	122,699,030	Effective Tax Rate	Debt Service	4.65	Tax Levy Collected	97.53
Moody Rating		State Equalization Ratio	.7521	General Rate	Total Tax Levy	134.89	Tax Levy Cancelled, Abated or Adjusted	1.80
Land Area	2.50 Sq. Miles			Municipal Functions	Municipal Functions	66.82		
1968 EXPENDITURES		1968 REVENUES		1968 PROPERTY TAX				
GENERAL GOVERNMENT		1968 Property Taxes Collected		2,540,399.03	Local District School Taxes		1,445,821.25	
Governing Body & Public Boards		1968 Payments in Lieu of Taxes			Regional & Consolidated School Taxes			
Municipal Clerk		Delinquent Tax & Lien Collections		26,480.79	School Taxes in Municipal Budget			
Financial Administration	5,650.00	Business Personalty Replacement Taxes		114,024.00	County Taxes		434,396.93	
Assessment of Taxes	5,650.00	Taxes from Public Utilities		163,974.64	County Library Taxes			
Collection of Taxes	28,500.00	Other Miscellaneous Tax Revenues			Local Municipal Purpose Taxes		717,985.74	
Planning, Housing & Development	5,085.00	State Aid Revenues		22,784.90	Veteran & Senior Citizen Taxes		89,380.00	
Elections	2,925.00	Federal Aid Revenues			Total Taxes for Rate Computation		2,687,583.92	
General Administration (other)	60,575.00	Sale of Acquired Property			Special District Taxes			
JUDICIARY		Other Miscellaneous Revenues		99,500.96	Bank Stock Taxes		2,881.53	
Municipal Courts	11,100.00	Total 1968 Revenues		2,967,164.32	Added and Omitted Taxes		3,647.85	
PUBLIC SAFETY		Prior Years Surplus Appropriated		160,000.00	Total Taxes Levied		2,604,733.30	
Fire Protection	52,700.00	TOTAL REVENUES		3,127,164.32	1968 TAXES COLLECTED		2,540,399.03	
Police Protection	337,300.00	1968 REAL PROPERTY VALUATIONS - ASSESSED			1968 Taxes Cancelled, Abated or Adjusted		47,041.63	
Civil Defense & Disaster Control	3,065.00	Code Class %			Transfer To Tax Title Liens		2,346.93	
Environmental Inspection & Control	1,793.00	1 Vacant Land 1.83		1,671,750.00	Balance Outstanding Dec. 31, 1968		22,065.21	
Other Public Safety		2 Residential 73.84		67,548,625.00	PRIOR YEARS TAXES OUTSTANDING			
PUBLIC WORKS		3 Farm			Balance January 1, 1968		35,226.54	
Streets and Drainage	168,275.50	4a Commercial 7.76		7,099,550.00	Collected in 1968		26,480.79	
Sewers and Sewage Processing	36,600.00	4b Industrial 3.83		3,507,650.00	Cancelled, Abated or Adjusted (1968)		2,681.69	
Garbage and Trash Disposal	69,000.00	4c Apartments 12.74		11,654,050.00	Transfers to Tax Title Liens			
Public Buildings and Grounds	23,200.00	Total Valuation 100.00		91,481,625.00	Balance December 31, 1968		6,064.06	
Other Public Works		CAPITAL DEBT AUTHORIZED, DECEMBER 31, 1968			TAX TITLE LIENS OUTSTANDING			
HEALTH and WELFARE		ISSUED AND UNISSUED			Balance January 1, 1968		8,784.77	
Health Services Except Environmental	71,930.00	School	962,840.00	NET DEBT	Transfers From Taxes		2,346.93	
Welfare-Public Assistance	3,400.00	Self-liquidating	35,000.00	35,000.00	Redeemed in 1968			
Hospitals, Clinics, First Aid	2,000.00	Other	748,450.00	748,450.00	Cancelled, Abated or Adjusted (1968)		11,131.70	
Animal, Insect, & Rodent Control	1,500.00	Total	1,746,290.00	783,450.00	Balance December 31, 1968		24,065.00	
Other Welfare Services		ISSUED AND OUTSTANDING			PROPERTY ACQUIRED BY DEED OR FORECLOSURE			
RECREATION and CONSERVATION		School	610,000.00		Balance January 1, 1968		24,065.00	
Beaches and Boardwalks		Self-liquidating	35,000.00		Transfers From Liens			
Parks, Playgrounds, Shade Trees		Other	610,000.00		Sale for Cash (1968)			
Land Reclamation & Conservation	42,732.00	Total	1,255,000.00		Cancelled, Abated or Adjusted (1968)		24,065.00	
Other Recreational Services	6,075.00	EQUALIZED VALUATION BASIS		119,875,378.00	Balance December 31, 1968			
EDUCATION (excluding schools)		1968 CAPITAL OUTLAY		217,881.79	CURRENT FINANCES DECEMBER 31, 1968			
Libraries	30,000.00	Beaches and Boardwalks			ASSETS			
Other Educational Services		Parks and Playgrounds			Cash on Hand Dec. 31, 1968		391,865.93	
STATUTORY EXPENDITURES		Public Buildings and Grounds			Taxes Receivable		28,129.27	
Pensions & F. I. C. A.	73,900.00	Vehicular Equipment		20,591.36	Tax Title Liens		11,131.70	
Employee Fringe Benefits	47,450.00	Streets, Roads, Sidewalks, Storm Sewers		175,398.78	Foreclosed Property		24,065.00	
Other Statutory Expenditures		Sewer System			Emergencies & Other Deferred Charges		4,000.00	
TOTAL MUNICIPAL FUNCTIONS	1,090,405.50	Water System		505.96	State Aid Receivable		7,762.00	
CAPITAL IMPROVEMENTS	10,000.00	Other Utilities			Other Receivables			
DEBT SERVICE		Hospitals and Clinics			Total		466,953.90	
Principal Payments	75,000.00	Garbage and Trash Disposal Facilities			LIABILITIES			
Interest Payments	14,912.00	Health Equipment			Cash Liabilities		162,305.12	
Other Debt Administration	7,607.00	Library and Education Facilities			Reserves For Receivables		63,325.97	
DEFERRED CHARGES		Conservation and Recreation			Surplus on Hand Dec. 31, 1968		241,322.81	
SCHOOL, COUNTY, SPECIAL DISTRICT TAXES	1,880,218.18	Other Expenditures		21,385.69	Total		466,953.90	
RESERVE FOR UNCOLLECTED TAXES	92,496.89							
TOTAL EXPENDITURES	3,170,639.57							

0908
Population 1960 **42,387**
Population 1968 **43,840**

Moody Rating **BAA**
Land Area **5.10** Sq. Miles

Net Valuation Taxable **272,000,067**
State Equalized Value **308,775,192**
Net Valuation on Which County Taxes
are apportioned: **315,370,149**
State Equalization Ratio **.8809**

NORTH BERGEN TWP

TAX RATE:
General Rate Per \$100. **4.80**
Effective Tax Rate
General Rate **4.22**
Municipal Functions **2.57**

PER CAPITA:

Gross Debt **365.55**
Net Debt **224.34**
Debt Service **31.39**
Total Tax Levy **300.13**
Municipal Functions **181.37**

PER CENT:

Gross Debt **5.65**
Net Debt **3.47**
Tax Levy Collected **91.11**
Tax Levy Cancelled, Abated
or Adjusted **3.27**

1968 EXPENDITURES		1968 REVENUES		1968 PROPERTY TAX	
GENERAL GOVERNMENT		1968 Property Taxes Collected		Local District School Taxes	
Governing Body & Public Boards		11,988,325.70		3,422,858.00	
Municipal Clerk	38,700.00	1968 Payments in Lieu of Taxes		Regional & Consolidated School Taxes	
Financial Administration	62,000.00	53,877.11		School Taxes in Municipal Budget	
Assessment of Taxes	44,000.00	446,241.68		County Taxes	
Collection of Taxes	56,000.00	602,413.00		3,630,403.93	
Planning, Housing & Development	11,050.00	Taxes from Public Utilities		County Library Taxes	
Elections	9,900.00	613,591.52		Local Municipal Purpose Taxes	
General Administration (other)	355,900.00	Other Miscellaneous Tax Revenues		5,378,261.98	
JUDICIARY		State Aid Revenues		Veteran & Senior Citizen Taxes	
Municipal Courts	18,700.00	204,085.27		Total Taxes for Rate Computation	
PUBLIC SAFETY		Federal Aid Revenues		13,050,575.91	
Fire Protection	994,600.00	Sale of Acquired Property		Special District Taxes	
Police Protection	1,198,100.00	10,500.00		Bank Stock Taxes	
Civil Defense & Disaster Control	2,000.00	Other Miscellaneous Revenues		10,210.32	
Environmental Inspection & Control	34,400.00	295,481.65		Added and Omitted Taxes	
Other Public Safety		14,214,515.93		Total Taxes Levied	
PUBLIC WORKS		Prior Years Surplus Appropriated		13,158,063.60	
Streets and Drainage	604,714.49	100,000.00		1968 TAXES COLLECTED	
Sewers and Sewage Processing		TOTAL REVENUES		11,988,325.70	
Garbage and Trash Disposal	434,875.00	14,314,515.93		1968 Taxes Cancelled, Abated or Adjusted	
Public Buildings and Grounds	68,800.00	1968 REAL PROPERTY VALUATIONS - ASSESSED		Transfer To Tax Title Liens	
Other Public Works				Balance Outstanding Dec. 31, 1968	
HEALTH and WELFARE				730,952.49	
Health Services Except Environmental	71,500.00			PRIOR YEARS TAXES OUTSTANDING	
Welfare-Public Assistance	233,000.00			Balance January 1, 1968	
Hospitals, Clinics, First Aid	4,000.00			Collected in 1968	
Animal, Insect, & Rodent Control	8,100.00			Cancelled, Abated or Adjusted (1968)	
Other Welfare Services	14,000.00			Transfers to Tax Title Liens	
RECREATION and CONSERVATION				Balance December 31, 1968	
Beaches and Boardwalks				128,676.74	
Parks, Playgrounds, Shade Trees	183,040.39			TAX TITLE LIENS OUTSTANDING	
Land Reclamation & Conservation				Balance January 1, 1968	
Other Recreational Services	12,659.61			91,815.50	
EDUCATION (excluding schools)				Transfers From Taxes	
Libraries	80,000.00			10,069.89	
Other Educational Services				Redeemed in 1968	
STATUTORY EXPENDITURES				57,200.21	
Pensions & F. I. C. A.	455,000.00			Cancelled, Abated or Adjusted (1968)	
Employee Fringe Benefits				Balance December 31, 1968	
Other Statutory Expenditures				44,685.18	
TOTAL MUNICIPAL FUNCTIONS	4,995,039.49			PROPERTY ACQUIRED BY DEED OR FORECLOSURE	
CAPITAL IMPROVEMENTS	140,000.00			Balance January 1, 1968	
DEBT SERVICE				561,679.00	
Principal Payments	745,000.00			Transfers From Liens	
Interest Payments	631,515.00			Sale for Cash (1968)	
Other Debt Administration				12,000.00	
DEFERRED CHARGES	285,170.46			Cancelled, Abated or Adjusted (1968)	
SCHOOL, COUNTY, SPECIAL DISTRICT TAXES	7,501,683.93			Balance December 31, 1968	
RESERVE FOR UNCOLLECTED TAXES	1,154,767.69			548,204.00	
TOTAL EXPENDITURES	15,453,176.57			CURRENT FINANCES DECEMBER 31, 1968	
				ASSETS	
				Cash on Hand Dec. 31, 1968	
				1,566,915.46	
				Taxes Receivable	
				859,629.23	
				Tax Title Liens	
				44,685.18	
				Foreclosed Property	
				548,204.00	
				Emergencies & Other Deferred Charges	
				56,179.49	
				State Aid Receivable	
				174,811.98	
				Other Receivables	
				10,471.95	
				Total	
				3,260,897.29	
				LIABILITIES	
				Cash Liabilities	
				1,064,470.28	
				Reserves For Receivables	
				1,462,990.36	
				Surplus on Hand Dec. 31, 1968	
				733,436.65	
				Total	
				3,260,897.29	

1215		NORTH BRUNSWICK TWP				PER CAPITA:		PER CENT:	
Population 1960	10,099	Net Valuation Taxable	80,761,735	TAX RATE:		Gross Debt	478.93	Gross Debt	5.18
Population 1968	16,690	State Equalized Value	174,846,795	General Rate Per \$100.		Net Debt	134.53	Net Debt	1.45
		Net Valuation on Which County Taxes		Effective Tax Rate		Debt Service	12.13	Tax Levy Collected	98.02
Moody Rating	A	are apportioned:	198,903,403	General Rate		Total Tax Levy	236.66	Tax Levy Cancelled, Abated	
Land Area	11.30 Sq. Miles	State Equalization Ratio	.4619	Municipal Functions		Municipal Functions	101.40	or Adjusted	.01
1968 EXPENDITURES		1968 REVENUES			1968 PROPERTY TAX				
GENERAL GOVERNMENT		1968 Property Taxes Collected			3,872,102.53				
Governing Body & Public Boards		1968 Payments in Lieu of Taxes			65,125.36				
Municipal Clerk		Delinquent Tax & Lien Collections			822,033.00				
Financial Administration		Business Personalty Replacement Taxes			446,131.06				
Assessment of Taxes		Taxes from Public Utilities			11,950.59				
Collection of Taxes		Other Miscellaneous Tax Revenues			3,700.00				
Planning, Housing & Development		State Aid Revenues			115,949.03				
Elections		Federal Aid Revenues			5,336,991.57				
General Administration (other)		Sale of Acquired Property			392,860.00				
JUDICIARY		Other Miscellaneous Revenues			5,729,851.57				
Municipal Courts		Total 1968 Revenues			1968 TAXES COLLECTED				
PUBLIC SAFETY		Prior Years Surplus Appropriated			1968 Taxes Cancelled, Abated or Adjusted				
Fire Protection		TOTAL REVENUES			593.32				
Police Protection		1968 REAL PROPERTY VALUATIONS - ASSESSED			3,754.89				
Civil Defense & Disaster Control		Code Class %			68,034.68				
Environmental Inspection & Control		1 Vacant Land 7.70			PRIOR YEARS TAXES OUTSTANDING				
Other Public Safety		2 Residential 45.58			Balance January 1, 1968				
PUBLIC WORKS		3 Farm .61			Collected in 1968				
Streets and Drainage		4a Commercial 8.94			Cancelled, Abated or Adjusted (1968)				
Sewers and Sewage Processing		4b Industrial 34.66			Transfers to Tax Title Liens				
Garbage and Trash Disposal		4c Apartments 2.50			Balance December 31, 1968				
Public Buildings and Grounds		Total Valuation 99.99			TAX TITLE LIENS OUTSTANDING				
Other Public Works		CAPITAL DEBT AUTHORIZED, DECEMBER 31, 1968			Balance January 1, 1968				
HEALTH and WELFARE		ISSUED AND UNISSUED			Transfers From Taxes				
Health Services Except Environmental		GROSS DEBT			Redeemed in 1968				
Welfare-Public Assistance		School 3,181,000.00			Cancelled, Abated or Adjusted (1968)				
Hospitals, Clinics, First Aid		Self-liquidating 2,654,000.00			Balance December 31, 1968				
Animal, Insect, & Rodent Control		Other 2,158,500.00			PROPERTY ACQUIRED BY DEED OR				
Other Welfare Services		Total 7,993,500.00			FORECLOSURE				
RECREATION and CONSERVATION		ISSUED AND OUTSTANDING			Balance January 1, 1968				
Beaches and Boardwalks		School			Transfers From Liens				
Parks, Playgrounds, Shade Trees		Self-liquidating			Sale for Cash (1968)				
Land Reclamation & Conservation		Other			Cancelled, Abated or Adjusted (1968)				
Other Recreational Services		Total			Balance December 31, 1968				
EDUCATION (excluding schools)		EQUALIZED VALUATION BASIS			CURRENT FINANCES DECEMBER 31, 1968				
Libraries		154,017,760.67			ASSETS				
Other Educational Services		1968 CAPITAL OUTLAY			Cash on Hand Dec. 31, 1968				
STATUTORY EXPENDITURES		Beaches and Boardwalks			Taxes Receivable				
Pensions & F. I. C. A.		Parks and Playgrounds			Tax Title Liens				
Employee Fringe Benefits		Public Buildings and Grounds			Foreclosed Property				
Other Statutory Expenditures		Vehicular Equipment			Emergencies & Other Deferred Charges				
TOTAL MUNICIPAL FUNCTIONS		Streets, Roads, Sidewalks, Storm Sewers			State Aid Receivable				
CAPITAL IMPROVEMENTS		Sewer System			Other Receivables				
DEBT SERVICE		Water System			Total				
Principal Payments		Other Utilities			LIABILITIES				
Interest Payments		Hospitals and Clinics			Cash Liabilities				
Other Debt Administration		Garbage and Trash Disposal Facilities			Reserves For Receivables				
DEFERRED CHARGES		Health Equipment			Surplus on Hand Dec. 31, 1968				
SCHOOL, COUNTY, SPECIAL DISTRICT TAXES		Library and Education Facilities			Total				
RESERVE FOR UNCOLLECTED TAXES		Conservation and Recreation							
TOTAL EXPENDITURES		Other Expenditures							

0715
Population 1960 4,163
Population 1968 5,310

Moody Rating
Land Area 2.90 Sq. Miles

Net Valuation Taxable 45,417,300
State Equalized Value 49,036,169
Net Valuation on Which County Taxes
are apportioned: 47,413,636
State Equalization Ratio .9262

NORTH CALDWELL BORO
TAX RATE:
General Rate Per \$100. 4.39
Effective Tax Rate
General Rate 4.06
Municipal Functions .83

PER CAPITA:
Gross Debt 952.17
Net Debt 450.20
Debt Service 5.18
Total Tax Levy 386.20
Municipal Functions 76.99

PER CENT:
Gross Debt 11.43
Net Debt 5.40
Tax Levy Collected 98.14
Tax Levy Cancelled, Abated
or Adjusted .23

1968 EXPENDITURES		1968 REVENUES		1968 PROPERTY TAX	
GENERAL GOVERNMENT		1968 Property Taxes Collected 2,012,723.98		Local District School Taxes 597,283.48	
Governing Body & Public Boards		1968 Payments in Lieu of Taxes		Regional & Consolidated School Taxes 727,532.07	
Municipal Clerk		Delinquent Tax & Lien Collections 41,783.73		School Taxes in Municipal Budget	
Financial Administration 4,250.00		Business Personalty Replacement Taxes 15,367.00		County Taxes 545,070.44	
Assessment of Taxes 3,472.39		Taxes from Public Utilities 74,164.81		County Library Taxes	
Collection of Taxes 18,754.07		Other Miscellaneous Tax Revenues		Local Municipal Purpose Taxes 99,841.37	
Planning, Housing & Development 2,000.00		State Aid Revenues 3,017.00		Veteran & Senior Citizen Taxes 23,910.00	
Elections 600.00		Federal Aid Revenues		Total Taxes for Rate Computation 1,993,637.36	
General Administration (other) 34,513.54		Sale of Acquired Property		Special District Taxes	
JUDICIARY		Other Miscellaneous Revenues 114,192.00		Bank Stock Taxes	
Municipal Courts 2,500.00		Total 1968 Revenues 2,261,248.52		Added and Omitted Taxes 81,035.01	
PUBLIC SAFETY		Prior Years Surplus Appropriated 75,000.00		Total Taxes Levied 2,050,762.37	
Fire Protection 11,700.00		TOTAL REVENUES 2,336,248.52		1968 TAXES COLLECTED 2,012,723.98	
Police Protection 97,400.00		1968 REAL PROPERTY VALUATIONS - ASSESSED		1968 Taxes Cancelled, Abated or Adjusted 4,860.75	
Civil Defense & Disaster Control 100.00				Transfer To Tax Title Liens 215.11	
Environmental Inspection & Control 5,300.00		Code Class %		Balance Outstanding Dec. 31, 1968 33,159.52	
Other Public Safety		1 Vacant Land 5.50		PRIOR YEARS TAXES OUTSTANDING	
PUBLIC WORKS		2 Residential 90.08		Balance January 1, 1968 47,099.80	
Streets and Drainage 50,252.22		3 Farm .14		Collected in 1968 41,581.77	
Sewers and Sewage Processing 25,750.00		4a Commercial 3.60		Cancelled, Abated or Adjusted (1968)	
Garbage and Trash Disposal		4b Industrial .67		Transfers to Tax Title Liens 8.32	
Public Buildings and Grounds 7,673.14		4c Apartments		Balance December 31, 1968 5,509.71	
Other Public Works		Total Valuation 99.99		TAX TITLE LIENS OUTSTANDING	
HEALTH and WELFARE		CAPITAL DEBT AUTHORIZED, DECEMBER 31, 1968		Balance January 1, 1968 1,440.89	
Health Services Except Environmental 5,765.00		ISSUED AND UNISSUED		Transfers From Taxes 246.07	
Welfare-Public Assistance 375.00		GROSS DEBT		Redeemed in 1968 201.96	
Hospitals, Clinics, First Aid		2,107,952.89		Cancelled, Abated or Adjusted (1968)	
Animal, Insect, & Rodent Control		NET DEBT		Balance December 31, 1968 1,485.00	
Other Welfare Services		299,170.00		PROPERTY ACQUIRED BY DEED OR FORECLOSURE	
RECREATION and CONSERVATION		2,648,907.00		Balance January 1, 1968 29,200.00	
Beaches and Boardwalks		5,056,029.89		Transfers From Liens	
Parks, Playgrounds, Shade Trees		ISSUED AND OUTSTANDING		Sale for Cash (1968)	
Land Reclamation & Conservation		School		Cancelled, Abated or Adjusted (1968)	
Other Recreational Services		Self-liquidating		Balance December 31, 1968 29,200.00	
EDUCATION (excluding schools)		Other		CURRENT FINANCES DECEMBER 31, 1968	
Libraries		Total		ASSETS	
Other Educational Services		EQUALIZED VALUATION BASIS 44,214,102.67		Cash on Hand Dec. 31, 1968 676,848.69	
STATUTORY EXPENDITURES		1968 CAPITAL OUTLAY 553,163.51		Taxes Receivable 38,669.23	
Pensions & F. I. C. A. 16,608.91		Beaches and Boardwalks		Tax Title Liens 1,485.00	
Employee Fringe Benefits 3,400.00		Parks and Playgrounds		Foreclosed Property 29,200.00	
Other Statutory Expenditures		Public Buildings and Grounds		Emergencies & Other Deferred Charges 4,094.68	
TOTAL MUNICIPAL FUNCTIONS 292,852.27		Vehicular Equipment 43.20		State Aid Receivable 12,068.00	
CAPITAL IMPROVEMENTS 7,000.00		Streets, Roads, Sidewalks, Storm Sewers 417,888.68		Other Receivables 1,133.26	
DEBT SERVICE		Sewer System 368.91		Total 763,498.86	
Principal Payments 15,517.09		Water System		LIABILITIES	
Interest Payments 12,005.14		Other Utilities		Cash Liabilities 547,361.79	
Other Debt Administration		Hospitals and Clinics		Reserves For Receivables 70,487.49	
DEFERRED CHARGES 2,865.63		Garbage and Trash Disposal Facilities		Surplus on Hand Dec. 31, 1968 145,649.58	
SCHOOL, COUNTY, SPECIAL DISTRICT TAXES 1,869,885.99		Health Equipment		Total 763,498.86	
RESERVE FOR UNCOLLECTED TAXES 78,585.40		Library and Education Facilities			
TOTAL EXPENDITURES 2,278,711.52		Conservation and Recreation			
		Other Expenditures 134,862.72			

0118		NORTHFIELD CITY				PER CAPITA:		PER CENT:	
Population 1960	5,849	Net Valuation Taxable	18,334,558	TAX RATE:		Gross Debt	242.92	Gross Debt	4.95
Population 1968	8,410	State Equalized Value	44,948,658	General Rate Per \$100.		Net Debt	45.65	Net Debt	.93
		Net Valuation on Which County Taxes are apportioned:	43,657,930	Effective Tax Rate		Debt Service	8.08	Tax Levy Collected	98.07
Moody Rating				General Rate		Total Tax Levy	152.90	Tax Levy Cancelled, Abated or Adjusted	.07
Land Area	3.56 Sq. Miles	State Equalization Ratio	.4079	Municipal Functions		Municipal Functions	65.70		
1968 EXPENDITURES		1968 REVENUES		1968 PROPERTY TAX					
GENERAL GOVERNMENT		1968 Property Taxes Collected		1,261,156.53		Local District School Taxes 283,826.37			
Governing Body & Public Boards		1968 Payments in Lieu of Taxes				Regional & Consolidated School Taxes 350,123.85			
Municipal Clerk		Delinquent Tax & Lien Collections		22,760.07		School Taxes in Municipal Budget 21,454.38			
Financial Administration		Business Personalty Replacement Taxes		40,825.00		County Taxes 352,269.60			
Assessment of Taxes		Taxes from Public Utilities		99,453.98		County Library Taxes 3,593.71			
Collection of Taxes		Other Miscellaneous Tax Revenues		43,530.12		Local Municipal Purpose Taxes 251,959.55			
Planning, Housing & Development		State Aid Revenues				Veteran & Senior Citizen Taxes 62,980.00			
Elections		Federal Aid Revenues				Total Taxes for Rate Computation 1,326,207.46			
General Administration (other)		Sale of Acquired Property		4,100.00		Special District Taxes			
JUDICIARY		Other Miscellaneous Revenues		28,469.28		Bank Stock Taxes 1,952.48			
Municipal Courts		Total 1968 Revenues		1,500,294.98		Added and Omitted Taxes 20,710.02			
PUBLIC SAFETY		Prior Years Surplus Appropriated		75,000.00		Total Taxes Levied 1,285,889.96			
Fire Protection		TOTAL REVENUES		1,575,294.98		1968 TAXES COLLECTED 1,261,156.53			
Police Protection						1968 Taxes Cancelled, Abated or Adjusted 939.38			
Civil Defense & Disaster Control						Transfer To Tax Title Liens 28.96			
Environmental Inspection & Control						Balance Outstanding Dec. 31, 1968 24,979.63			
Other Public Safety									
PUBLIC WORKS		1968 REAL PROPERTY VALUATIONS - ASSESSED				PRIOR YEARS TAXES OUTSTANDING			
Streets and Drainage		Code Class %		454,150.00		Balance January 1, 1968 24,488.78			
Sewers and Sewage Processing		1 Vacant Land 2.50		15,614,400.00		Collected in 1968 22,709.27			
Garbage and Trash Disposal		2 Residential 85.80		11,750.00		Cancelled, Abated or Adjusted (1968) 1,779.51			
Public Buildings and Grounds		3 Farm .06		2,087,450.00		Transfers to Tax Title Liens			
Other Public Works		4a Commercial 11.47		20,000.00		Balance December 31, 1968			
HEALTH and WELFARE		4b Industrial .11		11,000.00		TAX TITLE LIENS OUTSTANDING			
Health Services Except Environmental		4c Apartments .06		18,198,750.00		Balance January 1, 1968 243.18			
Welfare-Public Assistance		Total Valuation 100.00				Transfers From Taxes 28.96			
Hospitals, Clinics, First Aid						Redeemed in 1968 50.80			
Animal, Insect, & Rodent Control						Cancelled, Abated or Adjusted (1968)			
Other Welfare Services						Balance December 31, 1968 221.34			
RECREATION and CONSERVATION		CAPITAL DEBT AUTHORIZED, DECEMBER 31, 1968				PROPERTY ACQUIRED BY DEED OR FORECLOSURE			
Beaches and Boardwalks		ISSUED AND UNISSUED		1,659,036.69		Balance January 1, 1968 24,375.50			
Parks, Playgrounds, Shade Trees		School		384,000.00		Transfers From Liens			
Land Reclamation & Conservation		Self-liquidating		2,043,036.69		Sale for Cash (1968) 4,100.00			
Other Recreational Services		Other				Cancelled, Abated or Adjusted (1968)			
EDUCATION (excluding schools)		Total				Balance December 31, 1968 20,275.50			
Libraries						CURRENT FINANCES DECEMBER 31, 1968			
Other Educational Services						ASSETS			
STATUTORY EXPENDITURES		EQUALIZED VALUATION BASIS		41,196,561.00		Cash on Hand Dec. 31, 1968 139,607.40			
Pensions & F. I. C. A.		1968 CAPITAL OUTLAY		110,066.08		Taxes Receivable 24,979.63			
Employee Fringe Benefits		Beaches and Boardwalks				Tax Title Liens 221.34			
Other Statutory Expenditures		Parks and Playgrounds		105,034.08		Foreclosed Property 20,275.50			
TOTAL MUNICIPAL FUNCTIONS		Public Buildings and Grounds		5,032.00		Emergencies & Other Deferred Charges 10,325.00			
CAPITAL IMPROVEMENTS		Vehicular Equipment				State Aid Receivable 18,879.00			
DEBT SERVICE		Streets, Roads, Sidewalks, Storm Sewers				Other Receivables 573.00			
Principal Payments		Sewer System				Total 214,860.87			
Interest Payments		Water System				LIABILITIES			
Other Debt Administration		Other Utilities				Cash Liabilities 53,699.76			
DEFERRED CHARGES		Hospitals and Clinics				Reserves For Receivables 46,049.47			
SCHOOL, COUNTY, SPECIAL DISTRICT TAXES		Garbage and Trash Disposal Facilities				Surplus on Hand Dec. 31, 1968 115,111.64			
RESERVE FOR UNCOLLECTED TAXES		Health Equipment				Total 214,860.87			
TOTAL EXPENDITURES		Library and Education Facilities							
		Conservation and Recreation							
		Other Expenditures							

1606		NORTH HALEDON BORO				PER CAPITA:		PER CENT:	
Population 1960	6,026	Net Valuation Taxable	57,041,503	TAX RATE:		Gross Debt	285.54	Gross Debt	3.80
Population 1968	7,700	State Equalized Value	60,489,398	General Rate Per \$100.	3.01	Net Debt	55.98	Net Debt	.74
		Net Valuation on Which County Taxes		Effective Tax Rate		Debt Service	7.03	Tax Levy Collected	98.35
Moody Rating		are apportioned:	57,994,365	General Rate	2.83	Total Tax Levy	218.50	Tax Levy Cancelled, Abated	
Land Area	3.40 Sq. Miles	State Equalization Ratio	.9430	Municipal Functions	.85	Municipal Functions	66.80	or Adjusted	.33
1968 EXPENDITURES		1968 REVENUES			1968 PROPERTY TAX				
GENERAL GOVERNMENT		1968 Property Taxes Collected			1,654,802.42				
Governing Body & Public Boards		1968 Payments in Lieu of Taxes							
Municipal Clerk		Delinquent Tax & Lien Collections			27,837.71				
Financial Administration		Business Personalty Replacement Taxes			28,419.00				
Assessment of Taxes		Taxes from Public Utilities			84,286.19				
Collection of Taxes		Other Miscellaneous Tax Revenues			8,136.00				
Planning, Housing & Development		State Aid Revenues							
Elections		Federal Aid Revenues							
General Administration (other)		Sale of Acquired Property							
JUDICIARY		Other Miscellaneous Revenues			49,293.68				
Municipal Courts		Total 1968 Revenues			1,852,775.00				
PUBLIC SAFETY		Prior Years Surplus Appropriated			120,000.00				
Fire Protection		TOTAL REVENUES			1,972,775.00				
Police Protection		1968 REAL PROPERTY VALUATIONS - ASSESSED							
Civil Defense & Disaster Control		Code Class %							
Environmental Inspection & Control		1 Vacant Land 6.16			3,492,700.00				
Other Public Safety		2 Residential 88.62			50,271,800.00				
PUBLIC WORKS		3 Farm .55			313,900.00				
Streets and Drainage		4a Commercial 3.34			1,895,200.00				
Sewers and Sewage Processing		4b Industrial 1.33			756,200.00				
Garbage and Trash Disposal		4c Apartments							
Public Buildings and Grounds		Total Valuation 100.00			56,729,800.00				
Other Public Works		CAPITAL DEBT AUTHORIZED, DECEMBER 31, 1968							
HEALTH and WELFARE		ISSUED AND UNISSUED			GROSS DEBT NET DEBT				
Health Services Except Environmental		School			1,757,068.23				
Welfare-Public Assistance		Self-liquidating			441,595.18				
Hospitals, Clinics, First Aid		Other			431,657.07				
Animal, Insect, & Rodent Control		Total			2,198,663.41				
Other Welfare Services		ISSUED AND OUTSTANDING			1,757,068.23				
RECREATION and CONSERVATION		School			183,461.50				
Beaches and Boardwalks		Self-liquidating			1,940,529.73				
Parks, Playgrounds, Shade Trees		Other							
Land Reclamation & Conservation		Total			57,795,341.00				
Other Recreational Services		EQUALIZED VALUATION BASIS			1968 CAPITAL OUTLAY				
EDUCATION (excluding schools)		1968 CAPITAL OUTLAY			Beaches and Boardwalks				
Libraries		Beaches and Boardwalks			Parks and Playgrounds				
Other Educational Services		Parks and Playgrounds			Public Buildings and Grounds				
STATUTORY EXPENDITURES		Public Buildings and Grounds			Vehicular Equipment				
Pensions & F. I. C. A.		Vehicular Equipment			Streets, Roads, Sidewalks, Storm Sewers				
Employee Fringe Benefits		Streets, Roads, Sidewalks, Storm Sewers			Sewer System				
Other Statutory Expenditures		Sewer System			Water System				
TOTAL MUNICIPAL FUNCTIONS		Water System			Other Utilities				
CAPITAL IMPROVEMENTS		Other Utilities			Hospitals and Clinics				
DEBT SERVICE		Hospitals and Clinics			Garbage and Trash Disposal Facilities				
Principal Payments		Garbage and Trash Disposal Facilities			Health Equipment				
Interest Payments		Health Equipment			Library and Education Facilities				
Other Debt Administration		Library and Education Facilities			Conservation and Recreation				
DEFERRED CHARGES		Conservation and Recreation			Other Expenditures				
SCHOOL, COUNTY, SPECIAL DISTRICT TAXES		Other Expenditures							
RESERVE FOR UNCOLLECTED TAXES									
TOTAL EXPENDITURES									

0326		NORTH HANOVER TWP				PER CAPITA:		PER CENT:	
Population 1960	2,796	Net Valuation Taxable	9,764,584	TAX RATE:		Gross Debt	80.11	Gross Debt	2.26
Population 1968	3,390	State Equalized Value	11,912,387	General Rate Per \$100.		Net Debt		Net Debt	
		Net Valuation on Which County Taxes		Effective Tax Rate		Debt Service		Tax Levy Collected	86.06
Moody Rating		are apportioned:	13,049,159	General Rate		Total Tax Levy	76.30	Tax Levy Cancelled, Abated	
Land Area	17.31 Sq. Miles	State Equalization Ratio	.8197	Municipal Functions		Municipal Functions	51.72	or Adjusted	.49
1968 EXPENDITURES		1968 REVENUES				1968 PROPERTY TAX			
GENERAL GOVERNMENT		1968 Property Taxes Collected				222,648.50			
Governing Body & Public Boards		1968 Payments in Lieu of Taxes				Local District School Taxes			
Municipal Clerk		Delinquent Tax & Lien Collections				38,269.00			
Financial Administration		2,950.00				Regional & Consolidated School Taxes			
Assessment of Taxes		2,407.00				143,977.67			
Collection of Taxes		2,475.00				School Taxes in Municipal Budget			
Planning, Housing & Development		1,450.00				County Taxes			
Elections		Other Miscellaneous Tax Revenues				69,297.20			
General Administration (other)		16,178.00				County Library Taxes			
JUDICIARY		State Aid Revenues				3,517.30			
Municipal Courts		Federal Aid Revenues				Local Municipal Purpose Taxes			
PUBLIC SAFETY		Sale of Acquired Property				Veteran & Senior Citizen Taxes			
Fire Protection		Other Miscellaneous Revenues				6,590.00			
Police Protection		Total 1968 Revenues				261,651.17			
Civil Defense & Disaster Control		Prior Years Surplus Appropriated				Special District Taxes			
Environmental Inspection & Control		TOTAL REVENUES				Bank Stock Taxes			
Other Public Safety		331,700.00				167.55			
PUBLIC WORKS		3405,331.50				Added and Omitted Taxes			
Streets and Drainage		29,000.00				3,461.41			
Sewers and Sewage Processing		434,331.50				Total Taxes Levied			
Garbage and Trash Disposal		1968 REAL PROPERTY VALUATIONS - ASSESSED				258,690.13			
Public Buildings and Grounds		Code Class %				1968 TAXES COLLECTED			
Other Public Works		1 Vacant Land 3.48				222,648.50			
HEALTH and WELFARE		2 Residential 46.65				1968 Taxes Cancelled, Abated or Adjusted			
Health Services Except Environmental		3 Farm 27.58				1,280.06			
Welfare-Public Assistance		4a Commercial 22.28				Transfer To Tax Title Liens			
Hospitals, Clinics, First Aid		4b Industrial				34,732.64			
Animal, Insect, & Rodent Control		4c Apartments				PRIOR YEARS TAXES OUTSTANDING			
Other Welfare Services		Total Valuation 99.99				Balance January 1, 1968			
RECREATION and CONSERVATION		CAPITAL DEBT AUTHORIZED, DECEMBER 31, 1968				44,708.68			
Beaches and Boardwalks		ISSUED AND UNISSUED				Collected in 1968			
Parks, Playgrounds, Shade Trees		School				Cancelled, Abated or Adjusted (1968)			
Land Reclamation & Conservation		Self-liquidating				1,760.45			
Other Recreational Services		Other				Transfers to Tax Title Liens			
EDUCATION (excluding schools)		Total				Balance December 31, 1968			
Libraries		ISSUED AND OUTSTANDING				TAX TITLE LIENS OUTSTANDING			
Other Educational Services		School				Balance January 1, 1968			
STATUTORY EXPENDITURES		Self-liquidating				Transfers From Taxes			
Pensions & F. I. C. A.		Other				Redeemed in 1968			
Employee Fringe Benefits		Total				Cancelled, Abated or Adjusted (1968)			
Other Statutory Expenditures		EQUALIZED VALUATION BASIS				Balance December 31, 1968			
TOTAL MUNICIPAL FUNCTIONS		11,999,587.67				PROPERTY ACQUIRED BY DEED OR			
CAPITAL IMPROVEMENTS		1968 CAPITAL OUTLAY				FORECLOSURE			
DEBT SERVICE		Beaches and Boardwalks				Balance January 1, 1968			
Principal Payments		Parks and Playgrounds				Transfers From Liens			
Interest Payments		Public Buildings and Grounds				Sale for Cash (1968)			
Other Debt Administration		Vehicular Equipment				Cancelled, Abated or Adjusted (1968)			
DEFERRED CHARGES		Streets, Roads, Sidewalks, Storm Sewers				Balance December 31, 1968			
SCHOOL, COUNTY, SPECIAL DISTRICT TAXES		Sewer System				CURRENT FINANCES DECEMBER 31, 1968			
RESERVE FOR UNCOLLECTED TAXES		Water System				ASSETS			
TOTAL EXPENDITURES		Other Utilities				Cash on Hand Dec. 31, 1968			
		Hospitals and Clinics				Taxes Receivable			
		Garbage and Trash Disposal Facilities				Tax Title Liens			
		Health Equipment				Foreclosed Property			
		Library and Education Facilities				Emergencies & Other Deferred Charges			
		Conservation and Recreation				State Aid Receivable			
		Other Expenditures				Other Receivables			
						Total			
						208,553.76			
						LIABILITIES			
						Cash Liabilities			
						Reserves For Receivables			
						Surplus on Hand Dec. 31, 1968			
						Total			
						208,553.76			

1814		NORTH PLAINFIELD BORO			PER CAPITA:	PER CENT:
Population 1960	16,993	Net Valuation Taxable	56,884,375	TAX RATE:	Gross Debt 140.34	Gross Debt 2.74
Population 1968	23,430	State Equalized Value	125,130,609	General Rate Per \$100.	Net Debt 58.35	Net Debt 1.14
		Net Valuation on Which County Taxes are apportioned:	126,014,333	Effective Tax Rate	Debt Service 1.78	Tax Levy Collected 97.98
Moody Rating		State Equalization Ratio	.4546	General Rate	Total Tax Levy 164.10	Tax Levy Cancelled, Abated or Adjusted .01
Land Area	2.90 Sq. Miles			Municipal Functions	Municipal Functions 58.67	
1968 EXPENDITURES		1968 REVENUES		1968 PROPERTY TAX		
GENERAL GOVERNMENT		1968 Property Taxes Collected		Local District School Taxes		
Governing Body & Public Boards		3,767,313.01		2,446,854.00		
Municipal Clerk		32,920.23		Regional & Consolidated School Taxes		
Financial Administration	3,500.00	Delinquent Tax & Lien Collections	65,528.20	School Taxes in Municipal Budget		
Assessment of Taxes	7,207.75	Business Personality Replacement Taxes	76,524.00	County Taxes		618,688.38
Collection of Taxes	22,280.58	Taxes from Public Utilities	213,477.69	County Library Taxes		33,942.85
Planning, Housing & Development	6,400.00	Other Miscellaneous Tax Revenues	9,182.00	Local Municipal Purpose Taxes		717,216.08
Elections		State Aid Revenues		Veteran & Senior Citizen Taxes		106,830.00
General Administration (other)	135,870.28	Federal Aid Revenues		Total Taxes for Rate Computation		3,923,531.31
JUDICIARY		Sale of Acquired Property		Special District Taxes		
Municipal Courts	14,840.00	Other Miscellaneous Revenues	91,392.68	Bank Stock Taxes		3,783.92
PUBLIC SAFETY		Total 1968 Revenues	4,256,337.81	Added and Omitted Taxes		24,451.84
Fire Protection	252,640.00	Prior Years Surplus Appropriated	200,000.00	Total Taxes Levied		3,844,937.07
Police Protection	308,890.41	TOTAL REVENUES	4,456,337.81	1968 TAXES COLLECTED		3,767,313.01
Civil Defense & Disaster Control	1,250.00	1968 REAL PROPERTY VALUATIONS - ASSESSED		1968 Taxes Cancelled, Abated or Adjusted		753.50
Environmental Inspection & Control				Transfer To Tax Title Liens		2,518.50
Other Public Safety				Balance Outstanding Dec. 31, 1968		74,352.06
PUBLIC WORKS				PRIOR YEARS TAXES OUTSTANDING		
Streets and Drainage	109,505.78			Balance January 1, 1968		63,637.45
Sewers and Sewage Processing	99,364.37			Collected in 1968		61,020.67
Garbage and Trash Disposal				Cancelled, Abated or Adjusted (1968)		2,294.95
Public Buildings and Grounds	17,810.83			Transfers to Tax Title Liens		321.83
Other Public Works				Balance December 31, 1968		
HEALTH and WELFARE				TAX TITLE LIENS OUTSTANDING		
Health Services Except Environmental	18,109.00			Balance January 1, 1968		11,002.58
Welfare-Public Assistance	10,550.00			Transfers From Taxes		2,909.07
Hospitals, Clinics, First Aid	12,000.00			Redeemed in 1968		4,507.53
Animal, Insect, & Rodent Control				Cancelled, Abated or Adjusted (1968)		
Other Welfare Services				Balance December 31, 1968		9,404.12
RECREATION and CONSERVATION				PROPERTY ACQUIRED BY DEED OR FORECLOSURE		
Beaches and Boardwalks				Balance January 1, 1968		10,066.66
Parks, Playgrounds, Shade Trees	27,740.00			Transfers From Liens		
Land Reclamation & Conservation				Sale for Cash (1968)		
Other Recreational Services				Cancelled, Abated or Adjusted (1968)		
EDUCATION (excluding schools)				Balance December 31, 1968		10,066.66
Libraries	31,000.00			CURRENT FINANCES DECEMBER 31, 1968		
Other Educational Services				ASSETS		
STATUTORY EXPENDITURES				Cash on Hand Dec. 31, 1968		238,125.74
Pensions & F. I. C. A.	92,200.00			Taxes Receivable		74,352.06
Employee Fringe Benefits	19,764.00			Tax Title Liens		9,404.12
Other Statutory Expenditures				Foreclosed Property		10,066.66
TOTAL MUNICIPAL FUNCTIONS	1,190,923.00			Emergencies & Other Deferred Charges		
CAPITAL IMPROVEMENTS	10,000.00			State Aid Receivable		31,178.90
DEBT SERVICE				Other Receivables		
Principal Payments	23,000.00			Total		363,126.58
Interest Payments	18,830.00			LIABILITIES		
Other Debt Administration				Cash Liabilities		81,813.69
DEFERRED CHARGES	8,200.00			Reserves For Receivables		93,822.84
SCHOOL, COUNTY, SPECIAL DISTRICT TAXES	3,099,485.23			Surplus on Hand Dec. 31, 1968		187,490.05
RESERVE FOR UNCOLLECTED TAXES	123,800.00			Total		363,126.58
TOTAL EXPENDITURES	4,474,238.23					

0240		NORTHVALE BORO			PER CAPITA:		PER CENT:			
Population 1960	2,892	Net Valuation Taxable	34,515,943	TAX RATE:	Gross Debt	506.03	Gross Debt	5.67		
Population 1968	4,990	State Equalized Value	45,764,973	General Rate Per \$100.	Net Debt	57.16	Net Debt	.64		
		Net Valuation on Which County Taxes		Effective Tax Rate	Debt Service	4.95	Tax Levy Collected	99.13		
Moody Rating		are apportioned:	40,528,628	General Rate	Total Tax Levy	204.11	Tax Levy Cancelled, Abated			
Land Area	1.31 Sq. Miles	State Equalization Ratio	.7542	Municipal Functions	Municipal Functions	73.48	or Adjusted	.18		
1968 EXPENDITURES		1968 REVENUES			1968 PROPERTY TAX					
GENERAL GOVERNMENT		1968 Property Taxes Collected			1,009,658.53	Local District School Taxes			450,820.18	
Governing Body & Public Boards		1968 Payments in Lieu of Taxes			11,121.96	Regional & Consolidated School Taxes			384,645.46	
Municipal Clerk		Delinquent Tax & Lien Collections			19,271.06	School Taxes in Municipal Budget				
Financial Administration		2,900.00	Business Personalty Replacement Taxes			113,734.00	County Taxes			141,847.78
Assessment of Taxes		18,400.00	Taxes from Public Utilities			64,264.01	County Library Taxes			
Collection of Taxes		2,650.00	Other Miscellaneous Tax Revenues			1,317.00	Local Municipal Purpose Taxes			30,202.69
Planning, Housing & Development		1,765.00	State Aid Revenues				Veteran & Senior Citizen Taxes			29,450.00
Elections		600.00	Federal Aid Revenues				Total Taxes for Rate Computation			1,036,366.11
General Administration (other)		34,400.00	Sale of Acquired Property			550.00	Special District Taxes			
JUDICIARY			Other Miscellaneous Revenues			28,621.34	Bank Stock Taxes			1,318.12
Municipal Courts		2,000.00	Total 1968 Revenues			1,248,537.90	Added and Omitted Taxes			10,277.33
PUBLIC SAFETY			Prior Years Surplus Appropriated			150,000.00	Total Taxes Levied			1,018,511.56
Fire Protection		28,265.00	TOTAL REVENUES			1,398,537.90	1968 TAXES COLLECTED			1,009,658.53
Police Protection		80,370.00	1968 REAL PROPERTY VALUATIONS - ASSESSED				1968 Taxes Cancelled, Abated or Adjusted			1,927.20
Civil Defense & Disaster Control		850.00	Code Class %				Transfer To Tax Title Liens			
Environmental Inspection & Control		3,100.00	1 Vacant Land 3.56			1,223,750.00	Balance Outstanding Dec. 31, 1968			11,049.63
Other Public Safety			2 Residential 71.42			24,552,000.00	PRIOR YEARS TAXES OUTSTANDING			
PUBLIC WORKS			3 Farm				Balance January 1, 1968			25,829.57
Streets and Drainage		49,950.00	4a Commercial 6.52			2,241,900.00	Collected in 1968			19,271.06
Sewers and Sewage Processing			4b Industrial 18.50			6,358,200.00	Cancelled, Abated or Adjusted (1968)			4,046.59
Garbage and Trash Disposal		28,500.00	4c Apartments				Transfers to Tax Title Liens			
Public Buildings and Grounds		1,600.00	Total Valuation 100.00			34,375,850.00	Balance December 31, 1968			2,511.92
Other Public Works			CAPITAL DEBT AUTHORIZED, DECEMBER 31, 1968				TAX TITLE LIENS OUTSTANDING			
HEALTH and WELFARE			ISSUED AND UNISSUED				Balance January 1, 1968			25.76
Health Services Except Environmental		7,090.00	GROSS DEBT			2,236,514.19	Transfers From Taxes			
Welfare-Public Assistance		1,310.00	School				Redeemed in 1968			
Hospitals, Clinics, First Aid			Self-liquidating			288,609.38	Cancelled, Abated or Adjusted (1968)			25.76
Animal, Insect, & Rodent Control			Other			2,525,123.57	Balance December 31, 1968			
Other Welfare Services			ISSUED AND OUTSTANDING				PROPERTY ACQUIRED BY DEED OR FORECLOSURE			
RECREATION and CONSERVATION			School			795,577.13	Balance January 1, 1968			1,685.00
Beaches and Boardwalks			Self-liquidating				Transfers From Liens			
Parks, Playgrounds, Shade Trees		2,500.00	Other			233,934.27	Sale for Cash (1968)			550.00
Land Reclamation & Conservation			Total			1,029,511.40	Cancelled, Abated or Adjusted (1968)			
Other Recreational Services		9,200.00	EQUALIZED VALUATION BASIS			44,495,921.33	Balance December 31, 1968			1,135.00
EDUCATION (excluding schools)			1968 CAPITAL OUTLAY			8,242.31	CURRENT FINANCES DECEMBER 31, 1968			
Libraries		7,000.00	Beaches and Boardwalks				ASSETS			
Other Educational Services			Parks and Playgrounds			697.99	Cash on Hand Dec. 31, 1968			160,545.21
STATUTORY EXPENDITURES			Public Buildings and Grounds				Taxes Receivable			13,561.55
Pensions & F. I. C. A.		11,281.81	Vehicular Equipment			7,235.11	Tax Title Liens			
Employee Fringe Benefits		6,150.00	Streets, Roads, Sidewalks, Storm Sewers				Foreclosed Property			1,135.00
Other Statutory Expenditures			Sewer System				Emergencies & Other Deferred Charges			15,500.00
TOTAL MUNICIPAL FUNCTIONS		299,881.81	Water System				State Aid Receivable			14,900.00
CAPITAL IMPROVEMENTS		5,000.00	Other Utilities				Other Receivables			7,028.20
DEBT SERVICE			Hospitals and Clinics				Total			212,669.96
Principal Payments		14,800.00	Garbage and Trash Disposal Facilities				LIABILITIES			
Interest Payments		9,940.00	Health Equipment				Cash Liabilities			32,045.87
Other Debt Administration			Library and Education Facilities				Reserves For Receivables			21,724.75
DEFERRED CHARGES		8,450.00	Conservation and Recreation				Surplus on Hand Dec. 31, 1968			158,899.34
SCHOOL, COUNTY, SPECIAL DISTRICT TAXES		976,713.42	Other Expenditures			309.21	Total			212,669.96
RESERVE FOR UNCOLLECTED TAXES		28,603.00								
TOTAL EXPENDITURES		1,343,388.23								

0507		NORTH WILDWOOD CITY				PER CAPITA:		PER CENT:			
Population 1960	3,598	Net Valuation Taxable	49,426,293	TAX RATE:		Gross Debt	360.12	Gross Debt	2.33		
Population 1968	3,820	State Equalized Value	63,505,451	General Rate Per \$100.		Net Debt	314.08	Net Debt	2.03		
		Net Valuation on Which County Taxes		Effective Tax Rate		Debt Service	27.98	Tax Levy Collected	94.45		
Moody Rating		are apportioned:	63,104,651	General Rate		Total Tax Levy	391.30	Tax Levy Cancelled, Abated			
Land Area	1.80 Sq. Miles	State Equalization Ratio	.7783	Municipal Functions		Municipal Functions	362.83	or Adjusted	.63		
1968 EXPENDITURES		1968 REVENUES				1968 PROPERTY TAX					
GENERAL GOVERNMENT		1968 Property Taxes Collected				1,411,844.41					
Governing Body & Public Boards		1968 Payments in Lieu of Taxes				Local District School Taxes				371,072.18	
Municipal Clerk		Delinquent Tax & Lien Collections				Regional & Consolidated School Taxes					
Financial Administration		21,230.47	Business Personalty Replacement Taxes				School Taxes in Municipal Budget				27,636.00
Assessment of Taxes		43,085.00	Taxes from Public Utilities				County Taxes				335,917.46
Collection of Taxes		19,810.73	Other Miscellaneous Tax Revenues				County Library Taxes				7,018.09
Planning, Housing & Development		7,776.50	State Aid Revenues				Local Municipal Purpose Taxes				711,532.58
Elections			Federal Aid Revenues				Veteran & Senior Citizen Taxes				39,890.00
General Administration (other)		113,417.41	Sale of Acquired Property				Total Taxes for Rate Computation				1,493,066.31
JUDICIARY			Other Miscellaneous Revenues				Special District Taxes				
Municipal Courts		11,591.80	Total 1968 Revenues				Bank Stock Taxes				831.42
PUBLIC SAFETY			Prior Years Surplus Appropriated				Added and Omitted Taxes				40,794.15
Fire Protection		73,334.10	TOTAL REVENUES				Total Taxes Levied				1,494,801.88
Police Protection		179,850.00					1968 TAXES COLLECTED				1,411,844.41
Civil Defense & Disaster Control		2,300.00					1968 Taxes Cancelled, Abated or Adjusted				9,502.48
Environmental Inspection & Control		8,000.00					Transfer To Tax Title Liens				3,715.94
Other Public Safety			1968 REAL PROPERTY VALUATIONS - ASSESSED				Balance Outstanding Dec. 31, 1968				69,340.73
PUBLIC WORKS			Code	Class	%						
Streets and Drainage		204,542.20	1	Vacant Land	2.29	1,125,600.00					
Sewers and Sewage Processing		55,900.00	2	Residential	64.91	31,922,500.00					
Garbage and Trash Disposal		65,400.00	3	Farm		6,075,950.00					
Public Buildings and Grounds		32,239.78	4a	Commercial	12.35	225,300.00					
Other Public Works		42,000.00	4b	Industrial	.46	9,831,350.00					
HEALTH and WELFARE			4c	Apartments	19.99	49,180,700.00					
Health Services Except Environmental		5,290.22	Total Valuation			100.00					
Welfare-Public Assistance		500.00	CAPITAL DEBT AUTHORIZED, DECEMBER 31, 1968								
Hospitals, Clinics, First Aid			ISSUED AND UNISSUED		GROSS DEBT	NET DEBT		TAX TITLE LIENS OUTSTANDING			
Animal, Insect, & Rodent Control		1,800.00	School		146,000.00			Balance January 1, 1968		9,947.31	
Other Welfare Services			Self-liquidating		1,229,681.87	1,199,823.03		Transfers From Taxes		5,183.46	
RECREATION and CONSERVATION			Other		1,375,681.87	1,199,823.03		Redeemed in 1968		10,215.42	
Beaches and Boardwalks		61,500.00	Total					Cancelled, Abated or Adjusted (1968)			
Parks, Playgrounds, Shade Trees			ISSUED AND OUTSTANDING					Balance December 31, 1968		4,915.35	
Land Reclamation & Conservation			School		146,000.00			PROPERTY ACQUIRED BY DEED OR FORECLOSURE			
Other Recreational Services		21,700.00	Self-liquidating		725,500.00			Balance January 1, 1968		104,687.00	
EDUCATION (excluding schools)			Other		871,500.00			Transfers From Liens			
Libraries			Total					Sale for Cash (1968)		1,900.00	
Other Educational Services			EQUALIZED VALUATION BASIS		58,836,589.33			Cancelled, Abated or Adjusted (1968)			
STATUTORY EXPENDITURES			1968 CAPITAL OUTLAY		165,349.81			Balance December 31, 1968		102,787.00	
Pensions & F. I. C. A.		77,556.29	Beaches and Boardwalks					CURRENT FINANCES DECEMBER 31, 1968			
Employee Fringe Benefits		26,258.76	Parks and Playgrounds					ASSETS			
Other Statutory Expenditures			Public Buildings and Grounds		16,204.76			Cash on Hand Dec. 31, 1968		535,244.63	
TOTAL MUNICIPAL FUNCTIONS		1,075,083.26	Vehicular Equipment					Taxes Receivable		72,853.02	
CAPITAL IMPROVEMENTS		25,000.00	Streets, Roads, Sidewalks, Storm Sewers		20,856.90			Tax Title Liens		4,915.35	
DEBT SERVICE			Sewer System		85,138.15			Foreclosed Property		102,787.00	
Principal Payments		70,398.47	Water System		43,150.00			Emergencies & Other Deferred Charges		157,785.00	
Interest Payments		36,515.53	Other Utilities					State Aid Receivable		38,306.00	
Other Debt Administration			Hospitals and Clinics					Other Receivables		125.00	
DEFERRED CHARGES		38,428.07	Garbage and Trash Disposal Facilities					Total		912,016.00	
SCHOOL, COUNTY, SPECIAL DISTRICT TAXES		741,643.73	Health Equipment					LIABILITIES			
RESERVE FOR UNCOLLECTED TAXES		140,607.22	Library and Education Facilities					Cash Liabilities		435,923.03	
TOTAL EXPENDITURES		2,127,676.28	Conservation and Recreation					Reserves For Receivables		180,680.37	
			Other Expenditures					Surplus on Hand Dec. 31, 1968		295,412.60	
								Total		912,016.00	

0241		NORWOOD BORO			PER CAPITA:		PER CENT:	
Population 1960	2,852	Net Valuation Taxable	28,547,014	TAX RATE:	Gross Debt	567.17	Gross Debt	6.42
Population 1968	4,090	State Equalized Value	37,820,633	General Rate Per \$100.	Net Debt	1.45	Net Debt	.01
		Net Valuation on Which County Taxes		Effective Tax Rate	Debt Service	.24	Tax Levy Collected	93.62
Moody Rating		are apportioned:	37,738,207	General Rate	Total Tax Levy	215.18	Tax Levy Cancelled, Abated	
Land Area	2.90 Sq. Miles	State Equalization Ratio	.7548	Municipal Functions	Municipal Functions	87.30	or Adjusted	.06
1968 EXPENDITURES		1968 REVENUES		1968 PROPERTY TAX				
GENERAL GOVERNMENT		1968 Property Taxes Collected		824,050.05	Local District School Taxes	347,685.00		
Governing Body & Public Boards		1968 Payments in Lieu of Taxes		10,007.17	Regional & Consolidated School Taxes	361,540.77		
Municipal Clerk	1,500.00	Delinquent Tax & Lien Collections		46,443.11	School Taxes in Municipal Budget	133,603.77		
Financial Administration	13,600.00	Business Personalty Replacement Taxes		22,661.00	County Taxes	23,876.98		
Assessment of Taxes	6,050.00	Taxes from Public Utilities		101,401.04	County Library Taxes	26,450.00		
Collection of Taxes	2,650.00	Other Miscellaneous Tax Revenues		48,314.00	Local Municipal Purpose Taxes	893,156.52		
Planning, Housing & Development	27,800.00	State Aid Revenues		183,800.00	Veteran & Senior Citizen Taxes	1,522.52		
Elections	1,850.00	Federal Aid Revenues		31,542.72	Total Taxes for Rate Computation	11,888.45		
General Administration (other)	16,450.00	Sale of Acquired Property		1,268,219.09	Special District Taxes	880,117.49		
JUDICIARY	90,700.00	Other Miscellaneous Revenues		100,000.00	Bank Stock Taxes	824,050.05		
Municipal Courts	25.00	Total 1968 Revenues		1,368,219.09	Added and Omitted Taxes	568.69		
PUBLIC SAFETY	1,050.00	Prior Years Surplus Appropriated			Total Taxes Levied	1,107.14		
Fire Protection		TOTAL REVENUES			1968 TAXES COLLECTED	54,391.61		
Police Protection		1968 REAL PROPERTY VALUATIONS - ASSESSED			1968 Taxes Cancelled, Abated or Adjusted			
Civil Defense & Disaster Control		Code	Class	%	Transfer To Tax Title Liens			
Environmental Inspection & Control		1	Vacant Land	6.13	Balance Outstanding Dec. 31, 1968			
Other Public Safety		2	Residential	83.51				
PUBLIC WORKS		3	Farm	.14				
Streets and Drainage	45,500.00	4a	Commercial	4.39				
Sewers and Sewage Processing	45,700.00	4b	Industrial	5.83				
Garbage and Trash Disposal	4,600.00	4c	Apartments					
Public Buildings and Grounds		Total Valuation		100.00				
Other Public Works				28,342,616.00				
HEALTH and WELFARE		CAPITAL DEBT AUTHORIZED, DECEMBER 31, 1968						
Health Services Except Environmental	7,950.00	ISSUED AND UNISSUED						
Welfare-Public Assistance	875.00	School	GROSS DEBT	2,313,820.75				
Hospitals, Clinics, First Aid		Self-liquidating		5,941.24				
Animal, Insect, & Rodent Control		Other		2,319,761.99				
Other Welfare Services		Total						
RECREATION and CONSERVATION		ISSUED AND OUTSTANDING						
Beaches and Boardwalks	5,000.00	School		2,313,820.75				
Parks, Playgrounds, Shade Trees	6,500.00	Self-liquidating		4,000.00				
Land Reclamation & Conservation	4,500.00	Other		2,317,820.75				
Other Recreational Services		Total						
EDUCATION (excluding schools)		EQUALIZED VALUATION BASIS		36,101,805.67				
Libraries	8,500.00	1968 CAPITAL OUTLAY						
Other Educational Services		Beaches and Boardwalks						
STATUTORY EXPENDITURES		Parks and Playgrounds						
Pensions & F. I. C. A.	290,800.00	Public Buildings and Grounds						
Employee Fringe Benefits		Vehicular Equipment						
Other Statutory Expenditures		Streets, Roads, Sidewalks, Storm Sewers						
TOTAL MUNICIPAL FUNCTIONS		Sewer System						
CAPITAL IMPROVEMENTS		Water System						
DEBT SERVICE		Other Utilities						
Principal Payments	1,000.00	Hospitals and Clinics						
Interest Payments	3,400.00	Garbage and Trash Disposal Facilities						
Other Debt Administration	842,829.54	Health Equipment						
DEFERRED CHARGES	61,874.50	Library and Education Facilities						
SCHOOL, COUNTY, SPECIAL DISTRICT TAXES		Conservation and Recreation						
RESERVE FOR UNCOLLECTED TAXES		Other Expenditures						
TOTAL EXPENDITURES	1,199,904.04							

0716		NUTLEY TOWN			PER CAPITA:		PER CENT:		
Population 1960	29,513	Net Valuation Taxable	242,131,500	TAX RATE:	Gross Debt	126.51	Gross Debt	1.82	
Population 1968	32,480	State Equalized Value	233,328,353	General Rate Per \$100.	Net Debt	11.29	Net Debt	.16	
		Net Valuation on Which County Taxes are apportioned:	238,056,772	Effective Tax Rate	Debt Service	2.43	Tax Levy Collected	97.87	
Moody Rating				General Rate	Total Tax Levy	240.82	Tax Levy Cancelled, Abated or Adjusted	.41	
Land Area	3.40 Sq. Miles	State Equalization Ratio	1.4376	Municipal Functions	Municipal Functions	98.50			
1968 EXPENDITURES		1968 REVENUES			1968 PROPERTY TAX				
GENERAL GOVERNMENT									
Governing Body & Public Boards	8,044.00	1968 Property Taxes Collected			7,655,295.53	Local District School Taxes			3,246,897.08
Municipal Clerk	27,900.00	1968 Payments in Lieu of Taxes				Regional & Consolidated School Taxes			
Financial Administration	49,100.00	Delinquent Tax & Lien Collections			84,600.62	School Taxes in Municipal Budget			
Assessment of Taxes	21,900.00	Business Personalty Replacement Taxes			325,270.00	County Taxes			2,728,900.77
Collection of Taxes	30,000.00	Taxes from Public Utilities			369,474.07	County Library Taxes			
Planning, Housing & Development	11,700.00	Other Miscellaneous Tax Revenues				Local Municipal Purpose Taxes			1,793,767.26
Elections		State Aid Revenues			55,135.50	Veteran & Senior Citizen Taxes			171,740.00
General Administration (other)	196,801.95	Federal Aid Revenues				Total Taxes for Rate Computation			7,941,275.11
JUDICIARY		Sale of Acquired Property			7,200.00	Special District Taxes			
Municipal Courts	7,750.00	Other Miscellaneous Revenues			236,069.49	Bank Stock Taxes			12,909.33
PUBLIC SAFETY		Total 1968 Revenues			8,733,045.21	Added and Omitted Taxes			39,361.56
Fire Protection	302,833.00	Prior Years Surplus Appropriated			400,000.00	Total Taxes Levied			7,821,836.00
Police Protection	587,654.41	TOTAL REVENUES			9,133,045.21	1968 TAXES COLLECTED			7,655,295.53
Civil Defense & Disaster Control	8,180.00					1968 Taxes Cancelled, Abated or Adjusted			32,505.81
Environmental Inspection & Control	18,211.60	1968 REAL PROPERTY VALUATIONS - ASSESSED				Transfer To Tax Title Liens			4,026.01
Other Public Safety	4,300.00					Balance Outstanding Dec. 31, 1968			154,277.04
PUBLIC WORKS						PRIOR YEARS TAXES OUTSTANDING			
Streets and Drainage	264,748.31	Code	Class	%	2,615,700.00	Balance January 1, 1968			94,170.15
Sewers and Sewage Processing	163,433.67	1	Vacant Land	1.09	167,338,800.00	Collected in 1968			84,600.62
Garbage and Trash Disposal	169,990.00	2	Residential	70.05		Cancelled, Abated or Adjusted (1968)			2,333.47
Public Buildings and Grounds	70,916.00	3	Farm		20,132,700.00	Transfers to Tax Title Liens			1,997.94
Other Public Works		4a	Commercial	8.43	33,494,100.00	Balance December 31, 1968			5,238.12
HEALTH and WELFARE		4b	Industrial	14.02	15,306,200.00	TAX TITLE LIENS OUTSTANDING			
Health Services Except Environmental	115,601.00	4c	Apartments	6.41	238,887,500.00	Balance January 1, 1968			9,162.71
Welfare-Public Assistance	20,640.00	Total Valuation 100.00				Transfers From Taxes			6,229.51
Hospitals, Clinics, First Aid	19,663.00	CAPITAL DEBT AUTHORIZED, DECEMBER 31, 1968				Redeemed in 1968			
Animal, Insect, & Rodent Control	2,000.00	ISSUED AND UNISSUED			3,742,000.00	Cancelled, Abated or Adjusted (1968)			
Other Welfare Services		School				Balance December 31, 1968			15,392.22
RECREATION and CONSERVATION		Self-liquidating			367,052.65	PROPERTY ACQUIRED BY DEED OR FORECLOSURE			
Beaches and Boardwalks	128,369.50	Other			366,798.80	Balance January 1, 1968			51,491.00
Parks, Playgrounds, Shade Trees		Total			4,109,052.65	Transfers From Liens			
Land Reclamation & Conservation	33,600.00	ISSUED AND OUTSTANDING				Sale for Cash (1968)			7,200.00
Other Recreational Services		School			2,087,000.00	Cancelled, Abated or Adjusted (1968)			
EDUCATION (excluding schools)		Self-liquidating			184,282.65	Balance December 31, 1968			44,291.00
Libraries	111,400.00	Other			2,271,282.65	CURRENT FINANCES DECEMBER 31, 1968			
Other Educational Services	7,000.00	Total			2,271,282.65	ASSETS			
STATUTORY EXPENDITURES		EQUALIZED VALUATION BASIS			224,699,544.33	Cash on Hand Dec. 31, 1968			1,138,140.17
Pensions & F. I. C. A.	213,117.91	1968 CAPITAL OUTLAY			41,027.50	Taxes Receivable			159,515.16
Employee Fringe Benefits	32,000.00	Beaches and Boardwalks				Tax Title Liens			15,392.22
Other Statutory Expenditures	1,984.08	Parks and Playgrounds			3,850.00	Foreclosed Property			44,291.00
TOTAL MUNICIPAL FUNCTIONS	2,628,838.43	Public Buildings and Grounds				Emergencies & Other Deferred Charges			87,238.39
CAPITAL IMPROVEMENTS	11,000.00	Vehicular Equipment				State Aid Receivable			49,777.29
DEBT SERVICE		Streets, Roads, Sidewalks, Storm Sewers			36,477.50	Other Receivables			7,781.31
Principal Payments	72,205.11	Sewer System				Total			1,502,135.54
Interest Payments	6,750.00	Water System				LIABILITIES			
Other Debt Administration		Other Utilities				Cash Liabilities			321,252.54
DEFERRED CHARGES	53,092.43	Hospitals and Clinics				Reserves For Receivables			227,132.76
SCHOOL, COUNTY, SPECIAL DISTRICT TAXES	5,975,797.85	Garbage and Trash Disposal Facilities				Surplus on Hand Dec. 31, 1968			953,750.24
RESERVE FOR UNCOLLECTED TAXES	427,529.04	Health Equipment				Total			1,502,135.54
TOTAL EXPENDITURES	9,175,212.86	Library and Education Facilities							
		Conservation and Recreation							
		Other Expenditures			700.00				

G242		OAKLAND BORO		PER CAPITA:		PER CENT:				
Population 1960	9,446	Net Valuation Taxable	83,018,246	TAX RATE:		Gross Debt	559.14	Gross Debt	7.94	
Population 1968	13,510	State Equalized Value	104,609,684	General Rate Per \$100.	4.62	Net Debt	154.28	Net Debt	2.19	
		Net Valuation on Which County Taxes are apportioned:	98,572,830	Effective Tax Rate		Debt Service	7.95	Tax Levy Collected	97.84	
Moody Rating	BA			General Rate	3.66	Total Tax Levy	280.63	Tax Levy Cancelled, Abated or Adjusted	.07	
Land Area	9.10 Sq. Miles	State Equalization Ratio	.7936	Municipal Functions	1.13	Municipal Functions	87.51			
1968 EXPENDITURES		1968 REVENUES			1968 PROPERTY TAX					
GENERAL GOVERNMENT		1968 Property Taxes Collected			3,709,775.69	Local District School Taxes			1,634,226.00	
Governing Body & Public Boards		1968 Payments in Lieu of Taxes				Regional & Consolidated School Taxes			1,020,314.68	
Municipal Clerk		Delinquent Tax & Lien Collections			85,534.45	School Taxes in Municipal Budget				
Financial Administration		17,500.00	Business Personalty Replacement Taxes			46,682.00	County Taxes			348,986.46
Assessment of Taxes		52,150.00	Taxes from Public Utilities			131,721.87	County Library Taxes			
Collection of Taxes		16,025.00	Other Miscellaneous Tax Revenues			1,785.00	Local Municipal Purpose Taxes			750,058.92
Planning, Housing & Development		7,650.00	State Aid Revenues			2,473.00	Veteran & Senior Citizen Taxes			74,640.00
Elections			Federal Aid Revenues				Total Taxes for Rate Computation			3,828,226.06
General Administration (other)		95,925.00	Sale of Acquired Property				Special District Taxes			
JUDICIARY			Other Miscellaneous Revenues			106,969.90	Bank Stock Taxes			1,486.74
Municipal Courts		5,870.00	Total 1968 Revenues			4,084,941.91	Added and Omitted Taxes			36,336.44
PUBLIC SAFETY			Prior Years Surplus Appropriated			80,000.00	Total Taxes Levied			3,791,409.24
Fire Protection		37,555.00	TOTAL REVENUES			4,164,941.91	1968 TAXES COLLECTED			3,709,775.69
Police Protection		237,400.00	1968 REAL PROPERTY VALUATIONS - ASSESSED				1968 Taxes Cancelled, Abated or Adjusted			2,861.42
Civil Defense & Disaster Control		2,475.00	Code Class %				Transfer To Tax Title Liens			344.49
Environmental Inspection & Control		12,690.00	1			3,561,000.00	Balance Outstanding Dec. 31, 1968			85,528.23
Other Public Safety			2			71,313,800.00	PRIOR YEARS TAXES OUTSTANDING			
PUBLIC WORKS			3				Balance January 1, 1968			88,705.21
Streets and Drainage		152,450.00	4a			4,806,600.00	Collected in 1968			85,419.02
Sewers and Sewage Processing		19,300.00	4b			2,284,400.00	Cancelled, Abated or Adjusted (1968)			1,224.22
Garbage and Trash Disposal		14,000.00	4c				Transfers to Tax Title Liens			
Public Buildings and Grounds		19,700.00	Total Valuation 99.99			81,965,800.00	Balance December 31, 1968			2,061.97
Other Public Works			CAPITAL DEBT AUTHORIZED, DECEMBER 31, 1968				TAX TITLE LIENS OUTSTANDING			
HEALTH and WELFARE			ISSUED AND UNISSUED				Balance January 1, 1968			1,592.28
Health Services Except Environmental		23,989.00	School			5,347,525.79	Transfers From Taxes			344.49
Welfare-Public Assistance		3,050.00	Self-liquidating			911,275.00	Redeemed in 1968			115.43
Hospitals, Clinics, First Aid			Other			1,295,270.36	Cancelled, Abated or Adjusted (1968)			42.76
Animal, Insect, & Rodent Control			Total			7,554,071.15	Balance December 31, 1968			1,778.58
Other Welfare Services			ISSUED AND OUTSTANDING				PROPERTY ACQUIRED BY DEED OR FORECLOSURE			
RECREATION and CONSERVATION			School			5,073,033.60	Balance January 1, 1968			9,654.00
Beaches and Boardwalks		2,500.00	Self-liquidating			863,775.00	Transfers From Liens			52,146.00
Parks, Playgrounds, Shade Trees		37,008.00	Other			1,181,525.00	Sale for Cash (1968)			
Land Reclamation & Conservation			Total			7,118,333.60	Cancelled, Abated or Adjusted (1968)			
Other Recreational Services			EQUALIZED VALUATION BASIS			95,062,437.00	Balance December 31, 1968			61,800.00
EDUCATION (excluding schools)			1968 CAPITAL OUTLAY			255,260.24	CURRENT FINANCES DECEMBER 31, 1968			
Libraries		40,864.00	Beaches and Boardwalks				ASSETS			
Other Educational Services			Parks and Playgrounds			1,048.37	Cash on Hand Dec. 31, 1968			266,615.81
STATUTORY EXPENDITURES			Public Buildings and Grounds			70,097.00	Taxes Receivable			87,590.20
Pensions & F. I. C. A.		42,212.00	Vehicular Equipment			32,491.21	Tax Title Liens			1,778.58
Employee Fringe Benefits		18,400.00	Streets, Roads, Sidewalks, Storm Sewers			3,512.46	Foreclosed Property			61,800.00
Other Statutory Expenditures			Sewer System			147,853.03	Emergencies & Other Deferred Charges			47,732.18
TOTAL MUNICIPAL FUNCTIONS		858,713.00	Water System				State Aid Receivable			21,413.00
CAPITAL IMPROVEMENTS		40,000.00	Other Utilities				Other Receivables			1,749.06
DEBT SERVICE			Hospitals and Clinics				Total			488,678.83
Principal Payments		64,500.00	Garbage and Trash Disposal Facilities				LIABILITIES			
Interest Payments		43,000.00	Health Equipment				Cosh Liabilities			120,820.23
Other Debt Administration		23,697.09	Library and Education Facilities				Reserves For Receivables			152,917.84
DEFERRED CHARGES		3,003,527.14	Conservation and Recreation				Surplus on Hand Dec. 31, 1968			214,940.76
SCHOOL, COUNTY, SPECIAL DISTRICT TAXES		152,443.07	Other Expenditures			258.17	Total			488,678.83
RESERVE FOR UNCOLLECTED TAXES										
TOTAL EXPENDITURES		4,185,880.30								

0426
Population 1960 **4,778**
Population 1968 **5,290**

Moody Rating
Land Area **.72** Sq. Miles

Net Valuation Taxable **9,839,948**
State Equalized Value **22,445,136**
Net Valuation on Which County Taxes are apportioned: **21,856,256**
State Equalization Ratio **.4384**

OAKLYN BORO

TAX RATE:
General Rate Per \$100. **7.84**
Effective Tax Rate
General Rate **3.43**
Municipal Functions **1.22**

PER CAPITA:
Gross Debt **10.11**
Net Debt **10.11**
Debt Service **1.32**
Total Tax Levy **140.15**
Municipal Functions **51.79**

PER CENT:
Gross Debt **.24**
Net Debt **.24**
Tax Levy Collected **97.47**
Tax Levy Cancelled, Abated or Adjusted

1968 EXPENDITURES		1968 REVENUES		1968 PROPERTY TAX	
GENERAL GOVERNMENT		1968 Property Taxes Collected		Local District School Taxes	
Governing Body & Public Boards			722,689.29	426,031.00	
Municipal Clerk		1968 Payments in Lieu of Taxes	14,292.57	Regional & Consolidated School Taxes	
Financial Administration	2,025.00	Delinquent Tax & Lien Collections	11,719.99	School Taxes in Municipal Budget	
Assessment of Taxes	2,325.00	Business Personalty Replacement Taxes	13,596.00	County Taxes	
Collection of Taxes	6,739.00	Taxes from Public Utilities	47,193.24	County Library Taxes	
Planning, Housing & Development	400.00	Other Miscellaneous Tax Revenues		Local Municipal Purpose Taxes	
Elections		State Aid Revenues	2,883.20	Veteran & Senior Citizen Taxes	
General Administration (other)	23,882.00	Federal Aid Revenues		Total Taxes for Rate Computation	
JUDICIARY		Sale of Acquired Property		Special District Taxes	
Municipal Courts	3,275.00	Other Miscellaneous Revenues	48,009.15	Bank Stock Taxes	
PUBLIC SAFETY		Total 1968 Revenues	860,383.44	Added and Omitted Taxes	
Fire Protection	13,375.00	Prior Years Surplus Appropriated	58,100.00	Total Taxes Levied	
Police Protection	70,675.00	TOTAL REVENUES	918,483.44	1968 TAXES COLLECTED	
Civil Defense & Disaster Control	1,480.00			1968 Taxes Cancelled, Abated or Adjusted	
Environmental Inspection & Control	1,300.00			Transfer To Tax Title Liens	
Other Public Safety				Balance Outstanding Dec. 31, 1968	
PUBLIC WORKS		1968 REAL PROPERTY VALUATIONS - ASSESSED			
Streets and Drainage	43,214.00	Code	Class	%	
Sewers and Sewage Processing	18,235.00	1	Vacant Land	.35	34,050.00
Garbage and Trash Disposal	5,300.00	2	Residential	75.76	7,406,425.00
Public Buildings and Grounds	13,275.00	3	Farm		
Other Public Works		4a	Commercial	14.45	1,412,450.00
HEALTH and WELFARE		4b	Industrial	.66	64,875.00
Health Services Except Environmental	425.00	4c	Apartments	8.78	857,925.00
Welfare-Public Assistance	425.00	Total Valuation 100.00			9,775,725.00
Hospitals, Clinics, First Aid		CAPITAL DEBT AUTHORIZED, DECEMBER 31, 1968			
Animal, Insect, & Rodent Control		ISSUED AND UNISSUED		GROSS DEBT	
Other Welfare Services		School		NET DEBT	
RECREATION and CONSERVATION		Self-liquidating			
Beaches and Boardwalks		Other		53,500.00	
Parks, Playgrounds, Shade Trees	2,580.00	Total		53,500.00	
Land Reclamation & Conservation		ISSUED AND OUTSTANDING			
Other Recreational Services	1,000.00	School			
EDUCATION (excluding schools)		Self-liquidating		48,000.00	
Libraries	3,985.00	Other		48,000.00	
Other Educational Services		Total		48,000.00	
STATUTORY EXPENDITURES		EQUALIZED VALUATION BASIS		21,529,513.33	
Pensions & F. I. C. A.	10,435.00	1968 CAPITAL OUTLAY		12,500.00	
Employee Fringe Benefits	2,735.00	Beaches and Boardwalks			
Other Statutory Expenditures		Parks and Playgrounds			
TOTAL MUNICIPAL FUNCTIONS		Public Buildings and Grounds		12,500.00	
CAPITAL IMPROVEMENTS	1,000.00	Vehicular Equipment			
DEBT SERVICE		Streets, Roads, Sidewalks, Storm Sewers			
Principal Payments	6,000.00	Sewer System			
Interest Payments	1,026.00	Water System			
Other Debt Administration		Other Utilities			
DEFERRED CHARGES		Hospitals and Clinics			
SCHOOL, COUNTY, SPECIAL DISTRICT TAXES	641,939.14	Garbage and Trash Disposal Facilities			
RESERVE FOR UNCOLLECTED TAXES	31,289.00	Health Equipment			
TOTAL EXPENDITURES		Library and Education Facilities			
	915,939.14	Conservation and Recreation			
		Other Expenditures			

1337		OCEAN TWP			PER CAPITA:		PER CENT:	
Population 1960	11,622	Net Valuation Taxable	104,398,238	TAX RATE:	Gross Debt	372.36	Gross Debt	5.69
Population 1968	17,190	State Equalized Value	126,237,288	General Rate Per \$100.	Net Debt	110.76	Net Debt	1.69
		Net Valuation on Which County Taxes		Effective Tax Rate	Debt Service	4.49	Tax Levy Collected	94.72
Moody Rating	BAA	are apportioned:	125,500,833	General Rate	Total Tax Levy	258.46	Tax Levy Cancelled, Abated	
Land Area	11.03 Sq. Miles	State Equalization Ratio	.8270	Municipal Functions	Municipal Functions	96.46	or Adjusted	.18
1968 EXPENDITURES		1968 REVENUES		1968 PROPERTY TAX				
GENERAL GOVERNMENT		1968 Property Taxes Collected		4,208,613.30	Local District School Taxes			
Governing Body & Public Boards		1968 Payments in Lieu of Taxes			Regional & Consolidated School Taxes		2,734,847.93	
Municipal Clerk		Delinquent Tax & Lien Collections		210,730.57	School Taxes in Municipal Budget			
Financial Administration	22,785.28	Business Personalty Replacement Taxes		60,678.00	County Taxes		738,100.77	
Assessment of Taxes	32,543.79	Taxes from Public Utilities		237,457.65	County Library Taxes		26,593.98	
Collection of Taxes	33,346.33	Other Miscellaneous Tax Revenues			Local Municipal Purpose Taxes		660,033.54	
Planning, Housing & Development	19,558.48	State Aid Revenues		18,771.00	Veteran & Senior Citizen Taxes		103,295.00	
Elections	4,184.46	Federal Aid Revenues			Total Taxes for Rate Computation		4,262,871.22	
General Administration (other)	134,981.67	Sale of Acquired Property		98,326.00	Special District Taxes		209,178.76	
JUDICIARY		Other Miscellaneous Revenues		132,880.58	Bank Stock Taxes		1,653.86	
Municipal Courts	11,474.00	Total 1968 Revenues		4,967,457.10	Added and Omitted Taxes		72,626.78	
PUBLIC SAFETY		Prior Years Surplus Appropriated		230,000.00	Total Taxes Levied		4,443,035.62	
Fire Protection	1,500.00	TOTAL REVENUES		5,197,457.10	1968 TAXES COLLECTED		4,208,613.30	
Police Protection	271,768.00	1968 REAL PROPERTY VALUATIONS - ASSESSED			1968 Taxes Cancelled, Abated or Adjusted		8,379.16	
Civil Defense & Disaster Control	1,446.59				Transfer To Tax Title Liens		19,544.59	
Environmental Inspection & Control	10,376.00				Balance Outstanding Dec. 31, 1968		207,459.68	
Other Public Safety								
PUBLIC WORKS								
Streets and Drainage	312,175.14							
Sewers and Sewage Processing								
Garbage and Trash Disposal	235,000.00							
Public Buildings and Grounds	15,819.85							
Other Public Works								
HEALTH and WELFARE								
Health Services Except Environmental	14,162.07							
Welfare-Public Assistance	7,900.00							
Hospitals, Clinics, First Aid	1,000.00							
Animal, Insect, & Rodent Control								
Other Welfare Services								
RECREATION and CONSERVATION								
Beaches and Boardwalks								
Parks, Playgrounds, Shade Trees	1,500.00							
Land Reclamation & Conservation								
Other Recreational Services	43,476.93							
EDUCATION (excluding schools)								
Libraries	6,000.00							
Other Educational Services								
STATUTORY EXPENDITURES								
Pensions & F. I. C. A.	79,444.41							
Employee Fringe Benefits								
Other Statutory Expenditures								
TOTAL MUNICIPAL FUNCTIONS	1,260,443.00							
CAPITAL IMPROVEMENTS	30,800.00							
DEBT SERVICE								
Principal Payments	39,500.00							
Interest Payments	37,802.35							
Other Debt Administration								
DEFERRED CHARGES	67,348.51							
SCHOOL, COUNTY, SPECIAL DISTRICT TAXES	3,708,721.44							
RESERVE FOR UNCOLLECTED TAXES	222,294.26							
TOTAL EXPENDITURES	5,366,909.06							

1520		OCEAN TWP		PER CAPITA:		PER CENT:	
Population 1960	921	Net Valuation Taxable	20,851,689	Gross Debt	46.51	Gross Debt	.27
Population 1968	1,290	State Equalized Value	24,251,789	Net Debt	46.51	Net Debt	.27
		Net Valuation on Which County Taxes are apportioned:	22,938,029	Debt Service		Tax Levy Collected	92.59
Moody Rating		State Equalization Ratio	.8598	Total Tax Levy	337.40	Tax Levy Cancelled, Abated or Adjusted	
Land Area	19.97 Sq. Miles			Municipal Functions	187.34		
1968 EXPENDITURES		1968 REVENUES		1968 PROPERTY TAX			
GENERAL GOVERNMENT		1968 Property Taxes Collected		403,037.22		Local District School Taxes	
Governing Body & Public Boards		1968 Payments in Lieu of Taxes				Regional & Consolidated School Taxes	
Municipal Clerk		Delinquent Tax & Lien Collections		36,740.90		School Taxes in Municipal Budget	
Financial Administration		Business Personalty Replacement Taxes		6,695.00		County Taxes	
Assessment of Taxes		Taxes from Public Utilities		58,346.04		County Library Taxes	
Collection of Taxes		Other Miscellaneous Tax Revenues		3,292.00		Local Municipal Purpose Taxes	
Planning, Housing & Development		State Aid Revenues		1.00		Veteran & Senior Citizen Taxes	
Elections		Federal Aid Revenues		13,886.90		Total Taxes for Rate Computation	
General Administration (other)		Sale of Acquired Property		521,999.06		Special District Taxes	
JUDICIARY		Other Miscellaneous Revenues		37,900.00		Bank Stock Taxes	
Municipal Courts		Total 1968 Revenues		559,899.06		Added and Omitted Taxes	
PUBLIC SAFETY		Prior Years Surplus Appropriated				Total Taxes Levied	
Fire Protection		TOTAL REVENUES				1968 TAXES COLLECTED	
Police Protection						1968 Taxes Cancelled, Abated or Adjusted	
Civil Defense & Disaster Control						Transfer To Tax Title Liens	
Environmental Inspection & Control						Balance Outstanding Dec. 31, 1968	
Other Public Safety							
PUBLIC WORKS		1968 REAL PROPERTY VALUATIONS - ASSESSED				PRIOR YEARS TAXES OUTSTANDING	
Streets and Drainage		Code Class %				Balance January 1, 1968	
Sewers and Sewage Processing		1 Vacant Land 12.94		2,669,640.00		Collected in 1968	
Garbage and Trash Disposal		2 Residential 79.97		16,503,340.00		Cancelled, Abated or Adjusted (1968)	
Public Buildings and Grounds		3 Farm		1,462,875.00		Transfers to Tax Title Liens	
Other Public Works		4a Commercial 7.09		20,635,855.00		Balance December 31, 1968	
HEALTH and WELFARE		4b Industrial				TAX TITLE LIENS OUTSTANDING	
Health Services Except Environmental		4c Apartments				Balance January 1, 1968	
Welfare-Public Assistance		Total Valuation 100.00				Transfers From Taxes	
Hospitals, Clinics, First Aid		CAPITAL DEBT AUTHORIZED, DECEMBER 31, 1968				Redeemed in 1968	
Animal, Insect, & Rodent Control		ISSUED AND UNISSUED				Cancelled, Abated or Adjusted (1968)	
Other Welfare Services		School				Balance December 31, 1968	
RECREATION and CONSERVATION		Self-liquidating				PROPERTY ACQUIRED BY DEED OR FORECLOSURE	
Beaches and Boardwalks		Other				Balance January 1, 1968	
Parks, Playgrounds, Shade Trees		Total				Transfers From Liens	
Land Reclamation & Conservation		ISSUED AND OUTSTANDING				Sale for Cash (1968)	
Other Recreational Services		School				Cancelled, Abated or Adjusted (1968)	
EDUCATION (excluding schools)		Self-liquidating				Balance December 31, 1968	
Libraries		Other				CURRENT FINANCES DECEMBER 31, 1968	
Other Educational Services		Total				ASSETS	
STATUTORY EXPENDITURES		EQUALIZED VALUATION BASIS				Cash on Hand Dec. 31, 1968	
Pensions & F. I. C. A.		1968 CAPITAL OUTLAY				Taxes Receivable	
Employee Fringe Benefits		Beaches and Boardwalks				Tax Title Liens	
Other Statutory Expenditures		Parks and Playgrounds				Foreclosed Property	
TOTAL MUNICIPAL FUNCTIONS		Public Buildings and Grounds				Emergencies & Other Deferred Charges	
CAPITAL IMPROVEMENTS		Vehicular Equipment				State Aid Receivable	
DEBT SERVICE		Streets, Roads, Sidewalks, Storm Sewers				Other Receivables	
Principal Payments		Sewer System				Total	
Interest Payments		Water System				LIABILITIES	
Other Debt Administration		Other Utilities				Cash Liabilities	
DEFERRED CHARGES		Hospitals and Clinics				Reserves For Receivables	
SCHOOL, COUNTY, SPECIAL DISTRICT TAXES		Garbage and Trash Disposal Facilities				Surplus on Hand Dec. 31, 1968	
RESERVE FOR UNCOLLECTED TAXES		Health Equipment				Total	
TOTAL EXPENDITURES		Library and Education Facilities					
		Conservation and Recreation					
		Other Expenditures					

0508			OCEAN CITY		PER CAPITA:		PER CENT:	
Population 1960	7,618	Net Valuation Taxable	190,136,107	TAX RATE:	Gross Debt	839.99	Gross Debt	3.50
Population 1968	7,930	State Equalized Value	213,136,866	General Rate Per \$100.	Net Debt	320.26	Net Debt	1.33
		Net Valuation on Which County Taxes		Effective Tax Rate	Debt Service	51.43	Tax Levy Collected	94.96
Moody Rating	BAA	are apportioned:	213,643,381	General Rate	Total Tax Levy	635.91	Tax Levy Cancelled, Abated	
Land Area	5.60 Sq. Miles	State Equalization Ratio	.9361	Municipal Functions	Municipal Functions	537.14	or Adjusted	1.28
1968 EXPENDITURES		1968 REVENUES		1968 PROPERTY TAX				
GENERAL GOVERNMENT		1968 Property Taxes Collected		4,788,880.42				
Governing Body & Public Boards		1968 Payments in Lieu of Taxes		182,508.59				
Municipal Clerk		Delinquent Tax & Lien Collections		362,363.78				
Financial Administration		Business Personalty Replacement Taxes		218,917.00				
Assessment of Taxes		Taxes from Public Utilities		14,258.00				
Collection of Taxes		Other Miscellaneous Tax Revenues		365,195.73				
Planning, Housing & Development		State Aid Revenues		250,518.68				
Elections		Federal Aid Revenues		6,182,642.20				
General Administration (other)		Sale of Acquired Property						
JUDICIARY		Other Miscellaneous Revenues						
Municipal Courts		Total 1968 Revenues						
PUBLIC SAFETY		Prior Years Surplus Appropriated						
Fire Protection		TOTAL REVENUES						
Police Protection		1968 REAL PROPERTY VALUATIONS - ASSESSED						
Civil Defense & Disaster Control		Code Class %						
Environmental Inspection & Control		1 Vacant Land 4.89		9,206,750.00				
Other Public Safety		2 Residential 79.31		149,172,800.00				
PUBLIC WORKS		3 Farm		22,169,250.00				
Streets and Drainage		4a Commercial 11.79		7,541,600.00				
Sewers and Sewage Processing		4b Industrial		188,090,400.00				
Garbage and Trash Disposal		4c Apartments 4.01						
Public Buildings and Grounds		Total Valuation 100.00						
Other Public Works		CAPITAL DEBT AUTHORIZED, DECEMBER 31, 1968						
HEALTH and WELFARE		ISSUED AND UNISSUED		NET DEBT				
Health Services Except Environmental		GROSS DEBT						
Welfare-Public Assistance		School 2,335,000.00						
Hospitals, Clinics, First Aid		Self-liquidating 1,480,449.33						
Animal, Insect, & Rodent Control		Other 2,845,675.00						
Other Welfare Services		Total 6,661,124.33						
RECREATION and CONSERVATION		ISSUED AND OUTSTANDING						
Beaches and Boardwalks		School 2,335,000.00						
Parks, Playgrounds, Shade Trees		Self-liquidating 1,386,000.00						
Land Reclamation & Conservation		Other 2,722,525.00						
Other Recreational Services		Total 6,443,525.00						
EDUCATION (excluding schools)		EQUALIZED VALUATION BASIS		190,211,916.67				
Libraries		1968 CAPITAL OUTLAY		790,027.86				
Other Educational Services		Beaches and Boardwalks						
STATUTORY EXPENDITURES		Parks and Playgrounds						
Pensions & F. I. C. A.		Public Buildings and Grounds						
Employee Fringe Benefits		Vehicular Equipment						
Other Statutory Expenditures		Streets, Roads, Sidewalks, Storm Sewers		466,086.21				
TOTAL MUNICIPAL FUNCTIONS		Sewer System						
CAPITAL IMPROVEMENTS		Water System						
DEBT SERVICE		Other Utilities						
Principal Payments		Hospitals and Clinics						
Interest Payments		Garbage and Trash Disposal Facilities						
Other Debt Administration		Health Equipment						
DEFERRED CHARGES		Library and Education Facilities						
SCHOOL, COUNTY, SPECIAL DISTRICT TAXES		Conservation and Recreation						
RESERVE FOR UNCOLLECTED TAXES		Other Expenditures		323,941.65				
TOTAL EXPENDITURES								
				Local District School Taxes				
				924,400.00				
				Regional & Consolidated School Taxes				
				187,000.00				
				School Taxes in Municipal Budget				
				1,078,835.31				
				County Taxes				
				County Library Taxes				
				Local Municipal Purpose Taxes				
				2,770,696.60				
				Veteran & Senior Citizen Taxes				
				85,020.00				
				Total Taxes for Rate Computation				
				5,045,951.91				
				Special District Taxes				
				Bank Stock Taxes				
				8,214.39				
				Added and Omitted Taxes				
				73,675.00				
				Total Taxes Levied				
				5,042,821.30				
				1968 TAXES COLLECTED				
				4,788,880.42				
				1968 Taxes Cancelled, Abated or Adjusted				
				64,705.19				
				Transfer To Tax Title Liens				
				3,450.48				
				Balance Outstanding Dec. 31, 1968				
				185,785.21				
				PRIOR YEARS TAXES OUTSTANDING				
				Balance January 1, 1968				
				242,746.60				
				Collected in 1968				
				180,856.17				
				Cancelled, Abated or Adjusted (1968)				
				12,000.00				
				Transfers to Tax Title Liens				
				4,195.91				
				Balance December 31, 1968				
				45,694.52				
				TAX TITLE LIENS OUTSTANDING				
				Balance January 1, 1968				
				7,581.28				
				Transfers From Taxes				
				8,160.58				
				Redeemed in 1968				
				1,652.42				
				Cancelled, Abated or Adjusted (1968)				
				Balance December 31, 1968				
				14,089.44				
				PROPERTY ACQUIRED BY DEED OR FORECLOSURE				
				Balance January 1, 1968				
				141,985.50				
				Transfers From Liens				
				70,150.00				
				Sale for Cash (1968)				
				Cancelled, Abated or Adjusted (1968)				
				Balance December 31, 1968				
				71,835.50				
				CURRENT FINANCES DECEMBER 31, 1968				
				ASSETS				
				Cash on Hand Dec. 31, 1968				
				907,162.95				
				Taxes Receivable				
				231,479.73				
				Tax Title Liens				
				14,089.44				
				Foreclosed Property				
				71,835.50				
				Emergencies & Other Deferred Charges				
				107,875.00				
				State Aid Receivable				
				74,416.39				
				Other Receivables				
				55,892.00				
				Total				
				1,462,751.01				
				LIABILITIES				
				Cash Liabilities				
				728,040.81				
				Reserves For Receivables				
				373,296.67				
				Surplus on Hand Dec. 31, 1968				
				361,413.53				
				Total				
				1,462,751.01				

1521		OCEAN GATE BORO				PER CAPITA:		PER CENT:	
Population 1960	706	Net Valuation Taxable	7,461,756	TAX RATE:		Gross Debt	460.81	Gross Debt	4.27
Population 1968	800	State Equalized Value	8,749,713	General Rate Per \$100.		Net Debt	82.62	Net Debt	.76
		Net Valuation on Which County Taxes are apportioned:	8,837,622	Effective Tax Rate		Debt Service	.21	Tax Levy Collected	94.54
Moody Rating		State Equalization Ratio	.8528	General Rate		Total Tax Levy	344.98	Tax Levy Cancelled, Abated or Adjusted	.33
Land Area	.50 Sq. Miles			Municipal Functions		Municipal Functions	187.81		
1968 EXPENDITURES		1968 REVENUES		1968 PROPERTY TAX					
GENERAL GOVERNMENT		1968 Property Taxes Collected		260,927.57		Local District School Taxes			
Governing Body & Public Boards		1968 Payments in Lieu of Taxes				Regional & Consolidated School Taxes			
Municipal Clerk		Delinquent Tax & Lien Collections		14,801.86		School Taxes in Municipal Budget			
Financial Administration	2,400.00	Business Personalty Replacement Taxes		1,480.00		County Taxes			
Assessment of Taxes	2,450.00	Taxes from Public Utilities		21,616.70		County Library Taxes			
Collection of Taxes	6,540.00	Other Miscellaneous Tax Revenues				Local Municipal Purpose Taxes			
Planning, Housing & Development		State Aid Revenues		5,396.00		Veteran & Senior Citizen Taxes			
Elections		Federal Aid Revenues				Total Taxes for Rate Computation			
General Administration (other)	15,610.00	Sale of Acquired Property				Special District Taxes			
JUDICIARY		Other Miscellaneous Revenues		17,221.69		Bank Stock Taxes			
Municipal Courts	1,790.00	Total 1968 Revenues		321,443.82		Added and Omitted Taxes			
PUBLIC SAFETY		Prior Years Surplus Appropriated		15,000.00		Total Taxes Levied			
Fire Protection	3,150.00	TOTAL REVENUES		336,443.82		1968 TAXES COLLECTED			
Police Protection	17,400.00	1968 REAL PROPERTY VALUATIONS - ASSESSED				1968 Taxes Cancelled, Abated or Adjusted			
Civil Defense & Disaster Control		Code Class %				Transfer To Tax Title Liens			
Environmental Inspection & Control	1,400.00	1 Vacant Land 8.51		630,625.00		Balance Outstanding Dec. 31, 1968			
Other Public Safety		2 Residential 88.46		6,557,260.00		PRIOR YEARS TAXES OUTSTANDING			
PUBLIC WORKS		3 Farm				Balance January 1, 1968			
Streets and Drainage	11,805.00	4a Commercial 3.03		224,940.00		Collected in 1968			
Sewers and Sewage Processing	11,775.00	4b Industrial				Cancelled, Abated or Adjusted (1968)			
Garbage and Trash Disposal	11,960.00	4c Apartments				Transfers to Tax Title Liens			
Public Buildings and Grounds		Total Valuation 100.00		7,412,825.00		Balance December 31, 1968			
Other Public Works		CAPITAL DEBT AUTHORIZED, DECEMBER 31, 1968				TAX TITLE LIENS OUTSTANDING			
HEALTH and WELFARE		ISSUED AND UNISSUED		GROSS DEBT		Balance January 1, 1968			
Health Services Except Environmental	100.00	School		338,652.88		Transfers From Taxes			
Welfare-Public Assistance		Self-liquidating		30,000.00		Redeemed in 1968			
Hospitals, Clinics, First Aid	135.00	Other		368,652.88		Cancelled, Abated or Adjusted (1968)			
Animal, Insect, & Rodent Control	1,395.00	Total		66,101.32		Balance December 31, 1968			
Other Welfare Services		ISSUED AND OUTSTANDING				PROPERTY ACQUIRED BY DEED OR FORECLOSURE			
RECREATION and CONSERVATION		School		88,652.88		Balance January 1, 1968			
Beaches and Boardwalks	14,215.00	Self-liquidating				Transfers From Liens			
Parks, Playgrounds, Shade Trees		Other		88,652.88		Sale for Cash (1968)			
Land Reclamation & Conservation		Total				Cancelled, Abated or Adjusted (1968)			
Other Recreational Services	2,535.00	EQUALIZED VALUATION BASIS		8,615,947.00		Balance December 31, 1968			
EDUCATION (excluding schools)		1968 CAPITAL OUTLAY		21,101.59		CURRENT FINANCES DECEMBER 31, 1968			
Libraries		Beaches and Boardwalks				ASSETS			
Other Educational Services	7,000.00	Parks and Playgrounds				Cash on Hand Dec. 31, 1968			
STATUTORY EXPENDITURES		Public Buildings and Grounds				Taxes Receivable			
Pensions & F. I. C. A.	7,000.00	Vehicular Equipment				Tax Title Liens			
Employee Fringe Benefits	1,200.00	Streets, Roads, Sidewalks, Storm Sewers				Foreclosed Property			
Other Statutory Expenditures		Sewer System				Emergencies & Other Deferred Charges			
TOTAL MUNICIPAL FUNCTIONS	119,860.00	Water System				State Aid Receivable			
CAPITAL IMPROVEMENTS	10,150.00	Other Utilities				Other Receivables			
DEBT SERVICE		Hospitals and Clinics				Total			
Principal Payments		Garbage and Trash Disposal Facilities				LIABILITIES			
Interest Payments	168.30	Health Equipment				Cash Liabilities			
Other Debt Administration	129.35	Library and Education Facilities				Reserves For Receivables			
DEFERRED CHARGES		Conservation and Recreation				Surplus on Hand Dec. 31, 1968			
SCHOOL, COUNTY, SPECIAL DISTRICT TAXES	201,587.92	Other Expenditures		21,101.59		Total			
RESERVE FOR UNCOLLECTED TAXES	19,941.00								
TOTAL EXPENDITURES	351,836.57								

1338		OCEANPORT BORO				PER CAPITA:		PER CENT:		
Population 1960	4,937	Net Valuation Taxable	32,573,676	TAX RATE:		Gross Debt	261.16	Gross Debt	5.13	
Population 1968	7,770	State Equalized Value	44,615,362	General Rate Per \$100.		Net Debt	28.98	Net Debt	.56	
		Net Valuation on Which County Taxes		Effective Tax Rate		Debt Service	2.18	Tax Levy Collected	96.91	
Moody Rating		are apportioned:	43,768,258	General Rate		Total Tax Levy	174.65	Tax Levy Cancelled, Abated		
Land Area	3.10 Sq. Miles	State Equalization Ratio	.7301	Municipal Functions		Municipal Functions	65.91	or Adjusted	.11	
1968 EXPENDITURES		1968 REVENUES				1968 PROPERTY TAX				
GENERAL GOVERNMENT		1,826.00		1968 Property Taxes Collected		1,315,227.84		Local District School Taxes		568,338.25
Governing Body & Public Boards				1968 Payments in Lieu of Taxes				Regional & Consolidated School Taxes		306,483.26
Municipal Clerk				Delinquent Tax & Lien Collections		39,738.69		School Taxes in Municipal Budget		
Financial Administration		4,100.00		Business Personalty Replacement Taxes		25,373.00		County Taxes		257,383.60
Assessment of Taxes		9,710.00		Taxes from Public Utilities		63,947.99		County Library Taxes		9,273.79
Collection of Taxes		18,100.16		Other Miscellaneous Tax Revenues		4,108.00		Local Municipal Purpose Taxes		194,274.36
Planning, Housing & Development		4,250.00		State Aid Revenues				Veteran & Senior Citizen Taxes		27,710.00
Elections				Federal Aid Revenues				Total Taxes for Rate Computation		1,363,463.26
General Administration (other)		66,224.84		Sale of Acquired Property		11,900.00		Special District Taxes		
JUDICIARY		3,775.00		Other Miscellaneous Revenues		43,008.87		Bank Stock Taxes		1,725.64
Municipal Courts				Total 1968 Revenues		1,503,304.39		Added and Omitted Taxes		19,552.80
PUBLIC SAFETY		13,525.00		Prior Years Surplus Appropriated		154,120.00		Total Taxes Levied		1,357,031.70
Fire Protection		95,098.00		TOTAL REVENUES		1,657,424.39		1968 TAXES COLLECTED		1,315,227.84
Police Protection		300.00						1968 Taxes Cancelled, Abated or Adjusted		1,558.11
Civil Defense & Disaster Control		2,130.00		1968 REAL PROPERTY VALUATIONS - ASSESSED				Transfer To Tax Title Liens		
Environmental Inspection & Control				Code Class %				Balance Outstanding Dec. 31, 1968		40,245.75
Other Public Safety				1 Vacant Land .67		688,975.00		PRIOR YEARS TAXES OUTSTANDING		
PUBLIC WORKS		57,820.00		2 Residential 81.21		84,120,975.00		Balance January 1, 1968		55,982.52
Streets and Drainage				3 Farm .29		303,700.00		Collected in 1968		39,508.50
Sewers and Sewage Processing		27,888.00		4a Commercial 11.11		11,509,340.00		Cancelled, Abated or Adjusted (1968)		97.49
Garbage and Trash Disposal		17,900.00		4b Industrial .40		411,450.00		Transfers to Tax Title Liens		446.34
Public Buildings and Grounds				4c Apartments 6.32		6,550,550.00		Balance December 31, 1968		15,930.19
Other Public Works				Total Valuation 100.00		103,584,990.00		TAX TITLE LIENS OUTSTANDING		
HEALTH and WELFARE		9,338.00		CAPITAL DEBT AUTHORIZED, DECEMBER 31, 1968				Balance January 1, 1968		5,160.12
Health Services Except Environmental		1,050.00		ISSUED AND UNISSUED		GROSS DEBT 1,818,121.61		NET DEBT 14,124.09		536.13
Welfare-Public Assistance				School				Transfers From Taxes		230.19
Hospitals, Clinics, First Aid				Self-liquidating		211,100.00		Cancelled, Abated or Adjusted (1968)		
Animal, Insect, & Rodent Control				Other		2,029,221.61		Balance December 31, 1968		5,466.06
Other Welfare Services				Total		225,224.09		PROPERTY ACQUIRED BY DEED OR FORECLOSURE		
RECREATION and CONSERVATION		19,805.00		ISSUED AND OUTSTANDING		1,818,121.61		Balance January 1, 1968		40,120.00
Beaches and Boardwalks				School				Transfers From Liens		11,900.00
Parks, Playgrounds, Shade Trees				Self-liquidating		195,000.00		Cancelled, Abated or Adjusted (1968)		
Land Reclamation & Conservation				Other		2,013,121.61		Balance December 31, 1968		28,220.00
Other Recreational Services				Total				CURRENT FINANCES DECEMBER 31, 1968		
EDUCATION (excluding schools)		5,000.00		EQUALIZED VALUATION BASIS		39,529,197.33		ASSETS		
Libraries				1968 CAPITAL OUTLAY		48,852.00		Cash on Hand Dec. 31, 1968		424,613.29
Other Educational Services				Beaches and Boardwalks		6,879.00		Taxes Receivable		56,175.94
STATUTORY EXPENDITURES		13,900.00		Parks and Playgrounds		2,038.00		Tax Title Liens		5,466.06
Pensions & F. I. C. A.				Public Buildings and Grounds		31,935.00		Foreclosed Property		28,220.00
Employee Fringe Benefits				Vehicular Equipment				Emergencies & Other Deferred Charges		31,839.00
Other Statutory Expenditures				Streets, Roads, Sidewalks, Storm Sewers				State Aid Receivable		23,685.51
TOTAL MUNICIPAL FUNCTIONS		371,740.00		Sewer System				Other Receivables		22,488.61
CAPITAL IMPROVEMENTS		400.00		Water System				Total		592,488.41
DEBT SERVICE		10,000.00		Other Utilities				LIABILITIES		
Principal Payments		6,970.00		Hospitals and Clinics				Cash Liabilities		231,737.49
Interest Payments				Garbage and Trash Disposal Facilities				Reserves For Receivables		112,350.61
Other Debt Administration				Health Equipment				Surplus on Hand Dec. 31, 1968		248,400.31
DEFERRED CHARGES		14,000.00		Library and Education Facilities				Total		592,488.41
SCHOOL, COUNTY, SPECIAL DISTRICT TAXES		1,141,478.90		Conservation and Recreation						
RESERVE FOR UNCOLLECTED TAXES		109,039.00		Other Expenditures		8,100.00				
TOTAL EXPENDITURES		1,653,627.90								

1916		OGDENSBURG BORO			PER CAPITA:		PER CENT:	
Population 1960	1,212	Net Valuation Taxable	10,578,250	TAX RATE:	Gross Debt	272.85	Gross Debt	2.82
Population 1968	2,210	State Equalized Value	12,707,892	General Rate Per \$100.	Net Debt		Net Debt	
		Net Valuation on Which County Taxes		Effective Tax Rate	Debt Service	3.39	Tax Levy Collected	76.82
Moody Rating		are apportioned:	13,681,376	General Rate	Total Tax Levy	242.20	Tax Levy Cancelled, Abated	
Land Area	2.10 Sq. Miles	State Equalization Ratio	.8324	Municipal Functions	Municipal Functions	51.57	or Adjusted	.10
1968 EXPENDITURES		1968 REVENUES		1968 PROPERTY TAX				
GENERAL GOVERNMENT								
Governing Body & Public Boards		1968 Property Taxes Collected		411,221.73		Local District School Taxes		
Municipal Clerk		1968 Payments in Lieu of Taxes				Regional & Consolidated School Taxes		
Financial Administration	5,000.00	Delinquent Tax & Lien Collections		22,426.05		School Taxes in Municipal Budget		
Assessment of Taxes	1,300.00	Business Personalty Replacement Taxes		48,008.00		County Taxes		2.22
Collection of Taxes	1,950.00	Taxes from Public Utilities		10,418.45		County Library Taxes		130.03
Planning, Housing & Development		Other Miscellaneous Tax Revenues				Local Municipal Purpose Taxes		214,672.45
Elections		State Aid Revenues		1,392.00		Veteran & Senior Citizen Taxes		10,280.00
General Administration (other)	25,440.00	Federal Aid Revenues				Total Taxes for Rate Computation		544,957.01
JUDICIARY		Sale of Acquired Property				Special District Taxes		
Municipal Courts	1,449.01	Other Miscellaneous Revenues		5,484.81		Bank Stock Taxes		257.87
PUBLIC SAFETY		Total 1968 Revenues		498,951.04		Added and Omitted Taxes		332.16
Fire Protection	11,000.00	Prior Years Surplus Appropriated				Total Taxes Levied		535,267.04
Police Protection	27,305.71	TOTAL REVENUES		498,951.04		1968 TAXES COLLECTED		411,221.73
Civil Defense & Disaster Control	1,614.95					1968 Taxes Cancelled, Abated or Adjusted		536.08
Environmental Inspection & Control	900.00					Transfer To Tax Title Liens		850.08
Other Public Safety		1968 REAL PROPERTY VALUATIONS - ASSESSED				Balance Outstanding Dec. 31, 1968		122,659.15
PUBLIC WORKS								
Streets and Drainage	37,806.39	Code Class %		200,350.00		PRIOR YEARS TAXES OUTSTANDING		
Sewers and Sewage Processing		1 Vacant Land 1.91		5,916,900.00		Balance January 1, 1968		811,701.52
Garbage and Trash Disposal	7,549.18	2 Residential 56.29				Collected in 1968		22,426.05
Public Buildings and Grounds	3,200.00	3 Farm		440,250.00		Cancelled, Abated or Adjusted (1968)		671,129.45
Other Public Works		4a Commercial 4.19		3,953,250.00		Transfers to Tax Title Liens		
HEALTH and WELFARE		4b Industrial 37.61		10,510,750.00		Balance December 31, 1968		118,146.02
Health Services Except Environmental	1,100.00	4c Apartments						
Welfare-Public Assistance	50.00	Total Valuation 100.00				TAX TITLE LIENS OUTSTANDING		
Hospitals, Clinics, First Aid		CAPITAL DEBT AUTHORIZED, DECEMBER 31, 1968				Balance January 1, 1968		1,675.99
Animal, Insect, & Rodent Control	425.00	ISSUED AND UNISSUED		GROSS DEBT		Transfers From Taxes		850.08
Other Welfare Services		School		575,000.00		Redeemed in 1968		
RECREATION and CONSERVATION		Self-liquidating		28,000.00		Cancelled, Abated or Adjusted (1968)		
Beaches and Boardwalks		Other		603,000.00		Balance December 31, 1968		2,526.07
Parks, Playgrounds, Shade Trees	6,450.00	Total				PROPERTY ACQUIRED BY DEED OR		
Land Reclamation & Conservation		ISSUED AND OUTSTANDING				FORECLOSURE		
Other Recreational Services		School		575,000.00		Balance January 1, 1968		100.00
EDUCATION (excluding schools)		Self-liquidating		18,000.00		Transfers From Liens		
Libraries		Other		593,000.00		Sale for Cash (1968)		
Other Educational Services		Total				Cancelled, Abated or Adjusted (1968)		
STATUTORY EXPENDITURES		EQUALIZED VALUATION BASIS		21,313,025.67		Balance December 31, 1968		100.00
Pensions & F. I. C. A.	5,462.13	1968 CAPITAL OUTLAY		3,331.09		CURRENT FINANCES DECEMBER 31, 1968		
Employee Fringe Benefits	4,200.00	Beaches and Boardwalks				ASSETS		
Other Statutory Expenditures		Parks and Playgrounds				Cash on Hand Dec. 31, 1968		103,240.56
TOTAL MUNICIPAL FUNCTIONS	142,242.37	Public Buildings and Grounds				Taxes Receivable		240,805.17
CAPITAL IMPROVEMENTS		Vehicular Equipment				Tax Title Liens		2,526.07
DEBT SERVICE		Streets, Roads, Sidewalks, Storm Sewers				Foreclosed Property		100.00
Principal Payments		Sewer System				Emergencies & Other Deferred Charges		86,222.92
Interest Payments	7,500.00	Water System		3,331.09		State Aid Receivable		24,625.31
Other Debt Administration		Other Utilities				Other Receivables		390.40
DEFERRED CHARGES	118,425.91	Hospitals and Clinics				Total		457,910.43
SCHOOL, COUNTY, SPECIAL DISTRICT TAXES	320,004.56	Garbage and Trash Disposal Facilities				LIABILITIES		
RESERVE FOR UNCOLLECTED TAXES	66,850.61	Health Equipment				Cash Liabilities		212,146.74
		Library and Education Facilities				Reserves For Receivables		243,821.64
		Conservation and Recreation				Surplus on Hand Dec. 31, 1968		1,942.05
TOTAL EXPENDITURES	654,983.44	Other Expenditures				Total		457,910.43

1706		OLDMANS TWP				PER CAPITA:		PER CENT:	
Population 1960	2,913	Net Valuation Taxable	2,326,256	TAX RATE:		Gross Debt	40.52	Gross Debt	.99
Population 1968	2,270	State Equalized Value	9,126,151	General Rate Per \$100.	12.14	Net Debt	24.66	Net Debt	.60
		Net Valuation on Which County Taxes are apportioned:	9,744,885	Effective Tax Rate		Debt Service	2.20	Tax Levy Collected	88.73
Moody Rating				General Rate	3.09	Total Tax Levy	120.60	Tax Levy Cancelled, Abated or Adjusted	
Land Area 19.40 Sq. Miles		State Equalization Ratio	.2549	Municipal Functions	1.21	Municipal Functions	48.93		
1968 EXPENDITURES		1968 REVENUES				1968 PROPERTY TAX			
GENERAL GOVERNMENT									
Governing Body & Public Boards	1,900.00	1968 Property Taxes Collected				242,917.40	Local District School Taxes		186,764.00
Municipal Clerk		1968 Payments in Lieu of Taxes					Regional & Consolidated School Taxes		
Financial Administration	3,800.00	Delinquent Tax & Lien Collections				35,620.19	School Taxes in Municipal Budget		
Assessment of Taxes	1,900.00	Business Personalty Replacement Taxes				19,503.00	County Taxes		70,675.11
Collection of Taxes	2,425.00	Taxes from Public Utilities				41,040.09	County Library Taxes		
Planning, Housing & Development	800.00	Other Miscellaneous Tax Revenues					Local Municipal Purpose Taxes		14,690.41
Elections		State Aid Revenues				1,759.00	Veteran & Senior Citizen Taxes		10,230.00
General Administration (other)	7,150.00	Federal Aid Revenues					Total Taxes for Rate Computation		282,359.52
JUDICIARY		Sale of Acquired Property					Special District Taxes		
Municipal Courts	2,950.00	Other Miscellaneous Revenues				12,928.47	Bank Stock Taxes		1,634.89
PUBLIC SAFETY		Total 1968 Revenues				353,768.15	Added and Omitted Taxes		
Fire Protection	5,750.00	Prior Years Surplus Appropriated					Total Taxes Levied		273,764.41
Police Protection	2,250.00	TOTAL REVENUES				353,768.15	1968 TAXES COLLECTED		242,917.40
Civil Defense & Disaster Control	50.00						1968 Taxes Cancelled, Abated or Adjusted		
Environmental Inspection & Control	450.00	1968 REAL PROPERTY VALUATIONS - ASSESSED					Transfer To Tax Title Liens		
Other Public Safety							Balance Outstanding Dec. 31, 1968		30,847.01
PUBLIC WORKS									
Streets and Drainage	22,800.00	Code	Class	%	238,917.00	PRIOR YEARS TAXES OUTSTANDING			
Sewers and Sewage Processing		1	Vacant Land	10.52		Balance January 1, 1968		38,005.08	
Garbage and Trash Disposal	5,750.00	2	Residential	49.90	1,132,865.00	Collected in 1968		35,620.19	
Public Buildings and Grounds	875.00	3	Farm	29.36	666,475.00	Cancelled, Abated or Adjusted (1968)			
Other Public Works		4a	Commercial	10.22	232,042.00	Transfers to Tax Title Liens			
HEALTH and WELFARE		4b	Industrial			Balance December 31, 1968		2,384.89	
Health Services Except Environmental	400.00	4c	Apartments						
Welfare-Public Assistance	1,150.00	Total Valuation 100.00.			2,270,299.00	TAX TITLE LIENS OUTSTANDING			
Hospitals, Clinics, First Aid	600.00	CAPITAL DEBT AUTHORIZED, DECEMBER 31, 1968				Balance January 1, 1968		1,802.28	
Animal, Insect, & Rodent Control	1,000.00	ISSUED AND UNISSUED			GROSS DEBT	NET DEBT	Transfers From Taxes		
Other Welfare Services		School			36,000.00		Redeemed in 1968		
RECREATION and CONSERVATION		Self-liquidating			40,000.00	40,000.00	Cancelled, Abated or Adjusted (1968)		
Beaches and Boardwalks	200.00	Other			16,000.00	16,000.00	Balance December 31, 1968	1,802.28	
Parks, Playgrounds, Shade Trees		Total			92,000.00	56,000.00	PROPERTY ACQUIRED BY DEED OR FORECLOSURE		
Land Reclamation & Conservation	250.00	ISSUED AND OUTSTANDING					Balance January 1, 1968	120.00	
Other Recreational Services		School			36,000.00		Transfers From Liens		
EDUCATION (excluding schools)		Self-liquidating			40,000.00		Sale for Cash (1968)		
Libraries		Other			16,000.00		Cancelled, Abated or Adjusted (1968)		
Other Educational Services		Total			92,000.00		Balance December 31, 1968	120.00	
STATUTORY EXPENDITURES		EQUALIZED VALUATION BASIS			9,280,685.33	CURRENT FINANCES DECEMBER 31, 1968			
Pensions & F. I. C. A.	1,100.00	1968 CAPITAL OUTLAY			90,438.51	ASSETS			
Employee Fringe Benefits	1,900.00	Beaches and Boardwalks				Cash on Hand Dec. 31, 1968		90,312.70	
Other Statutory Expenditures		Parks and Playgrounds				Taxes Receivable		33,231.90	
TOTAL MUNICIPAL FUNCTIONS	65,450.00	Public Buildings and Grounds			24,000.00	Tax Title Liens		1,802.28	
CAPITAL IMPROVEMENTS	2,000.00	Vehicular Equipment				Foreclosed Property		120.00	
DEBT SERVICE		Streets, Roads, Sidewalks, Storm Sewers			66,438.51	Emergencies & Other Deferred Charges			
Principal Payments	4,000.00	Sewer System				State Aid Receivable		1,613.23	
Interest Payments	1,000.00	Water System				Other Receivables		474.66	
Other Debt Administration		Other Utilities				Total		127,554.77	
DEFERRED CHARGES	726.29	Hospitals and Clinics				LIABILITIES			
SCHOOL, COUNTY, SPECIAL DISTRICT TAXES	257,439.11	Garbage and Trash Disposal Facilities				Cash Liabilities		24,823.52	
RESERVE FOR UNCOLLECTED TAXES	37,911.01	Health Equipment				Reserves For Receivables		35,628.84	
		Library and Education Facilities				Surplus on Hand Dec. 31, 1968		71,102.41	
		Conservation and Recreation				Total		127,554.77	
TOTAL EXPENDITURES	368,526.41	Other Expenditures							

0243		OLD TAPPAN BORO			PER CAPITA:		PER CENT:	
Population 1960	2,330	Net Valuation Taxable	27,485,668	TAX RATE:	Gross Debt	680.99	Gross Debt	7.24
Population 1968	3,310	State Equalized Value	34,508,057	General Rate Per \$100.	Net Debt	196.30	Net Debt	2.08
		Net Valuation on Which County Taxes		Effective Tax Rate	Debt Service	3.71	Tax Levy Collected	97.85
Moody Rating		are apportioned:	32,012,719	General Rate	Total Tax Levy	263.37	Tax Levy Cancelled, Abated	
Land Area	3.90 Sq. Miles	State Equalization Ratio	.7965	Municipal Functions	Municipal Functions	105.28	or Adjusted	
1968 EXPENDITURES		1968 REVENUES		1968 PROPERTY TAX				
GENERAL GOVERNMENT								
Governing Body & Public Boards		1968 Property Taxes Collected	853,066.09	Local District School Taxes		435,293.00		
Municipal Clerk		1968 Payments in Lieu of Taxes	2,357.78	Regional & Consolidated School Taxes		306,595.39		
Financial Administration	2,200.00	Delinquent Tax & Lien Collections	21,537.54	School Taxes in Municipal Budget				
Assessment of Taxes	5,700.00	Business Personalty Replacement Taxes	17,824.00	County Taxes		113,298.71		
Collection of Taxes	3,275.00	Taxes from Public Utilities	166,456.68	County Library Taxes				
Planning, Housing & Development	3,270.00	Other Miscellaneous Tax Revenues		Local Municipal Purpose Taxes				
Elections		State Aid Revenues	12,780.00	Veteran & Senior Citizen Taxes		20,610.00		
General Administration (other)	43,400.00	Federal Aid Revenues		Total Taxes for Rate Computation		875,797.10		
JUDICIARY		Sale of Acquired Property	1,000.00	Special District Taxes				
Municipal Courts	1,355.00	Other Miscellaneous Revenues	35,243.45	Bank Stock Taxes		139.30		
PUBLIC SAFETY		Total 1968 Revenues	1,110,265.54	Added and Omitted Taxes		16,440.04		
Fire Protection	47,250.00	Prior Years Surplus Appropriated	137,700.00	Total Taxes Levied		871,766.44		
Police Protection	70,270.00	TOTAL REVENUES	1,247,965.54	1968 TAXES COLLECTED		853,066.09		
Civil Defense & Disaster Control	1,430.00			1968 Taxes Cancelled, Abated or Adjusted				
Environmental Inspection & Control	4,325.00			Transfer To Tax Title Liens				
Other Public Safety				Balance Outstanding Dec. 31, 1968		19,835.36		
PUBLIC WORKS		1968 REAL PROPERTY VALUATIONS - ASSESSED						
Streets and Drainage	67,790.00	Code Class %		PRIOR YEARS TAXES OUTSTANDING				
Sewers and Sewage Processing		1 Vacant Land 13.54	3,705,100.00	Balance January 1, 1968		29,337.47		
Garbage and Trash Disposal		2 Residential 78.02	21,348,350.00	Collected in 1968		21,537.54		
Public Buildings and Grounds	9,591.66	3 Farm 1.12	305,200.00	Cancelled, Abated or Adjusted (1968)		5,145.85		
Other Public Works	7,200.00	4a Commercial 7.33	2,005,500.00	Transfers to Tax Title Liens				
HEALTH and WELFARE		4b Industrial		Balance December 31, 1968		2,654.08		
Health Services Except Environmental	7,010.00	4c Apartments						
Welfare-Public Assistance	180.00	Total Valuation 100.01	27,364,150.00	TAX TITLE LIENS OUTSTANDING				
Hospitals, Clinics, First Aid	300.00			Balance January 1, 1968		924.64		
Animal, Insect, & Rodent Control				Transfers From Taxes				
Other Welfare Services				Redeemed in 1968				
RECREATION and CONSERVATION				Cancelled, Abated or Adjusted (1968)				
Beaches and Boardwalks				Balance December 31, 1968		924.64		
Parks, Playgrounds, Shade Trees	16,035.00			PROPERTY ACQUIRED BY DEED OR FORECLOSURE				
Land Reclamation & Conservation				Balance January 1, 1968		203,200.00		
Other Recreational Services	250.00			Transfers From Liens				
EDUCATION (excluding schools)				Sale for Cash (1968)				
Libraries				Cancelled, Abated or Adjusted (1968)				
Other Educational Services				Balance December 31, 1968		203,200.00		
STATUTORY EXPENDITURES				CURRENT FINANCES DECEMBER 31, 1968				
Pensions & F. I. C. A.	8,408.34			ASSETS				
Employee Fringe Benefits	2,500.00			Cash on Hand Dec. 31, 1968		273,486.94		
Other Statutory Expenditures				Taxes Receivable		22,489.44		
TOTAL MUNICIPAL FUNCTIONS	301,740.00			Tax Title Liens		924.64		
CAPITAL IMPROVEMENTS	1,200.00			Foreclosed Property		203,200.00		
DEBT SERVICE				Emergencies & Other Deferred Charges		12,000.00		
Principal Payments				State Aid Receivable		15,208.00		
Interest Payments	12,305.68			Other Receivables		2,001.26		
Other Debt Administration				Total		529,310.28		
DEFERRED CHARGES	3,501.08			LIABILITIES				
SCHOOL, COUNTY, SPECIAL DISTRICT TAXES	855,187.10			Cash Liabilities		103,960.75		
RESERVE FOR UNCOLLECTED TAXES	29,762.92			Reserves For Receivables		228,615.34		
TOTAL EXPENDITURES	1,203,696.78			Surplus on Hand Dec. 31, 1968		196,734.19		
				Total		529,310.28		

0244		ORADELL BORO				PER CAPITA:		PER CENT:		
Population 1960	7,487	Net Valuation Taxable	81,642,529	TAX RATE:		Gross Debt	255.19	Gross Debt	2.34	
Population 1968	8,620	State Equalized Value	99,551,919	General Rate Per \$100.		Net Debt	41.45	Net Debt	.38	
		Net Valuation on Which County Taxes		Effective Tax Rate		Debt Service		Tax Levy Collected	98.72	
Moody Rating		are apportioned:	95,716,719	General Rate		Total Tax Levy	272.94	Tax Levy Cancelled, Abated		
Land Area	2.55 Sq. Miles	State Equalization Ratio	.8201	Municipal Functions		Municipal Functions	110.83	or Adjusted	.33	
1968 EXPENDITURES		1968 REVENUES				1968 PROPERTY TAX				
GENERAL GOVERNMENT		1968 Property Taxes Collected				2,322,753.67				
Governing Body & Public Boards		1968 Payments in Lieu of Taxes				92,995.65				
Municipal Clerk		Delinquent Tax & Lien Collections				29,819.49				
Financial Administration		6,300.00	Business Personalty Replacement Taxes				21,753.00			
Assessment of Taxes		9,800.00	Taxes from Public Utilities				252,012.69			
Collection of Taxes		21,600.00	Other Miscellaneous Tax Revenues				4,878.00			
Planning, Housing & Development		2,675.00	State Aid Revenues				115,333.65			
Elections		825.00	Federal Aid Revenues				36,240.73			
General Administration (other)		61,894.78	Sale of Acquired Property				2,875,786.88			
JUDICIARY			Other Miscellaneous Revenues				200,000.00			
Municipal Courts		5,550.00	Total 1968 Revenues				3,075,786.88			
PUBLIC SAFETY			Prior Years Surplus Appropriated							
Fire Protection		39,750.00	TOTAL REVENUES							
Police Protection		200,700.00								
Civil Defense & Disaster Control		3,800.00								
Environmental Inspection & Control		3,100.00								
Other Public Safety										
PUBLIC WORKS										
Streets and Drainage		143,364.35								
Sewers and Sewage Processing		77,986.43								
Garbage and Trash Disposal		53,425.00								
Public Buildings and Grounds		22,050.00								
Other Public Works										
HEALTH and WELFARE										
Health Services Except Environmental		21,140.00								
Welfare-Public Assistance		1,450.00								
Hospitals, Clinics, First Aid										
Animal, Insect, & Rodent Control										
Other Welfare Services										
RECREATION and CONSERVATION										
Beaches and Boardwalks										
Parks, Playgrounds, Shade Trees		13,273.00								
Land Reclamation & Conservation										
Other Recreational Services		31,480.00								
EDUCATION (excluding schools)										
Libraries		50,000.00								
Other Educational Services										
STATUTORY EXPENDITURES										
Pensions & F. I. C. A.		42,375.45								
Employee Fringe Benefits		22,065.22								
Other Statutory Expenditures										
TOTAL MUNICIPAL FUNCTIONS		834,604.23								
CAPITAL IMPROVEMENTS		38,430.68								
DEBT SERVICE										
Principal Payments										
Interest Payments										
Other Debt Administration										
DEFERRED CHARGES		10,509.27								
SCHOOL, COUNTY, SPECIAL DISTRICT TAXES		1,944,916.67								
RESERVE FOR UNCOLLECTED TAXES		71,857.88								
TOTAL EXPENDITURES		2,900,318.73								

0717		ORANGE CITY			PER CAPITA:		PER CENT:	
Population 1960	35,789	Net Valuation Taxable	130,893,100	TAX RATE:	Gross Debt	230.35	Gross Debt	5.81
Population 1968	35,030	State Equalized Value	140,458,310	General Rate Per \$100.	Net Debt	42.30	Net Debt	1.06
Moody Rating	A	Net Valuation on Which County Taxes are apportioned:	151,772,701	Effective Tax Rate	Debt Service	8.04	Tax Levy Collected	96.25
Land Area	2.20 Sq. Miles	State Equalization Ratio	.9319	General Rate	Total Tax Levy	226.87	Tax Levy Cancelled, Abated or Adjusted	.54
				Municipal Functions	Municipal Functions	148.21		
1968 EXPENDITURES		1968 REVENUES		1968 PROPERTY TAX				
GENERAL GOVERNMENT								
Governing Body & Public Boards	74,891.41	1968 Property Taxes Collected	7,650,122.85	Local District School Taxes			3,028,842.50	
Municipal Clerk	38,500.97	1968 Payments in Lieu of Taxes	13,090.39	Regional & Consolidated School Taxes				
Financial Administration	61,341.18	Delinquent Tax & Lien Collections	270,617.35	School Taxes in Municipal Budget			111,390.50	
Assessment of Taxes	40,625.00	Business Personalty Replacement Taxes	576,270.00	County Taxes			1,736,027.66	
Collection of Taxes	27,371.00	Taxes from Public Utilities	464,077.69	County Library Taxes				
Planning, Housing & Development	3,429.00	Other Miscellaneous Tax Revenues	77,040.72	Local Municipal Purpose Taxes			3,023,420.73	
Elections	5,786.87	State Aid Revenues		Veteran & Senior Citizen Taxes			78,280.00	
General Administration (other)	159,655.25	Federal Aid Revenues		Total Taxes for Rate Computation			7,977,961.39	
JUDICIARY		Sale of Acquired Property	2,019.80	Special District Taxes				
Municipal Courts	36,384.00	Other Miscellaneous Revenues	298,480.61	Bank Stock Taxes			14,759.31	
PUBLIC SAFETY		Total 1968 Revenues	9,351,719.41	Added and Omitted Taxes			33,147.40	
Fire Protection	881,004.74	Prior Years Surplus Appropriated	499,956.72	Total Taxes Levied			7,947,588.10	
Police Protection	841,581.51	TOTAL REVENUES	9,851,676.13	1968 TAXES COLLECTED			7,650,122.85	
Civil Defense & Disaster Control	1,000.00			1968 Taxes Cancelled, Abated or Adjusted			43,597.80	
Environmental Inspection & Control	58,374.23			Transfer To Tax Title Liens			38,270.10	
Other Public Safety				Balance Outstanding Dec. 31, 1968			220,435.06	
PUBLIC WORKS		1968 REAL PROPERTY VALUATIONS - ASSESSED						
Streets and Drainage	439,022.18	Code	Class	%				
Sewers and Sewage Processing	136,391.41	1	Vacant Land	1.31	1,691,600.00			
Garbage and Trash Disposal	189,990.00	2	Residential	48.30	62,466,300.00			
Public Buildings and Grounds	83,263.25	3	Farm					
Other Public Works	6,519.85	4a	Commercial	20.06	25,942,700.00			
HEALTH and WELFARE		4b	Industrial	6.25	8,088,400.00			
Health Services Except Environmental	157,326.36	4c	Apartments	24.08	31,146,300.00			
Welfare-Public Assistance	127,997.31	Total Valuation	100.00	129,335,300.00				
Hospitals, Clinics, First Aid	5,000.00	CAPITAL DEBT AUTHORIZED, DECEMBER 31, 1968						
Animal, Insect, & Rodent Control	11,564.00	ISSUED AND UNISSUED	GROSS DEBT	NET DEBT				
Other Welfare Services	17,200.00	School	5,091,500.00					
RECREATION and CONSERVATION		Self-liquidating	1,135,250.00	563,164.20				
Beaches and Boardwalks		Other	1,842,600.00	918,900.00				
Parks, Playgrounds, Shade Trees	69,229.95	Total	8,069,350.00	1,482,064.20				
Land Reclamation & Conservation		ISSUED AND OUTSTANDING						
Other Recreational Services	111,116.58	School		879,500.00				
EDUCATION (excluding schools)		Self-liquidating		1,135,250.00				
Libraries	171,512.86	Other		1,681,000.00				
Other Educational Services		Total		3,695,750.00				
STATUTORY EXPENDITURES		EQUALIZED VALUATION BASIS		138,756,124.00				
Pensions & F. I. C. A.	459,267.00	1968 CAPITAL OUTLAY	216,578.85					
Employee Fringe Benefits	123,481.20	Beaches and Boardwalks						
Other Statutory Expenditures		Parks and Playgrounds	114,765.06					
TOTAL MUNICIPAL FUNCTIONS	4,338,827.11	Public Buildings and Grounds	54,952.00					
CAPITAL IMPROVEMENTS	10,000.00	Vehicular Equipment						
DEBT SERVICE		Streets, Roads, Sidewalks, Storm Sewers						
Principal Payments	189,000.00	Sewer System						
Interest Payments	92,984.50	Water System	46,861.79					
Other Debt Administration		Other Utilities						
DEFERRED CHARGES	91,278.30	Hospitals and Clinics						
SCHOOL, COUNTY, SPECIAL DISTRICT TAXES	4,876,260.66	Garbage and Trash Disposal Facilities						
RESERVE FOR UNCOLLECTED TAXES	469,844.44	Health Equipment						
		Library and Education Facilities						
		Conservation and Recreation						
TOTAL EXPENDITURES	10,068,195.01	Other Expenditures						

2117				OXFORD TWP		PER CAPITA:	PER CENT:
Population 1960	1,657	Net Valuation Taxable	4,595,959	TAX RATE:		Gross Debt	Gross Debt
Population 1968	1,740	State Equalized Value	6,802,781	General Rate Per \$100.	5.59	Net Debt	Net Debt
		Net Valuation on Which County Taxes		Effective Tax Rate		Debt Service	Tax Levy Collected 81.74
Moody Rating		are apportioned:	7,134,208	General Rate	3.77	Total Tax Levy 141.34	Tax Levy Cancelled, Abated
Land Area 5.70 Sq. Miles		State Equalization Ratio	.6756	Municipal Functions	1.53	Municipal Functions 59.94	or Adjusted .16
1968 EXPENDITURES		1968 REVENUES		1968 PROPERTY TAX			
GENERAL GOVERNMENT							
Governing Body & Public Boards		1968 Property Taxes Collected		201,031.10		Local District School Taxes	
Municipal Clerk		1968 Payments in Lieu of Taxes				Regional & Consolidated School Taxes	
Financial Administration		Delinquent Tax & Lien Collections		40,833.02		School Taxes in Municipal Budget	
Assessment of Taxes		Business Personalty Replacement Taxes		27,978.00		County Taxes	
Collection of Taxes		Taxes from Public Utilities		15,974.14		County Library Taxes	
Planning, Housing & Development		Other Miscellaneous Tax Revenues				Local Municipal Purpose Taxes	
Elections		State Aid Revenues		3,617.75		Veteran & Senior Citizen Taxes	
General Administration (other)		Federal Aid Revenues				Total Taxes for Rate Computation	
JUDICIARY		Sale of Acquired Property				Special District Taxes	
Municipal Courts		Other Miscellaneous Revenues		13,137.45		Bank Stock Taxes	
PUBLIC SAFETY		Total 1968 Revenues		302,571.46		Added and Omitted Taxes	
Fire Protection		Prior Years Surplus Appropriated				Total Taxes Levied	
Police Protection		TOTAL REVENUES		302,571.46		1968 TAXES COLLECTED	
Civil Defense & Disaster Control						1968 Taxes Cancelled, Abated or Adjusted	
Environmental Inspection & Control						Transfer To Tax Title Liens	
Other Public Safety						Balance Outstanding Dec. 31, 1968	
PUBLIC WORKS		1968 REAL PROPERTY VALUATIONS - ASSESSED					
Streets and Drainage		Code Class %		177,590.00		PRIOR YEARS TAXES OUTSTANDING	
Sewers and Sewage Processing		1 Vacant Land 3.96				Balance January 1, 1968	
Garbage and Trash Disposal		2 Residential 61.61		2,763,140.00		Collected in 1968	
Public Buildings and Grounds		3 Farm 9.90		443,982.00		Cancelled, Abated or Adjusted (1968)	
Other Public Works		4a Commercial 7.86		352,550.00		Transfers to Tax Title Liens	
HEALTH and WELFARE		4b Industrial 16.21		726,870.00		Balance December 31, 1968	
Health Services Except Environmental		4c Apartments .46		20,850.00			
Welfare-Public Assistance		Total Valuation 100.00		4,484,982.00		TAX TITLE LIENS OUTSTANDING	
Hospitals, Clinics, First Aid		CAPITAL DEBT AUTHORIZED, DECEMBER 31, 1968				Balance January 1, 1968	
Animal, Insect, & Rodent Control		ISSUED AND UNISSUED		GROSS DEBT		Transfers From Taxes	
Other Welfare Services		School		NET DEBT		Redeemed in 1968	
RECREATION and CONSERVATION		Self-liquidating				Cancelled, Abated or Adjusted (1968)	
Beaches and Boardwalks		Other				Balance December 31, 1968	
Parks, Playgrounds, Shade Trees		Total				PROPERTY ACQUIRED BY DEED OR FORECLOSURE	
Land Reclamation & Conservation		ISSUED AND OUTSTANDING				Balance January 1, 1968	
Other Recreational Services		School				Transfers From Liens	
EDUCATION (excluding schools)		Self-liquidating				Sale for Cash (1968)	
Libraries		Other				Cancelled, Abated or Adjusted (1968)	
Other Educational Services		Total				Balance December 31, 1968	
STATUTORY EXPENDITURES		EQUALIZED VALUATION BASIS		6,399,271.00		CURRENT FINANCES DECEMBER 31, 1968	
Pensions & F. I. C. A.		1968 CAPITAL OUTLAY		7,800.00		ASSETS	
Employee Fringe Benefits		Beaches and Boardwalks				Cash on Hand Dec. 31, 1968	
Other Statutory Expenditures		Parks and Playgrounds				Taxes Receivable	
TOTAL MUNICIPAL FUNCTIONS		Public Buildings and Grounds				Tax Title Liens	
CAPITAL IMPROVEMENTS		Vehicular Equipment				Foreclosed Property	
DEBT SERVICE		Streets, Roads, Sidewalks, Storm Sewers				Emergencies & Other Deferred Charges	
Principal Payments		Sewer System				State Aid Receivable	
Interest Payments		Water System				Other Receivables	
Other Debt Administration		Other Utilities				Total	
DEFERRED CHARGES		Hospitals and Clinics				LIABILITIES	
SCHOOL, COUNTY, SPECIAL DISTRICT TAXES		Garbage and Trash Disposal Facilities				Cash Liabilities	
RESERVE FOR UNCOLLECTED TAXES		Health Equipment				Reserves For Receivables	
		Library and Education Facilities				Surplus on Hand Dec. 31, 1968	
TOTAL EXPENDITURES		Conservation and Recreation		7,800.00		Total	
		Other Expenditures					

2118		PAHAQUARRY TWP				PER CAPITA:		PER CENT:		
Population 1960	63	Net Valuation Taxable	1,854,860	TAX RATE:		Gross Debt	Gross Debt			
Population 1968	70	State Equalized Value	2,433,880	General Rate Per \$100.	1.07	Net Debt	Net Debt			
		Net Valuation on Which County Taxes are apportioned:	2,462,777	Effective Tax Rate		Debt Service	Tax Levy Collected 89.75			
Moody Rating				General Rate	.81	Total Tax Levy	270.85	Tax Levy Cancelled, Abated or Adjusted		
Land Area	20.30 Sq. Miles	State Equalization Ratio	.7621	Municipal Functions	1.51	Municipal Functions	527.77			
1968 EXPENDITURES		1968 REVENUES			1968 PROPERTY TAX					
GENERAL GOVERNMENT										
Governing Body & Public Boards		1968 Property Taxes Collected			17,017.77					
Municipal Clerk		1968 Payments in Lieu of Taxes			181.65					
Financial Administration		1,300.00	Delinquent Tax & Lien Collections			396.00				
Assessment of Taxes		800.00	Business Personalty Replacement Taxes			8,002.26				
Collection of Taxes		1,600.00	Taxes from Public Utilities			12,573.00				
Planning, Housing & Development		100.00	Other Miscellaneous Tax Revenues			699.39				
Elections			State Aid Revenues			38,870.07				
General Administration (other)		5,020.00	Federal Aid Revenues			15,135.00				
JUDICIARY			Sale of Acquired Property			54,005.07				
Municipal Courts			Other Miscellaneous Revenues							
PUBLIC SAFETY			Total 1968 Revenues			38,870.07				
Fire Protection		100.00	Prior Years Surplus Appropriated			15,135.00				
Police Protection		750.00	TOTAL REVENUES			54,005.07				
Civil Defense & Disaster Control										
Environmental Inspection & Control		125.00	1968 REAL PROPERTY VALUATIONS - ASSESSED							
Other Public Safety			Code Class %							
PUBLIC WORKS			1 Vacant Land 16.45			303,525.00				
Streets and Drainage		17,330.00	2 Residential 33.13			611,225.00				
Sewers and Sewage Processing			3 Farm 11.81			217,800.00				
Garbage and Trash Disposal			4a Commercial 38.61			712,400.00				
Public Buildings and Grounds			4b Industrial							
Other Public Works			4c Apartments							
HEALTH and WELFARE			Total Valuation 100.00			1,844,950.00				
Health Services Except Environmental		65.00	CAPITAL DEBT AUTHORIZED, DECEMBER 31, 1968							
Welfare-Public Assistance		50.00	ISSUED AND UNISSUED			GROSS DEBT		NET DEBT		
Hospitals, Clinics, First Aid			School							
Animal, Insect, & Rodent Control			Self-liquidating							
Other Welfare Services			Other							
RECREATION and CONSERVATION			Total							
Beaches and Boardwalks			ISSUED AND OUTSTANDING							
Parks, Playgrounds, Shade Trees			School							
Land Reclamation & Conservation			Self-liquidating							
Other Recreational Services			Other							
EDUCATION (excluding schools)			Total							
Libraries		7,500.00	EQUALIZED VALUATION BASIS			2,554,236.00				
Other Educational Services			1968 CAPITAL OUTLAY							
STATUTORY EXPENDITURES			Beaches and Boardwalks							
Pensions & F. I. C. A.		500.00	Parks and Playgrounds							
Employee Fringe Benefits			Public Buildings and Grounds							
Other Statutory Expenditures			Vehicular Equipment							
TOTAL MUNICIPAL FUNCTIONS		35,240.00	Streets, Roads, Sidewalks, Storm Sewers							
CAPITAL IMPROVEMENTS			Sewer System							
DEBT SERVICE			Water System							
Principal Payments			Other Utilities							
Interest Payments			Hospitals and Clinics							
Other Debt Administration			Garbage and Trash Disposal Facilities							
DEFERRED CHARGES			Health Equipment							
SCHOOL, COUNTY, SPECIAL DISTRICT TAXES		18,960.06	Library and Education Facilities							
RESERVE FOR UNCOLLECTED TAXES		1,704.00	Conservation and Recreation							
TOTAL EXPENDITURES		55,904.06	Other Expenditures							

0245		PALISADES PARK BORO			PER CAPITA:	PER CENT:
Population 1960	11,943	Net Valuation Taxable	72,322,937	TAX RATE:	Gross Debt 293.19	Gross Debt 4.29
Population 1968	13,830	State Equalized Value	99,018,259	General Rate Per \$100. 3.53	Net Debt 63.85	Net Debt .93
Moody Rating	A	Net Valuation on Which County Taxes are apportioned:	100,019,557	Effective Tax Rate	Debt Service 5.24	Tax Levy Collected 97.28
Land Area	1.30 Sq. Miles	State Equalization Ratio	.7304	General Rate 2.57	Total Tax Levy 182.06	Tax Levy Cancelled, Abated or Adjusted .76
				Municipal Functions 1.17	Municipal Functions 83.81	
1968 EXPENDITURES		1968 REVENUES		1968 PROPERTY TAX		
GENERAL GOVERNMENT		1968 Property Taxes Collected		Local District School Taxes		
Governing Body & Public Boards		1968 Payments in Lieu of Taxes		Regional & Consolidated School Taxes		
Municipal Clerk		Delinquent Tax & Lien Collections		School Taxes in Municipal Budget		
Financial Administration		Business Personalty Replacement Taxes		County Taxes		
Assessment of Taxes		Taxes from Public Utilities		County Library Taxes		
Collection of Taxes		Other Miscellaneous Tax Revenues		Local Municipal Purpose Taxes		
Planning, Housing & Development		State Aid Revenues		Veteran & Senior Citizen Taxes		
Elections		Federal Aid Revenues		Total Taxes for Rate Computation		
General Administration (other)		Sale of Acquired Property		Special District Taxes		
JUDICIARY		Other Miscellaneous Revenues		Bank Stock Taxes		
Municipal Courts		Total 1968 Revenues		Added and Omitted Taxes		
PUBLIC SAFETY		Prior Years Surplus Appropriated		Total Taxes Levied		
Fire Protection		TOTAL REVENUES		1968 TAXES COLLECTED		
Police Protection		1968 REAL PROPERTY VALUATIONS - ASSESSED		1968 Taxes Cancelled, Abated or Adjusted		
Civil Defense & Disaster Control		Code Class %		Transfer To Tax Title Liens		
Environmental Inspection & Control		1 Vacant Land 1.01		Balance Outstanding Dec. 31, 1968		
Other Public Safety		2 Residential 61.42		PRIOR YEARS TAXES OUTSTANDING		
PUBLIC WORKS		3 Farm		Balance January 1, 1968		
Streets and Drainage		4a Commercial 11.14		Collected in 1968		
Sewers and Sewage Processing		4b Industrial 11.16		Cancelled, Abated or Adjusted (1968)		
Garbage and Trash Disposal		4c Apartments 15.26		Transfers to Tax Title Liens		
Public Buildings and Grounds		Total Valuation .99.99		Balance December 31, 1968		
Other Public Works		CAPITAL DEBT AUTHORIZED, DECEMBER 31, 1968		TAX TITLE LIENS OUTSTANDING		
HEALTH and WELFARE		ISSUED AND UNISSUED		Balance January 1, 1968		
Health Services Except Environmental		GROSS DEBT		Transfers From Taxes		
Welfare-Public Assistance		NET DEBT		Redeemed in 1968		
Hospitals, Clinics, First Aid		School		Cancelled, Abated or Adjusted (1968)		
Animal, Insect, & Rodent Control		Self-liquidating		Balance December 31, 1968		
Other Welfare Services		Other		PROPERTY ACQUIRED BY DEED OR FORECLOSURE		
RECREATION and CONSERVATION		Total		Balance January 1, 1968		
Beaches and Boardwalks		ISSUED AND OUTSTANDING		Transfers From Liens		
Parks, Playgrounds, Shade Trees		School		Sale for Cash (1968)		
Land Reclamation & Conservation		Self-liquidating		Cancelled, Abated or Adjusted (1968)		
Other Recreational Services		Other		Balance December 31, 1968		
EDUCATION (excluding schools)		Total		CURRENT FINANCES DECEMBER 31, 1968		
Libraries		EQUALIZED VALUATION BASIS		ASSETS		
Other Educational Services		1968 CAPITAL OUTLAY		Cash on Hand Dec. 31, 1968		
STATUTORY EXPENDITURES		Beaches and Boardwalks		Taxes Receivable		
Pensions & F. I. C. A.		Parks and Playgrounds		Tax Title Liens		
Employee Fringe Benefits		Public Buildings and Grounds		Foreclosed Property		
Other Statutory Expenditures		Vehicular Equipment		Emergencies & Other Deferred Charges		
TOTAL MUNICIPAL FUNCTIONS		Streets, Roads, Sidewalks, Storm Sewers		State Aid Receivable		
CAPITAL IMPROVEMENTS		Sewer System		Other Receivables		
DEBT SERVICE		Water System		Total		
Principal Payments		Other Utilities		LIABILITIES		
Interest Payments		Hospitals and Clinics		Cash Liabilities		
Other Debt Administration		Garbage and Trash Disposal Facilities		Reserves For Receivables		
DEFERRED CHARGES		Health Equipment		Surplus on Hand Dec. 31, 1968		
SCHOOL, COUNTY, SPECIAL DISTRICT TAXES		Library and Education Facilities		Total		
RESERVE FOR UNCOLLECTED TAXES		Conservation and Recreation				
TOTAL EXPENDITURES		Other Expenditures				

0327		PALMYRA BORO				PER CAPITA:		PER CENT:			
Population 1960	7,036	Net Valuation Taxable	26,202,940	TAX RATE:		Gross Debt	125.29	Gross Debt	3.47		
Population 1968	7,730	State Equalized Value	28,876,945	General Rate Per \$100.	4.02	Net Debt	22.54	Net Debt	.62		
		Net Valuation on Which County Taxes		Effective Tax Rate		Debt Service	2.69	Tax Levy Collected	94.44		
Moody Rating		are apportioned:	28,412,712	General Rate	3.64	Total Tax Levy	130.81	Tax Levy Cancelled, Abated			
Land Area	1.92 Sq. Miles	State Equalization Ratio	.9074	Municipal Functions	1.71	Municipal Functions	64.21	or Adjusted	.07		
1968 EXPENDITURES		1968 REVENUES			1968 PROPERTY TAX						
GENERAL GOVERNMENT		1968 Property Taxes Collected			955,023.68		Local District School Taxes			660,603.75	
Governing Body & Public Boards		1968 Payments in Lieu of Taxes			9,555.68		Regional & Consolidated School Taxes				
Municipal Clerk		Delinquent Tax & Lien Collections			44,371.92		School Taxes in Municipal Budget				
Financial Administration		4,400.00	Business Personally Replacement Taxes			35,105.00		County Taxes			150,435.92
Assessment of Taxes		6,300.00	Taxes from Public Utilities			73,247.78		County Library Taxes			7,633.62
Collection of Taxes		2,980.00	Other Miscellaneous Tax Revenues					Local Municipal Purpose Taxes			185,239.38
Planning, Housing & Development		675.00	State Aid Revenues			4,069.00		Veteran & Senior Citizen Taxes			48,750.00
Elections			Federal Aid Revenues					Total Taxes for Rate Computation			1,052,662.67
General Administration (other)		51,200.00	Sale of Acquired Property					Special District Taxes			
JUDICIARY			Other Miscellaneous Revenues			65,566.10		Bank Stock Taxes			2,277.45
Municipal Courts		3,200.00	Total 1968 Revenues			1,186,939.16		Added and Omitted Taxes			4,982.79
PUBLIC SAFETY			Prior Years Surplus Appropriated			47,000.00		Total Taxes Levied			1,011,172.91
Fire Protection		10,700.00	TOTAL REVENUES			1,233,939.16		1968 TAXES COLLECTED			955,023.68
Police Protection		105,776.00						1968 Taxes Cancelled, Abated or Adjusted			724.71
Civil Defense & Disaster Control		800.00						Transfer To Tax Title Liens			8,431.88
Environmental Inspection & Control		2,770.00						Balance Outstanding Dec. 31, 1968			46,453.26
Other Public Safety											
PUBLIC WORKS			1968 REAL PROPERTY VALUATIONS - ASSESSED								
Streets and Drainage		71,500.00	Code	Class	%	586,140.00		PRIOR YEARS TAXES OUTSTANDING			
Sewers and Sewage Processing		39,100.00	1	Vacant Land	2.26	20,612,900.00		Balance January 1, 1968			50,721.43
Garbage and Trash Disposal		36,300.00	2	Residential	79.58			Collected in 1968			41,587.96
Public Buildings and Grounds		15,300.00	3	Farm		3,444,600.00		Cancelled, Abated or Adjusted (1968)			
Other Public Works			4a	Commercial	13.30	833,100.00		Transfers to Tax Title Liens			1,362.71
HEALTH and WELFARE			4b	Industrial	3.22	426,600.00		Balance December 31, 1968			7,770.76
Health Services Except Environmental		3,550.00	4c	Apartments	1.65	25,903,340.00					
Welfare-Public Assistance		2,650.00	Total Valuation			100.01					
Hospitals, Clinics, First Aid			CAPITAL DEBT AUTHORIZED, DECEMBER 31, 1968								
Animal, Insect, & Rodent Control			ISSUED AND UNISSUED		GROSS DEBT	NET DEBT		TAX TITLE LIENS OUTSTANDING			
Other Welfare Services			School		792,000.00			Balance January 1, 1968			17,124.18
RECREATION and CONSERVATION			Self-liquidating		176,500.00	174,284.05		Transfers From Taxes			10,140.83
Beaches and Boardwalks			Other		968,500.00	174,284.05		Redeemed in 1968			2,783.96
Parks, Playgrounds, Shade Trees		14,725.00	Total					Cancelled, Abated or Adjusted (1968)			3,519.72
Land Reclamation & Conservation			ISSUED AND OUTSTANDING			792,000.00		Balance December 31, 1968			20,961.33
Other Recreational Services		3,600.00	School					PROPERTY ACQUIRED BY DEED OR FORECLOSURE			
EDUCATION (excluding schools)			Self-liquidating			173,220.00		Balance January 1, 1968			8,800.00
Libraries		1,000.00	Other			965,220.00		Transfers From Liens			12,600.00
Other Educational Services			Total					Sale for Cash (1968)			3,650.00
STATUTORY EXPENDITURES			EQUALIZED VALUATION BASIS			27,873,873.67		Cancelled, Abated or Adjusted (1968)			1,800.00
Pensions & F. I. C. A.		24,050.00	1968 CAPITAL OUTLAY			26,720.00		Balance December 31, 1968			15,950.00
Employee Fringe Benefits			Beaches and Boardwalks					CURRENT FINANCES DECEMBER 31, 1968			
Other Statutory Expenditures			Parks and Playgrounds					ASSETS			
TOTAL MUNICIPAL FUNCTIONS		400,576.00	Public Buildings and Grounds			26,720.00		Cash on Hand Dec. 31, 1968			406,839.83
CAPITAL IMPROVEMENTS		10,000.00	Vehicular Equipment					Taxes Receivable			54,224.02
DEBT SERVICE			Streets, Roads, Sidewalks, Storm Sewers					Tax Title Liens			20,961.33
Principal Payments		16,000.00	Sewer System					Foreclosed Property			15,950.00
Interest Payments		4,846.50	Water System					Emergencies & Other Deferred Charges			6,000.00
Other Debt Administration			Other Utilities					State Aid Receivable			
DEFERRED CHARGES		2,399.39	Hospitals and Clinics					Other Receivables			17,704.19
SCHOOL, COUNTY, SPECIAL DISTRICT TAXES		818,673.29	Garbage and Trash Disposal Facilities					Total			521,679.37
RESERVE FOR UNCOLLECTED TAXES		62,546.17	Health Equipment					LIABILITIES			
TOTAL EXPENDITURES		1,315,041.35	Library and Education Facilities					Cash Liabilities			341,822.79
			Conservation and Recreation					Reserves For Receivables			108,839.54
			Other Expenditures					Surplus on Hand Dec. 31, 1968			71,017.04
								Total			521,679.37

0246		PARAMUS BORO				PER CAPITA:		PER CENT:	
Population 1960	23,238	Net Valuation Taxable	312,847,871	TAX RATE:		Gross Debt	805.61	Gross Debt	1.64
Population 1968	27,440	State Equalized Value	371,862,440	General Rate Per \$100.		Net Debt	258.69	Net Debt	.52
		Net Valuation on Which County Taxes		Effective Tax Rate		Debt Service		Tax Levy Collected	98.69
Moody Rating	BAA	are apportioned:	381,057,459	General Rate		Total Tax Levy	317.40	Tax Levy Cancelled, Abated	
Land Area	10.20 Sq. Miles	State Equalization Ratio	.8413	Municipal Functions		Municipal Functions	127.17	or Adjusted	.14
1968 EXPENDITURES		1968 REVENUES				1968 PROPERTY TAX			
GENERAL GOVERNMENT									
Governing Body & Public Boards	12,750.00	1968 Property Taxes Collected				Local District School Taxes			
Municipal Clerk	32,290.00	1968 Payments in Lieu of Taxes				Regional & Consolidated School Taxes			
Financial Administration	9,500.00	Delinquent Tax & Lien Collections				School Taxes in Municipal Budget			
Assessment of Taxes	42,520.00	Business Personality Replacement Taxes				County Taxes			
Collection of Taxes	50,740.00	Taxes from Public Utilities				County Library Taxes			
Planning, Housing & Development	37,818.00	Other Miscellaneous Tax Revenues				Local Municipal Purpose Taxes			
Elections		State Aid Revenues				Veteran & Senior Citizen Taxes			
General Administration (other)	124,710.00	Federal Aid Revenues				Total Taxes for Rate Computation			
JUDICIARY		Sale of Acquired Property				Special District Taxes			
Municipal Courts	25,509.00	Other Miscellaneous Revenues				Bank Stock Taxes			
PUBLIC SAFETY		Total 1968 Revenues				Added and Omitted Taxes			
Fire Protection	144,334.00	Prior Years Surplus Appropriated				Total Taxes Levied			
Police Protection	957,787.36	TOTAL REVENUES				1968 TAXES COLLECTED			
Civil Defense & Disaster Control	17,550.00					1968 Taxes Cancelled, Abated or Adjusted			
Environmental Inspection & Control	48,815.00					Transfer To Tax Title Liens			
Other Public Safety	2,260.00					Balance Outstanding Dec. 31, 1968			
PUBLIC WORKS		1968 REAL PROPERTY VALUATIONS - ASSESSED							
Streets and Drainage	442,281.00	Code Class %							
Sewers and Sewage Processing		1 Vacant Land 3.09				9,583,230.00			
Garbage and Trash Disposal	251,796.00	2 Residential 50.58				156,937,900.00			
Public Buildings and Grounds	38,105.00	3 Farm .20				603,000.00			
Other Public Works	181,687.00	4a Commercial 40.41				125,362,200.00			
HEALTH and WELFARE		4b Industrial 5.73				17,762,600.00			
Health Services Except Environmental	67,630.00	4c Apartments							
Welfare-Public Assistance	9,560.00	Total Valuation 100.01				310,248,930.00			
Hospitals, Clinics, First Aid	5,000.00								
Animal, Insect, & Rodent Control									
Other Welfare Services									
RECREATION and CONSERVATION		CAPITAL DEBT AUTHORIZED, DECEMBER 31, 1968							
Beaches and Boardwalks		ISSUED AND UNISSUED				GROSS DEBT			
Parks, Playgrounds, Shade Trees	84,140.71	School				10,072,000.00			
Land Reclamation & Conservation		Self-liquidating				5,955,000.00			
Other Recreational Services	97,239.00	Other				6,079,000.00			
EDUCATION (excluding schools)		Total				22,106,000.00			
Libraries	156,610.00								
Other Educational Services	12,090.00								
STATUTORY EXPENDITURES		ISSUED AND OUTSTANDING				NET DEBT			
Pensions & F. I. C. A.	117,841.96	School				10,072,000.00			
Employee Fringe Benefits	76,683.00	Self-liquidating				5,838,000.00			
Other Statutory Expenditures		Other				5,935,000.00			
TOTAL MUNICIPAL FUNCTIONS	3,447,247.02	Total				21,845,000.00			
CAPITAL IMPROVEMENTS		EQUALIZED VALUATION BASIS				1,343,365,404.33			
DEBT SERVICE		1968 CAPITAL OUTLAY				1,486,181.80			
Principal Payments		Beaches and Boardwalks				605,846.65			
Interest Payments		Parks and Playgrounds				714,725.31			
Other Debt Administration		Public Buildings and Grounds				150,000.00			
DEFERRED CHARGES	53,181.91	Vehicular Equipment				10,494.60			
SCHOOL, COUNTY, SPECIAL DISTRICT TAXES	7,445,000.67	Streets, Roads, Sidewalks, Storm Sewers							
RESERVE FOR UNCOLLECTED TAXES	389,386.69	Sewer System							
TOTAL EXPENDITURES	10,934,816.29	Water System							
		Other Utilities							
		Hospitals and Clinics							
		Garbage and Trash Disposal Facilities							
		Health Equipment							
		Library and Education Facilities							
		Conservation and Recreation							
		Other Expenditures				5,115.24			

0247		PARK RIDGE BORO			PER CAPITA:		PER CENT:	
Population 1960	6,389	Net Valuation Taxable	48,427,722	TAX RATE:	Gross Debt	562.75	Gross Debt	8.18
Population 1968	8,500	State Equalized Value	63,846,700	General Rate Per \$100.	Net Debt	268.22	Net Debt	3.89
		Net Valuation on Which County Taxes		Effective Tax Rate	Debt Service	5.09	Tax Levy Collected	97.06
Moody Rating		are apportioned:	60,138,458	General Rate	Total Tax Levy	222.77	Tax Levy Cancelled, Abated	
Land Area	2.58 Sq. Miles	State Equalization Ratio	.7585	Municipal Functions	Municipal Functions	85.94	or Adjusted	.03
1968 EXPENDITURES		1968 REVENUES			1968 PROPERTY TAX			
GENERAL GOVERNMENT								
Governing Body & Public Boards	1,250.00	1968 Property Taxes Collected			1,837,922.73			
Municipal Clerk		1968 Payments in Lieu of Taxes			61,686.75			
Financial Administration	2,500.00	Delinquent Tax & Lien Collections			57,087.00			
Assessment of Taxes	5,840.00	Business Personalty Replacement Taxes			133,683.44			
Collection of Taxes	17,512.00	Taxes from Public Utilities			4,503.00			
Planning, Housing & Development	11,440.00	Other Miscellaneous Tax Revenues			54,105.22			
Elections		State Aid Revenues			2,148,988.14			
General Administration (other)	60,314.00	Federal Aid Revenues			115,000.00			
JUDICIARY		Sale of Acquired Property			2,263,988.14			
Municipal Courts	4,125.00	Other Miscellaneous Revenues						
PUBLIC SAFETY		Total 1968 Revenues						
Fire Protection	20,125.00	Prior Years Surplus Appropriated						
Police Protection	180,104.00	TOTAL REVENUES						
Civil Defense & Disaster Control	4,050.00							
Environmental Inspection & Control	5,780.00							
Other Public Safety								
PUBLIC WORKS		1968 REAL PROPERTY VALUATIONS - ASSESSED						
Streets and Drainage	119,680.00							
Sewers and Sewage Processing	1,350.00							
Garbage and Trash Disposal								
Public Buildings and Grounds	30,221.00							
Other Public Works								
HEALTH and WELFARE								
Health Services Except Environmental	17,533.00							
Welfare-Public Assistance	4,125.00							
Hospitals, Clinics, First Aid	500.00							
Animal, Insect, & Rodent Control								
Other Welfare Services								
RECREATION and CONSERVATION								
Beaches and Boardwalks								
Parks, Playgrounds, Shade Trees	16,075.00							
Land Reclamation & Conservation								
Other Recreational Services	9,945.00							
EDUCATION (excluding schools)								
Libraries	15,585.00							
Other Educational Services								
STATUTORY EXPENDITURES								
Pensions & F. I. C. A.	32,522.57							
Employee Fringe Benefits	9,830.00							
Other Statutory Expenditures								
TOTAL MUNICIPAL FUNCTIONS	570,406.57							
CAPITAL IMPROVEMENTS	13,500.00							
DEBT SERVICE								
Principal Payments	35,000.00							
Interest Payments	8,290.50							
Other Debt Administration								
DEFERRED CHARGES								
SCHOOL, COUNTY, SPECIAL DISTRICT TAXES	1,577,876.73							
RESERVE FOR UNCOLLECTED TAXES	103,376.00							
TOTAL EXPENDITURES	2,308,449.80							

1429		PARSIPPANY-TROY HILLS				PER CAPITA:		PER CENT:	
Population 1960	25,557	Net Valuation Taxable	125,392,580	TAX RATE:		Gross Debt	448.36	Gross Debt	7.67
Population 1968	51,650	State Equalized Value	351,043,057	General Rate Per \$100.	7.57	Net Debt	175.48	Net Debt	3.00
		Net Valuation on Which County Taxes are apportioned:	317,445,870	Effective Tax Rate		Debt Service	.47	Tax Levy Collected	97.28
Moody Rating	BA	State Equalization Ratio	.3572	General Rate	2.70	Total Tax Levy	190.85	Tax Levy Cancelled, Abated or Adjusted	.52
Land Area	25.31 Sq. Miles			Municipal Functions	.85	Municipal Functions	58.20		
1968 EXPENDITURES		1968 REVENUES			1968 PROPERTY TAX				
GENERAL GOVERNMENT									
Governing Body & Public Boards		1968 Property Taxes Collected			9,590,203.81	Local District School Taxes		6,667,020.50	
Municipal Clerk		1968 Payments in Lieu of Taxes				Regional & Consolidated School Taxes			
Financial Administration	135,951.11	Delinquent Tax & Lien Collections			130,208.65	School Taxes in Municipal Budget			
Assessment of Taxes	30,000.00	Business Personalty Replacement Taxes			200,597.00	County Taxes		1,232,855.75	
Collection of Taxes		Taxes from Public Utilities			334,089.40	County Library Taxes		94,844.24	
Planning, Housing & Development	79,145.79	Other Miscellaneous Tax Revenues				Local Municipal Purpose Taxes		1,324,455.02	
Elections	10,050.00	State Aid Revenues			128,549.10	Veteran & Senior Citizen Taxes		161,680.00	
General Administration (other)	405,334.90	Federal Aid Revenues				Total Taxes for Rate Computation		9,480,855.51	
JUDICIARY		Sale of Acquired Property				Special District Taxes		201,355.61	
Municipal Courts	30,217.69	Other Miscellaneous Revenues			223,405.08	Bank Stock Taxes		4,332.17	
PUBLIC SAFETY		Total 1968 Revenues			10,607,053.04	Added and Omitted Taxes		332,549.39	
Fire Protection	17,850.00	Prior Years Surplus Appropriated			700,000.00	Total Taxes Levied		9,857,412.68	
Police Protection	601,012.14	TOTAL REVENUES			11,307,053.04	1968 TAXES COLLECTED		9,590,203.81	
Civil Defense & Disaster Control	20,150.00	1968 REAL PROPERTY VALUATIONS - ASSESSED				1968 Taxes Cancelled, Abated or Adjusted		52,081.43	
Environmental Inspection & Control	79,468.68					Transfer To Tax Title Liens			
Other Public Safety						Balance Outstanding Dec. 31, 1968		232,447.59	
PUBLIC WORKS						PRIOR YEARS TAXES OUTSTANDING			
Streets and Drainage	639,058.28					Balance January 1, 1968		179,720.59	
Sewers and Sewage Processing						Collected in 1968		118,746.67	
Garbage and Trash Disposal						Cancelled, Abated or Adjusted (1968)		9,054.29	
Public Buildings and Grounds	29,641.00					Transfers to Tax Title Liens			
Other Public Works						Balance December 31, 1968		51,919.63	
HEALTH and WELFARE						TAX TITLE LIENS OUTSTANDING			
Health Services Except Environmental	61,942.31					Balance January 1, 1968		30,215.94	
Welfare-Public Assistance	45,500.00					Transfers From Taxes			
Hospitals, Clinics, First Aid	1,300.00					Redeemed in 1968		2,407.69	
Animal, Insect, & Rodent Control	12,064.39					Cancelled, Abated or Adjusted (1968)		27,808.25	
Other Welfare Services						PROPERTY ACQUIRED BY DEED OR FORECLOSURE			
RECREATION and CONSERVATION						Balance January 1, 1968		39,773.37	
Beaches and Boardwalks						Transfers From Liens			
Parks, Playgrounds, Shade Trees	68,670.00					Sale for Cash (1968)			
Land Reclamation & Conservation						Cancelled, Abated or Adjusted (1968)		39,773.37	
Other Recreational Services	97,391.03					Balance December 31, 1968			
EDUCATION (excluding schools)						CURRENT FINANCES DECEMBER 31, 1968			
Libraries	54,800.00					ASSETS			
Other Educational Services						Cash on Hand Dec. 31, 1968		1,153,250.64	
STATUTORY EXPENDITURES						Taxes Receivable		284,367.22	
Pensions & F. I. C. A.	123,878.12					Tax Title Liens		27,808.25	
Employee Fringe Benefits						Foreclosed Property		39,773.37	
Other Statutory Expenditures						Emergencies & Other Deferred Charges		26,912.11	
TOTAL MUNICIPAL FUNCTIONS	2,543,425.44					State Aid Receivable		117,034.94	
CAPITAL IMPROVEMENTS	24,000.00					Other Receivables		769.72	
DEBT SERVICE						Total		1,649,916.25	
Principal Payments	15,000.00					LIABILITIES			
Interest Payments	9,457.00					Cash Liabilities		602,480.01	
Other Debt Administration						Reserves For Receivables		352,718.56	
DEFERRED CHARGES	30,583.14					Surplus on Hand Dec. 31, 1968		694,717.68	
SCHOOL, COUNTY, SPECIAL DISTRICT TAXES	8,196,076.10					Total		1,649,916.25	
RESERVE FOR UNCOLLECTED TAXES	383,951.83								
TOTAL EXPENDITURES	11,202,493.48								

1607		PASSAIC CITY			PER CAPITA:	PER CENT:
Population 1960	53,963	Net Valuation Taxable	219,539,850	TAX RATE:	Gross Debt	Gross Debt
Population 1968	57,800	State Equalized Value	264,952,751	General Rate Per \$100.	Net Debt	Net Debt
		Net Valuation on Which County Taxes are apportioned:	278,562,695	Effective Tax Rate	Debt Service	Tax Levy Collected
Moody Rating	BAA	State Equalization Ratio	.8286	General Rate	Total Tax Levy	Tax Levy Cancelled, Abated
Land Area	3.20 Sq. Miles			Municipal Functions	Municipal Functions	or Adjusted
1968 EXPENDITURES		1968 REVENUES		1968 PROPERTY TAX		
GENERAL GOVERNMENT						
Governing Body & Public Boards	30,100.00	1968 Property Taxes Collected		Local District School Taxes		4,802,647.72
Municipal Clerk	52,560.57	1968 Payments in Lieu of Taxes		Regional & Consolidated School Taxes		313,867.00
Financial Administration	71,233.64	Delinquent Tax & Lien Collections		School Taxes in Municipal Budget		1,737,337.28
Assessment of Taxes	59,389.81	Business Personalty Replacement Taxes		County Taxes		2,941,169.78
Collection of Taxes	37,360.53	Taxes from Public Utilities		County Library Taxes		140,467.00
Planning, Housing & Development	30,753.65	Other Miscellaneous Tax Revenues		Local Municipal Purpose Taxes		9,935,488.78
Elections	6,715.00	State Aid Revenues		Veteran & Senior Citizen Taxes		
General Administration (other)	361,622.38	Federal Aid Revenues		Total Taxes for Rate Computation		
JUDICIARY		Sale of Acquired Property		Special District Taxes		
Municipal Courts	53,797.98	Other Miscellaneous Revenues		Bank Stock Taxes		61,053.51
PUBLIC SAFETY		Total 1968 Revenues		Added and Omitted Taxes		14,728.67
Fire Protection	1,043,546.76	Prior Years Surplus Appropriated		Total Taxes Levied		9,870,803.96
Police Protection	1,335,750.87	TOTAL REVENUES		1968 TAXES COLLECTED		9,379,901.38
Civil Defense & Disaster Control	15,696.03	1968 REAL PROPERTY VALUATIONS - ASSESSED		1968 Taxes Cancelled, Abated or Adjusted		112,667.15
Environmental Inspection & Control	101,293.57			Transfer To Tax Title Liens		46,284.04
Other Public Safety	24,093.35			Balance Outstanding Dec. 31, 1968		344,707.37
PUBLIC WORKS		Code	Class			
Streets and Drainage	565,663.44	1	Vacant Land	2,243,600.00		
Sewers and Sewage Processing	177,012.63	2	Residential	78,001,300.00		
Garbage and Trash Disposal	246,058.05	3	Farm	61,219,450.00		
Public Buildings and Grounds	162,479.85	4a	Commercial	38,451,250.00		
Other Public Works		4b	Industrial	29,960,750.00		
HEALTH and WELFARE		4c	Apartments	209,876,350.00		
Health Services Except Environmental	226,854.41	Total Valuation		100.00		
Welfare-Public Assistance	126,309.64	CAPITAL DEBT AUTHORIZED, DECEMBER 31, 1968				
Hospitals, Clinics, First Aid	82,500.00	ISSUED AND UNISSUED				
Animal, Insect, & Rodent Control	13,927.44	GROSS DEBT		NET DEBT		
Other Welfare Services	4,500.00	School		4,701,000.00		
RECREATION and CONSERVATION		Self-liquidating		6,520,000.00		
Beaches and Boardwalks		Other		4,434,000.00		
Parks, Playgrounds, Shade Trees	311,241.23	Total		15,655,000.00		
Land Reclamation & Conservation		ISSUED AND OUTSTANDING				
Other Recreational Services	2,200.00	School		4,701,000.00		
EDUCATION (excluding schools)		Self-liquidating		6,520,000.00		
Libraries	193,203.00	Other		2,154,000.00		
Other Educational Services		Total		13,375,000.00		
STATUTORY EXPENDITURES		EQUALIZED VALUATION BASIS		246,129,725.00		
Pensions & F. I. C. A.	698,367.45	1968 CAPITAL OUTLAY		85,584.01		
Employee Fringe Benefits		Beaches and Boardwalks		17,460.00		
Other Statutory Expenditures		Parks and Playgrounds		16,842.54		
TOTAL MUNICIPAL FUNCTIONS		Public Buildings and Grounds		50,793.60		
CAPITAL IMPROVEMENTS	50,000.00	Vehicular Equipment				
DEBT SERVICE		Streets, Roads, Sidewalks, Storm Sewers				
Principal Payments	511,000.00	Sewer System				
Interest Payments	223,367.00	Water System				
Other Debt Administration		Other Utilities				
DEFERRED CHARGES		Hospitals and Clinics				
SCHOOL, COUNTY, SPECIAL DISTRICT TAXES	27,503.52	Garbage and Trash Disposal Facilities				
RESERVE FOR UNCOLLECTED TAXES	6,853,852.00	Health Equipment				
	700,049.66	Library and Education Facilities				
		Conservation and Recreation				
TOTAL EXPENDITURES	14,400,003.46	Other Expenditures		487.87		
				CURRENT FINANCES DECEMBER 31, 1968		
				ASSETS		
				Cash on Hand Dec. 31, 1968		1,353,345.53
				Taxes Receivable		1,037,963.23
				Tax Title Liens		89,083.07
				Foreclosed Property		11,050.00
				Emergencies & Other Deferred Charges		20,093.22
				State Aid Receivable		
				Other Receivables		168,043.53
				Total		2,679,578.58
				LIABILITIES		
				Cash Liabilities		320,033.51
				Reserves For Receivables		1,306,139.83
				Surplus on Hand Dec. 31, 1968		1,053,405.24
				Total		2,679,578.58

1608
Population 1960 **143,663**
Population 1968 **149,570**

Moody Rating **BAA**
Land Area **8.30** Sq. Miles

Net Valuation Taxable **484,643,228**
State Equalized Value **570,638,441**
Net Valuation on Which County Taxes
are apportioned: **603,916,056**
State Equalization Ratio **.8493**

PATERSON CITY

TAX RATE:
General Rate Per \$100. **5.45**
Effective Tax Rate
General Rate **4.62**
Municipal Functions **3.33**

PER CAPITA:
Gross Debt **247.95**
Net Debt **67.25**
Debt Service **13.11**
Total Tax Levy **174.69**
Municipal Functions **127.18**

PER CENT:
Gross Debt **6.74**
Net Debt **1.83**
Tax Levy Collected **93.29**
Tax Levy Cancelled, Abated
or Adjusted **.70**

1968 EXPENDITURES		1968 REVENUES		1968 PROPERTY TAX		
GENERAL GOVERNMENT						
Governing Body & Public Boards	46,445.00	1968 Property Taxes Collected	24,377,015.75	Local District School Taxes	10,626,137.86	
Municipal Clerk		1968 Payments in Lieu of Taxes	210,980.60	Regional & Consolidated School Taxes		
Financial Administration	12,000.00	Delinquent Tax & Lien Collections	1,191,275.67	School Taxes in Municipal Budget	453,508.87	
Assessment of Taxes	128,050.00	Business Personalty Replacement Taxes	2,021,586.00	County Taxes	3,772,997.22	
Collection of Taxes	134,650.00	Taxes from Public Utilities	1,969,637.15	County Library Taxes		
Planning, Housing & Development	65,265.00	Other Miscellaneous Tax Revenues		Local Municipal Purpose Taxes	11,116,748.70	
Elections	16,680.00	State Aid Revenues	711,352.90	Veteran & Senior Citizen Taxes	433,641.00	
General Administration (other)	874,247.24	Federal Aid Revenues	40,000.00	Total Taxes for Rate Computation	26,403,033.65	
JUDICIARY		Sale of Acquired Property		Special District Taxes		
Municipal Courts	116,500.00	Other Miscellaneous Revenues	892,240.90	Bank Stock Taxes	90,125.72	
PUBLIC SAFETY		Total 1968 Revenues	31,414,088.97	Added and Omitted Taxes	69,683.18	
Fire Protection	2,989,935.00	Prior Years Surplus Appropriated	180,000.00	Total Taxes Levied	26,129,201.55	
Police Protection	3,721,126.82	TOTAL REVENUES	31,594,088.97	1968 TAXES COLLECTED	24,377,015.75	
Civil Defense & Disaster Control	17,250.00			1968 Taxes Cancelled, Abated or Adjusted	185,261.74	
Environmental Inspection & Control	167,060.00			Transfer To Tax Title Liens	118,218.70	
Other Public Safety	53,149.18			Balance Outstanding Dec. 31, 1968	1,373,541.98	
PUBLIC WORKS		1968 REAL PROPERTY VALUATIONS - ASSESSED		PRIOR YEARS TAXES OUTSTANDING		
Streets and Drainage	896,748.33	Code	Class	%	Balance January 1, 1968	4,927,235.48
Sewers and Sewage Processing	676,272.64	1	Vacant Land	1.51	Collected in 1968	1,122,628.23
Garbage and Trash Disposal	667,800.00	2	Residential	54.18	Cancelled, Abated or Adjusted (1968)	552,900.43
Public Buildings and Grounds	236,705.00	3	Farm		Transfers to Tax Title Liens	46,517.06
Other Public Works	102,327.95	4a	Commercial	24.04	Balance December 31, 1968	3,205,189.76
HEALTH and WELFARE		4b	Industrial	11.20		
Health Services Except Environmental	698,352.70	4c	Apartments	9.07		
Welfare-Public Assistance	666,020.00	Total Valuation	100.00			
Hospitals, Clinics, First Aid	190,000.00	CAPITAL DEBT AUTHORIZED, DECEMBER 31, 1968		TAX TITLE LIENS OUTSTANDING		
Animal, Insect, & Rodent Control		ISSUED AND UNISSUED	GROSS DEBT	NET DEBT	Balance January 1, 1968	200,250.96
Other Welfare Services		School	11,518,000.00	640,448.20	Transfers From Taxes	164,735.76
RECREATION and CONSERVATION		Self-liquidating	16,151,000.00	9,418,284.76	Redeemed in 1968	68,647.44
Beaches and Boardwalks		Other	9,418,284.76	10,058,732.96	Cancelled, Abated or Adjusted (1968)	296.85
Parks, Playgrounds, Shade Trees	320,829.22	Total	37,087,284.76		Balance December 31, 1968	296,042.43
Land Reclamation & Conservation		ISSUED AND OUTSTANDING			PROPERTY ACQUIRED BY DEED OR FORECLOSURE	
Other Recreational Services	209,170.00	School		11,518,000.00	Balance January 1, 1968	179,300.00
EDUCATION (excluding schools)		Self-liquidating		16,151,000.00	Transfers From Liens	
Libraries	379,479.33	Other		8,231,000.00	Sale for Cash (1968)	
Other Educational Services	30,400.00	Total		35,900,000.00	Cancelled, Abated or Adjusted (1968)	
STATUTORY EXPENDITURES		EQUALIZED VALUATION BASIS	549,551,928.00		Balance December 31, 1968	179,300.00
Pensions & F. I. C. A.	1,458,364.34	1968 CAPITAL OUTLAY	673,432.62	CURRENT FINANCES DECEMBER 31, 1968		
Employee Fringe Benefits	26,100.00	Beaches and Boardwalks		ASSETS		
Other Statutory Expenditures		Parks and Playgrounds	72,231.07	Cash on Hand Dec. 31, 1968	599,611.08	
TOTAL MUNICIPAL FUNCTIONS	14,900,927.75	Public Buildings and Grounds		Taxes Receivable	4,578,731.74	
CAPITAL IMPROVEMENTS	35,050.00	Vehicular Equipment	100.83	Tax Title Liens	296,042.43	
DEBT SERVICE		Streets, Roads, Sidewalks, Storm Sewers	220,815.05	Foreclosed Property	179,300.00	
Principal Payments	1,286,000.00	Sewer System	40.00	Emergencies & Other Deferred Charges	1,607,173.26	
Interest Payments	675,848.97	Water System		State Aid Receivable	291,287.08	
Other Debt Administration		Other Utilities		Other Receivables	1,719,912.46	
DEFERRED CHARGES	334,591.29	Hospitals and Clinics		Total	9,272,058.05	
SCHOOL, COUNTY, SPECIAL DISTRICT TAXES	14,852,643.95	Garbage and Trash Disposal Facilities		LIABILITIES		
RESERVE FOR UNCOLLECTED TAXES	1,791,056.50	Health Equipment		Cash Liabilities	2,447,735.31	
TOTAL EXPENDITURES	33,876,118.46	Library and Education Facilities	302,621.26	Reserves For Receivables	6,773,986.63	
		Conservation and Recreation		Surplus on Hand Dec. 31, 1968	50,336.11	
		Other Expenditures	77,624.41	Total	9,272,058.05	

0814
Population 1960 8,121
Population 1968 8,900

Moody Rating
Land Area 2.00 Sq. Miles

Net Valuation Taxable 8,504,215
State Equalized Value 23,544,338
Net Valuation on Which County Taxes
are apportioned: 29,247,972
State Equalization Ratio .3612

PAULSBORO BORO

TAX RATE:
General Rate Per \$100. 11.14
Effective Tax Rate
General Rate 4.02
Municipal Functions 2.87

PER CAPITA:

Gross Debt 106.10
Net Debt 1.26
Debt Service 1.84
Total Tax Levy 101.79
Municipal Functions 75.94

PER CENT:

Gross Debt 3.74
Net Debt .04
Tax Levy Collected 90.80
Tax Levy Cancelled, Abated
or Adjusted .05

1968 EXPENDITURES		1968 REVENUES		1968 PROPERTY TAX	
GENERAL GOVERNMENT					
Governing Body & Public Boards	7,700.00	1968 Property Taxes Collected	822,624.89	Local District School Taxes	408,725.73
Municipal Clerk	5,750.00	1968 Payments in Lieu of Taxes		Regional & Consolidated School Taxes	
Financial Administration	5,377.96	Delinquent Tax & Lien Collections	62,231.80	School Taxes in Municipal Budget	
Assessment of Taxes	5,762.04	Business Personalty Replacement Taxes	72,358.00	County Taxes	161,599.19
Collection of Taxes	8,700.00	Taxes from Public Utilities	50,317.10	County Library Taxes	
Planning, Housing & Development	2,100.00	Other Miscellaneous Tax Revenues		Local Municipal Purpose Taxes	328,426.21
Elections	1,700.00	State Aid Revenues	76,554.00	Veteran & Senior Citizen Taxes	48,510.00
General Administration (other)	23,070.53	Federal Aid Revenues		Total Taxes for Rate Computation	947,261.13
JUDICIARY		Sale of Acquired Property		Special District Taxes	
Municipal Courts	5,306.13	Other Miscellaneous Revenues	37,508.14	Bank Stock Taxes	2,458.09
PUBLIC SAFETY		Total 1968 Revenues	1,121,593.93	Added and Omitted Taxes	4,744.89
Fire Protection	20,100.00	Prior Years Surplus Appropriated	60,000.00	Total Taxes Levied	905,954.11
Police Protection	125,964.69	TOTAL REVENUES	1,181,593.93	1968 TAXES COLLECTED	822,624.89
Civil Defense & Disaster Control				1968 Taxes Cancelled, Abated or Adjusted	526.15
Environmental Inspection & Control	3,660.00			Transfer To Tax Title Liens	2,710.02
Other Public Safety				Balance Outstanding Dec. 31, 1968	80,093.05
PUBLIC WORKS		1968 REAL PROPERTY VALUATIONS - ASSESSED			
Streets and Drainage	243,150.00	Code	Class	%	
Sewers and Sewage Processing		1	Vacant Land	1.27	
Garbage and Trash Disposal	38,300.00	2	Residential	57.64	
Public Buildings and Grounds	18,446.95	3	Farm		
Other Public Works		4a	Commercial	33.19	
HEALTH and WELFARE		4b	Industrial	5.02	
Health Services Except Environmental	5,215.75	4c	Apartments	2.88	
Welfare-Public Assistance	13,000.00	Total Valuation	100.00	8,210,175	
Hospitals, Clinics, First Aid		CAPITAL DEBT AUTHORIZED, DECEMBER 31, 1968			
Animal, Insect, & Rodent Control	1,700.00	ISSUED AND UNISSUED	GROSS DEBT	NET DEBT	
Other Welfare Services		School	710,000.00		
RECREATION and CONSERVATION		Self-liquidating	223,000.00		
Beaches and Boardwalks		Other	11,300.00	11,300.00	
Parks, Playgrounds, Shade Trees	5,000.00	Total	944,300.00	11,300.00	
Land Reclamation & Conservation		ISSUED AND OUTSTANDING			
Other Recreational Services	4,000.00	School	708,000.00		
EDUCATION (excluding schools)		Self-liquidating	58,000.00		
Libraries	4,400.00	Other	10,000.00		
Other Educational Services		Total	776,000.00		
STATUTORY EXPENDITURES		EQUALIZED VALUATION BASIS		25,194,618.00	
Pensions & F. I. C. A.	24,600.00	1968 CAPITAL OUTLAY	36,448.00		
Employee Fringe Benefits	7,500.00	Beaches and Boardwalks			
Other Statutory Expenditures		Parks and Playgrounds			
TOTAL MUNICIPAL FUNCTIONS	580,504.05	Public Buildings and Grounds			
CAPITAL IMPROVEMENTS	8,000.00	Vehicular Equipment	3,948.00		
DEBT SERVICE		Streets, Roads, Sidewalks, Storm Sewers			
Principal Payments	15,200.00	Sewer System	6,300.00		
Interest Payments	1,217.50	Water System	26,200.00		
Other Debt Administration		Other Utilities			
DEFERRED CHARGES	1,600.00	Hospitals and Clinics			
SCHOOL, COUNTY, SPECIAL DISTRICT TAXES	570,324.92	Garbage and Trash Disposal Facilities			
RESERVE FOR UNCOLLECTED TAXES	69,408.80	Health Equipment			
		Library and Education Facilities			
		Conservation and Recreation			
TOTAL EXPENDITURES	1,246,255.27	Other Expenditures			

1815		PEAPACK GLADSTONE BOR		PER CAPITA:		PER CENT:	
Population 1960	1,804	Net Valuation Taxable	7,528,180	Gross Debt	337.00	Gross Debt	3.62
Population 1968	2,000	State Equalized Value	20,591,301	Net Debt	160.00	Net Debt	1.71
		Net Valuation on Which County Taxes are apportioned:	20,096,697	Debt Service		Tax Levy Collected	98.73
Moody Rating	A-1	State Equalization Ratio	.3656	General Rate	2.35	Total Tax Levy	240.59
Land Area	5.90 Sq. Miles		Municipal Functions	1.14	Municipal Functions	117.93	Tax Levy Cancelled, Abated or Adjusted
1968 EXPENDITURES		1968 REVENUES		1968 PROPERTY TAX			
GENERAL GOVERNMENT							
Governing Body & Public Boards		1968 Property Taxes Collected		475,090.82		Local District School Taxes	
Municipal Clerk		1968 Payments in Lieu of Taxes				Regional & Consolidated School Taxes	
Financial Administration		Delinquent Tax & Lien Collections				School Taxes in Municipal Budget	
Assessment of Taxes		Business Personalty Replacement Taxes		13,631.00		County Taxes	
Collection of Taxes		Taxes from Public Utilities		25,740.45		County Library Taxes	
Planning, Housing & Development		Other Miscellaneous Tax Revenues				Local Municipal Purpose Taxes	
Elections		State Aid Revenues		3,244.00		Veteran & Senior Citizen Taxes	
General Administration (other)		Federal Aid Revenues				Total Taxes for Rate Computation	
		Sale of Acquired Property				Special District Taxes	
JUDICIARY		Other Miscellaneous Revenues		15,337.80		Bank Stock Taxes	
Municipal Courts		Total 1968 Revenues		533,044.07		Added and Omitted Taxes	
PUBLIC SAFETY		Prior Years Surplus Appropriated		80,700.00		Total Taxes Levied	
Fire Protection		TOTAL REVENUES		613,744.07		1968 TAXES COLLECTED	
Police Protection						1968 Taxes Cancelled, Abated or Adjusted	
Civil Defense & Disaster Control						Transfer To Tax Title Liens	
Environmental Inspection & Control						Balance Outstanding Dec. 31, 1968	
Other Public Safety							
PUBLIC WORKS		1968 REAL PROPERTY VALUATIONS - ASSESSED					
Streets and Drainage		Code Class %		398,950.00		PRIOR YEARS TAXES OUTSTANDING	
Sewers and Sewage Processing		1 Vacant Land 5.37		4,558,350.00		Balance January 1, 1968	
Garbage and Trash Disposal		2 Residential 61.32		581,200.00		Collected in 1968	
Public Buildings and Grounds		3 Farm 7.82		1,484,950.00		Cancelled, Abated or Adjusted (1968)	
Other Public Works		4a Commercial 19.97		410,850.00		Transfers to Tax Title Liens	
HEALTH and WELFARE		4b Industrial 5.53		7,434,300.00		Balance December 31, 1968	
Health Services Except Environmental		4c Apartments				TAX TITLE LIENS OUTSTANDING	
Welfare-Public Assistance		Total Valuation 100.01				Balance January 1, 1968	
Hospitals, Clinics, First Aid		CAPITAL DEBT AUTHORIZED, DECEMBER 31, 1968				Transfers From Taxes	
Animal, Insect, & Rodent Control		ISSUED AND UNISSUED		GROSS DEBT		Redeemed in 1968	
Other Welfare Services		School		39,000.00		Cancelled, Abated or Adjusted (1968)	
RECREATION and CONSERVATION		Self-liquidating		635,000.00		Balance December 31, 1968	
Beaches and Boardwalks		Other		320,000.00		PROPERTY ACQUIRED BY DEED OR FORECLOSURE	
Parks, Playgrounds, Shade Trees		Total		674,000.00		Balance January 1, 1968	
Land Reclamation & Conservation		ISSUED AND OUTSTANDING				Transfers From Liens	
Other Recreational Services		School		39,000.00		Sale for Cash (1968)	
EDUCATION (excluding schools)		Self-liquidating		635,000.00		Cancelled, Abated or Adjusted (1968)	
Libraries		Other		674,000.00		Balance December 31, 1968	
Other Educational Services		Total				CURRENT FINANCES DECEMBER 31, 1968	
STATUTORY EXPENDITURES		EQUALIZED VALUATION BASIS		18,605,686.00		ASSETS	
Pensions & F. I. C. A.		1968 CAPITAL OUTLAY		5,907.99		Cash on Hand Dec. 31, 1968	
Employee Fringe Benefits		Beaches and Boardwalks				Taxes Receivable	
Other Statutory Expenditures		Parks and Playgrounds		1,452.43		Tax Title Liens	
TOTAL MUNICIPAL FUNCTIONS		Public Buildings and Grounds		996.17		Foreclosed Property	
CAPITAL IMPROVEMENTS		Vehicular Equipment				Emergencies & Other Deferred Charges	
DEBT SERVICE		Streets, Roads, Sidewalks, Storm Sewers		1,209.39		State Aid Receivable	
Principal Payments		Sewer System				Other Receivables	
Interest Payments		Water System				Total	
Other Debt Administration		Other Utilities				LIABILITIES	
DEFERRED CHARGES		Hospitals and Clinics				Cash Liabilities	
SCHOOL, COUNTY, SPECIAL DISTRICT TAXES		Garbage and Trash Disposal Facilities				Reserves For Receivables	
RESERVE FOR UNCOLLECTED TAXES		Health Equipment				Surplus on Hand Dec. 31, 1968	
TOTAL EXPENDITURES		Library and Education Facilities		2,250.00		Total	
		Conservation and Recreation					
		Other Expenditures					

0328		PEMBERTON BORO				PER CAPITA:		PER CENT:	
Population 1960	1,250	Net Valuation Taxable	4,850,923	TAX RATE:		Gross Debt	152.42	Gross Debt	6.48
Population 1968	1,750	State Equalized Value	4,613,774	General Rate Per \$100.		Net Debt	13.63	Net Debt	.58
		Net Valuation on Which County Taxes are apportioned:	4,915,928	Effective Tax Rate		Debt Service		Tax Levy Collected	84.03
Moody Rating		State Equalization Ratio	1.0514	General Rate		Total Tax Levy	80.04	Tax Levy Cancelled, Abated or Adjusted	
Land Area	.71 Sq. Miles			Municipal Functions		Municipal Functions	57.42		
1968 EXPENDITURES		1968 REVENUES		1968 PROPERTY TAX					
GENERAL GOVERNMENT									
Governing Body & Public Boards		1968 Property Taxes Collected		117,716.76		Local District School Taxes			
Municipal Clerk		1968 Payments in Lieu of Taxes		25,891.44		Regional & Consolidated School Taxes			
Financial Administration	1,400.00	Delinquent Tax & Lien Collections		6,292.00		School Taxes in Municipal Budget			
Assessment of Taxes	1,600.00	Business Personalty Replacement Taxes		9,972.48		County Taxes			
Collection of Taxes	1,980.00	Taxes from Public Utilities		1,141.00		County Library Taxes			
Planning, Housing & Development	200.00	Other Miscellaneous Tax Revenues		7,881.89		Local Municipal Purpose Taxes			
Elections	15,150.00	State Aid Revenues		168,895.57		Veteran & Senior Citizen Taxes			
General Administration (other)	1,850.00	Federal Aid Revenues		15,000.00		Total Taxes for Rate Computation			
JUDICIARY		Sale of Acquired Property		183,895.57		Special District Taxes			
Municipal Courts	3,750.00	Other Miscellaneous Revenues		183,895.57		Bank Stock Taxes			
PUBLIC SAFETY		Total 1968 Revenues		15,000.00		Added and Omitted Taxes			
Fire Protection	16,000.00	Prior Years Surplus Appropriated		183,895.57		Total Taxes Levied			
Police Protection	200.00	TOTAL REVENUES				1968 TAXES COLLECTED			
Civil Defense & Disaster Control	200.00					1968 Taxes Cancelled, Abated or Adjusted			
Environmental Inspection & Control						Transfer To Tax Title Liens			
Other Public Safety						Balance Outstanding Dec. 31, 1968			
PUBLIC WORKS		1968 REAL PROPERTY VALUATIONS - ASSESSED							
Streets and Drainage	10,250.00	Code	Class	%					
Sewers and Sewage Processing		1	Vacant Land	2.84	124,250.00				
Garbage and Trash Disposal	9,000.00	2	Residential	69.18	3,030,950.00	PRIOR YEARS TAXES OUTSTANDING			
Public Buildings and Grounds	1,800.00	3	Farm	.21	9,000.00	Balance January 1, 1968			
Other Public Works		4a	Commercial	16.63	728,400.00	Collected in 1968			
HEALTH and WELFARE		4b	Industrial		488,400.00	Cancelled, Abated or Adjusted (1968)			
Health Services Except Environmental	1,100.00	4c	Apartments	11.15	4,381,000.00	Transfers to Tax Title Liens			
Welfare-Public Assistance	560.00	Total Valuation		100.01		Balance December 31, 1968			
Hospitals, Clinics, First Aid		CAPITAL DEBT AUTHORIZED, DECEMBER 31, 1968							
Animal, Insect, & Rodent Control		ISSUED AND UNISSUED		GROSS DEBT	NET DEBT	TAX TITLE LIENS OUTSTANDING			
Other Welfare Services		School		110,000.00	23,868.20	Balance January 1, 1968			
RECREATION and CONSERVATION		Self-liquidating		156,750.00	23,868.20	Transfers From Taxes			
Beaches and Boardwalks	2,500.00	Other		266,750.00	23,868.20	Redeemed in 1968			
Parks, Playgrounds, Shade Trees		Total				Cancelled, Abated or Adjusted (1968)			
Land Reclamation & Conservation	50.00	ISSUED AND OUTSTANDING				Balance December 31, 1968			
Other Recreational Services	2,000.00	School		110,000.00	120,000.00	PROPERTY ACQUIRED BY DEED OR FORECLOSURE			
EDUCATION (excluding schools)		Self-liquidating		120,000.00	230,000.00	Balance January 1, 1968			
Libraries		Other		230,000.00		Transfers From Liens			
Other Educational Services		Total				Sale for Cash (1968)			
STATUTORY EXPENDITURES		EQUALIZED VALUATION BASIS		4,112,660.67		Cancelled, Abated or Adjusted (1968)			
Pensions & F. I. C. A.	1,200.00	1968 CAPITAL OUTLAY		15,545.50		Balance December 31, 1968			
Employee Fringe Benefits		Beaches and Boardwalks				CURRENT FINANCES DECEMBER 31, 1968			
Other Statutory Expenditures		Parks and Playgrounds				ASSETS			
TOTAL MUNICIPAL FUNCTIONS	70,790.00	Public Buildings and Grounds				Cash on Hand Dec. 31, 1968			
CAPITAL IMPROVEMENTS	500.00	Vehicular Equipment				Taxes Receivable			
DEBT SERVICE		Streets, Roads, Sidewalks, Storm Sewers				Tax Title Liens			
Principal Payments		Sewer System				Foreclosed Property			
Interest Payments		Water System				Emergencies & Other Deferred Charges			
Other Debt Administration		Other Utilities				State Aid Receivable			
DEFERRED CHARGES	1,692.35	Hospitals and Clinics				Other Receivables			
SCHOOL, COUNTY, SPECIAL DISTRICT TAXES	106,086.70	Garbage and Trash Disposal Facilities				Total			
RESERVE FOR UNCOLLECTED TAXES	27,517.65	Health Equipment				LIABILITIES			
		Library and Education Facilities				Cash Liabilities			
		Conservation and Recreation				Reserves For Receivables			
		Other Expenditures				Surplus on Hand Dec. 31, 1968			
TOTAL EXPENDITURES	266,586.70					Total			

0329		PEMBERTON TWP				PER CAPITA:		PER CENT:	
Population 1960	13,726	Net Valuation Taxable	41,573,202	TAX RATE:		Gross Debt	208.28	Gross Debt	8.37
Population 1968	17,880	State Equalized Value	49,574,531	General Rate Per \$100.	2.18	Net Debt	103.77	Net Debt	4.17
		Net Valuation on Which County Taxes are apportioned:	49,566,157	Effective Tax Rate		Debt Service	.69	Tax Levy Collected	91.26
Moody Rating				General Rate	1.82	Total Tax Levy	49.03	Tax Levy Cancelled, Abated or Adjusted	
Land Area	64.51 Sq. Miles	State Equalization Ratio	.8386	Municipal Functions	1.64	Municipal Functions	45.54		
1968 EXPENDITURES		1968 REVENUES				1968 PROPERTY TAX			
GENERAL GOVERNMENT		1968 Property Taxes Collected				800,196.98			
Governing Body & Public Boards		1968 Payments in Lieu of Taxes				70,996.93			
Municipal Clerk		Delinquent Tax & Lien Collections				23,839.00			
Financial Administration		Business Personalty Replacement Taxes				178,172.24			
Assessment of Taxes		Taxes from Public Utilities				7,004.00			
Collection of Taxes		Other Miscellaneous Tax Revenues				21,775.00			
Planning, Housing & Development		State Aid Revenues				108,212.32			
Elections		Federal Aid Revenues				1,210,196.47			
General Administration (other)		Sale of Acquired Property				134,751.36			
JUDICIARY		Other Miscellaneous Revenues				1,344,947.83			
Municipal Courts		Total 1968 Revenues							
PUBLIC SAFETY		Prior Years Surplus Appropriated							
Fire Protection		TOTAL REVENUES							
Police Protection		1968 REAL PROPERTY VALUATIONS - ASSESSED							
Civil Defense & Disaster Control		Code Class %							
Environmental Inspection & Control		1 Vacant Land 11.44				4,662,129.00			
Other Public Safety		2 Residential 76.68				31,246,543.00			
PUBLIC WORKS		3 Farm 4.15				1,691,750.00			
Streets and Drainage		4a Commercial 5.27				2,148,950.00			
Sewers and Sewage Processing		4b Industrial 1.13				459,000.00			
Garbage and Trash Disposal		4c Apartments 1.32				539,750.00			
Public Buildings and Grounds		Total Valuation 99.99				40,748,122.00			
Other Public Works		CAPITAL DEBT AUTHORIZED, DECEMBER 31, 1968							
HEALTH and WELFARE		ISSUED AND UNISSUED				GROSS DEBT NET DEBT			
Health Services Except Environmental		School				3,358,000.00 1,578,573.09			
Welfare-Public Assistance		Self-liquidating				89,163.72			
Hospitals, Clinics, First Aid		Other				277,000.00			
Animal, Insect, & Rodent Control		Total				3,724,163.72 1,855,573.09			
Other Welfare Services		ISSUED AND OUTSTANDING							
RECREATION and CONSERVATION		School				1,058,000.00			
Beaches and Boardwalks		Self-liquidating				87,000.00			
Parks, Playgrounds, Shade Trees		Other				261,000.00			
Land Reclamation & Conservation		Total				1,406,000.00			
Other Recreational Services		EQUALIZED VALUATION BASIS				44,485,672.67			
EDUCATION (excluding schools)		1968 CAPITAL OUTLAY				45,045.22			
Libraries		Beaches and Boardwalks				2,586.75			
Other Educational Services		Parks and Playgrounds				10,202.27			
STATUTORY EXPENDITURES		Public Buildings and Grounds							
Pensions & F. I. C. A.		Vehicular Equipment				31,673.90			
Employee Fringe Benefits		Streets, Roads, Sidewalks, Storm Sewers							
Other Statutory Expenditures		Sewer System				582.30			
TOTAL MUNICIPAL FUNCTIONS		Water System							
CAPITAL IMPROVEMENTS		Other Utilities							
DEBT SERVICE		Hospitals and Clinics							
Principal Payments		Garbage and Trash Disposal Facilities							
Interest Payments		Health Equipment							
Other Debt Administration		Library and Education Facilities							
DEFERRED CHARGES		Conservation and Recreation							
SCHOOL, COUNTY, SPECIAL DISTRICT TAXES		Other Expenditures							
RESERVE FOR UNCOLLECTED TAXES									
TOTAL EXPENDITURES									

1108		PENNINGTON BORO				PER CAPITA:		PER CENT:	
Population 1960	2,063	Net Valuation Taxable	6,456,649	TAX RATE:		Gross Debt	235.53	Gross Debt	3.64
Population 1968	2,230	State Equalized Value	15,505,881	General Rate Per \$100.		Net Debt		Net Debt	
		Net Valuation on Which County Taxes		Effective Tax Rate		Debt Service	.50	Tax Levy Collected	96.02
Moody Rating		are apportioned:	14,929,273	General Rate		Total Tax Levy	239.56	Tax Levy Cancelled, Abated	
Land Area	.99 Sq. Miles	State Equalization Ratio	.4164	Municipal Functions		Municipal Functions	93.35	or Adjusted	.01
1968 EXPENDITURES		1968 REVENUES				1968 PROPERTY TAX			
GENERAL GOVERNMENT									
Governing Body & Public Boards		1968 Property Taxes Collected				Local District School Taxes			
Municipal Clerk						Regional & Consolidated School Taxes			
Financial Administration		1,500.00	1968 Payments in Lieu of Taxes			School Taxes in Municipal Budget			
Assessment of Taxes		3,100.00	Delinquent Tax & Lien Collections			County Taxes			
Collection of Taxes		4,907.00	Business Personalty Replacement Taxes			County Library Taxes			
Planning, Housing & Development		2,600.00	Taxes from Public Utilities			Local Municipal Purpose Taxes			
Elections		350.00	Other Miscellaneous Tax Revenues			Veteran & Senior Citizen Taxes			
General Administration (other)		11,063.00	State Aid Revenues			Total Taxes for Rate Computation			
JUDICIARY						Special District Taxes			
Municipal Courts		1,500.00	Federal Aid Revenues			Bank Stock Taxes			
PUBLIC SAFETY						Added and Omitted Taxes			
Fire Protection		8,170.00	Sale of Acquired Property			Total Taxes Levied			
Police Protection		21,900.00	Other Miscellaneous Revenues			1968 TAXES COLLECTED			
Civil Defense & Disaster Control		500.00	Total 1968 Revenues			1968 Taxes Cancelled, Abated or Adjusted			
Environmental Inspection & Control		650.00	Prior Years Surplus Appropriated			Transfer To Tax Title Liens			
Other Public Safety			TOTAL REVENUES			Balance Outstanding Dec. 31, 1968			
PUBLIC WORKS									
Streets and Drainage		56,148.84	1968 REAL PROPERTY VALUATIONS - ASSESSED						
Sewers and Sewage Processing			Code	Class	%				
Garbage and Trash Disposal		17,500.00	1	Vacant Land	2.09	PRIOR YEARS TAXES OUTSTANDING			
Public Buildings and Grounds		8,751.16	2	Residential	85.21	Balance January 1, 1968			
Other Public Works			3	Farm	.53	Collected in 1968			
HEALTH and WELFARE			4a	Commercial	10.60	Cancelled, Abated or Adjusted (1968)			
Health Services Except Environmental		2,300.00	4b	Industrial	1.57	Transfers to Tax Title Liens			
Welfare-Public Assistance		175.00	4c	Apartments		Balance December 31, 1968			
Hospitals, Clinics, First Aid			Total Valuation			TAX TITLE LIENS OUTSTANDING			
Animal, Insect, & Rodent Control			100.00.			Balance January 1, 1968			
Other Welfare Services			CAPITAL DEBT AUTHORIZED, DECEMBER 31, 1968			Transfers From Taxes			
RECREATION and CONSERVATION			ISSUED AND UNISSUED			Redeemed in 1968			
Beaches and Boardwalks			School			Cancelled, Abated or Adjusted (1968)			
Parks, Playgrounds, Shade Trees		4,300.00	Self-liquidating			Balance December 31, 1968			
Land Reclamation & Conservation			Other			PROPERTY ACQUIRED BY DEED OR FORECLOSURE			
Other Recreational Services		450.00	Total			Balance January 1, 1968			
EDUCATION (excluding schools)			525,236.91			Transfers From Liens			
Libraries		4,085.00	ISSUED AND OUTSTANDING			Sale for Cash (1968)			
Other Educational Services			School			Cancelled, Abated or Adjusted (1968)			
STATUTORY EXPENDITURES			Self-liquidating			Balance December 31, 1968			
Pensions & F. I. C. A.		4,410.00	Other			CURRENT FINANCES DECEMBER 31, 1968			
Employee Fringe Benefits		2,910.00	Total			ASSETS			
Other Statutory Expenditures			EQUALIZED VALUATION BASIS			Cash on Hand Dec. 31, 1968			
TOTAL MUNICIPAL FUNCTIONS		157,270.00	14,416,719.00			Taxes Receivable			
CAPITAL IMPROVEMENTS			1968 CAPITAL OUTLAY			Tax Title Liens			
DEBT SERVICE			Beaches and Boardwalks			Foreclosed Property			
Principal Payments			Parks and Playgrounds			Emergencies & Other Deferred Charges			
Interest Payments		1,123.73	Public Buildings and Grounds			State Aid Receivable			
Other Debt Administration			Vehicular Equipment			Other Receivables			
DEFERRED CHARGES			Streets, Roads, Sidewalks, Storm Sewers			Total			
SCHOOL, COUNTY, SPECIAL DISTRICT TAXES		445,559.57	Sewer System			LIABILITIES			
RESERVE FOR UNCOLLECTED TAXES		49,792.24	Water System			Cash Liabilities			
TOTAL EXPENDITURES		653,745.54	Other Utilities			Reserves For Receivables			
			Hospitals and Clinics			Surplus on Hand Dec. 31, 1968			
			Garbage and Trash Disposal Facilities			Total			
			Health Equipment						
			Library and Education Facilities						
			Conservation and Recreation						
			Other Expenditures						

0427		PENNSAUKEN TWP			PER CAPITA:		PER CENT:	
Population 1960	33,771	Net Valuation Taxable	108,357,973	TAX RATE:	Gross Debt	298.57	Gross Debt	5.03
Population 1968	38,720	State Equalized Value	234,186,239	General Rate Per \$100.	Net Debt	64.70	Net Debt	1.09
		Net Valuation on Which County Taxes are apportioned:	247,010,367	Effective Tax Rate	Debt Service	4.67	Tax Levy Collected	96.44
Moody Rating	BAA	State Equalization Ratio	.4627	General Rate	Total Tax Levy	180.40	Tax Levy Cancelled, Abated or Adjusted	.20
Land Area	10.21 Sq. Miles			Municipal Functions	Municipal Functions	60.09		
1968 EXPENDITURES		1968 REVENUES			1968 PROPERTY TAX			
GENERAL GOVERNMENT		1968 Property Taxes Collected			Local District School Taxes			
Governing Body & Public Boards		1968 Payments in Lieu of Taxes			Regional & Consolidated School Taxes			
Municipal Clerk		Delinquent Tax & Lien Collections			School Taxes in Municipal Budget			
Financial Administration	26,000.00	Business Personalty Replacement Taxes			County Taxes			
Assessment of Taxes	35,000.00	Taxes from Public Utilities			County Library Taxes			
Collection of Taxes	34,450.00	Other Miscellaneous Tax Revenues			Local Municipal Purpose Taxes			
Planning, Housing & Development	15,500.00	State Aid Revenues			Veteran & Senior Citizen Taxes			
Elections		Federal Aid Revenues			Total Taxes for Rate Computation			
General Administration (other)	113,048.00	Sale of Acquired Property			Special District Taxes			
JUDICIARY		Other Miscellaneous Revenues			Bank Stock Taxes			
Municipal Courts	20,425.00	Total 1968 Revenues			Added and Omitted Taxes			
PUBLIC SAFETY		Prior Years Surplus Appropriated			Total Taxes Levied			
Fire Protection	116,275.00	TOTAL REVENUES			1968 TAXES COLLECTED			
Police Protection	447,700.00	1968 REAL PROPERTY VALUATIONS - ASSESSED			1968 Taxes Cancelled, Abated or Adjusted			
Civil Defense & Disaster Control	7,000.00				Transfer To Tax Title Liens			
Environmental Inspection & Control					Balance Outstanding Dec. 31, 1968			
Other Public Safety								
PUBLIC WORKS								
Streets and Drainage	311,000.00							
Sewers and Sewage Processing								
Garbage and Trash Disposal	330,000.00							
Public Buildings and Grounds	22,500.00							
Other Public Works								
HEALTH and WELFARE								
Health Services Except Environmental	11,250.00							
Welfare-Public Assistance	12,200.00							
Hospitals, Clinics, First Aid								
Animal, Insect, & Rodent Control	17,202.00							
Other Welfare Services								
RECREATION and CONSERVATION								
Beaches and Boardwalks								
Parks, Playgrounds, Shade Trees	55,000.00							
Land Reclamation & Conservation								
Other Recreational Services	31,400.00							
EDUCATION (excluding schools)								
Libraries	60,000.00							
Other Educational Services								
STATUTORY EXPENDITURES								
Pensions & F. I. C. A.	74,988.28							
Employee Fringe Benefits	26,000.00							
Other Statutory Expenditures								
TOTAL MUNICIPAL FUNCTIONS	1,766,938.28							
CAPITAL IMPROVEMENTS	12,500.00							
DEBT SERVICE								
Principal Payments	95,000.00							
Interest Payments	85,860.80							
Other Debt Administration								
DEFERRED CHARGES	12,483.57							
SCHOOL, COUNTY, SPECIAL DISTRICT TAXES	6,025,452.71							
RESERVE FOR UNCOLLECTED TAXES	354,217.35							
TOTAL EXPENDITURES	8,352,452.71							

1707		PENNS GROVE BORO		PER CAPITA:		PER CENT:	
Population 1960	6,176	Net Valuation Taxable	5,357,846	Gross Debt	226.49	Gross Debt	9.97
Population 1968	6,390	State Equalized Value	15,941,225	Net Debt		Net Debt	
		Net Valuation on Which County Taxes are apportioned:	15,546,513	Debt Service	.04	Tax Levy Collected	90.40
Moody Rating		State Equalization Ratio	.3361	Total Tax Levy	82.09	Tax Levy Cancelled, Abated or Adjusted	
Land Area	.78 Sq. Miles			Municipal Functions	55.43		
1968 EXPENDITURES		1968 REVENUES		1968 PROPERTY TAX			
GENERAL GOVERNMENT							
Governing Body & Public Boards		1968 Property Taxes Collected		474,230.36		Local District School Taxes	
Municipal Clerk		1968 Payments in Lieu of Taxes				Regional & Consolidated School Taxes	
Financial Administration	3,250.00	Delinquent Tax & Lien Collections		51,201.76		School Taxes in Municipal Budget	
Assessment of Taxes	3,700.00	Business Personalty Replacement Taxes		48,234.00		County Taxes	
Collection of Taxes	4,500.00	Taxes from Public Utilities		59,618.54		County Library Taxes	
Planning, Housing & Development	700.00	Other Miscellaneous Tax Revenues				Local Municipal Purpose Taxes	
Elections		State Aid Revenues		23,455.80		Veteran & Senior Citizen Taxes	
General Administration (other)	28,537.50	Federal Aid Revenues				Total Taxes for Rate Computation	
JUDICIARY		Sale of Acquired Property		1,223.71		Special District Taxes	
Municipal Courts	4,375.00	Other Miscellaneous Revenues		23,582.56		Bank Stock Taxes	
PUBLIC SAFETY		Total 1968 Revenues		681,546.73		Added and Omitted Taxes	
Fire Protection	39,463.00	Prior Years Surplus Appropriated		25,000.00		Total Taxes Levied	
Police Protection	65,281.60	TOTAL REVENUES		706,546.73		1968 TAXES COLLECTED	
Civil Defense & Disaster Control	353.46					1968 Taxes Cancelled, Abated or Adjusted	
Environmental Inspection & Control	3,150.00					Transfer To Tax Title Liens	
Other Public Safety						Balance Outstanding Dec. 31, 1968	
PUBLIC WORKS		1968 REAL PROPERTY VALUATIONS - ASSESSED					
Streets and Drainage	65,000.00	Code	Class	%		PRIOR YEARS TAXES OUTSTANDING	
Sewers and Sewage Processing		1	Vacant Land	2.74	133,375.00	Balance January 1, 1968	
Garbage and Trash Disposal	15,000.00	2	Residential	71.15	3,458,995.00	Collected in 1968	
Public Buildings and Grounds	6,940.00	3	Farm			Cancelled, Abated or Adjusted (1968)	
Other Public Works		4a	Commercial	24.00	1,166,575.00	Transfers to Tax Title Liens	
HEALTH and WELFARE		4b	Industrial	.20	9,900.00	Balance December 31, 1968	
Health Services Except Environmental	5,500.00	4c	Apartments	1.91	92,700.00		
Welfare-Public Assistance	4,800.00	Total Valuation		100.00		4,861,545.00	
Hospitals, Clinics, First Aid	1,000.00	CAPITAL DEBT AUTHORIZED, DECEMBER 31, 1968				TAX TITLE LIENS OUTSTANDING	
Animal, Insect, & Rodent Control	850.00	ISSUED AND UNISSUED		GROSS DEBT		Balance January 1, 1968	
Other Welfare Services		School		1,447,279.30		Transfers From Taxes	
RECREATION and CONSERVATION		Self-liquidating				Redeemed in 1968	
Beaches and Boardwalks		Other				Cancelled, Abated or Adjusted (1968)	
Parks, Playgrounds, Shade Trees	200.00	Total		1,447,279.30		Balance December 31, 1968	
Land Reclamation & Conservation		ISSUED AND OUTSTANDING				PROPERTY ACQUIRED BY DEED OR FORECLOSURE	
Other Recreational Services	627.44	School		137,372.30		Balance January 1, 1968	
EDUCATION (excluding schools)		Self-liquidating				Transfers From Liens	
Libraries	6,800.00	Other				Sale for Cash (1968)	
Other Educational Services		Total		137,372.30		Cancelled, Abated or Adjusted (1968)	
STATUTORY EXPENDITURES		EQUALIZED VALUATION BASIS		14,512,275.33		Balance December 31, 1968	
Pensions & F. I. C. A.	12,806.00	1968 CAPITAL OUTLAY				CURRENT FINANCES DECEMBER 31, 1968	
Employee Fringe Benefits		Beaches and Boardwalks				ASSETS	
Other Statutory Expenditures		Parks and Playgrounds				Cash on Hand Dec. 31, 1968	
TOTAL MUNICIPAL FUNCTIONS	272,834.00	Public Buildings and Grounds				Taxes Receivable	
CAPITAL IMPROVEMENTS	1,000.00	Vehicular Equipment				Tax Title Liens	
DEBT SERVICE		Streets, Roads, Sidewalks, Storm Sewers				Foreclosed Property	
Principal Payments		Sewer System				Emergencies & Other Deferred Charges	
Interest Payments	300.00	Water System				State Aid Receivable	
Other Debt Administration		Other Utilities				Other Receivables	
DEFERRED CHARGES	18,538.14	Hospitals and Clinics				Total	
SCHOOL, COUNTY, SPECIAL DISTRICT TAXES	388,967.09	Garbage and Trash Disposal Facilities				LIABILITIES	
RESERVE FOR UNCOLLECTED TAXES	61,570.39	Health Equipment				Cash Liabilities	
		Library and Education Facilities				Reserves For Receivables	
		Conservation and Recreation				Surplus on Hand Dec. 31, 1968	
TOTAL EXPENDITURES	743,209.62	Other Expenditures				Total	

1708		PENNSVILLE TWP		PER CAPITA:		PER CENT:	
Population 1960	10,417	Net Valuation Taxable	22,210,603	TAX RATE:		Gross Debt	4.81
Population 1968	13,830	State Equalized Value	73,350,736	General Rate Per \$100.	11.07	Net Debt	.23
		Net Valuation on Which County Taxes		Effective Tax Rate		Debt Service	93.84
Moody Rating		are apportioned:	182,411,416	General Rate	3.35	Total Tax Levy	173.45
Land Area	23.45 Sq. Miles	State Equalization Ratio	.3028	Municipal Functions	4.19	Municipal Functions	222.68
1968 EXPENDITURES		1968 REVENUES		1968 PROPERTY TAX		or Adjusted	
GENERAL GOVERNMENT							
Governing Body & Public Boards	10,000.00	1968 Property Taxes Collected	2,251,314.01	Local District School Taxes		1,069,386.00	
Municipal Clerk	4,000.00	1968 Payments in Lieu of Taxes		Regional & Consolidated School Taxes			
Financial Administration	13,850.00	Delinquent Tax & Lien Collections	129,836.75	School Taxes in Municipal Budget			
Assessment of Taxes	13,700.00	Business Personalty Replacement Taxes	1,785,829.00	County Taxes		1,323,080.62	
Collection of Taxes	21,850.00	Taxes from Public Utilities	1,025,969.91	County Library Taxes			
Planning, Housing & Development	4,650.00	Other Miscellaneous Tax Revenues		Local Municipal Purpose Taxes			
Elections		State Aid Revenues	56,656.00	Veteran & Senior Citizen Taxes		67,810.00	
General Administration (other)	48,788.00	Federal Aid Revenues		Total Taxes for Rate Computation		2,460,276.62	
JUDICIARY		Sale of Acquired Property	13,945.00	Special District Taxes			
Municipal Courts	8,450.00	Other Miscellaneous Revenues	25,095.20	Bank Stock Taxes		1,996.09	
PUBLIC SAFETY		Total 1968 Revenues	5,288,645.87	Added and Omitted Taxes		4,435.64	
Fire Protection	30,757.00	Prior Years Surplus Appropriated	222,939.79	Total Taxes Levied		2,398,898.35	
Police Protection	189,830.00	TOTAL REVENUES	5,511,585.66	1968 TAXES COLLECTED		2,251,314.01	
Civil Defense & Disaster Control	2,200.00			196B Taxes Cancelled, Abated or Adjusted		810.92	
Environmental Inspection & Control	3,750.00			Transfer To Tax Title Liens		3,179.48	
Other Public Safety				Balance Outstanding Dec. 31, 1968		143,020.16	
PUBLIC WORKS		1968 REAL PROPERTY VALUATIONS - ASSESSED					
Streets and Drainage	516,253.46	Code Class %					
Sewers and Sewage Processing	151,253.38	1 Vacant Land 1.52	352,632.00	PRIOR YEARS TAXES OUTSTANDING			
Garbage and Trash Disposal	44,600.00	2 Residential 30.53	6,661,945.00	Balance January 1, 1968		132,164.25	
Public Buildings and Grounds	28,150.00	3 Farm .73	160,778.00	Collected in 1968		125,226.07	
Other Public Works		4a Commercial 4.84	1,055,575.00	Cancelled, Abated or Adjusted (1968)		1,477.80	
HEALTH and WELFARE		4b Industrial 60.91	13,291,296.00	Transfers to Tax Title Liens		1,392.39	
Health Services Except Environmental	16,200.00	4c Apartments 1.37	298,800.00	Balance December 31, 1968		4,067.99	
Welfare-Public Assistance	10,775.00	Total Valuation 100.00	21,821,026.00				
Hospitals, Clinics, First Aid	3,000.00			TAX TITLE LIENS OUTSTANDING			
Animal, Insect, & Rodent Control	11,700.00			Balance January 1, 1968		9,672.94	
Other Welfare Services				Transfers From Taxes		4,795.41	
RECREATION and CONSERVATION				Redeemed in 1968		4,610.68	
Beaches and Boardwalks	16,935.30			Cancelled, Abated or Adjusted (1968)		1,484.51	
Parks, Playgrounds, Shade Trees	21,000.00			Balance December 31, 1968		8,373.16	
Land Reclamation & Conservation				PROPERTY ACQUIRED BY DEED OR FORECLOSURE			
Other Recreational Services	4,200.00			Balance January 1, 1968		21,641.00	
EDUCATION (excluding schools)				Transfers From Liens			
Libraries	11,088.00			Sale for Cash (1968)			
Other Educational Services	1,547,000.00			Cancelled, Abated or Adjusted (1968)			
STATUTORY EXPENDITURES				Balance December 31, 1968		21,641.00	
Pensions & F. I. C. A.	38,376.00			CURRENT FINANCES DECEMBER 31, 1968			
Employee Fringe Benefits	22,700.00			ASSETS			
Other Statutory Expenditures				Cash on Hand Dec. 31, 1968		476,607.42	
TOTAL MUNICIPAL FUNCTIONS	2,795,056.14			Taxes Receivable		147,088.15	
CAPITAL IMPROVEMENTS	53,500.00			Tax Title Liens		8,373.16	
DEBT SERVICE				Foreclosed Property		21,641.00	
Principal Payments				Emergencies & Other Deferred Charges		48,500.00	
Interest Payments	1,000.00			State Aid Receivable		84,456.00	
Other Debt Administration				Other Receivables		3,332.12	
DEFERRED CHARGES	52,518.40			Total		789,997.85	
SCHOOL, COUNTY, SPECIAL DISTRICT TAXES	2,392,466.62			LIABILITIES			
RESERVE FOR UNCOLLECTED TAXES	177,724.29			Cash Liabilities		192,422.32	
TOTAL EXPENDITURES	5,472,265.45			Reserves For Receivables		180,434.43	
				Surplus on Hand Dec. 31, 1968		417,141.10	
				Total		789,997.85	

1431		PEQUANNOCK TWP			PER CAPITA:		PER CENT:	
Population 1960	10,553	Net Valuation Taxable	37,838,697	TAX RATE:	Gross Debt	311.64	Gross Debt	4.62
Population 1968	14,040	State Equalized Value	98,231,300	General Rate Per \$100.	Net Debt	39.19	Net Debt	.58
		Net Valuation on Which County Taxes are apportioned:	100,830,081	Effective Tax Rate	Debt Service		Tax Levy Collected	97.48
Moody Rating		State Equalization Ratio	.3852	General Rate	Total Tax Levy	224.62	Tax Levy Cancelled, Abated or Adjusted	.01
Land Area	6.60 Sq. Miles			Municipal Functions	Municipal Functions	78.21		
1968 EXPENDITURES		1968 REVENUES		1968 PROPERTY TAX				
GENERAL GOVERNMENT		1968 Property Taxes Collected		3,074,405.29	Local District School Taxes		2,214,212.40	
Governing Body & Public Boards		1968 Payments in Lieu of Taxes			Regional & Consolidated School Taxes			
Municipal Clerk		Delinquent Tax & Lien Collections		50,592.44	School Taxes in Municipal Budget			
Financial Administration	11,400.00	Business Personalty Replacement Taxes		67,324.00	County Taxes		392,423.05	
Assessment of Taxes	21,835.00	Taxes from Public Utilities		132,506.55	County Library Taxes			
Collection of Taxes	8,615.00	Other Miscellaneous Tax Revenues			Local Municipal Purpose Taxes		492,425.46	
Planning, Housing & Development	12,200.00	State Aid Revenues		7,390.18	Veteran & Senior Citizen Taxes		86,140.00	
Elections		Federal Aid Revenues		8,038.00	Total Taxes for Rate Computation		3,185,200.91	
General Administration (other)	103,100.00	Sale of Acquired Property		7,850.00	Special District Taxes			
JUDICIARY		Other Miscellaneous Revenues		90,763.99	Bank Stock Taxes		1,342.32	
Municipal Courts	5,217.00	Total 1968 Revenues		3,438,870.45	Added and Omitted Taxes		53,290.22	
PUBLIC SAFETY		Prior Years Surplus Appropriated		261,000.00	Total Taxes Levied		3,153,693.45	
Fire Protection	51,844.24	TOTAL REVENUES		3,699,870.45	1968 TAXES COLLECTED		3,074,405.29	
Police Protection	193,455.00	1968 REAL PROPERTY VALUATIONS - ASSESSED			1968 Taxes Cancelled, Abated or Adjusted		570.48	
Civil Defense & Disaster Control	1,615.00	Code Class %			Transfer To Tax Title Liens		9,203.06	
Environmental Inspection & Control	7,035.00	1 Vacant Land 4.72		1,773,750.00	Balance Outstanding Dec. 31, 1968		70,082.00	
Other Public Safety	55.76	2 Residential 84.90		31,935,050.00	PRIOR YEARS TAXES OUTSTANDING			
PUBLIC WORKS		3 Farm .36		135,850.00	Balance January 1, 1968		69,151.53	
Streets and Drainage	129,983.00	4a Commercial 9.94		3,739,150.00	Collected in 1968		50,346.15	
Sewers and Sewage Processing		4b Industrial .08		29,950.00	Cancelled, Abated or Adjusted (1968)		109.93	
Garbage and Trash Disposal		4c Apartments			Transfers to Tax Title Liens		7,564.02	
Public Buildings and Grounds	47,300.00	Total Valuation 100.00		37,613,750.00	Balance December 31, 1968		11,131.43	
Other Public Works	6,625.00	CAPITAL DEBT AUTHORIZED, DECEMBER 31, 1968			TAX TITLE LIENS OUTSTANDING			
HEALTH and WELFARE		ISSUED AND UNISSUED			Balance January 1, 1968		11,072.14	
Health Services Except Environmental	39,091.00	School		4,016,000.00	Transfers From Taxes		17,678.70	
Welfare-Public Assistance	4,905.00	Self-liquidating		359,500.00	Redeemed in 1968		246.29	
Hospitals, Clinics, First Aid	6,900.00	Other			Cancelled, Abated or Adjusted (1968)			
Animal, Insect, & Rodent Control	7,255.00	Total		4,375,500.00	Balance December 31, 1968		28,504.55	
Other Welfare Services		ISSUED AND OUTSTANDING			PROPERTY ACQUIRED BY DEED OR FORECLOSURE			
RECREATION and CONSERVATION		School		4,016,000.00	Balance January 1, 1968		16,810.00	
Beaches and Boardwalks		Self-liquidating		359,500.00	Transfers From Liens			
Parks, Playgrounds, Shade Trees	39,349.16	Other			Sale for Cash (1968)		7,850.00	
Land Reclamation & Conservation	16,609.52	Total		4,375,500.00	Cancelled, Abated or Adjusted (1968)			
Other Recreational Services	2,500.00	EQUALIZED VALUATION BASIS		94,626,024.67	Balance December 31, 1968		8,960.00	
EDUCATION (excluding schools)		1968 CAPITAL OUTLAY		72,736.83	CURRENT FINANCES DECEMBER 31, 1968			
Libraries	68,000.00	Beaches and Boardwalks			ASSETS			
Other Educational Services		Parks and Playgrounds			Cash on Hand Dec. 31, 1968		528,681.05	
STATUTORY EXPENDITURES		Public Buildings and Grounds			Taxes Receivable		81,213.43	
Pensions & F. I. C. A.	42,104.32	Vehicular Equipment			Tax Title Liens		28,504.55	
Employee Fringe Benefits	11,000.00	Streets, Roads, Sidewalks, Storm Sewers		9,229.69	Foreclosed Property		8,960.00	
Other Statutory Expenditures		Sewer System			Emergencies & Other Deferred Charges		5.06	
TOTAL MUNICIPAL FUNCTIONS	837,994.00	Water System		49,854.14	State Aid Receivable		36,836.57	
CAPITAL IMPROVEMENTS	50,000.00	Other Utilities			Other Receivables		4,563.03	
DEBT SERVICE		Hospitals and Clinics			Total		688,763.69	
Principal Payments		Garbage and Trash Disposal Facilities			LIABILITIES			
Interest Payments		Health Equipment			Cash Liabilities		170,895.71	
Other Debt Administration	8,437.30	Library and Education Facilities			Reserves For Receivables		123,241.01	
DEFERRED CHARGES		Conservation and Recreation			Surplus on Hand Dec. 31, 1968		394,626.97	
SCHOOL, COUNTY, SPECIAL DISTRICT TAXES	2,606,635.45	Other Expenditures		13,653.00	Total		688,763.69	
RESERVE FOR UNCOLLECTED TAXES	201,714.48							
TOTAL EXPENDITURES	3,704,781.23							

1216		PERTH AMBOY CITY				PER CAPITA:		PER CENT:						
Population 1960	38,007	Net Valuation Taxable	57,549,000	TAX RATE:		Gross Debt	135.36	Gross Debt	2.99					
Population 1968	40,610	State Equalized Value	190,938,951	General Rate Per \$100.	16.14	Net Debt	81.65	Net Debt	1.80					
		Net Valuation on Which County Taxes are apportioned:	266,336,268	Effective Tax Rate		Debt Service	25.19	Tax Levy Collected	95.27					
Moody Rating	BAA			General Rate	4.86	Total Tax Levy	226.05	Tax Levy Cancelled, Abated or Adjusted						
Land Area	4.60 Sq. Miles	State Equalization Ratio	.3014	Municipal Functions	3.90	Municipal Functions	183.82							
1968 EXPENDITURES		1968 REVENUES			1968 PROPERTY TAX									
GENERAL GOVERNMENT														
Governing Body & Public Boards	484.00	1968 Property Taxes Collected			8,746,254.45	Local District School Taxes				3,729,442.16				
Municipal Clerk	49,695.00	1968 Payments in Lieu of Taxes			38,304.08	Regional & Consolidated School Taxes								
Financial Administration	70,060.00	Delinquent Tax & Lien Collections			346,846.33	School Taxes in Municipal Budget				338,000.00				
Assessment of Taxes	68,665.00	Business Personality Replacement Taxes			1,216,360.00	County Taxes				1,362,551.37				
Collection of Taxes	90,204.00	Taxes from Public Utilities			388,970.59	County Library Taxes								
Planning, Housing & Development	81,171.00	Other Miscellaneous Tax Revenues				Local Municipal Purpose Taxes				3,676,457.66				
Elections	7,706.00	State Aid Revenues			86,703.68	Veteran & Senior Citizen Taxes				176,540.00				
General Administration (other)	244,730.00	Federal Aid Revenues			28,000.00	Total Taxes for Rate Computation				9,282,991.19				
JUDICIARY		Sale of Acquired Property				Special District Taxes								
Municipal Courts	39,891.00	Other Miscellaneous Revenues			384,128.52	Bank Stock Taxes				15,542.34				
PUBLIC SAFETY		Total 1968 Revenues			11,235,567.65	Added and Omitted Taxes				58,030.22				
Fire Protection	591,054.00	Prior Years Surplus Appropriated			945,000.00	Total Taxes Levied				9,180,023.75				
Police Protection	1,028,674.00	TOTAL REVENUES			12,180,567.65	1968 TAXES COLLECTED				8,746,254.45				
Civil Defense & Disaster Control	8,726.00	1968 REAL PROPERTY VALUATIONS - ASSESSED				1968 Taxes Cancelled, Abated or Adjusted								
Environmental Inspection & Control	27,889.00					Transfer To Tax Title Liens								
Other Public Safety	500.00					Balance Outstanding Dec. 31, 1968				433,769.30				
PUBLIC WORKS						PRIOR YEARS TAXES OUTSTANDING								
Streets and Drainage	478,840.00					Code	Class	%	Balance January 1, 1968				622,910.59	
Sewers and Sewage Processing	228,946.63	1	Vacant Land	.84	469,255.00	Collected in 1968				342,123.70				
Garbage and Trash Disposal	398,488.60	2	Residential	35.24	19,759,570.00	Cancelled, Abated or Adjusted (1968)								
Public Buildings and Grounds	326,294.00	3	Farm			Transfers to Tax Title Liens								
Other Public Works		4a	Commercial	17.98	10,085,155.00	Balance December 31, 1968				280,786.89				
HEALTH and WELFARE		4b	Industrial	41.66	23,362,090.00	TAX TITLE LIENS OUTSTANDING								
Health Services Except Environmental	128,220.00	4c	Apartments	4.28	2,402,845.00	Balance January 1, 1968				7,055.58				
Welfare-Public Assistance	143,826.00	Total Valuation			56,078,915.00	Transfers From Taxes								
Hospitals, Clinics, First Aid	25,000.00	CAPITAL DEBT AUTHORIZED, DECEMBER 31, 1968				Redeemed in 1968				4,722.63				
Animal, Insect, & Rodent Control	1,500.00	ISSUED AND UNISSUED				Cancelled, Abated or Adjusted (1968)								
Other Welfare Services		School			1,483,000.00	Balance December 31, 1968				2,332.95				
RECREATION and CONSERVATION		Self-liquidating			698,000.00	PROPERTY ACQUIRED BY DEED OR FORECLOSURE								
Beaches and Boardwalks		Other			3,316,164.48	Balance January 1, 1968				93,418.00				
Parks, Playgrounds, Shade Trees	187,380.00	Total			5,497,164.48	Transfers From Liens								
Land Reclamation & Conservation		ISSUED AND OUTSTANDING				Sale for Cash (1968)								
Other Recreational Services	290,439.60	School			1,483,000.00	Cancelled, Abated or Adjusted (1968)								
EDUCATION (excluding schools)		Self-liquidating			648,000.00	Balance December 31, 1968				93,418.00				
Libraries	129,429.00	Other			2,768,000.00	CURRENT FINANCES DECEMBER 31, 1968								
Other Educational Services	145,500.00	Total			4,899,000.00	ASSETS								
STATUTORY EXPENDITURES		EQUALIZED VALUATION BASIS			183,576,979.67	Cash on Hand Dec. 31, 1968				1,267,156.59				
Pensions & F. I. C. A.	588,000.40	1968 CAPITAL OUTLAY			353,590.43	Taxes Receivable				714,556.19				
Employee Fringe Benefits	304,036.00	Beaches and Boardwalks			50,000.00	Tax Title Liens				2,332.95				
Other Statutory Expenditures		Parks and Playgrounds			210,386.06	Foreclosed Property				93,418.00				
TOTAL MUNICIPAL FUNCTIONS	5,685,349.23	Public Buildings and Grounds			51,328.37	Emergencies & Other Deferred Charges				439,245.83				
CAPITAL IMPROVEMENTS	50,000.00	Vehicular Equipment			1,539.21	State Aid Receivable				104,282.00				
DEBT SERVICE		Streets, Roads, Sidewalks, Storm Sewers				Other Receivables				9,938.19				
Principal Payments	869,700.00	Sewer System			17,640.00	Total				2,630,929.75				
Interest Payments	153,300.00	Water System				LIABILITIES								
Other Debt Administration		Other Utilities				Cash Liabilities				1,002,522.96				
DEFERRED CHARGES	67,646.60	Hospitals and Clinics				Reserves For Receivables				820,245.33				
SCHOOL, COUNTY, SPECIAL DISTRICT TAXES	5,429,993.53	Garbage and Trash Disposal Facilities				Surplus on Hand Dec. 31, 1968				808,161.46				
RESERVE FOR UNCOLLECTED TAXES	639,333.49	Health Equipment			111.28	Total				2,630,929.75				
TOTAL EXPENDITURES	12,895,322.85	Library and Education Facilities												
		Conservation and Recreation			22,585.51									
		Other Expenditures												

2119		PHILLIPSBURG TOWN				PER CAPITA:		PER CENT:	
Population 1960	18,502	Net Valuation Taxable	56,895,625	TAX RATE:		Gross Debt	195.91	Gross Debt	5.64
Population 1968	18,510	State Equalized Value	69,990,927	General Rate Per \$100.		Net Debt	136.11	Net Debt	3.92
		Net Valuation on Which County Taxes		Effective Tax Rate		Debt Service	13.01	Tax Levy Collected	92.24
Moody Rating	BAA	are apportioned:	76,055,123	General Rate		Total Tax Levy	117.71	Tax Levy Cancelled, Abated	
Land Area	3.70 Sq. Miles	State Equalization Ratio	.8129	Municipal Functions		Municipal Functions	88.28	or Adjusted	.02
1968 EXPENDITURES		1968 REVENUES			1968 PROPERTY TAX				
GENERAL GOVERNMENT		1968 Property Taxes Collected			2,009,881.97				
Governing Body & Public Boards		1968 Payments in Lieu of Taxes			23,453.90				
Municipal Clerk		Delinquent Tax & Lien Collections			197,699.27				
Financial Administration		Business Personalty Replacement Taxes			370,771.00				
Assessment of Taxes		Taxes from Public Utilities			186,077.32				
Collection of Taxes		Other Miscellaneous Tax Revenues			163,112.06				
Planning, Housing & Development		State Aid Revenues			3,335.00				
Elections		Federal Aid Revenues			102,442.85				
General Administration (other)		Sale of Acquired Property			3,056,773.37				
JUDICIARY		Other Miscellaneous Revenues			180,000.00				
Municipal Courts		Total 1968 Revenues			3,236,773.37				
PUBLIC SAFETY		Prior Years Surplus Appropriated							
Fire Protection		TOTAL REVENUES							
Police Protection		1968 REAL PROPERTY VALUATIONS - ASSESSED							
Civil Defense & Disaster Control		Code			Class				
Environmental Inspection & Control		1			Vacant Land				
Other Public Safety		2			Residential				
PUBLIC WORKS		3			Farm				
Streets and Drainage		4a			Commercial				
Sewers and Sewage Processing		4b			Industrial				
Garbage and Trash Disposal		4c			Apartments				
Public Buildings and Grounds		Total Valuation			100.00				
Other Public Works		ISSUED AND UNISSUED			GROSS DEBT				
HEALTH and WELFARE		School			NET DEBT				
Health Services Except Environmental		Self-liquidating							
Welfare-Public Assistance		Other							
Hospitals, Clinics, First Aid		Total							
Animal, Insect, & Rodent Control		ISSUED AND OUTSTANDING							
Other Welfare Services		School							
RECREATION and CONSERVATION		Self-liquidating							
Beaches and Boardwalks		Other							
Parks, Playgrounds, Shade Trees		Total							
Land Reclamation & Conservation		EQUALIZED VALUATION BASIS							
Other Recreational Services		1968 CAPITAL OUTLAY							
EDUCATION (excluding schools)		Beaches and Boardwalks							
Libraries		Parks and Playgrounds							
Other Educational Services		Public Buildings and Grounds							
STATUTORY EXPENDITURES		Vehicular Equipment							
Pensions & F. I. C. A.		Streets, Roads, Sidewalks, Storm Sewers							
Employee Fringe Benefits		Sewer System							
Other Statutory Expenditures		Water System							
TOTAL MUNICIPAL FUNCTIONS		Other Utilities							
CAPITAL IMPROVEMENTS		Hospitals and Clinics							
DEBT SERVICE		Garbage and Trash Disposal Facilities							
Principal Payments		Health Equipment							
Interest Payments		Library and Education Facilities							
Other Debt Administration		Conservation and Recreation							
DEFERRED CHARGES		Other Expenditures							
SCHOOL, COUNTY, SPECIAL DISTRICT TAXES									
RESERVE FOR UNCOLLECTED TAXES									
TOTAL EXPENDITURES									

1709		PILESGROVE TWP			PER CAPITA:		PER CENT:	
Population 1960	2,519	Net Valuation Taxable	4,616,870	TAX RATE:	Gross Debt	167.23	Gross Debt	2.99
Population 1968	3,090	State Equalized Value	16,998,784	General Rate Per \$100.	Net Debt		Net Debt	
		Net Valuation on Which County Taxes		Effective Tax Rate	Debt Service		Tax Levy Collected	92.21
Moody Rating		are apportioned:	18,982,814	General Rate	Total Tax Levy	148.26	Tax Levy Cancelled, Abated	
Land Area	34.91 Sq. Miles	State Equalization Ratio	.2716	Municipal Functions	Municipal Functions	67.17	or Adjusted	
1968 EXPENDITURES		1968 REVENUES			1968 PROPERTY TAX			
GENERAL GOVERNMENT		1968 Property Taxes Collected			422,470.32			
Governing Body & Public Boards		1968 Payments in Lieu of Taxes			32,620.32			
Municipal Clerk		Delinquent Tax & Lien Collections			18,245.00			
Financial Administration	2,900.00	Business Personalty Replacement Taxes			59,819.53			
Assessment of Taxes	3,300.00	Taxes from Public Utilities			22,472.00			
Collection of Taxes	2,600.00	Other Miscellaneous Tax Revenues			16,243.37			
Planning, Housing & Development	10,000.00	State Aid Revenues			571,870.54			
Elections		Federal Aid Revenues			79,548.00			
General Administration (other)	10,600.00	Sale of Acquired Property			651,418.54			
JUDICIARY		Other Miscellaneous Revenues			12,540.00			
Municipal Courts	5,900.00	Total 1968 Revenues			465,815.43			
PUBLIC SAFETY		Prior Years Surplus Appropriated			4,852.55			
Fire Protection	5,100.00	TOTAL REVENUES			458,127.98			
Police Protection	200.00	1968 REAL PROPERTY VALUATIONS - ASSESSED			422,470.32			
Civil Defense & Disaster Control	500.00	Code Class %			1968 Taxes Collected			
Environmental Inspection & Control	1,300.00	1 Vacant Land 1.61			1968 Taxes Cancelled, Abated or Adjusted			
Other Public Safety		2 Residential 49.86			Transfer To Tax Title Liens			
PUBLIC WORKS		3 Farm 38.52			Balance Outstanding Dec. 31, 1968			
Streets and Drainage	66,400.00	4a Commercial 7.25			PRIOR YEARS TAXES OUTSTANDING			
Sewers and Sewage Processing	3,850.00	4b Industrial 2.77			Balance January 1, 1968			
Garbage and Trash Disposal	9,000.00	4c Apartments			Collected in 1968			
Public Buildings and Grounds		Total Valuation 100.01			Cancelled, Abated or Adjusted (1968)			
Other Public Works		CAPITAL DEBT AUTHORIZED, DECEMBER 31, 1968			Transfers to Tax Title Liens			
HEALTH and WELFARE		ISSUED AND UNISSUED			Balance December 31, 1968			
Health Services Except Environmental	300.00	School			TAX TITLE LIENS OUTSTANDING			
Welfare-Public Assistance	2,475.00	Self-liquidating			Balance January 1, 1968			
Hospitals, Clinics, First Aid	1,000.00	Other			Transfers From Taxes			
Animal, Insect, & Rodent Control	1,500.00	Total 516,750.89			Redeemed in 1968			
Other Welfare Services		ISSUED AND OUTSTANDING			Cancelled, Abated or Adjusted (1968)			
RECREATION and CONSERVATION		School			Balance December 31, 1968			
Beaches and Boardwalks		Self-liquidating			PROPERTY ACQUIRED BY DEED OR			
Parks, Playgrounds, Shade Trees		Other			FORECLOSURE			
Land Reclamation & Conservation		Total 516,750.89			Balance January 1, 1968			
Other Recreational Services		EQUALIZED VALUATION BASIS			Transfers From Liens			
EDUCATION (excluding schools)		1968 CAPITAL OUTLAY			Sale for Cash (1968)			
Libraries	700.00	Beaches and Boardwalks			Cancelled, Abated or Adjusted (1968)			
Other Educational Services		Parks and Playgrounds			Balance December 31, 1968			
STATUTORY EXPENDITURES		Public Buildings and Grounds			CURRENT FINANCES DECEMBER 31, 1968			
Pensions & F. I. C. A.	2,100.00	Vehicular Equipment			ASSETS			
Employee Fringe Benefits		Streets, Roads, Sidewalks, Storm Sewers			Cash on Hand Dec. 31, 1968			
Other Statutory Expenditures		Sewer System			Taxes Receivable			
TOTAL MUNICIPAL FUNCTIONS	129,725.00	Water System			Tax Title Liens			
CAPITAL IMPROVEMENTS	5,000.00	Other Utilities			Foreclosed Property			
DEBT SERVICE		Hospitals and Clinics			Emergencies & Other Deferred Charges			
Principal Payments		Garbage and Trash Disposal Facilities			State Aid Receivable			
Interest Payments		Health Equipment			Other Receivables			
Other Debt Administration		Library and Education Facilities			Total 229,956.34			
DEFERRED CHARGES		Conservation and Recreation			LIABILITIES			
SCHOOL, COUNTY, SPECIAL DISTRICT TAXES	453,275.43	Other Expenditures			Cash Liabilities			
RESERVE FOR UNCOLLECTED TAXES	72,840.00				Reserves For Receivables			
TOTAL EXPENDITURES	660,840.43				Surplus on Hand Dec. 31, 1968			
					Total 229,956.34			

1522				PINE BEACH BORO		PER CAPITA:		PER CENT:	
Population 1960	985	Net Valuation Taxable	8,922,421	TAX RATE:		Gross Debt	519.75	Gross Debt	5.79
Population 1968	1,210	State Equalized Value	11,753,946	General Rate Per \$100.	3.29	Net Debt		Net Debt	
		Net Valuation on Which County Taxes		Effective Tax Rate		Debt Service		Tax Levy Collected	94.51
Moody Rating		are apportioned:	11,117,770	General Rate	2.49	Total Tax Levy	229.56	Tax Levy Cancelled, Abated	
Land Area	.75 Sq. Miles	State Equalization Ratio	.7591	Municipal Functions	.95	Municipal Functions	92.41	or Adjusted	
1968 EXPENDITURES		1968 REVENUES			1968 PROPERTY TAX				
GENERAL GOVERNMENT		1968 Property Taxes Collected			262,543.99				
Governing Body & Public Boards		1968 Payments in Lieu of Taxes							
Municipal Clerk		Delinquent Tax & Lien Collections			12,703.74				
Financial Administration		1,200.00	Business Personalty Replacement Taxes			1,018.00			
Assessment of Taxes		1,760.00	Taxes from Public Utilities			25,579.29			
Collection of Taxes		1,800.00	Other Miscellaneous Tax Revenues						
Planning, Housing & Development		15.00	State Aid Revenues			9,804.00			
Elections			Federal Aid Revenues						
General Administration (other)		11,082.21	Sale of Acquired Property			20,433.71			
JUDICIARY			Other Miscellaneous Revenues			16,427.90			
Municipal Courts		800.00	Total 1968 Revenues			348,510.63			
PUBLIC SAFETY			Prior Years Surplus Appropriated			17,500.00			
Fire Protection		7,440.00	TOTAL REVENUES			366,010.63			
Police Protection		18,786.15							
Civil Defense & Disaster Control		421.60	1968 REAL PROPERTY VALUATIONS - ASSESSED						
Environmental Inspection & Control		380.00	Code Class %						
Other Public Safety			1 Vacant Land 6.76			598,655.00			
PUBLIC WORKS			2 Residential 90.94			8,051,760.00			
Streets and Drainage		21,193.27	3 Farm						
Sewers and Sewage Processing			4a Commercial 2.30			203,850.00			
Garbage and Trash Disposal		14,500.00	4b Industrial						
Public Buildings and Grounds			4c Apartments						
Other Public Works			Total Valuation 100.00			8,854,265.00			
HEALTH and WELFARE			CAPITAL DEBT AUTHORIZED, DECEMBER 31, 1968						
Health Services Except Environmental		275.00	ISSUED AND UNISSUED			GROSS DEBT			NET DEBT
Welfare-Public Assistance			School			393,902.39			
Hospitals, Clinics, First Aid		2,024.68	Self-liquidating			235,000.00			
Animal, Insect, & Rodent Control			Other						
Other Welfare Services			Total			628,902.39			
RECREATION and CONSERVATION			ISSUED AND OUTSTANDING						
Beaches and Boardwalks		3,029.36	School			356,967.58			
Parks, Playgrounds, Shade Trees		234.73	Self-liquidating			235,000.00			
Land Reclamation & Conservation			Other						
Other Recreational Services		600.00	Total			591,967.58			
EDUCATION (excluding schools)			EQUALIZED VALUATION BASIS			10,845,655.67			
Libraries			1968 CAPITAL OUTLAY						
Other Educational Services		2,939.00	Beaches and Boardwalks						
STATUTORY EXPENDITURES			Parks and Playgrounds						
Pensions & F. I. C. A.			Public Buildings and Grounds						
Employee Fringe Benefits			Vehicular Equipment						
Other Statutory Expenditures			Streets, Roads, Sidewalks, Storm Sewers						
TOTAL MUNICIPAL FUNCTIONS		88,481.00	Sewer System						
CAPITAL IMPROVEMENTS		1,000.00	Water System						
DEBT SERVICE			Other Utilities						
Principal Payments			Hospitals and Clinics						
Interest Payments			Garbage and Trash Disposal Facilities						
Other Debt Administration		6,128.26	Health Equipment						
DEFERRED CHARGES			Library and Education Facilities						
SCHOOL, COUNTY, SPECIAL DISTRICT TAXES		244,566.53	Conservation and Recreation						
RESERVE FOR UNCOLLECTED TAXES		16,212.74	Other Expenditures						
TOTAL EXPENDITURES		356,388.53							

0428		PINE HILL BORO			PER CAPITA:	PER CENT:
Population 1960	3,939	Net Valuation Taxable	6,541,683	TAX RATE:	Gross Debt 243.16	Gross Debt 8.73
Population 1968	4,840	State Equalized Value	13,856,562	General Rate Per \$100. 11.12	Net Debt 33.20	Net Debt 1.19
Moody Rating		Net Valuation on Which County Taxes are apportioned:	13,544,119	Effective Tax Rate	Debt Service 1.04	Tax Levy Collected 90.59
Land Area 4.11 Sq. Miles		State Equalization Ratio	.4721	General Rate 5.24	Total Tax Levy 144.87	Tax Levy Cancelled, Abated or Adjusted
				Municipal Functions 2.10	Municipal Functions 60.38	
1968 EXPENDITURES		1968 REVENUES		1968 PROPERTY TAX		
GENERAL GOVERNMENT		1968 Property Taxes Collected		Local District School Taxes		
Governing Body & Public Boards		1968 Payments in Lieu of Taxes		Regional & Consolidated School Taxes		
Municipal Clerk		Delinquent Tax & Lien Collections		School Taxes in Municipal Budget		
Financial Administration		Business Personalty Replacement Taxes		County Taxes		
Assessment of Taxes		Taxes from Public Utilities		County Library Taxes		
Collection of Taxes		Other Miscellaneous Tax Revenues		Local Municipal Purpose Taxes		
Planning, Housing & Development		State Aid Revenues		Veteran & Senior Citizen Taxes		
Elections		Federal Aid Revenues		Total Taxes for Rate Computation		
General Administration (other)		Sale of Acquired Property		Special District Taxes		
JUDICIARY		Other Miscellaneous Revenues		Bank Stock Taxes		
Municipal Courts		Total 1968 Revenues		Added and Omitted Taxes		
PUBLIC SAFETY		Prior Years Surplus Appropriated		Total Taxes Levied		
Fire Protection		TOTAL REVENUES		1968 TAXES COLLECTED		
Police Protection		1968 REAL PROPERTY VALUATIONS - ASSESSED		1968 Taxes Cancelled, Abated or Adjusted		
Civil Defense & Disaster Control		Code Class %		Transfer To Tax Title Liens		
Environmental Inspection & Control		1 Vacant Land 5.00		Balance Outstanding Dec. 31, 1968		
Other Public Safety		2 Residential 89.69		PRIOR YEARS TAXES OUTSTANDING		
PUBLIC WORKS		3 Farm .15		Balance January 1, 1968		
Streets and Drainage		4a Commercial 3.64		Collected in 1968		
Sewers and Sewage Processing		4b Industrial 1.12		Cancelled, Abated or Adjusted (1968)		
Garbage and Trash Disposal		4c Apartments .40		Transfers to Tax Title Liens		
Public Buildings and Grounds		Total Valuation 100.00		Balance December 31, 1968		
Other Public Works		CAPITAL DEBT AUTHORIZED, DECEMBER 31, 1968		TAX TITLE LIENS OUTSTANDING		
HEALTH and WELFARE		ISSUED AND UNISSUED		Balance January 1, 1968		
Health Services Except Environmental		School		Transfers From Taxes		
Welfare-Public Assistance		Self-liquidating		Redeemed in 1968		
Hospitals, Clinics, First Aid		Other		Cancelled, Abated or Adjusted (1968)		
Animal, Insect, & Rodent Control		Total		Balance December 31, 1968		
Other Welfare Services		ISSUED AND OUTSTANDING		PROPERTY ACQUIRED BY DEED OR FORECLOSURE		
RECREATION and CONSERVATION		School		Balance January 1, 1968		
Beaches and Boardwalks		Self-liquidating		Transfers From Liens		
Parks, Playgrounds, Shade Trees		Other		Sale for Cash (1968)		
Land Reclamation & Conservation		Total		Cancelled, Abated or Adjusted (1968)		
Other Recreational Services		EQUALIZED VALUATION BASIS		Balance December 31, 1968		
EDUCATION (excluding schools)		1968 CAPITAL OUTLAY		CURRENT FINANCES DECEMBER 31, 1968		
Libraries		Beaches and Boardwalks		ASSETS		
Other Educational Services		Parks and Playgrounds		Cash on Hand Dec. 31, 1968		
STATUTORY EXPENDITURES		Public Buildings and Grounds		Taxes Receivable		
Pensions & F. I. C. A.		Vehicular Equipment		Tax Title Liens		
Employee Fringe Benefits		Streets, Roads, Sidewalks, Storm Sewers		Foreclosed Property		
Other Statutory Expenditures		Sewer System		Emergencies & Other Deferred Charges		
TOTAL MUNICIPAL FUNCTIONS		Water System		State Aid Receivable		
CAPITAL IMPROVEMENTS		Other Utilities		Other Receivables		
DEBT SERVICE		Hospitals and Clinics		Total		
Principal Payments		Garbage and Trash Disposal Facilities		LIABILITIES		
Interest Payments		Health Equipment		Cash Liabilities		
Other Debt Administration		Library and Education Facilities		Reserves For Receivables		
DEFERRED CHARGES		Conservation and Recreation		Surplus on Hand Dec. 31, 1968		
SCHOOL, COUNTY, SPECIAL DISTRICT TAXES		Other Expenditures		Total		
RESERVE FOR UNCOLLECTED TAXES						
TOTAL EXPENDITURES						

0429		PINE VALLEY BORO				PER CAPITA:		PER CENT:	
Population 1960	20	Net Valuation Taxable	402,004	TAX RATE:		Gross Debt		Gross Debt	
Population 1968	20	State Equalized Value	1,315,888	General Rate Per \$100.	7.34	Net Debt		Net Debt	
		Net Valuation on Which County Taxes		Effective Tax Rate		Debt Service		Tax Levy Collected	99.90
Moody Rating		are apportioned:	1,314,571	General Rate	2.24	Total Tax Levy	1,522.69	Tax Levy Cancelled, Abated	
Land Area	.77 Sq. Miles	State Equalization Ratio	.3055	Municipal Functions	1.59	Municipal Functions	047.50	or Adjusted	
1968 EXPENDITURES		1968 REVENUES		1968 PROPERTY TAX					
GENERAL GOVERNMENT		1968 Property Taxes Collected		30,424.59		Local District School Taxes			
Governing Body & Public Boards		1968 Payments in Lieu of Taxes				Regional & Consolidated School Taxes			
Municipal Clerk		Delinquent Tax & Lien Collections				School Taxes in Municipal Budget			
Financial Administration	200.00	Business Personalty Replacement Taxes		277.00		County Taxes			12,828.82
Assessment of Taxes	285.60	Taxes from Public Utilities				County Library Taxes			157.57
Collection of Taxes	696.85	Other Miscellaneous Tax Revenues				Local Municipal Purpose Taxes			16,550.00
Planning, Housing & Development		State Aid Revenues				Veteran & Senior Citizen Taxes			
Elections	352.39	Federal Aid Revenues				Total Taxes for Rate Computation			29,536.39
General Administration (other)	2,173.47	Sale of Acquired Property				Special District Taxes			
JUDICIARY		Other Miscellaneous Revenues		719.45		Bank Stock Taxes			
Municipal Courts		Total 1968 Revenues		31,421.04		Added and Omitted Taxes			917.50
PUBLIC SAFETY		Prior Years Surplus Appropriated		3,770.00		Total Taxes Levied			30,453.89
Fire Protection		TOTAL REVENUES		35,191.04		1968 TAXES COLLECTED			30,424.59
Police Protection	13,182.88					1968 Taxes Cancelled, Abated or Adjusted			
Civil Defense & Disaster Control		1968 REAL PROPERTY VALUATIONS - ASSESSED				Transfer To Tax Title Liens			
Environmental Inspection & Control						Balance Outstanding Dec. 31, 1968			
Other Public Safety									
PUBLIC WORKS									
Streets and Drainage									
Sewers and Sewage Processing									
Garbage and Trash Disposal	2,100.00								
Public Buildings and Grounds									
Other Public Works									
HEALTH and WELFARE									
Health Services Except Environmental									
Welfare-Public Assistance									
Hospitals, Clinics, First Aid									
Animal, Insect, & Rodent Control									
Other Welfare Services									
RECREATION and CONSERVATION									
Beaches and Boardwalks									
Parks, Playgrounds, Shade Trees									
Land Reclamation & Conservation									
Other Recreational Services									
EDUCATION (excluding schools)									
Libraries									
Other Educational Services									
STATUTORY EXPENDITURES									
Pensions & F. I. C. A.	608.81								
Employee Fringe Benefits									
Other Statutory Expenditures									
TOTAL MUNICIPAL FUNCTIONS									
CAPITAL IMPROVEMENTS	19,600.00								
DEBT SERVICE									
Principal Payments									
Interest Payments									
Other Debt Administration									
DEFERRED CHARGES									
SCHOOL, COUNTY, SPECIAL DISTRICT TAXES	12,986.39								
RESERVE FOR UNCOLLECTED TAXES	1,350.00								
TOTAL EXPENDITURES	33,936.39								

1217		PISCATAWAY TWP				PER CAPITA:		PER CENT:	
Population 1960	19,890	Net Valuation Taxable	164,708,932	TAX RATE:		Gross Debt	601.09	Gross Debt	10.00
Population 1968	34,030	State Equalized Value	228,622,122	General Rate Per \$100.	7.04	Net Debt	171.00	Net Debt	2.84
		Net Valuation on Which County Taxes		Effective Tax Rate		Debt Service	3.32	Tax Levy Collected	96.21
Moody Rating	BAA-1	are apportioned:	235,821,680	General Rate	3.22	Total Tax Levy	223.07	Tax Levy Cancelled, Abated	
Land Area	18.90 Sq. Miles	State Equalization Ratio	.4580	Municipal Functions	1.21	Municipal Functions	81.53	or Adjusted	.04
1968 EXPENDITURES		1968 REVENUES			1968 PROPERTY TAX				
GENERAL GOVERNMENT									
Governing Body & Public Boards	700.00	1968 Property Taxes Collected			7,304,322.96				
Municipal Clerk		1968 Payments in Lieu of Taxes			49,607.52				
Financial Administration	35,100.00	Delinquent Tax & Lien Collections			277,829.42				
Assessment of Taxes	40,500.00	Business Personalty Replacement Taxes			433,050.00				
Collection of Taxes	44,750.00	Taxes from Public Utilities			538,054.92				
Planning, Housing & Development	36,150.00	Other Miscellaneous Tax Revenues							
Elections	7,000.00	State Aid Revenues			82,469.00				
General Administration (other)	226,655.00	Federal Aid Revenues							
JUDICIARY		Sale of Acquired Property							
Municipal Courts	14,965.00	Other Miscellaneous Revenues			165,513.38				
PUBLIC SAFETY		Total 1968 Revenues			8,850,847.20				
Fire Protection		Prior Years Surplus Appropriated			312,000.00				
Police Protection	559,500.00	TOTAL REVENUES			9,162,847.20				
Civil Defense & Disaster Control	8,200.00								
Environmental Inspection & Control	28,050.00								
Other Public Safety									
PUBLIC WORKS									
Streets and Drainage	389,290.00								
Sewers and Sewage Processing	46,200.00								
Garbage and Trash Disposal									
Public Buildings and Grounds	152,000.00								
Other Public Works									
HEALTH and WELFARE									
Health Services Except Environmental	51,000.00								
Welfare-Public Assistance	20,900.00								
Hospitals, Clinics, First Aid	2,000.00								
Animal, Insect, & Rodent Control									
Other Welfare Services									
RECREATION and CONSERVATION									
Beaches and Boardwalks									
Parks, Playgrounds, Shade Trees	11,400.00								
Land Reclamation & Conservation									
Other Recreational Services	62,000.00								
EDUCATION (excluding schools)									
Libraries	75,400.21								
Other Educational Services									
STATUTORY EXPENDITURES									
Pensions & F. I. C. A.	93,811.71								
Employee Fringe Benefits	35,000.00								
Other Statutory Expenditures									
TOTAL MUNICIPAL FUNCTIONS	1,940,571.92								
CAPITAL IMPROVEMENTS	300,000.00								
DEBT SERVICE									
Principal Payments	68,000.00								
Interest Payments	45,073.42								
Other Debt Administration									
DEFERRED CHARGES	58,397.42								
SCHOOL, COUNTY, SPECIAL DISTRICT TAXES	6,471,098.12								
RESERVE FOR UNCOLLECTED TAXES	362,717.12								
TOTAL EXPENDITURES	9,245,858.00								

0815
Population 1960 8,644
Population 1968 9,710

Moody Rating
Land Area 2.35 Sq. Miles

Net Valuation Taxable 11,553,162
State Equalized Value 44,366,981
Net Valuation on Which County Taxes
are apportioned: 44,334,644
State Equalization Ratio .2604

PITMAN BORO

TAX RATE:
General Rate Per \$100. 12.96
Effective Tax Rate
General Rate 3.37
Municipal Functions 1.35

PER CAPITA:

Gross Debt 359.13
Net Debt 162.96
Debt Service .89
Total Tax Levy 149.81
Municipal Functions 61.78

PER CENT:

Gross Debt 8.29
Net Debt 3.76
Tax Levy Collected 97.13
Tax Levy Cancelled, Abated
or Adjusted .04

1968 EXPENDITURES		1968 REVENUES		1968 PROPERTY TAX	
GENERAL GOVERNMENT		1968 Property Taxes Collected		Local District School Taxes	
Governing Body & Public Boards			1,413,089.96	Regional & Consolidated School Taxes	881,921.85
Municipal Clerk		1968 Payments in Lieu of Taxes		School Taxes in Municipal Budget	
Financial Administration	6,600.00	Delinquent Tax & Lien Collections	38,952.27	County Taxes	244,945.20
Assessment of Taxes	3,900.00	Business Personalty Replacement Taxes	84,814.00	County Library Taxes	
Collection of Taxes	9,200.00	Taxes from Public Utilities	86,296.06	Local Municipal Purpose Taxes	310,666.52
Planning, Housing & Development	7,500.00	Other Miscellaneous Tax Revenues		Veteran & Senior Citizen Taxes	59,330.00
Elections	1,687.50	State Aid Revenues	9,755.00	Total Taxes for Rate Computation	1,496,863.57
General Administration (other)	34,250.00	Federal Aid Revenues		Special District Taxes	
JUDICIARY		Sale of Acquired Property	4,195.50	Bank Stock Taxes	6,642.98
Municipal Courts	3,149.00	Other Miscellaneous Revenues	23,665.56	Added and Omitted Taxes	10,518.98
PUBLIC SAFETY		Total 1968 Revenues	1,660,768.35	Total Taxes Levied	1,454,695.53
Fire Protection	12,871.00	Prior Years Surplus Appropriated	58,000.00	1968 TAXES COLLECTED	1,413,089.96
Police Protection	148,792.00	TOTAL REVENUES	1,718,768.35	1968 Taxes Cancelled, Abated or Adjusted	620.00
Civil Defense & Disaster Control	4,361.56			Transfer To Tax Title Liens	2,400.00
Environmental Inspection & Control	4,300.00			Balance Outstanding Dec. 31, 1968	38,585.57
Other Public Safety	15,000.00				
PUBLIC WORKS		1968 REAL PROPERTY VALUATIONS - ASSESSED		PRIOR YEARS TAXES OUTSTANDING	
Streets and Drainage	152,388.88	Code	Class	Balance January 1, 1968	41,260.19
Sewers and Sewage Processing		1	Vacant Land	Collected in 1968	38,242.03
Garbage and Trash Disposal	17,060.00	2	Residential	Cancelled, Abated or Adjusted (1968)	
Public Buildings and Grounds	11,150.00	3	Farm	Transfers to Tax Title Liens	129.75
Other Public Works		4a	Commercial	Balance December 31, 1968	2,888.41
HEALTH and WELFARE		4b	Industrial		
Health Services Except Environmental	2,200.00	4c	Apartments		
Welfare-Public Assistance	3,850.00		Total Valuation		
Hospitals, Clinics, First Aid			100.00		
Animal, Insect, & Rodent Control		CAPITAL DEBT AUTHORIZED, DECEMBER 31, 1968		TAX TITLE LIENS OUTSTANDING	
Other Welfare Services		ISSUED AND UNISSUED		Balance January 1, 1968	11,093.04
RECREATION and CONSERVATION		School	GROSS DEBT 3,227,500.00	Transfers From Taxes	2,543.37
Beaches and Boardwalks		Self-liquidating	224,000.00	Redeemed in 1968	710.24
Parks, Playgrounds, Shade Trees		Other	35,690.55	Cancelled, Abated or Adjusted (1968)	
Land Reclamation & Conservation		Total	3,487,190.55	Balance December 31, 1968	12,926.17
Other Recreational Services				PROPERTY ACQUIRED BY DEED OR FORECLOSURE	
EDUCATION (excluding schools)		ISSUED AND OUTSTANDING		Balance January 1, 1968	18,910.50
Libraries	16,472.50	School	427,500.00	Transfers From Liens	
Other Educational Services		Self-liquidating	224,000.00	Sale for Cash (1968)	4,195.50
STATUTORY EXPENDITURES		Other	35,690.55	Cancelled, Abated or Adjusted (1968)	
Pensions & F. I. C. A.	35,301.63	Total	687,190.55	Balance December 31, 1968	14,715.00
Employee Fringe Benefits	3,600.00	EQUALIZED VALUATION BASIS	42,020,971.33	CURRENT FINANCES DECEMBER 31, 1968	
Other Statutory Expenditures		1968 CAPITAL OUTLAY	39,923.68	ASSETS	
TOTAL MUNICIPAL FUNCTIONS	506,934.07	Beaches and Boardwalks		Cash on Hand Dec. 31, 1968	148,083.63
CAPITAL IMPROVEMENTS	27,500.00	Parks and Playgrounds		Taxes Receivable	41,473.98
DEBT SERVICE		Public Buildings and Grounds		Tax Title Liens	12,926.17
Principal Payments	7,852.65	Vehicular Equipment	26,551.00	Foreclosed Property	14,715.00
Interest Payments	800.00	Streets, Roads, Sidewalks, Storm Sewers	11,157.00	Emergencies & Other Deferred Charges	
Other Debt Administration		Sewer System	115.68	State Aid Receivable	40,623.00
DEFERRED CHARGES		Water System		Other Receivables	1,145.40
SCHOOL, COUNTY, SPECIAL DISTRICT TAXES	1,126,867.05	Other Utilities		Total	258,967.18
RESERVE FOR UNCOLLECTED TAXES	56,812.28	Hospitals and Clinics		LIABILITIES	
TOTAL EXPENDITURES	1,726,766.05	Garbage and Trash Disposal Facilities		Cash Liabilities	73,500.30
		Health Equipment		Reserves For Receivables	70,260.55
		Library and Education Facilities		Surplus on Hand Dec. 31, 1968	115,206.33
		Conservation and Recreation		Total	258,967.18
		Other Expenditures	2,100.00		

171C		PITTSBGROVE TWP			PER CAPITA:		PER CENT:	
Population 1960	3,785	Net Valuation Taxable	6,356,713	TAX RATE:	Gross Debt	152.67	Gross Debt	4.13
Population 1968	4,480	State Equalized Value	18,203,645	General Rate Per \$100.	Net Debt	42.04	Net Debt	1.13
		Net Valuation on Which County Taxes		Effective Tax Rate	Debt Service	.46	Tax Levy Collected	82.46
Moody Rating		are apportioned:	17,957,807	General Rate	Total Tax Levy	107.42	Tax Levy Cancelled, Abated	
Land Area 44.50 Sq. Miles		State Equalization Ratio	.3492	Municipal Functions	Municipal Functions	55.87	or Adjusted	
1968 EXPENDITURES		1968 REVENUES			1968 PROPERTY TAX			
GENERAL GOVERNMENT		1968 Property Taxes Collected			333,377.00			
Governing Body & Public Boards		1968 Payments in Lieu of Taxes			Regional & Consolidated School Taxes			
Municipal Clerk		Delinquent Tax & Lien Collections			School Taxes in Municipal Budget			
Financial Administration	2,900.00	Business Personalty Replacement Taxes			County Taxes			
Assessment of Taxes	7,700.00	Taxes from Public Utilities			County Library Taxes			
Collection of Taxes	5,350.00	Other Miscellaneous Tax Revenues			Local Municipal Purpose Taxes			
Planning, Housing & Development	900.00	State Aid Revenues			Veteran & Senior Citizen Taxes			
Elections	1,050.00	Federal Aid Revenues			Total Taxes for Rate Computation			
General Administration (other)	15,050.00	Sale of Acquired Property			Special District Taxes			
JUDICIARY		Other Miscellaneous Revenues			Bank Stock Taxes			
Municipal Courts	3,400.00	Total 1968 Revenues			Added and Omitted Taxes			
PUBLIC SAFETY		Prior Years Surplus Appropriated			Total Taxes Levied			
Fire Protection	600.00	TOTAL REVENUES			1968 TAXES COLLECTED			
Police Protection	1,600.00	1968 REAL PROPERTY VALUATIONS - ASSESSED			1968 Taxes Cancelled, Abated or Adjusted			
Civil Defense & Disaster Control	1,500.00	Code Class %			Transfer To Tax Title Liens			
Environmental Inspection & Control	925.00	1 Vacant Land 8.56			Balance Outstanding Dec. 31, 1968			
Other Public Safety		2 Residential 42.31			PRIOR YEARS TAXES OUTSTANDING			
PUBLIC WORKS		3 Farm 34.16			Balance January 1, 1968			
Streets and Drainage	68,300.00	4a Commercial 14.97			Collected in 1968			
Sewers and Sewage Processing		4b Industrial			Cancelled, Abated or Adjusted (1968)			
Garbage and Trash Disposal	7,550.00	4c Apartments			Transfers to Tax Title Liens			
Public Buildings and Grounds	6,100.00	Total Valuation 100.00			Balance December 31, 1968			
Other Public Works		CAPITAL DEBT AUTHORIZED, DECEMBER 31, 1968			TAX TITLE LIENS OUTSTANDING			
HEALTH and WELFARE		ISSUED AND UNISSUED			Balance January 1, 1968			
Health Services Except Environmental	950.00	School			Transfers From Taxes			
Welfare-Public Assistance	3,025.00	Self-liquidating			Redeemed in 1968			
Hospitals, Clinics, First Aid	700.00	Other			Cancelled, Abated or Adjusted (1968)			
Animal, Insect, & Rodent Control	450.00	Total			Balance December 31, 1968			
Other Welfare Services		ISSUED AND OUTSTANDING			PROPERTY ACQUIRED BY DEED OR FORECLOSURE			
RECREATION and CONSERVATION		School			Balance January 1, 1968			
Beaches and Boardwalks		Self-liquidating			Transfers From Liens			
Parks, Playgrounds, Shade Trees		Other			Sale for Cash (1968)			
Land Reclamation & Conservation		Total			Cancelled, Abated or Adjusted (1968)			
Other Recreational Services	150.00	EQUALIZED VALUATION BASIS			Balance December 31, 1968			
EDUCATION (excluding schools)		1968 CAPITAL OUTLAY			CURRENT FINANCES DECEMBER 31, 1968			
Libraries		Beaches and Boardwalks			ASSETS			
Other Educational Services		Parks and Playgrounds			Cash on Hand Dec. 31, 1968			
STATUTORY EXPENDITURES		Public Buildings and Grounds			Taxes Receivable			
Pensions & F. I. C. A.	2,000.00	Vehicular Equipment			Tax Title Liens			
Employee Fringe Benefits	1,000.00	Streets, Roads, Sidewalks, Storm Sewers			Foreclosed Property			
Other Statutory Expenditures		Sewer System			Emergencies & Other Deferred Charges			
TOTAL MUNICIPAL FUNCTIONS	131,200.00	Water System			State Aid Receivable			
CAPITAL IMPROVEMENTS		Other Utilities			Other Receivables			
DEBT SERVICE		Hospitals and Clinics			Total			
Principal Payments	2,100.00	Garbage and Trash Disposal Facilities			LIABILITIES			
Interest Payments		Health Equipment			Cash Liabilities			
Other Debt Administration	25,000.00	Library and Education Facilities			Reserves For Receivables			
DEFERRED CHARGES		Conservation and Recreation			Surplus on Hand Dec. 31, 1968			
SCHOOL, COUNTY, SPECIAL DISTRICT TAXES	477,717.04	Other Expenditures			Total			
RESERVE FOR UNCOLLECTED TAXES	92,000.00							
TOTAL EXPENDITURES	728,017.04							

2012		PLAINFIELD CITY				PER CAPITA:		PER CENT:			
Population 1960	45,330	Net Valuation Taxable	130,703,200	TAX RATE:		Gross Debt	413.17	Gross Debt	7.95		
Population 1968	50,130	State Equalized Value	276,503,490	General Rate Per \$100.		Net Debt	205.34	Net Debt	3.95		
		Net Valuation on Which County Taxes		Effective Tax Rate		Debt Service	19.22	Tax Levy Collected	94.65		
Moody Rating	A	are apportioned:	275,721,326	General Rate		Total Tax Levy	235.17	Tax Levy Cancelled, Abated			
Land Area	6.00 Sq. Miles	State Equalization Ratio	.4727	Municipal Functions		Municipal Functions	145.84	or Adjusted	.34		
1968 EXPENDITURES		1968 REVENUES			1968 PROPERTY TAX						
GENERAL GOVERNMENT											
Governing Body & Public Boards	59,645.00	1968 Property Taxes Collected			11,159,613.30	Local District School Taxes				6,316,289.00	
Municipal Clerk	49,760.00	1968 Payments in Lieu of Taxes			60,694.08	Regional & Consolidated School Taxes					
Financial Administration	77,516.00	Delinquent Tax & Lien Collections			454,668.89	School Taxes in Municipal Budget				453,752.00	
Assessment of Taxes	38,970.00	Business Personalty Replacement Taxes			588,770.00	County Taxes				1,130,219.52	
Collection of Taxes	37,541.00	Taxes from Public Utilities			614,542.99	County Library Taxes					
Planning, Housing & Development	35,751.00	Other Miscellaneous Tax Revenues				Local Municipal Purpose Taxes				3,823,447.47	
Elections	4,455.00	State Aid Revenues			274,298.85	Veteran & Senior Citizen Taxes				182,280.00	
General Administration (other)	371,661.00	Federal Aid Revenues				Total Taxes for Rate Computation				11,905,987.99	
JUDICIARY		Sale of Acquired Property				Special District Taxes					
Municipal Courts	41,205.00	Other Miscellaneous Revenues			538,720.80	Bank Stock Taxes				34,097.14	
PUBLIC SAFETY		Total 1968 Revenues			13,691,308.91	Added and Omitted Taxes				31,644.99	
Fire Protection	1,200,978.91	Prior Years Surplus Appropriated			630,000.00	Total Taxes Levied				11,789,450.12	
Police Protection	1,185,388.00	TOTAL REVENUES			14,321,308.91	1968 TAXES COLLECTED				11,159,613.30	
Civil Defense & Disaster Control	12,650.00					1968 Taxes Cancelled, Abated or Adjusted				40,840.08	
Environmental Inspection & Control	69,915.00	1968 REAL PROPERTY VALUATIONS - ASSESSED				Transfer To Tax Title Liens				20,110.43	
Other Public Safety	72,390.00					Balance Outstanding Dec. 31, 1968				569,959.84	
PUBLIC WORKS		Code	Class	%							
Streets and Drainage	600,361.00	1	Vacant Land	1.47	1,865,400.00	PRIOR YEARS TAXES OUTSTANDING					
Sewers and Sewage Processing	242,436.00	2	Residential	65.54	82,951,600.00	Balance January 1, 1968				489,408.89	
Garbage and Trash Disposal		3	Farm	.02	20,600.00	Collected in 1968				451,652.88	
Public Buildings and Grounds	47,474.00	4a	Commercial	19.85	25,128,500.00	Cancelled, Abated or Adjusted (1968)				11,980.98	
Other Public Works		4b	Industrial	3.54	4,478,700.00	Transfers to Tax Title Liens				7,479.90	
HEALTH and WELFARE		4c	Apartments	9.58	12,123,700.00	Balance December 31, 1968				18,295.13	
Health Services Except Environmental	126,563.01	Total Valuation			100.00	126,568,500.00					
Welfare-Public Assistance	124,755.00	CAPITAL DEBT AUTHORIZED, DECEMBER 31, 1968				TAX TITLE LIENS OUTSTANDING					
Hospitals, Clinics, First Aid	77,500.00	ISSUED AND UNISSUED				Balance January 1, 1968				26,164.13	
Animal, Insect, & Rodent Control		School			12,381,600.00	1,963,022.51	Transfers From Taxes				28,433.53
Other Welfare Services		Self-liquidating			4,165,369.92	4,165,369.92	Redeemed in 1968				3,016.01
RECREATION and CONSERVATION		Other			16,546,969.92	6,128,392.43	Cancelled, Abated or Adjusted (1968)				473.21
Beaches and Boardwalks		Total					Balance December 31, 1968				51,108.44
Parks, Playgrounds, Shade Trees	234,543.00	ISSUED AND OUTSTANDING					PROPERTY ACQUIRED BY DEED OR FORECLOSURE				
Land Reclamation & Conservation		School			7,562,000.00		Balance January 1, 1968				57,200.00
Other Recreational Services	3,000.00	Self-liquidating			3,156,000.00		Transfers From Liens				
EDUCATION (excluding schools)		Other			10,718,000.00		Sale for Cash (1968)				
Libraries	200,000.00	Total					Cancelled, Abated or Adjusted (1968)				
Other Educational Services		EQUALIZED VALUATION BASIS			260,464,437.33		Balance December 31, 1968				57,200.00
STATUTORY EXPENDITURES		1968 CAPITAL OUTLAY			3,227,929.76		CURRENT FINANCES DECEMBER 31, 1968				
Pensions & F. I. C. A.	467,144.82	Beaches and Boardwalks			111,768.37		ASSETS				
Employee Fringe Benefits	30,500.00	Parks and Playgrounds			2,730,340.84		Cash on Hand Dec. 31, 1968				1,911,583.29
Other Statutory Expenditures		Public Buildings and Grounds					Taxes Receivable				588,254.97
TOTAL MUNICIPAL FUNCTIONS	5,412,102.74	Vehicular Equipment			149,116.27		Tax Title Liens				51,108.44
CAPITAL IMPROVEMENTS	14,000.00	Streets, Roads, Sidewalks, Storm Sewers			11,433.77		Foreclosed Property				57,200.00
DEBT SERVICE		Sewer System					Emergencies & Other Deferred Charges				12,950.00
Principal Payments	594,000.00	Water System					State Aid Receivable				159,540.36
Interest Payments	369,730.50	Other Utilities					Other Receivables				258,604.13
Other Debt Administration		Hospitals and Clinics					Total				3,039,241.19
DEFERRED CHARGES	154,525.98	Garbage and Trash Disposal Facilities					LIABILITIES				
SCHOOL, COUNTY, SPECIAL DISTRICT TAXES	7,900,260.52	Health Equipment			225,270.51		Cash Liabilities				718,161.84
RESERVE FOR UNCOLLECTED TAXES	766,921.07	Library and Education Facilities					Reserves For Receivables				955,167.54
TOTAL EXPENDITURES	15,211,540.81	Conservation and Recreation					Surplus on Hand Dec. 31, 1968				1,365,911.81
		Other Expenditures					Total				3,039,241.19

1218		PLAINSBORO TWP			PER CAPITA:		PER CENT:		
Population 1960	1,171	Net Valuation Taxable	9,016,674	TAX RATE:	Gross Debt	154.34	Gross Debt	1.57	
Population 1968	1,840	State Equalized Value	17,545,580	General Rate Per \$100.	Net Debt	35.32	Net Debt	.35	
		Net Valuation on Which County Taxes		Effective Tax Rate	Debt Service	.27	Tax Levy Collected	98.76	
Moody Rating		are apportioned:	22,060,664	General Rate	Total Tax Levy	188.76	Tax Levy Cancelled, Abated		
Land Area	11.70 Sq. Miles	State Equalization Ratio	.5139	Municipal Functions	Municipal Functions	83.69	or Adjusted		
1968 EXPENDITURES		1968 REVENUES			1968 PROPERTY TAX				
GENERAL GOVERNMENT		1968 Property Taxes Collected			221,918.00				
Governing Body & Public Boards		1968 Payments in Lieu of Taxes							
Municipal Clerk		Delinquent Tax & Lien Collections							
Financial Administration		1,900.00	2,219.69			Regional & Consolidated School Taxes			
Assessment of Taxes		3,400.00	43,560.00			School Taxes in Municipal Budget			
Collection of Taxes		3,492.75	68,573.16			County Taxes			
Planning, Housing & Development		3,257.25	17,193.00			County Library Taxes			
Elections		400.00				Local Municipal Purpose Taxes			
General Administration (other)		17,600.00				Veteran & Senior Citizen Taxes			
JUDICIARY			Federal Aid Revenues			Total Taxes for Rate Computation			
Municipal Courts		4,950.00	Sale of Acquired Property			Special District Taxes			
PUBLIC SAFETY			Other Miscellaneous Revenues			Bank Stock Taxes			
Fire Protection		6,000.00	Total 1968 Revenues			Added and Omitted Taxes			
Police Protection		3,200.00	Prior Years Surplus Appropriated			Total Taxes Levied			
Civil Defense & Disaster Control		100.00	TOTAL REVENUES			1968 TAXES COLLECTED			
Environmental Inspection & Control			1968 REAL PROPERTY VALUATIONS - ASSESSED			1968 Taxes Cancelled, Abated or Adjusted			
Other Public Safety			Code Class %			Transfer To Tax Title Liens			
PUBLIC WORKS			1 Vacant Land .56			Balance Outstanding Dec. 31, 1968			
Streets and Drainage		42,500.00	2 Residential 22.30			PRIOR YEARS TAXES OUTSTANDING			
Sewers and Sewage Processing			3 Farm 20.44			Balance January 1, 1968			
Garbage and Trash Disposal		11,500.00	4a Commercial 5.03			Collected in 1968			
Public Buildings and Grounds		2,000.00	4b Industrial 43.92			Cancelled, Abated or Adjusted (1968)			
Other Public Works			4c Apartments 7.76			Transfers to Tax Title Liens			
HEALTH and WELFARE			Total Valuation 100.01			Balance December 31, 1968			
Health Services Except Environmental		1,900.00	CAPITAL DEBT AUTHORIZED, DECEMBER 31, 1968			TAX TITLE LIENS OUTSTANDING			
Welfare-Public Assistance		2,600.00	ISSUED AND UNISSUED			Balance January 1, 1968			
Hospitals, Clinics, First Aid		200.00	School			Transfers From Taxes			
Animal, Insect, & Rodent Control		600.00	Self-liquidating			Redeemed in 1968			
Other Welfare Services			Other			Cancelled, Abated or Adjusted (1968)			
RECREATION and CONSERVATION			Total			Balance December 31, 1968			
Beaches and Boardwalks			ISSUED AND OUTSTANDING			PROPERTY ACQUIRED BY DEED OR FORECLOSURE			
Parks, Playgrounds, Shade Trees		10,000.00	School			Balance January 1, 1968			
Land Reclamation & Conservation			Self-liquidating			Transfers From Liens			
Other Recreational Services			Other			Sale for Cash (1968)			
EDUCATION (excluding schools)			Total			Cancelled, Abated or Adjusted (1968)			
Libraries		100.00	EQUALIZED VALUATION BASIS			Balance December 31, 1968			
Other Educational Services		18,000.00	1968 CAPITAL OUTLAY			CURRENT FINANCES DECEMBER 31, 1968			
STATUTORY EXPENDITURES			Beaches and Boardwalks			ASSETS			
Pensions & F. I. C. A.		800.00	Parks and Playgrounds			Cash on Hand Dec. 31, 1968			
Employee Fringe Benefits			Public Buildings and Grounds			Taxes Receivable			
Other Statutory Expenditures			Vehicular Equipment			Tax Title Liens			
TOTAL MUNICIPAL FUNCTIONS		134,500.00	Streets, Roads, Sidewalks, Storm Sewers			Foreclosed Property			
CAPITAL IMPROVEMENTS			Sewer System			Emergencies & Other Deferred Charges			
DEBT SERVICE			Water System			State Aid Receivable			
Principal Payments			Other Utilities			Other Receivables			
Interest Payments		500.00	Hospitals and Clinics			Total			
Other Debt Administration			Garbage and Trash Disposal Facilities			LIABILITIES			
DEFERRED CHARGES			Health Equipment			Cash Liabilities			
SCHOOL, COUNTY, SPECIAL DISTRICT TAXES		335,632.26	Library and Education Facilities			Reserves For Receivables			
RESERVE FOR UNCOLLECTED TAXES		19,000.00	Conservation and Recreation			Surplus on Hand Dec. 31, 1968			
TOTAL EXPENDITURES		489,632.26	Other Expenditures			Total			

0119		PLEASANTVILLE CITY				PER CAPITA:		PER CENT:			
Population 1960	15,172	Net Valuation Taxable	25,741,706	TAX RATE:		Gross Debt	106.41	Gross Debt	3.83		
Population 1968	15,970	State Equalized Value	48,070,412	General Rate Per \$100.	8.87	Net Debt	45.71	Net Debt	1.64		
		Net Valuation on Which County Taxes		Effective Tax Rate		Debt Service	3.31	Tax Levy Collected	86.80		
Moody Rating		are apportioned:	46,205,515	General Rate	4.74	Total Tax Levy	137.23	Tax Levy Cancelled, Abated			
Land Area	5.80 Sq. Miles	State Equalization Ratio	.5355	Municipal Functions	3.72	Municipal Functions	11.97	or Adjusted	.20		
1968 EXPENDITURES		1968 REVENUES			1968 PROPERTY TAX						
GENERAL GOVERNMENT		1968 Property Taxes Collected			1,902,528.52	Local District School Taxes				650,744.75	
Governing Body & Public Boards		1968 Payments in Lieu of Taxes			34,265.23	Regional & Consolidated School Taxes					
Municipal Clerk		Delinquent Tax & Lien Collections			232,009.57	School Taxes in Municipal Budget				11,343.88	
Financial Administration		11,925.00	Business Personalty Replacement Taxes			79,820.00	County Taxes				375,586.17
Assessment of Taxes		22,500.00	Taxes from Public Utilities			216,282.09	County Library Taxes				3,803.41
Collection of Taxes		32,800.00	Other Miscellaneous Tax Revenues				Local Municipal Purpose Taxes				1,147,271.38
Planning, Housing & Development		9,400.00	State Aid Revenues			23,385.87	Veteran & Senior Citizen Taxes				92,000.00
Elections		3,600.00	Federal Aid Revenues				Total Taxes for Rate Computation				2,280,749.59
General Administration (other)		142,300.00	Sale of Acquired Property			11,300.00	Special District Taxes				
JUDICIARY			Other Miscellaneous Revenues			106,668.31	Bank Stock Taxes				2,868.31
Municipal Courts		13,000.00	Total 1968 Revenues			2,606,259.59	Added and Omitted Taxes				
PUBLIC SAFETY			Prior Years Surplus Appropriated			100,000.00	Total Taxes Levied				2,191,617.90
Fire Protection		190,172.00	TOTAL REVENUES			2,706,259.59	1968 TAXES COLLECTED				1,902,528.52
Police Protection		278,000.00	1968 REAL PROPERTY VALUATIONS - ASSESSED				1968 Taxes Cancelled, Abated or Adjusted				4,400.95
Civil Defense & Disaster Control		3,600.00	Code Class %				Transfer To Tax Title Liens				88,678.83
Environmental Inspection & Control		13,128.00	1 Vacant Land 4.41			1,070,755.00	Balance Outstanding Dec. 31, 1968				196,779.45
Other Public Safety			2 Residential 68.67			16,657,325.00	PRIOR YEARS TAXES OUTSTANDING				
PUBLIC WORKS			3 Farm				Balance January 1, 1968				311,424.61
Streets and Drainage		327,322.22	4a Commercial 21.45			5,203,245.00	Collected in 1968				182,531.77
Sewers and Sewage Processing			4b Industrial 1.27			309,000.00	Cancelled, Abated or Adjusted (1968)				
Garbage and Trash Disposal		9,000.00	4c Apartments 4.18			1,015,000.00	Transfers to Tax Title Liens				
Public Buildings and Grounds		41,634.96	Total Valuation 99.98			24,255,325.00	Balance December 31, 1968				128,892.84
Other Public Works			CAPITAL DEBT AUTHORIZED, DECEMBER 31, 1968				TAX TITLE LIENS OUTSTANDING				
HEALTH and WELFARE			ISSUED AND UNISSUED GROSS DEBT NET DEBT				Balance January 1, 1968				590,859.71
Health Services Except Environmental		11,000.00	School 15,000.00				Transfers From Taxes				91,051.06
Welfare-Public Assistance		20,800.00	Self-liquidating 1,601,500.00			647,099.00	Redeemed in 1968				49,477.80
Hospitals, Clinics, First Aid		14,000.00	Other 83,000.00			83,000.00	Cancelled, Abated or Adjusted (1968)				50,847.60
Animal, Insect, & Rodent Control		11,900.00	Total 1,699,500.00			730,099.00	Balance December 31, 1968				581,585.37
Other Welfare Services			ISSUED AND OUTSTANDING				PROPERTY ACQUIRED BY DEED OR FORECLOSURE				
RECREATION and CONSERVATION			School 15,000.00				Balance January 1, 1968				308,700.75
Beaches and Boardwalks			Self-liquidating 1,573,000.00			1,573,000.00	Transfers From Liens				49,584.28
Parks, Playgrounds, Shade Trees			Other 83,000.00			83,000.00	Sale for Cash (1968)				11,300.00
Land Reclamation & Conservation			Total 1,671,000.00			1,671,000.00	Cancelled, Abated or Adjusted (1968)				
Other Recreational Services			EQUALIZED VALUATION BASIS			44,290,119.67	Balance December 31, 1968				346,985.03
EDUCATION (excluding schools)			1968 CAPITAL OUTLAY			62,791.52	CURRENT FINANCES DECEMBER 31, 1968				
Libraries			Beaches and Boardwalks				ASSETS				
Other Educational Services			Parks and Playgrounds				Cash on Hand Dec. 31, 1968				349,138.84
STATUTORY EXPENDITURES			Public Buildings and Grounds			59,256.92	Taxes Receivable				325,672.29
Pensions & F. I. C. A.		96,726.73	Vehicular Equipment				Tax Title Liens				581,585.37
Employee Fringe Benefits		50,000.00	Streets, Roads, Sidewalks, Storm Sewers				Foreclosed Property				346,985.03
Other Statutory Expenditures			Sewer System			3,534.60	Emergencies & Other Deferred Charges				6,000.00
TOTAL MUNICIPAL FUNCTIONS		1,372,373.95	Water System				State Aid Receivable				39,504.00
CAPITAL IMPROVEMENTS			Other Utilities				Other Receivables				4,978.65
DEBT SERVICE			Hospitals and Clinics				Total				1,653,864.18
Principal Payments		49,000.00	Garbage and Trash Disposal Facilities				LIABILITIES				
Interest Payments		3,950.25	Health Equipment				Cash Liabilities				67,873.53
Other Debt Administration			Library and Education Facilities				Reserves For Receivables				1,259,221.34
DEFERRED CHARGES		18,200.00	Conservation and Recreation				Surplus on Hand Dec. 31, 1968				326,769.31
SCHOOL, COUNTY, SPECIAL DISTRICT TAXES		1,041,478.21	Other Expenditures				Total				1,653,864.18
RESERVE FOR UNCOLLECTED TAXES		344,772.53									
TOTAL EXPENDITURES		2,829,774.94									

1523		PLUMSTED TWP		PER CAPITA:		PER CENT:	
Population 1960	3,281	Net Valuation Taxable	15,491,191	TAX RATE:	Gross Debt 90.57	Gross Debt	2.74
Population 1968	4,140	State Equalized Value	15,525,346	General Rate Per \$100.	Net Debt	Net Debt	
		Net Valuation on Which County Taxes		Effective Tax Rate	Debt Service	Tax Levy Collected	82.40
Moody Rating		are apportioned:	15,434,503	General Rate	Total Tax Levy 100.59	Tax Levy Cancelled, Abated	
Land Area 40.70 Sq. Miles		State Equalization Ratio	.9978	Municipal Functions	Municipal Functions 41.28	or Adjusted	
1968 EXPENDITURES		1968 REVENUES		1968 PROPERTY TAX			
GENERAL GOVERNMENT							
Governing Body & Public Boards		1968 Property Taxes Collected		343,174.67		Local District School Taxes	
Municipal Clerk		1968 Payments in Lieu of Taxes				Regional & Consolidated School Taxes	
Financial Administration		Delinquent Tax & Lien Collections		63,381.19		School Taxes in Municipal Budget	
Assessment of Taxes		Business Personalty Replacement Taxes		8,467.00		County Taxes	
Collection of Taxes		Taxes from Public Utilities		43,538.51		County Library Taxes	
Planning, Housing & Development		Other Miscellaneous Tax Revenues				Local Municipal Purpose Taxes	
Elections		State Aid Revenues		5,456.00		Veteran & Senior Citizen Taxes	
General Administration (other)		Federal Aid Revenues				Total Taxes for Rate Computation	
JUDICIARY		Sale of Acquired Property				Special District Taxes	
Municipal Courts		Other Miscellaneous Revenues		22,115.23		Bank Stock Taxes	
PUBLIC SAFETY		Total 1968 Revenues		486,132.60		Added and Omitted Taxes	
Fire Protection		Prior Years Surplus Appropriated		23,300.00		Total Taxes Levied	
Police Protection		TOTAL REVENUES		509,432.60		1968 TAXES COLLECTED	
Civil Defense & Disaster Control						1968 Taxes Cancelled, Abated or Adjusted	
Environmental Inspection & Control						Transfer To Tax Title Liens	
Other Public Safety						Balance Outstanding Dec. 31, 1968	
PUBLIC WORKS		1968 REAL PROPERTY VALUATIONS - ASSESSED					
Streets and Drainage		Code Class %		409,200.00		PRIOR YEARS TAXES OUTSTANDING	
Sewers and Sewage Processing		1 Vacant Land 2.84				Balance January 1, 1968	
Garbage and Trash Disposal		2 Residential 72.69		10,481,950.00		Collected in 1968	
Public Buildings and Grounds		3 Farm 16.15		2,328,550.00		Cancelled, Abated or Adjusted (1968)	
Other Public Works		4a Commercial 7.66		1,104,000.00		Transfers to Tax Title Liens	
HEALTH and WELFARE		4b Industrial				Balance December 31, 1968	
Health Services Except Environmental		4c Apartments .67		96,400.00		TAX TITLE LIENS OUTSTANDING	
Welfare-Public Assistance		Total Valuation 100.01		14,420,100.00		Balance January 1, 1968	
Hospitals, Clinics, First Aid		CAPITAL DEBT AUTHORIZED, DECEMBER 31, 1968				Transfers From Taxes	
Animal, Insect, & Rodent Control		ISSUED AND UNISSUED		GROSS DEBT 375,000.00		Redeemed in 1968	
Other Welfare Services		School				Cancelled, Abated or Adjusted (1968)	
RECREATION and CONSERVATION		Self-liquidating				Balance December 31, 1968	
Beaches and Boardwalks		Other		375,000.00		PROPERTY ACQUIRED BY DEED OR	
Parks, Playgrounds, Shade Trees		Total				FORECLOSURE	
Land Reclamation & Conservation		ISSUED AND OUTSTANDING				Balance January 1, 1968	
Other Recreational Services		School		375,000.00		Transfers From Liens	
EDUCATION (excluding schools)		Self-liquidating				Sale for Cash (1968)	
Libraries		Other				Cancelled, Abated or Adjusted (1968)	
Other Educational Services		Total		375,000.00		Balance December 31, 1968	
STATUTORY EXPENDITURES		EQUALIZED VALUATION BASIS		13,671,625.00		CURRENT FINANCES DECEMBER 31, 1968	
Pensions & F. I. C. A.		1968 CAPITAL OUTLAY				ASSETS	
Employee Fringe Benefits		Beaches and Boardwalks				Cash on Hand Dec. 31, 1968	
Other Statutory Expenditures		Parks and Playgrounds				Taxes Receivable	
TOTAL MUNICIPAL FUNCTIONS		Public Buildings and Grounds				Tax Title Liens	
CAPITAL IMPROVEMENTS		Vehicular Equipment				Foreclosed Property	
DEBT SERVICE		Streets, Roads, Sidewalks, Storm Sewers				Emergencies & Other Deferred Charges	
Principal Payments		Sewer System				State Aid Receivable	
Interest Payments		Water System				Other Receivables	
Other Debt Administration		Other Utilities				Total	
DEFERRED CHARGES		Hospitals and Clinics				LIABILITIES	
SCHOOL, COUNTY, SPECIAL DISTRICT TAXES		Garbage and Trash Disposal Facilities				Cash Liabilities	
RESERVE FOR UNCOLLECTED TAXES		Health Equipment				Reserves For Receivables	
		Library and Education Facilities				Surplus on Hand Dec. 31, 1968	
		Conservation and Recreation				Total	
TOTAL EXPENDITURES		Other Expenditures					

2120		POHATCONG TWP			PER CAPITA:		PER CENT:	
Population 1960	3,543	Net Valuation Taxable	17,162,899	TAX RATE:	Gross Debt	244.94	Gross Debt	4.51
Population 1968	3,960	State Equalized Value	23,507,600	General Rate Per \$100.	Net Debt	234.84	Net Debt	4.32
		Net Valuation on Which County Taxes		Effective Tax Rate	Debt Service		Tax Levy Collected	92.57
Moody Rating		are apportioned:	23,493,849	General Rate	Total Tax Levy	144.54	Tax Levy Cancelled, Abated	
Land Area	14.08 Sq. Miles	State Equalization Ratio	.7301	Municipal Functions	Municipal Functions	46.85	or Adjusted	.09
1968 EXPENDITURES		1968 REVENUES			1968 PROPERTY TAX			
GENERAL GOVERNMENT		1968 Property Taxes Collected			Local District School Taxes			
Governing Body & Public Boards		1968 Payments in Lieu of Taxes			Regional & Consolidated School Taxes			
Municipal Clerk	2,050.00	Delinquent Tax & Lien Collections			School Taxes in Municipal Budget			
Financial Administration	6,350.00	Business Personalty Replacement Taxes			County Taxes			
Assessment of Taxes	2,800.00	Taxes from Public Utilities			County Library Taxes			
Collection of Taxes	2,200.00	Other Miscellaneous Tax Revenues			Local Municipal Purpose Taxes			
Planning, Housing & Development	11,000.00	State Aid Revenues			Veteran & Senior Citizen Taxes			
Elections		Federal Aid Revenues			Total Taxes for Rate Computation			
General Administration (other)	1,900.00	Sale of Acquired Property			Special District Taxes			
JUDICIARY		Other Miscellaneous Revenues			Bank Stock Taxes			
Municipal Courts	13,450.00	Total 1968 Revenues			Added and Omitted Taxes			
PUBLIC SAFETY	18,200.00	Prior Years Surplus Appropriated			Total Taxes Levied			
Fire Protection	1,000.00	TOTAL REVENUES			1968 TAXES COLLECTED			
Police Protection		1968 REAL PROPERTY VALUATIONS - ASSESSED			1968 Taxes Cancelled, Abated or Adjusted			
Civil Defense & Disaster Control		Code Class %			Transfer To Tax Title Liens			
Environmental Inspection & Control		1 Vacant Land 1.34			Balance Outstanding Dec. 31, 1968			
Other Public Safety		2 Residential 69.89			PRIOR YEARS TAXES OUTSTANDING			
PUBLIC WORKS	54,500.00	3 Farm 9.80			Balance January 1, 1968			
Streets and Drainage		4a Commercial 14.86			Collected in 1968			
Sewers and Wastage Processing		4b Industrial 3.88			Cancelled, Abated or Adjusted (1968)			
Garbage and Trash Disposal	6,000.00	4c Apartments .23			Transfers to Tax Title Liens			
Public Buildings and Grounds		Total Valuation 100.00			Balance December 31, 1968			
Other Public Works		CAPITAL DEBT AUTHORIZED, DECEMBER 31, 1968			TAX TITLE LIENS OUTSTANDING			
HEALTH and WELFARE	7,450.00	ISSUED AND UNISSUED			Balance January 1, 1968			
Health Services Except Environmental	1,050.00	GROSS DEBT			Transfers From Taxes			
Welfare-Public Assistance	200.00	NET DEBT			Redeemed in 1968			
Hospitals, Clinics, First Aid		Self-liquidating			Cancelled, Abated or Adjusted (1968)			
Animal, Insect, & Rodent Control		Other			Balance December 31, 1968			
Other Welfare Services		Total			PROPERTY ACQUIRED BY DEED OR FORECLOSURE			
RECREATION and CONSERVATION	3,000.00	ISSUED AND OUTSTANDING			Balance January 1, 1968			
Beaches and Boardwalks		School			Transfers From Liens			
Parks, Playgrounds, Shade Trees		Self-liquidating			Sale for Cash (1968)			
Land Reclamation & Conservation		Other			Cancelled, Abated or Adjusted (1968)			
Other Recreational Services		Total			Balance December 31, 1968			
EDUCATION (excluding schools)		EQUALIZED VALUATION BASIS			CURRENT FINANCES DECEMBER 31, 1968			
Libraries		1968 CAPITAL OUTLAY			ASSETS			
Other Educational Services		Beaches and Boardwalks			Cash on Hand Dec. 31, 1968			
STATUTORY EXPENDITURES	2,600.00	Parks and Playgrounds			Taxes Receivable			
Pensions & F. I. C. A.	1,500.00	Public Buildings and Grounds			Tax Title Liens			
Employee Fringe Benefits		Vehicular Equipment			Foreclosed Property			
Other Statutory Expenditures		Streets, Roads, Sidewalks, Storm Sewers			Emergencies & Other Deferred Charges			
TOTAL MUNICIPAL FUNCTIONS	135,250.00	Sewer System			State Aid Receivable			
CAPITAL IMPROVEMENTS		Water System			Other Receivables			
DEBT SERVICE	24.10	Other Utilities			Total			
Principal Payments		Hospitals and Clinics			LIABILITIES			
Interest Payments		Garbage and Trash Disposal Facilities			Cash Liabilities			
Other Debt Administration		Health Equipment			Reserves For Receivables			
DEFERRED CHARGES		Library and Education Facilities			Surplus on Hand Dec. 31, 1968			
SCHOOL, COUNTY, SPECIAL DISTRICT TAXES	543,063.51	Conservation and Recreation			Total			
RESERVE FOR UNCOLLECTED TAXES	50,270.00	Other Expenditures						
TOTAL EXPENDITURES	728,607.61							

1524		POINT PLEASANT BORO			PER CAPITA:		PER CENT:	
Population 1960	10,182	Net Valuation Taxable	88,318,560	TAX RATE:	Gross Debt	283.16	Gross Debt	4.32
Population 1968	13,540	State Equalized Value	96,165,679	General Rate Per \$100.	Net Debt	8.86	Net Debt	.13
		Net Valuation on Which County Taxes		Effective Tax Rate	Debt Service	.91	Tax Levy Collected	95.97
Moody Rating	BA	are apportioned:	94,335,050	General Rate	Total Tax Levy	215.93	Tax Levy Cancelled, Abated	
Land Area	3.60 Sq. Miles	State Equalization Ratio	.9184	Municipal Functions	Municipal Functions	77.46	or Adjusted	.12
1968 EXPENDITURES		1968 REVENUES			1968 PROPERTY TAX			
GENERAL GOVERNMENT		1968 Property Taxes Collected			2,805,991.12			
Governing Body & Public Boards		1968 Payments in Lieu of Taxes			119,396.82			
Municipal Clerk		Delinquent Tax & Lien Collections			39,191.00			
Financial Administration	8,979.11	Business Personalty Replacement Taxes			162,918.42			
Assessment of Taxes	23,900.00	Taxes from Public Utilities			14,453.25			
Collection of Taxes	35,300.00	Other Miscellaneous Tax Revenues			136,098.38			
Planning, Housing & Development	4,200.00	State Aid Revenues			3,278,048.99			
Elections		Federal Aid Revenues			227,000.00			
General Administration (other)	61,250.00	Sale of Acquired Property			3,505,048.99			
JUDICIARY		Other Miscellaneous Revenues			Total 1968 Revenues			
Municipal Courts	10,900.00	Total 1968 Revenues			Prior Years Surplus Appropriated			
PUBLIC SAFETY		Prior Years Surplus Appropriated			TOTAL REVENUES			
Fire Protection	29,300.00	1968 REAL PROPERTY VALUATIONS - ASSESSED			Code Class %			
Police Protection	217,760.00	1			2			
Civil Defense & Disaster Control	3,315.43	2			3			
Environmental Inspection & Control	14,557.21	3a			4a			
Other Public Safety		4b			4c			
PUBLIC WORKS		Total Valuation			CAPITAL DEBT AUTHORIZED, DECEMBER 31, 1968			
Streets and Drainage	124,455.28	ISSUED AND UNISSUED			GROSS DEBT			
Sewers and Sewage Processing		School			2,898,000.00			
Garbage and Trash Disposal	93,148.32	Self-liquidating			816,000.00			
Public Buildings and Grounds	23,085.26	Other			120,000.00			
Other Public Works		Total			3,834,000.00			
HEALTH and WELFARE		ISSUED AND OUTSTANDING			NET DEBT			
Health Services Except Environmental	11,100.00	School			2,898,000.00			
Welfare-Public Assistance	3,000.00	Self-liquidating			786,000.00			
Hospitals, Clinics, First Aid	1,200.00	Other			60,000.00			
Animal, Insect, & Rodent Control	2,600.00	Total			3,744,000.00			
Other Welfare Services		EQUALIZED VALUATION BASIS			88,681,718.33			
RECREATION and CONSERVATION		1968 CAPITAL OUTLAY			509,365.03			
Beaches and Boardwalks	5,364.74	Beaches and Boardwalks			30,150.00			
Parks, Playgrounds, Shade Trees		Parks and Playgrounds			12,342.00			
Land Reclamation & Conservation		Public Buildings and Grounds			446,496.14			
Other Recreational Services	22,750.00	Vehicular Equipment			Total			
EDUCATION (excluding schools)		Streets, Roads, Sidewalks, Storm Sewers			LIABILITIES			
Libraries	3,000.00	Sewer System			Cash Liabilities			
Other Educational Services		Water System			1,071,940.73			
STATUTORY EXPENDITURES		Other Utilities			Reserves For Receivables			
Pensions & F. I. C. A.	41,139.94	Hospitals and Clinics			297,507.68			
Employee Fringe Benefits	11,000.00	Garbage and Trash Disposal Facilities			Total			
Other Statutory Expenditures		Health Equipment			1,567,598.81			
TOTAL MUNICIPAL FUNCTIONS	750,705.29	Library and Education Facilities						
CAPITAL IMPROVEMENTS	53,998.25	Conservation and Recreation						
DEBT SERVICE		Other Expenditures						
Principal Payments	10,000.00							
Interest Payments	2,380.00							
Other Debt Administration								
DEFERRED CHARGES	15,668.74							
SCHOOL, COUNTY, SPECIAL DISTRICT TAXES	2,420,631.31							
RESERVE FOR UNCOLLECTED TAXES	216,158.00							
TOTAL EXPENDITURES	3,469,541.59							

1525		POINT PLEASANT BEACH				PER CAPITA:		PER CENT:	
Population 1960	3,873	Net Valuation Taxable	54,520,229	TAX RATE:		Gross Debt	250.70	Gross Debt	1.80
Population 1968	4,260	State Equalized Value	62,330,203	General Rate Per \$100.		Net Debt	37.79	Net Debt	.27
		Net Valuation on Which County Taxes		Effective Tax Rate		Debt Service		Tax Levy Collected	92.94
Moody Rating	BA	are apportioned:	62,273,298	General Rate		Total Tax Levy	388.50	Tax Levy Cancelled, Abated	
Land Area	1.50 Sq. Miles	State Equalization Ratio	.8747	Municipal Functions		Municipal Functions	183.42	or Adjusted	
1968 EXPENDITURES		1968 REVENUES			1968 PROPERTY TAX				
GENERAL GOVERNMENT									
Governing Body & Public Boards:		1968 Property Taxes Collected			1,538,264.56				
Municipal Clerk		1968 Payments in Lieu of Taxes							
Financial Administration		Delinquent Tax & Lien Collections			92,385.34				
Assessment of Taxes		Business Personalty Replacement Taxes			55,053.00				
Collection of Taxes		Taxes from Public Utilities			81,001.28				
Planning, Housing & Development		Other Miscellaneous Tax Revenues			13,051.51				
Elections		State Aid Revenues							
General Administration (other)		Federal Aid Revenues							
JUDICIARY		Sale of Acquired Property			105,369.53				
Municipal Courts		Other Miscellaneous Revenues			1,885,125.22				
PUBLIC SAFETY		Total 1968 Revenues			100,000.00				
Fire Protection		Prior Years Surplus Appropriated			1,985,125.22				
Police Protection		TOTAL REVENUES							
Civil Defense & Disaster Control									
Environmental Inspection & Control									
Other Public Safety									
PUBLIC WORKS		1968 REAL PROPERTY VALUATIONS - ASSESSED							
Streets and Drainage		Code Class %			3,369,750.00				
Sewers and Sewage Processing		1 Vacant Land 6.22			32,683,525.00				
Garbage and Trash Disposal		2 Residential 60.35			16,853,120.00				
Public Buildings and Grounds		3 Farm			1,254,350.00				
Other Public Works		4a Commercial 31.12			54,160,745.00				
HEALTH and WELFARE		4b Industrial							
Health Services Except Environmental		4c Apartments 2.32							
Welfare-Public Assistance		Total Valuation 100.01							
Hospitals, Clinics, First Aid									
Animal, Insect, & Rodent Control									
Other Welfare Services									
RECREATION and CONSERVATION		CAPITAL DEBT AUTHORIZED, DECEMBER 31, 1968							
Beaches and Boardwalks		ISSUED AND UNISSUED			GROSS DEBT				
Parks, Playgrounds, Shade Trees		School			269,000.00				
Land Reclamation & Conservation		Self-liquidating			638,000.00				
Other Recreational Services		Other			161,000.00				
EDUCATION (excluding schools)		Total			1,068,000.00				
Libraries									
Other Educational Services									
STATUTORY EXPENDITURES		ISSUED AND OUTSTANDING							
Pensions & F. I. C. A.		School			269,000.00				
Employee Fringe Benefits		Self-liquidating			638,000.00				
Other Statutory Expenditures		Other			907,000.00				
TOTAL MUNICIPAL FUNCTIONS		EQUALIZED VALUATION BASIS			59,269,339.67				
CAPITAL IMPROVEMENTS		1968 CAPITAL OUTLAY			106,550.24				
DEBT SERVICE		Beaches and Boardwalks							
Principal Payments		Parks and Playgrounds							
Interest Payments		Public Buildings and Grounds							
Other Debt Administration		Vehicular Equipment			62,270.00				
DEFERRED CHARGES		Streets, Roads, Sidewalks, Storm Sewers			24,617.01				
SCHOOL, COUNTY, SPECIAL DISTRICT TAXES		Sewer System							
RESERVE FOR UNCOLLECTED TAXES		Water System			19,663.23				
TOTAL EXPENDITURES		Other Utilities							
		Hospitals and Clinics							
		Garbage and Trash Disposal Facilities							
		Health Equipment							
		Library and Education Facilities							
		Conservation and Recreation							
		Other Expenditures							

1609		POMPTON LAKES BORO			PER CAPITA:		PER CENT:		
Population 1960	9,445	Net Valuation Taxable	68,227,280	TAX RATE:		Gross Debt	270.14	Gross Debt	4.24
Population 1968	11,590	State Equalized Value	80,399,811	General Rate Per \$100.		Net Debt	8.77	Net Debt	.13
		Net Valuation on Which County Taxes		Effective Tax Rate		Debt Service	3.63	Tax Levy Collected	98.53
Moody Rating		are apportioned:	78,347,418	General Rate		Total Tax Levy	219.09	Tax Levy Cancelled, Abated	
Land Area	3.50 Sq. Miles	State Equalization Ratio	.8486	Municipal Functions		Municipal Functions	92.47	or Adjusted	.05
1968 EXPENDITURES		1968 REVENUES			1968 PROPERTY TAX				
GENERAL GOVERNMENT		1968 Property Taxes Collected			2,502,169.66				
Governing Body & Public Boards		1968 Payments in Lieu of Taxes			48,526.83				
Municipal Clerk		Delinquent Tax & Lien Collections			212,909.00				
Financial Administration		Business Personality Replacement Taxes			106,269.50				
Assessment of Taxes		Taxes from Public Utilities			5,214.00				
Collection of Taxes		Other Miscellaneous Tax Revenues			81,882.27				
Planning, Housing & Development		State Aid Revenues			2,956,971.26				
Elections		Federal Aid Revenues			124,600.00				
General Administration (other)		Sale of Acquired Property			3,081,571.26				
JUDICIARY		Other Miscellaneous Revenues			1968 TAXES COLLECTED				
Municipal Courts		Total 1968 Revenues			1,483.48				
PUBLIC SAFETY		Prior Years Surplus Appropriated			162.54				
Fire Protection		TOTAL REVENUES			37,660.69				
Police Protection		1968 REAL PROPERTY VALUATIONS - ASSESSED			PRIOR YEARS TAXES OUTSTANDING				
Civil Defense & Disaster Control		Code Class %			Balance January 1, 1968				
Environmental Inspection & Control		1 Vacant Land 2.74			Collected in 1968				
Other Public Safety		2 Residential 76.88			Cancelled, Abated or Adjusted (1968)				
PUBLIC WORKS		3 Farm			Transfers to Tax Title Liens				
Streets and Drainage		4a Commercial 11.69			Balance December 31, 1968				
Sewers and Sewage Processing		4b Industrial 5.88			TAX TITLE LIENS OUTSTANDING				
Garbage and Trash Disposal		4c Apartments 2.82			Balance January 1, 1968				
Public Buildings and Grounds		Total Valuation 100.01			Transfers From Taxes				
Other Public Works		CAPITAL DEBT AUTHORIZED, DECEMBER 31, 1968			Redeemed in 1968				
HEALTH and WELFARE		ISSUED AND UNISSUED			Cancelled, Abated or Adjusted (1968)				
Health Services Except Environmental		SCHOOL			Balance December 31, 1968				
Welfare-Public Assistance		GROSS DEBT			PROPERTY ACQUIRED BY DEED OR FORECLOSURE				
Hospitals, Clinics, First Aid		2,931,000.00			Balance January 1, 1968				
Animal, Insect, & Rodent Control		NET DEBT			Transfers From Liens				
Other Welfare Services		Self-liquidating			Sale for Cash (1968)				
RECREATION and CONSERVATION		Other			Cancelled, Abated or Adjusted (1968)				
Beaches and Boardwalks		Total			Balance December 31, 1968				
Parks, Playgrounds, Shade Trees		ISSUED AND OUTSTANDING			CURRENT FINANCES DECEMBER 31, 1968				
Land Reclamation & Conservation		SCHOOL			ASSETS				
Other Recreational Services		Self-liquidating			Cash on Hand Dec. 31, 1968				
EDUCATION (excluding schools)		Other			Taxes Receivable				
Libraries		Total			Tax Title Liens				
Other Educational Services		EQUALIZED VALUATION BASIS			Foreclosed Property				
STATUTORY EXPENDITURES		1968 CAPITAL OUTLAY			Emergencies & Other Deferred Charges				
Pensions & F. I. C. A.		Beaches and Boardwalks			State Aid Receivable				
Employee Fringe Benefits		Parks and Playgrounds			Other Receivables				
Other Statutory Expenditures		Public Buildings and Grounds			Total				
TOTAL MUNICIPAL FUNCTIONS		Vehicular Equipment			LIABILITIES				
CAPITAL IMPROVEMENTS		Streets, Roads, Sidewalks, Storm Sewers			Cash Liabilities				
DEBT SERVICE		Sewer System			Reserves For Receivables				
Principal Payments		Water System			Surplus on Hand Dec. 31, 1968				
Interest Payments		Other Utilities			Total				
Other Debt Administration		Hospitals and Clinics							
DEFERRED CHARGES		Garbage and Trash Disposal Facilities							
SCHOOL, COUNTY, SPECIAL DISTRICT TAXES		Health Equipment							
RESERVE FOR UNCOLLECTED TAXES		Library and Education Facilities							
TOTAL EXPENDITURES		Conservation and Recreation							
		Other Expenditures							

0120		PORT REPUBLIC CITY				PER CAPITA:		PER CENT:	
Population 1960	561	Net Valuation Taxable	1,127,675	TAX RATE:		Gross Debt	46.15	Gross Debt	1.20
Population 1968	650	State Equalized Value	2,973,042	General Rate Per \$100.		Net Debt		Net Debt	
		Net Valuation on Which County Taxes		Effective Tax Rate		Debt Service	6.39	Tax Levy Collected	95.03
Moody Rating		are apportioned:	2,540,821	General Rate		Total Tax Levy	118.97	Tax Levy Cancelled, Abated	
Land Area	8.14 Sq. Miles	State Equalization Ratio	.3793	Municipal Functions		Municipal Functions	59.93	or Adjusted	1.12
1968 EXPENDITURES		1968 REVENUES		1968 PROPERTY TAX					
GENERAL GOVERNMENT		1968 Property Taxes Collected		73,498.10		Local District School Taxes			
Governing Body & Public Boards		1968 Payments in Lieu of Taxes				Regional & Consolidated School Taxes			
Municipal Clerk		925.00				School Taxes in Municipal Budget			
Financial Administration		4,470.55				County Taxes			
Assessment of Taxes		692.27				County Library Taxes			
Collection of Taxes		150.00				Local Municipal Purpose Taxes			
Planning, Housing & Development		400.00				Veteran & Senior Citizen Taxes			
Elections		5,132.73				Total Taxes for Rate Computation			
General Administration (other)		351.00				Special District Taxes			
JUDICIARY		Sale of Acquired Property		2,014.58		Bank Stock Taxes			
Municipal Courts		2,000.00		104,964.78		Added and Omitted Taxes			
PUBLIC SAFETY		818.07		10,645.07		Total Taxes Levied			
Fire Protection		2.00		115,609.85		1968 TAXES COLLECTED			
Police Protection		198.00				1968 Taxes Cancelled, Abated or Adjusted			
Civil Defense & Disaster Control						Transfer To Tax Title Liens			
Environmental Inspection & Control						Balance Outstanding Dec. 31, 1968			
Other Public Safety						PRIOR YEARS TAXES OUTSTANDING			
PUBLIC WORKS		7,336.37				Balance January 1, 1968			
Streets and Drainage						Collected in 1968			
Sewers and Sewage Processing		750.00				Cancelled, Abated or Adjusted (1968)			
Garbage and Trash Disposal		800.00				Transfers to Tax Title Liens			
Public Buildings and Grounds						Balance December 31, 1968			
Other Public Works						TAX TITLE LIENS OUTSTANDING			
HEALTH and WELFARE		76.00				Balance January 1, 1968			
Health Services Except Environmental		50.00				Transfers From Taxes			
Welfare-Public Assistance		500.00				Redeemed in 1968			
Hospitals, Clinics, First Aid						Cancelled, Abated or Adjusted (1968)			
Animal, Insect, & Rodent Control						Balance December 31, 1968			
Other Welfare Services						PROPERTY ACQUIRED BY DEED OR FORECLOSURE			
RECREATION and CONSERVATION		700.00				Balance January 1, 1968			
Beaches and Boardwalks						Transfers From Liens			
Parks, Playgrounds, Shade Trees						Sale for Cash (1968)			
Land Reclamation & Conservation						Cancelled, Abated or Adjusted (1968)			
Other Recreational Services						Balance December 31, 1968			
EDUCATION (excluding schools)						CURRENT FINANCES DECEMBER 31, 1968			
Libraries						ASSETS			
Other Educational Services						Cash on Hand Dec. 31, 1968			
STATUTORY EXPENDITURES		246.00				Taxes Receivable			
Pensions & F. I. C. A.		900.00				Tax Title Liens			
Employee Fringe Benefits						Foreclosed Property			
Other Statutory Expenditures						Emergencies & Other Deferred Charges			
TOTAL MUNICIPAL FUNCTIONS		26,497.99				State Aid Receivable			
CAPITAL IMPROVEMENTS		1,000.00				Other Receivables			
DEBT SERVICE		3,000.00				Total			
Principal Payments		1,155.00				LIABILITIES			
Interest Payments						Cash Liabilities			
Other Debt Administration						Reserves For Receivables			
DEFERRED CHARGES		98.33				Surplus on Hand Dec. 31, 1968			
SCHOOL, COUNTY, SPECIAL DISTRICT TAXES		71,964.13				Total			
RESERVE FOR UNCOLLECTED TAXES		7,206.30							
TOTAL EXPENDITURES		110,921.75							

1109		PRINCETON BORO.			PER CAPITA:		PER CENT:	
Population 1960	11,890	Net Valuation Taxable	46,483,683	TAX RATE:	Gross Debt	315.22	Gross Debt	4.08
Population 1968	12,990	State Equalized Value	108,378,836	General Rate Per \$100.	Net Debt	173.82	Net Debt	2.25
Moody Rating	AA	Net Valuation on Which County Taxes are apportioned:	104,329,354	Effective Tax Rate	Debt Service	13.71	Tax Levy Collected	97.33
Land Area	1.76 Sq. Miles	State Equalization Ratio	.4289	General Rate	Total Tax Levy	211.12	Tax Levy Cancelled, Abated or Adjusted	.05
				Municipal Functions	Municipal Functions	127.16		
1968 EXPENDITURES		1968 REVENUES			1968 PROPERTY TAX			
GENERAL GOVERNMENT		1968 Property Taxes Collected			Local District School Taxes			
Governing Body & Public Boards		1968 Payments In Lieu of Taxes			Regional & Consolidated School Taxes			
Municipal Clerk	3,000.00	Delinquent Tax & Lien Collections			School Taxes in Municipal Budget			
Financial Administration	6,150.00	Business Personalty Replacement Taxes			County Taxes			
Assessment of Taxes	18,477.58	Taxes from Public Utilities			County Library Taxes			
Collection of Taxes	35,060.00	Other Miscellaneous Tax Revenues			Local Municipal Purpose Taxes			
Planning, Housing & Development	1,133.83	State Aid Revenues			Veteran & Senior Citizen Taxes			
Elections	68,158.37	Federal Aid Revenues			Total Taxes for Rate Computation			
General Administration (other)	23,600.30	Sale of Acquired Property			Special District Taxes			
JUDICIARY		Other Miscellaneous Revenues			Bank Stock Taxes			
Municipal Courts	34,973.00	Total 1968 Revenues			Added and Omitted Taxes			
PUBLIC SAFETY		Prior Years Surplus Appropriated			Total Taxes Levied			
Fire Protection	283,684.81	TOTAL REVENUES			1968 TAXES COLLECTED			
Police Protection	3,890.00	1968 REAL PROPERTY VALUATIONS - ASSESSED			1968 Taxes Cancelled, Abated or Adjusted			
Civil Defense & Disaster Control	7,234.00	Code Class %			Transfer To Tax Title Liens			
Environmental Inspection & Control		1 Vacant Land 2.65			Balance Outstanding Dec. 31, 1968			
Other Public Safety		2 Residential 60.21			PRIOR YEARS TAXES OUTSTANDING			
PUBLIC WORKS		3 Farm 31.16			Balance January 1, 1968			
Streets and Drainage	208,717.51	4a Commercial 5.98			Collected in 1968			
Sewers and Sewage Processing	136,117.56	4b Industrial 100.00			Cancelled, Abated or Adjusted (1968)			
Garbage and Trash Disposal	106,802.06	4c Apartments 5.98			Transfers to Tax Title Liens			
Public Buildings and Grounds	38,123.82	Total Valuation 100.00			Balance December 31, 1968			
Other Public Works		CAPITAL DEBT AUTHORIZED, DECEMBER 31, 1968			TAX TITLE LIENS OUTSTANDING			
HEALTH and WELFARE		ISSUED AND UNISSUED			Balance January 1, 1968			
Health Services Except Environmental	42,805.07	School			Transfers From Taxes			
Welfare-Public Assistance	5,212.18	Self-liquidating			Redeemed in 1968			
Hospitals, Clinics, First Aid	27,000.00	Other			Cancelled, Abated or Adjusted (1968)			
Animal, Insect, & Rodent Control		Total			Balance December 31, 1968			
Other Welfare Services		ISSUED AND OUTSTANDING			PROPERTY ACQUIRED BY DEED OR FORECLOSURE			
RECREATION and CONSERVATION		School			Balance January 1, 1968			
Beaches and Boardwalks	33,043.24	Self-liquidating			Transfers From Liens			
Parks, Playgrounds, Shade Trees	73,749.36	Other			Sale for Cash (1968)			
Land Reclamation & Conservation		Total			Cancelled, Abated or Adjusted (1968)			
Other Recreational Services		EQUALIZED VALUATION BASIS			Balance December 31, 1968			
EDUCATION (excluding schools)		1968 CAPITAL OUTLAY			CURRENT FINANCES DECEMBER 31, 1968			
Libraries	85,806.75	Beaches and Boardwalks			ASSETS			
Other Educational Services		Parks and Playgrounds			Cash on Hand Dec. 31, 1968			
STATUTORY EXPENDITURES		Public Buildings and Grounds			Taxes Receivable			
Pensions & F. I. C. A.	97,149.45	Vehicular Equipment			Tax Title Liens			
Employee Fringe Benefits	39,505.00	Streets, Roads, Sidewalks, Storm Sewers			Foreclosed Property			
Other Statutory Expenditures		Sewer System			Emergencies & Other Deferred Charges			
TOTAL MUNICIPAL FUNCTIONS	1,379,393.89	Water System			State Aid Receivable			
CAPITAL IMPROVEMENTS	1,070.64	Other Utilities			Other Receivables			
DEBT SERVICE		Hospitals and Clinics			Total			
Principal Payments	95,000.00	Garbage and Trash Disposal Facilities			LIABILITIES			
Interest Payments	83,129.50	Health Equipment			Cash Liabilities			
Other Debt Administration	11,260.00	Library and Education Facilities			Reserves For Receivables			
DEFERRED CHARGES	2,099,478.13	Conservation and Recreation			Surplus on Hand Dec. 31, 1968			
SCHOOL, COUNTY, SPECIAL DISTRICT TAXES	82,000.00	Other Expenditures			Total			
RESERVE FOR UNCOLLECTED TAXES								
TOTAL EXPENDITURES	3,751,332.16							

1110		PRINCETON TWP.				PER CAPITA:		PER CENT:	
Population 1960	10,411	Net Valuation Taxable	84,774,000	TAX RATE:		Gross Debt	391.40	Gross Debt	3.35
Population 1968	13,510	State Equalized Value	176,208,688	General Rate Per \$100.		Net Debt	177.32	Net Debt	1.51
		Net Valuation on Which County Taxes		Effective Tax Rate		Debt Service	15.29	Tax Levy Collected	95.54
Moody Rating	AA	are apportioned:	161,774,025	General Rate		Total Tax Levy	406.68	Tax Levy Cancelled, Abated	
Land Area	16.25 Sq. Miles	State Equalization Ratio	.4811	Municipal Functions		Municipal Functions	135.83	or Adjusted	.03
1968 EXPENDITURES		1968 REVENUES			1968 PROPERTY TAX				
GENERAL GOVERNMENT		1968 Property Taxes Collected			Local District School Taxes				
Governing Body & Public Boards		1968 Payments in Lieu of Taxes			Regional & Consolidated School Taxes				
Municipal Clerk		Delinquent Tax & Lien Collections			School Taxes in Municipal Budget				
Financial Administration		Business Personalty Replacement Taxes			County Taxes				
Assessment of Taxes		Taxes from Public Utilities			County Library Taxes				
Collection of Taxes		Other Miscellaneous Tax Revenues			Local Municipal Purpose Taxes				
Planning, Housing & Development		State Aid Revenues			Veteran & Senior Citizen Taxes				
Elections		Federal Aid Revenues			Total Taxes for Rate Computation				
General Administration (other)		Sale of Acquired Property			Special District Taxes				
JUDICIARY		Other Miscellaneous Revenues			Bank Stock Taxes				
Municipal Courts		Total 1968 Revenues			Added and Omitted Taxes				
PUBLIC SAFETY		Prior Years Surplus Appropriated			Total Taxes Levied				
Fire Protection		TOTAL REVENUES			1968 TAXES COLLECTED				
Police Protection		1968 REAL PROPERTY VALUATIONS - ASSESSED			1968 Taxes Cancelled, Abated or Adjusted				
Civil Defense & Disaster Control		Code Class %			Transfer To Tax Title Liens				
Environmental Inspection & Control		1 Vacant Land 7.20			Balance Outstanding Dec. 31, 1968				
Other Public Safety		2 Residential 78.18			PRIOR YEARS TAXES OUTSTANDING				
PUBLIC WORKS		3 Farm 1.33			Balance January 1, 1968				
Streets and Drainage		4a Commercial 6.79			Collected in 1968				
Sewers and Sewage Processing		4b Industrial			Cancelled, Abated or Adjusted (1968)				
Garbage and Trash Disposal		4c Apartments 6.50			Transfers to Tax Title Liens				
Public Buildings and Grounds		Total Valuation 100.00			Balance December 31, 1968				
Other Public Works		CAPITAL DEBT AUTHORIZED, DECEMBER 31, 1968			TAX TITLE LIENS OUTSTANDING				
HEALTH and WELFARE		ISSUED AND UNISSUED			Balance January 1, 1968				
Health Services Except Environmental		School			Transfers From Taxes				
Welfare-Public Assistance		Self-liquidating			Redeemed in 1968				
Hospitals, Clinics, First Aid		Other			Cancelled, Abated or Adjusted (1968)				
Animal, Insect, & Rodent Control		Total			Balance December 31, 1968				
Other Welfare Services		ISSUED AND OUTSTANDING			PROPERTY ACQUIRED BY DEED OR				
RECREATION and CONSERVATION		School			FORECLOSURE				
Beaches and Boardwalks		Self-liquidating			Balance January 1, 1968				
Parks, Playgrounds, Shade Trees		Other			Transfers From Liens				
Land Reclamation & Conservation		Total			Sale for Cash (1968)				
Other Recreational Services		EQUALIZED VALUATION BASIS			Cancelled, Abated or Adjusted (1968)				
EDUCATION (excluding schools)		1968 CAPITAL OUTLAY			Balance December 31, 1968				
Libraries		Beaches and Boardwalks			CURRENT FINANCES DECEMBER 31, 1968				
Other Educational Services		Parks and Playgrounds			ASSETS				
STATUTORY EXPENDITURES		Public Buildings and Grounds			Cash on Hand Dec. 31, 1968				
Pensions & F. I. C. A.		Vehicular Equipment			Taxes Receivable				
Employee Fringe Benefits		Streets, Roads, Sidewalks, Storm Sewers			Tax Title Liens				
Other Statutory Expenditures		Sewer System			Foreclosed Property				
TOTAL MUNICIPAL FUNCTIONS		Water System			Emergencies & Other Deferred Charges				
CAPITAL IMPROVEMENTS		Other Utilities			State Aid Receivable				
DEBT SERVICE		Hospitals and Clinics			Other Receivables				
Principal Payments		Garbage and Trash Disposal Facilities			Total				
Interest Payments		Health Equipment			LIABILITIES				
Other Debt Administration		Library and Education Facilities			Cash Liabilities				
DEFERRED CHARGES		Conservation and Recreation			Reserves For Receivables				
SCHOOL, COUNTY, SPECIAL DISTRICT TAXES		Other Expenditures			Surplus on Hand Dec. 31, 1968				
RESERVE FOR UNCOLLECTED TAXES					Total				
TOTAL EXPENDITURES									

1610
Population 1960 5,201
Population 1968 5,450

Moody Rating
Land Area 40 Sq. Miles

Net Valuation Taxable 23,528,720
State Equalized Value 25,351,492
Net Valuation on Which County Taxes
are apportioned: 27,281,306
State Equalization Ratio .9281

PROSPECT PARK BORO

TAX RATE:
General Rate Per \$100. 2.89
Effective Tax Rate
General Rate 2.68
Municipal Functions .88

PER CAPITA:
Gross Debt 92.76
Net Debt
Debt Service
Total Tax Levy 125.53
Municipal Functions 41.08

PER CENT:
Gross Debt 1.98
Net Debt
Tax Levy Collected 99.47
Tax Levy Cancelled, Abated
or Adjusted

1968 EXPENDITURES		1968 REVENUES		1968 PROPERTY TAX	
GENERAL GOVERNMENT		1968 Property Taxes Collected		Local District School Taxes	
Governing Body & Public Boards			680,599.53		219,627.00
Municipal Clerk		1968 Payments In Lieu of Taxes		Regional & Consolidated School Taxes	212,633.31
Financial Administration	1,850.00	Delinquent Tax & Lien Collections	3,684.66	School Taxes in Municipal Budget	
Assessment of Taxes	6,750.00	Business Personalty Replacement Taxes	38,085.50	County Taxes	172,997.21
Collection of Taxes	4,225.00	Taxes from Public Utilities	36,547.60	County Library Taxes	
Planning, Housing & Development		Other Miscellaneous Tax Revenues		Local Municipal Purpose Taxes	45,371.86
Elections		State Aid Revenues	7,101.00	Veteran & Senior Citizen Taxes	28,240.00
General Administration (other)	15,500.00	Federal Aid Revenues		Total Taxes for Rate Computation	678,869.38
JUDICIARY		Sale of Acquired Property		Special District Taxes	
Municipal Courts	4,175.00	Other Miscellaneous Revenues	13,464.05	Bank Stock Taxes	31,995.82
PUBLIC SAFETY		Total 1968 Revenues	779,482.34	Added and Omitted Taxes	1,559.16
Fire Protection	12,300.00	Prior Years Surplus Appropriated	57,000.00	Total Taxes Levied	684,184.36
Police Protection	49,500.00	TOTAL REVENUES	836,482.34	1968 TAXES COLLECTED	680,599.53
Civil Defense & Disaster Control	100.00			1968 Taxes Cancelled, Abated or Adjusted	
Environmental Inspection & Control				Transfer To Tax Title Liens	
Other Public Safety				Balance Outstanding Dec. 31, 1968	4,775.46
PUBLIC WORKS		1968 REAL PROPERTY VALUATIONS - ASSESSED		PRIOR YEARS TAXES OUTSTANDING	
Streets and Drainage	32,225.00	Code Class %		Balance January 1, 1968	5,722.19
Sewers and Sewage Processing	8,500.00	1 Vacant Land 1.19	278,000.00	Collected in 1968	3,684.66
Garbage and Trash Disposal	26,000.00	2 Residential 84.26	19,713,900.00	Cancelled, Abated or Adjusted (1968)	
Public Buildings and Grounds	1,975.00	3 Farm	3,032,600.00	Transfers to Tax Title Liens	
Other Public Works		4a Commercial 12.96	373,000.00	Balance December 31, 1968	2,037.53
HEALTH and WELFARE		4b Industrial 1.59		TAX TITLE LIENS OUTSTANDING	
Health Services Except Environmental	6,200.00	4c Apartments	23,397,500.00	Balance January 1, 1968	120.27
Welfare-Public Assistance	1,100.00	Total Valuation 100.00		Transfers From Taxes	
Hospitals, Clinics, First Aid	600.00			Redeemed in 1968	
Animal, Insect, & Rodent Control		CAPITAL DEBT AUTHORIZED, DECEMBER 31, 1968		Cancelled, Abated or Adjusted (1968)	
Other Welfare Services				Balance December 31, 1968	120.27
RECREATION and CONSERVATION		ISSUED AND UNISSUED		PROPERTY ACQUIRED BY DEED OR FORECLOSURE	
Beaches and Boardwalks		School	505,570.04	Balance January 1, 1968	250.00
Parks, Playgrounds, Shade Trees		Self-liquidating		Transfers From Liens	
Land Reclamation & Conservation		Other		Sale for Cash (1968)	
Other Recreational Services	1,500.00	Total	505,570.04	Cancelled, Abated or Adjusted (1968)	
EDUCATION (excluding schools)		ISSUED AND OUTSTANDING		Balance December 31, 1968	250.00
Libraries		School	505,199.04	CURRENT FINANCES DECEMBER 31, 1968	
Other Educational Services		Self-liquidating		ASSETS	
STATUTORY EXPENDITURES		Other		Cash on Hand Dec. 31, 1968	158,676.64
Pensions & F. I. C. A.	6,650.00	Total	505,199.04	Taxes Receivable	6,812.99
Employee Fringe Benefits	800.00	EQUALIZED VALUATION BASIS		Tax Title Liens	120.27
Other Statutory Expenditures		25,429,115.33		Foreclosed Property	250.00
TOTAL MUNICIPAL FUNCTIONS	179,950.00	1968 CAPITAL OUTLAY		Emergencies & Other Deferred Charges	6,000.00
CAPITAL IMPROVEMENTS	4,000.00	Beaches and Boardwalks		State Aid Receivable	16,447.92
DEBT SERVICE		Parks and Playgrounds		Other Receivables	314.90
Principal Payments		Public Buildings and Grounds		Total	188,622.72
Interest Payments		Vehicular Equipment		LIABILITIES	
Other Debt Administration		Streets, Roads, Sidewalks, Storm Sewers		Cash Liabilities	54,580.67
DEFERRED CHARGES	500.00	Sewer System		Reserves For Receivables	7,498.16
SCHOOL, COUNTY, SPECIAL DISTRICT TAXES	605,257.52	Water System		Surplus on Hand Dec. 31, 1968	126,543.89
RESERVE FOR UNCOLLECTED TAXES	39,488.68	Other Utilities		Total	188,622.72
TOTAL EXPENDITURES	829,196.20	Hospitals and Clinics			
		Garbage and Trash Disposal Facilities			
		Health Equipment			
		Library and Education Facilities			
		Conservation and Recreation			
		Other Expenditures			

1711		QUINTON TWP			PER CAPITA:		PER CENT:	
Population 1960	2,440	Net Valuation Taxable	3,475,156	TAX RATE:	Gross Debt	40.20	Gross Debt	1.03
Population 1968	2,860	State Equalized Value	12,996,095	General Rate Per \$100.	Net Debt		Net Debt	
		Net Valuation on Which County Taxes are apportioned:	11,705,321	Effective Tax Rate	Debt Service		Tax Levy Collected	83.55
Moody Rating		State Equalization Ratio	.2674	General Rate	Total Tax Levy	102.19	Tax Levy Cancelled, Abated or Adjusted	.34
Land Area	24.61 Sq. Miles			Municipal Functions	Municipal Functions	50.20		
1968 EXPENDITURES		1968 REVENUES		1968 PROPERTY TAX				
GENERAL GOVERNMENT								
Governing Body & Public Boards		1968 Property Taxes Collected		244,194.82		Local District School Taxes		
Municipal Clerk		1968 Payments in Lieu of Taxes				Regional & Consolidated School Taxes		
Financial Administration	3,500.00	Delinquent Tax & Lien Collections		44,431.15		School Taxes in Municipal Budget		
Assessment of Taxes	2,500.00	Business Personalty Replacement Taxes		13,849.00		County Taxes		
Collection of Taxes	3,000.05	Taxes from Public Utilities		30,626.72		County Library Taxes		
Planning, Housing & Development	710.00	Other Miscellaneous Tax Revenues				Local Municipal Purpose Taxes		
Elections		State Aid Revenues		8,054.00		Veteran & Senior Citizen Taxes		
General Administration (other)	7,680.00	Federal Aid Revenues				Total Taxes for Rate Computation		
JUDICIARY		Sale of Acquired Property				Special District Taxes		
Municipal Courts	1,950.00	Other Miscellaneous Revenues		13,686.22		Bank Stock Taxes		
PUBLIC SAFETY		Total 1968 Revenues		354,841.91		Added and Omitted Taxes		
Fire Protection	2,275.00	Prior Years Surplus Appropriated		35,385.26		Total Taxes Levied		
Police Protection	2,800.00	TOTAL REVENUES		390,127.17		1968 TAXES COLLECTED		
Civil Defense & Disaster Control	100.00					1968 Taxes Cancelled, Abated or Adjusted		
Environmental Inspection & Control	640.00					Transfer To Tax Title Liens		
Other Public Safety						Balance Outstanding Dec. 31, 1968		
PUBLIC WORKS		1968 REAL PROPERTY VALUATIONS - ASSESSED						
		Code Class %						
Streets and Drainage	25,730.00	1 Vacant Land 3.89		124,900.00		PRIOR YEARS TAXES OUTSTANDING		
Sewers and Sewage Processing		2 Residential 63.08		2,024,750.00		Balance January 1, 1968		
Garbage and Trash Disposal	5,400.00	3 Farm 16.72		536,850.00		Collected in 1968		
Public Buildings and Grounds	1,950.50	4a Commercial 8.36		268,400.00		Cancelled, Abated or Adjusted (1968)		
Other Public Works		4b Industrial 7.94		255,000.00		Transfers to Tax Title Liens		
HEALTH and WELFARE		4c Apartments				Balance December 31, 1968		
Health Services Except Environmental	645.00	Total Valuation 99.99		3,209,900.00				
Welfare-Public Assistance	1,495.00					TAX TITLE LIENS OUTSTANDING		
Hospitals, Clinics, First Aid	400.00	CAPITAL DEBT AUTHORIZED, DECEMBER 31, 1968				Balance January 1, 1968		
Animal, Insect, & Rodent Control	400.00	ISSUED AND UNISSUED		GROSS DEBT		Transfers From Taxes		
Other Welfare Services		School		115,000.00		Redeemed in 1968		
RECREATION and CONSERVATION		Self-liquidating				Cancelled, Abated or Adjusted (1968)		
Beaches and Boardwalks		Other				Balance December 31, 1968		
Parks, Playgrounds, Shade Trees		Total		115,000.00		PROPERTY ACQUIRED BY DEED OR FORECLOSURE		
Land Reclamation & Conservation		ISSUED AND OUTSTANDING				Balance January 1, 1968		
Other Recreational Services		School		115,000.00		Transfers From Liens		
EDUCATION (excluding schools)		Self-liquidating				Sale for Cash (1968)		
Libraries		Other				Cancelled, Abated or Adjusted (1968)		
Other Educational Services		Total		115,000.00		Balance December 31, 1968		
STATUTORY EXPENDITURES		EQUALIZED VALUATION BASIS		11,132,842.67		CURRENT FINANCES DECEMBER 31, 1968		
Pensions & F. I. C. A.	400.00	1968 CAPITAL OUTLAY				ASSETS		
Employee Fringe Benefits	1,200.00	Beaches and Boardwalks				Cash on Hand Dec. 31, 1968		
Other Statutory Expenditures		Parks and Playgrounds				Taxes Receivable		
TOTAL MUNICIPAL FUNCTIONS	62,775.55	Public Buildings and Grounds				Tax Title Liens		
CAPITAL IMPROVEMENTS	5,000.00	Vehicular Equipment				Foreclosed Property		
DEBT SERVICE		Streets, Roads, Sidewalks, Storm Sewers				Emergencies & Other Deferred Charges		
Principal Payments		Sewer System				State Aid Receivable		
Interest Payments		Water System				Other Receivables		
Other Debt Administration		Other Utilities				Total		
DEFERRED CHARGES	3,000.00	Hospitals and Clinics				LIABILITIES		
SCHOOL, COUNTY, SPECIAL DISTRICT TAXES	282,679.45	Garbage and Trash Disposal Facilities				Cash Liabilities		
RESERVE FOR UNCOLLECTED TAXES	72,813.25	Health Equipment				Reserves For Receivables		
		Library and Education Facilities				Surplus on Hand Dec. 31, 1968		
		Conservation and Recreation				Total		
TOTAL EXPENDITURES	426,268.25	Other Expenditures						

2013		RAHWAY CITY			PER CAPITA:		PER CENT:	
Population 1960	27,699	Net Valuation Taxable	64,242,200	TAX RATE:	Gross Debt	223.65	Gross Debt	3.79
Population 1968	31,370	State Equalized Value	191,767,761	General Rate Per \$100.	Net Debt	72.72	Net Debt	1.23
Moody Rating	A-1	Net Valuation on Which County Taxes are apportioned:	199,391,891	Effective Tax Rate	Debt Service	12.56	Tax Levy Collected	96.89
Land Area	4.10 Sq. Miles	State Equalization Ratio	.3350	General Rate	Total Tax Levy	186.05	Tax Levy Cancelled, Abated or Adjusted	.09
				Municipal Functions	Municipal Functions	114.43		
1968 EXPENDITURES		1968 REVENUES		1968 PROPERTY TAX				
GENERAL GOVERNMENT								
Governing Body & Public Boards	35,975.00	1968 Property Taxes Collected		5,655,025.57	Local District School Taxes		3,067,901.00	
Municipal Clerk	26,735.00	1968 Payments in Lieu of Taxes		880.69	Regional & Consolidated School Taxes			
Financial Administration	39,227.00	Delinquent Tax & Lien Collections		143,633.98	School Taxes in Municipal Budget		140,040.63	
Assessment of Taxes	30,305.00	Business Personalty Replacement Taxes		623,946.00	County Taxes		818,040.59	
Collection of Taxes	31,960.00	Taxes from Public Utilities		374,622.55	County Library Taxes			
Planning, Housing & Development	6,090.00	Other Miscellaneous Tax Revenues		5,209.87	Local Municipal Purpose Taxes		1,778,801.31	
Elections		State Aid Revenues		91,725.94	Veteran & Senior Citizen Taxes		166,960.00	
General Administration (other)	196,577.00	Federal Aid Revenues			Total Taxes for Rate Computation		5,971,743.53	
JUDICIARY		Sale of Acquired Property			Special District Taxes			
Municipal Courts	24,761.00	Other Miscellaneous Revenues		309,060.66	Bank Stock Taxes		9,777.95	
PUBLIC SAFETY		Total 1968 Revenues		7,204,105.26	Added and Omitted Taxes		21,827.10	
Fire Protection	483,366.06	Prior Years Surplus Appropriated		156,000.00	Total Taxes Levied		5,836,388.58	
Police Protection	649,487.22	TOTAL REVENUES		7,360,105.26	1968 TAXES COLLECTED		5,655,025.57	
Civil Defense & Disaster Control	10,960.00				1968 Taxes Cancelled, Abated or Adjusted		5,369.60	
Environmental Inspection & Control	16,605.00				Transfer To Tax Title Liens			
Other Public Safety					Balance Outstanding Dec. 31, 1968		175,993.41	
PUBLIC WORKS		1968 REAL PROPERTY VALUATIONS - ASSESSED						
Streets and Drainage	234,352.00	Code	Class	%				
Sewers and Sewage Processing	94,281.11	1	Vacant Land	1.11	695,300.00			
Garbage and Trash Disposal	186,105.70	2	Residential	65.65	41,061,400.00			
Public Buildings and Grounds	76,946.00	3	Farm					
Other Public Works	134,829.00	4a	Commercial	12.26	7,666,100.00			
HEALTH and WELFARE		4b	Industrial	16.62	10,396,600.00			
Health Services Except Environmental	48,553.04	4c	Apartments	4.36	2,727,100.00			
Welfare-Public Assistance	37,124.00	Total Valuation		100.00	62,546,500.00			
Hospitals, Clinics, First Aid	8,000.00	CAPITAL DEBT AUTHORIZED, DECEMBER 31, 1968						
Animal, Insect, & Rodent Control	9,050.00	ISSUED AND UNISSUED						
Other Welfare Services		SCHOOL						
RECREATION and CONSERVATION		GROSS DEBT		4,642,000.00	NET DEBT			
Beaches and Boardwalks		Self-liquidating		77,000.00				
Parks, Playgrounds, Shade Trees		Other		2,297,057.68	2,281,293.43			
Land Reclamation & Conservation		Total		7,016,057.68	2,281,293.43			
Other Recreational Services		ISSUED AND OUTSTANDING						
EDUCATION (excluding schools)		SCHOOL						
Libraries		Self-liquidating						
Other Educational Services		Other						
STATUTORY EXPENDITURES		Total						
Pensions & F. I. C. A.		EQUALIZED VALUATION BASIS						
Employee Fringe Benefits		184,994,402.33						
Other Statutory Expenditures		1968 CAPITAL OUTLAY						
TOTAL MUNICIPAL FUNCTIONS	2,929,083.51	Beaches and Boardwalks						
CAPITAL IMPROVEMENTS	32,000.00	Parks and Playgrounds						
DEBT SERVICE		Public Buildings and Grounds						
Principal Payments	294,038.42	Vehicular Equipment						
Interest Payments	100,255.58	Streets, Roads, Sidewalks, Storm Sewers						
Other Debt Administration		Sewer System						
DEFERRED CHARGES	34,473.81	Water System						
SCHOOL, COUNTY, SPECIAL DISTRICT TAXES	4,025,982.22	Other Utilities						
RESERVE FOR UNCOLLECTED TAXES	199,999.50	Hospitals and Clinics						
TOTAL EXPENDITURES	7,615,833.04	Garbage and Trash Disposal Facilities						
		Health Equipment						
		Library and Education Facilities						
		Conservation and Recreation						
		Other Expenditures						

0248		RAMSEY BORO			PER CAPITA:		PER CENT:	
Population 1960	9,527	Net Valuation Taxable	96,598,121	TAX RATE:	Gross Debt	865.02	Gross Debt	10.30
Population 1968	12,380	State Equalized Value	113,818,924	General Rate Per \$100.	Net Debt	439.56	Net Debt	5.23
		Net Valuation on Which County Taxes are apportioned:	108,952,418	Effective Tax Rate	Debt Service	1.38	Tax Levy Collected	96.29
Moody Rating	BAA	State Equalization Ratio	.8487	General Rate	Total Tax Levy	308.65	Tax Levy Cancelled, Abated or Adjusted	.27
Land Area	5.90 Sq. Miles			Municipal Functions	Municipal Functions	103.62		
1968 EXPENDITURES		1968 REVENUES		1968 PROPERTY TAX				
GENERAL GOVERNMENT		1968 Property Taxes Collected		3,679,607.22	Local District School Taxes		2,715,265.00	
Governing Body & Public Boards		1968 Payments in Lieu of Taxes			Regional & Consolidated School Taxes			
Municipal Clerk		Delinquent Tax & Lien Collections		205,091.34	School Taxes in Municipal Budget			
Financial Administration		Business Personalty Replacement Taxes		120,150.00	County Taxes		385,590.18	
Assessment of Taxes	28,975.00	Taxes from Public Utilities		190,255.15	County Library Taxes			
Collection of Taxes	17,575.00	Other Miscellaneous Tax Revenues		6,261.00	Local Municipal Purpose Taxes		665,800.60	
Planning, Housing & Development	7,600.00	State Aid Revenues			Veteran & Senior Citizen Taxes		68,700.00	
Elections		Federal Aid Revenues			Total Taxes for Rate Computation		3,835,355.78	
General Administration (other)	134,175.00	Sale of Acquired Property			Special District Taxes			
JUDICIARY		Other Miscellaneous Revenues		121,895.65	Bank Stock Taxes		3,211.40	
Municipal Courts	7,275.00	Total 1968 Revenues		4,323,260.36	Added and Omitted Taxes		51,285.22	
PUBLIC SAFETY		Prior Years Surplus Appropriated		240,000.00	Total Taxes Levied		3,821,152.40	
Fire Protection	24,290.00	TOTAL REVENUES		4,563,260.36	1968 TAXES COLLECTED		3,679,607.22	
Police Protection	199,410.00	1968 REAL PROPERTY VALUATIONS - ASSESSED			1968 Taxes Cancelled, Abated or Adjusted		10,663.10	
Civil Defense & Disaster Control	4,900.00	Code Class %			Transfer To Tax Title Liens		7,271.46	
Environmental Inspection & Control		1 Vacant Land 4.17		3,943,200.00	Balance Outstanding Dec. 31, 1968		134,270.06	
Other Public Safety		2 Residential 76.29		72,116,100.00	PRIOR YEARS TAXES OUTSTANDING			
PUBLIC WORKS		3 Farm .31		298,800.00	Balance January 1, 1968		206,743.98	
Streets and Drainage	238,500.00	4a Commercial 14.46		13,672,700.00	Collected in 1968		200,285.25	
Sewers and Sewage Processing		4b Industrial .72		676,400.00	Cancelled, Abated or Adjusted (1968)		4,758.38	
Garbage and Trash Disposal	75,000.00	4c Apartments 4.05		3,827,800.00	Transfers to Tax Title Liens		1,152.42	
Public Buildings and Grounds	54,220.00	Total Valuation 100.00		94,535,000.00	Balance December 31, 1968		547.93	
Other Public Works		CAPITAL DEBT AUTHORIZED, DECEMBER 31, 1968			TAX TITLE LIENS OUTSTANDING			
HEALTH and WELFARE		ISSUED AND UNISSUED			Balance January 1, 1968		12,831.01	
Health Services Except Environmental	34,625.00	GROSS DEBT		4,592,000.00	Transfers From Taxes		8,584.24	
Welfare-Public Assistance	2,450.00	School		1,049,700.00	Redeemed in 1968		4,806.09	
Hospitals, Clinics, First Aid		Self-liquidating		5,067,264.40	Cancelled, Abated or Adjusted (1968)			
Animal, Insect, & Rodent Control		Other		10,708,964.40	Balance December 31, 1968		16,609.16	
Other Welfare Services		Total		5,441,762.62	PROPERTY ACQUIRED BY DEED OR FORECLOSURE			
RECREATION and CONSERVATION		ISSUED AND OUTSTANDING			Balance January 1, 1968		2,800.00	
Beaches and Boardwalks		School		4,592,000.00	Transfers From Liens			
Parks, Playgrounds, Shade Trees	24,130.00	Self-liquidating		969,000.00	Sale for Cash (1968)			
Land Reclamation & Conservation		Other		4,983,749.40	Cancelled, Abated or Adjusted (1968)			
Other Recreational Services	3,600.00	Total		10,544,749.40	Balance December 31, 1968		2,800.00	
EDUCATION (excluding schools)		EQUALIZED VALUATION BASIS		103,956,144.67	CURRENT FINANCES DECEMBER 31, 1968			
Libraries	51,904.00	1968 CAPITAL OUTLAY			ASSETS			
Other Educational Services		Beaches and Boardwalks		131,614.56	Cash on Hand Dec. 31, 1968		2,115,290.87	
STATUTORY EXPENDITURES		Parks and Playgrounds		4,231.93	Taxes Receivable		134,817.99	
Pensions & F. I. C. A.	46,400.00	Public Buildings and Grounds			Tax Title Liens		16,609.16	
Employee Fringe Benefits	12,500.00	Vehicular Equipment		40,817.83	Foreclosed Property		2,800.00	
Other Statutory Expenditures		Streets, Roads, Sidewalks, Storm Sewers		1,019,074.26	Emergencies & Other Deferred Charges			
TOTAL MUNICIPAL FUNCTIONS	967,529.00	Sewer System		182,373.45	State Aid Receivable		22,111.00	
CAPITAL IMPROVEMENTS	25,000.00	Water System			Other Receivables		1,684.48	
DEBT SERVICE		Other Utilities			Total		2,293,313.50	
Principal Payments	15,000.00	Hospitals and Clinics			LIABILITIES			
Interest Payments	2,159.00	Garbage and Trash Disposal Facilities			Cash Liabilities		240,150.11	
Other Debt Administration		Health Equipment			Reserves For Receivables		156,011.63	
DEFERRED CHARGES		Library and Education Facilities		337,171.63	Surplus on Hand Dec. 31, 1968		1,897,151.76	
SCHOOL, COUNTY, SPECIAL DISTRICT TAXES	3,100,855.18	Conservation and Recreation			Total		2,293,313.50	
RESERVE FOR UNCOLLECTED TAXES	273,164.00	Other Expenditures						
TOTAL EXPENDITURES	4,383,707.18							

1432
Population 1960 **7,295**
Population 1968 **11,390**

Moody Rating **BAA**
Land Area **21.06** Sq. Miles

Net Valuation Taxable **38,782,982**
State Equalized Value **92,715,711**
Net Valuation on Which County Taxes
are apportioned: **87,315,771**
State Equalization Ratio **.4183**

RANDOLPH TWP
TAX RATE:
General Rate Per \$100. **8.66**
Effective Tax Rate
General Rate **3.62**
Municipal Functions **1.39**

PER CAPITA:
Gross Debt **493.23**
Net Debt **200.79**
Debt Service **.96**
Total Tax Levy **306.94**
Municipal Functions **113.19**

PER CENT:
Gross Debt **6.97**
Net Debt **2.83**
Tax Levy Collected **88.45**
Tax Levy Cancelled, Abated
or Adjusted

1968 EXPENDITURES		1968 REVENUES		1968 PROPERTY TAX	
GENERAL GOVERNMENT		1968 Property Taxes Collected		Local District School Taxes	
Governing Body & Public Boards			3,092,365.45		2,222,990.64
Municipal Clerk		1968 Payments in Lieu of Taxes		Regional & Consolidated School Taxes	
Financial Administration	11,800.00	Delinquent Tax & Lien Collections	240,716.61	School Taxes in Municipal Budget	
Assessment of Taxes	10,631.00	Business Personalty Replacement Taxes	101,714.00	County Taxes	336,016.40
Collection of Taxes	11,000.00	Taxes from Public Utilities	127,632.75	County Library Taxes	25,890.85
Planning, Housing & Development	3,600.00	Other Miscellaneous Tax Revenues		Local Municipal Purpose Taxes	719,846.48
Elections	2,623.00	State Aid Revenues	6,339.00	Veteran & Senior Citizen Taxes	51,680.00
General Administration (other)	104,111.00	Federal Aid Revenues		Total Taxes for Rate Computation	3,356,424.37
JUDICIARY		Sale of Acquired Property		Special District Taxes	7,255.00
Municipal Courts	10,700.00	Other Miscellaneous Revenues	103,971.17	Bank Stock Taxes	705.75
PUBLIC SAFETY		Total 1968 Revenues	3,672,738.98	Added and Omitted Taxes	183,390.11
Fire Protection	22,300.00	Prior Years Surplus Appropriated	70,000.00	Total Taxes Levied	3,496,095.23
Police Protection	156,725.00	TOTAL REVENUES	3,742,738.98	1968 TAXES COLLECTED	3,092,365.45
Civil Defense & Disaster Control	1,805.00			1968 Taxes Cancelled, Abated or Adjusted	
Environmental Inspection & Control	10,300.00			Transfer To Tax Title Liens	
Other Public Safety				Balance Outstanding Dec. 31, 1968	403,729.78
PUBLIC WORKS		1968 REAL PROPERTY VALUATIONS - ASSESSED		PRIOR YEARS TAXES OUTSTANDING	
Streets and Drainage	168,527.00	Code	Class	Balance January 1, 1968	328,857.36
Sewers and Sewage Processing	17,500.00	1	Vacant Land 14.35	Collected in 1968	238,970.49
Garbage and Trash Disposal	54,850.00	2	Residential 68.51	Cancelled, Abated or Adjusted (1968)	
Public Buildings and Grounds	9,755.00	3	Farm .43	Transfers to Tax Title Liens	
Other Public Works		4a	Commercial 7.24	Balance December 31, 1968	89,886.87
HEALTH and WELFARE		4b	Industrial 7.05	TAX TITLE LIENS OUTSTANDING	
Health Services Except Environmental	12,480.72	4c	Apartments 2.42	Balance January 1, 1968	14,457.93
Welfare-Public Assistance	1,550.00	Total Valuation 100.00	38,352,850.00	Transfers From Taxes	
Hospitals, Clinics, First Aid	900.00	CAPITAL DEBT AUTHORIZED, DECEMBER 31, 1968		Redeemed in 1968	1,746.12
Animal, Insect, & Rodent Control	2,598.42	ISSUED AND UNISSUED	GROSS DEBT	Cancelled, Abated or Adjusted (1968)	
Other Welfare Services		School	4,814,000.00	Balance December 31, 1968	12,711.81
RECREATION and CONSERVATION		Self-liquidating	794,000.00	PROPERTY ACQUIRED BY DEED OR FORECLOSURE	
Beaches and Boardwalks		Other	10,000.00	Balance January 1, 1968	
Parks, Playgrounds, Shade Trees		Total	5,618,000.00	Transfers From Liens	
Land Reclamation & Conservation				Sale for Cash (1968)	
Other Recreational Services	13,910.00	ISSUED AND OUTSTANDING		Cancelled, Abated or Adjusted (1968)	
EDUCATION (excluding schools)		School	4,814,000.00	Balance December 31, 1968	
Libraries	750.00	Self-liquidating	760,000.00	CURRENT FINANCES DECEMBER 31, 1968	
Other Educational Services		Other	10,000.00	ASSETS	
STATUTORY EXPENDITURES		Total	5,584,000.00	Cash on Hand Dec. 31, 1968	431,918.17
Pensions & F. I. C. A.	28,864.00	EQUALIZED VALUATION BASIS	80,571,338.67	Taxes Receivable	493,616.65
Employee Fringe Benefits	44,190.98	1968 CAPITAL OUTLAY	7,700.32	Tax Title Liens	12,711.81
Other Statutory Expenditures		Beaches and Boardwalks		Foreclosed Property	
TOTAL MUNICIPAL FUNCTIONS	701,471.12	Parks and Playgrounds		Emergencies & Other Deferred Charges	43,269.93
CAPITAL IMPROVEMENTS	20,000.00	Public Buildings and Grounds		State Aid Receivable	38,607.60
DEBT SERVICE		Vehicular Equipment		Other Receivables	24,752.17
Principal Payments	10,000.00	Streets, Roads, Sidewalks, Storm Sewers		Total	1,044,876.33
Interest Payments	1,000.00	Sewer System		LIABILITIES	
Other Debt Administration		Water System	7,700.32	Cash Liabilities	185,635.36
DEFERRED CHARGES	152,740.97	Other Utilities		Reserves For Receivables	531,080.63
SCHOOL, COUNTY, SPECIAL DISTRICT TAXES	2,592,152.89	Hospitals and Clinics		Surplus on Hand Dec. 31, 1968	328,160.34
RESERVE FOR UNCOLLECTED TAXES	404,058.26	Garbage and Trash Disposal Facilities		Total	1,044,876.33
TOTAL EXPENDITURES	3,881,423.24	Health Equipment			
		Library and Education Facilities			
		Conservation and Recreation			
		Other Expenditures			

1816		RARITAN BORO			PER CAPITA:		PER CENT:	
Population 1960	6,137	Net Valuation Taxable	17,898,912	TAX RATE:	Gross Debt	356.31	Gross Debt	6.22
Population 1968	7,170	State Equalized Value	42,105,179	General Rate Per \$100.	Net Debt	41.63	Net Debt	.72
		Net Valuation on Which County Taxes		Effective Tax Rate	Debt Service	4.53	Tax Levy Collected	97.32
Moody Rating		are apportioned:	44,107,944	General Rate	Total Tax Levy	183.33	Tax Levy Cancelled, Abated	
Land Area	2.06 Sq. Miles	State Equalization Ratio	.4251	Municipal Functions	Municipal Functions	76.07	or Adjusted	.16
1968 EXPENDITURES		1968 REVENUES			1968 PROPERTY TAX			
GENERAL GOVERNMENT		1968 Property Taxes Collected			1,279,397.36			
Governing Body & Public Boards		1968 Payments in Lieu of Taxes						
Municipal Clerk		Delinquent Tax & Lien Collections			35,326.65			
Financial Administration		Business Personalty Replacement Taxes			199,523.00			
Assessment of Taxes		Taxes from Public Utilities			95,001.18			
Collection of Taxes		Other Miscellaneous Tax Revenues			16,206.26			
Planning, Housing & Development		State Aid Revenues						
Elections		Federal Aid Revenues						
General Administration (other)		Sale of Acquired Property						
JUDICIARY		Other Miscellaneous Revenues			32,535.45			
Municipal Courts		Total 1968 Revenues			1,657,989.90			
PUBLIC SAFETY		Prior Years Surplus Appropriated			90,000.00			
Fire Protection		TOTAL REVENUES			1,747,989.90			
Police Protection								
Civil Defense & Disaster Control								
Environmental Inspection & Control								
Other Public Safety								
PUBLIC WORKS		1968 REAL PROPERTY VALUATIONS - ASSESSED						
Streets and Drainage		Code Class %						
Sewers and Sewage Processing		1 Vacant Land 1.12			198,550.00			
Garbage and Trash Disposal		2 Residential 67.73			11,990,575.00			
Public Buildings and Grounds		3 Farm						
Other Public Works		4a Commercial 13.98			2,474,650.00			
HEALTH and WELFARE		4b Industrial 17.17			3,039,095.00			
Health Services Except Environmental		4c Apartments						
Welfare-Public Assistance		Total Valuation 100.00.			17,702,870.00			
Hospitals, Clinics, First Aid		CAPITAL DEBT AUTHORIZED, DECEMBER 31, 1968						
Animal, Insect, & Rodent Control		ISSUED AND UNISSUED			GROSS DEBT			
Other Welfare Services		School			2,256,249.55			
RECREATION and CONSERVATION		Self-liquidating			298,523.66			
Beaches and Boardwalks		Other			2,554,773.21			
Parks, Playgrounds, Shade Trees		Total			298,523.66			
Land Reclamation & Conservation		ISSUED AND OUTSTANDING						
Other Recreational Services		School			2,256,249.55			
EDUCATION (excluding schools)		Self-liquidating						
Libraries		Other			213,000.00			
Other Educational Services		Total			2,469,249.55			
STATUTORY EXPENDITURES		EQUALIZED VALUATION BASIS			41,033,179.33			
Pensions & F. I. C. A.		1968 CAPITAL OUTLAY			96,331.15			
Employee Fringe Benefits		Beaches and Boardwalks			13,411.42			
Other Statutory Expenditures		Parks and Playgrounds			7,607.00			
TOTAL MUNICIPAL FUNCTIONS		Public Buildings and Grounds			41,348.73			
CAPITAL IMPROVEMENTS		Vehicular Equipment			8,404.00			
DEBT SERVICE		Streets, Roads, Sidewalks, Storm Sewers						
Principal Payments		Sewer System						
Interest Payments		Water System						
Other Debt Administration		Other Utilities						
DEFERRED CHARGES		Hospitals and Clinics						
SCHOOL, COUNTY, SPECIAL DISTRICT TAXES		Garbage and Trash Disposal Facilities						
RESERVE FOR UNCOLLECTED TAXES		Health Equipment						
		Library and Education Facilities						
		Conservation and Recreation						
		Other Expenditures			25,560.00			
TOTAL EXPENDITURES								

1021		RARITAN TWP				PER CAPITA:		PER CENT:		
Population 1960	4,545	Net Valuation Taxable	66,145,362	TAX RATE:		Gross Debt	533.07	Gross Debt	5.14	
Population 1968	6,710	State Equalized Value	74,732,077	General Rate Per \$100.		Net Debt		Net Debt		
		Net Valuation on Which County Taxes		Effective Tax Rate		Debt Service	1.22	Tax Levy Collected	93.72	
Moody Rating		are apportioned:	77,894,450	General Rate		Total Tax Levy	299.08	Tax Levy Cancelled, Abated		
Land Area	38.40 Sq. Miles	State Equalization Ratio	.8851	Municipal Functions		Municipal Functions	86.52	or Adjusted	1.66	
1968 EXPENDITURES		1968 REVENUES			1968 PROPERTY TAX					
GENERAL GOVERNMENT		1968 Property Taxes Collected			1,880,874.85		Local District School Taxes			1,002,412.95
Governing Body & Public Boards		1968 Payments in Lieu of Taxes					Regional & Consolidated School Taxes			582,040.11
Municipal Clerk		Delinquent Tax & Lien Collections			72,268.59		School Taxes in Municipal Budget			
Financial Administration		2,000.00	Business Personalty Replacement Taxes			220,670.00	County Taxes			350,373.39
Assessment of Taxes		42,500.00	Taxes from Public Utilities			128,976.05	County Library Taxes			13,043.15
Collection of Taxes		6,100.00	Other Miscellaneous Tax Revenues				Local Municipal Purpose Taxes			28,678.20
Planning, Housing & Development		8,300.00	State Aid Revenues			13,728.00	Veteran & Senior Citizen Taxes			35,100.00
Elections			Federal Aid Revenues				Total Taxes for Rate Computation			2,011,647.80
General Administration (other)		61,800.00	Sale of Acquired Property				Special District Taxes			
JUDICIARY			Other Miscellaneous Revenues			53,050.57	Bank Stock Taxes			533.40
Municipal Courts		6,000.00	Total 1968 Revenues			2,369,568.06	Added and Omitted Taxes			29,772.30
PUBLIC SAFETY			Prior Years Surplus Appropriated			66,000.00	Total Taxes Levied			2,006,853.50
Fire Protection		11,025.00	TOTAL REVENUES			2,435,568.06	1968 TAXES COLLECTED			1,880,874.85
Police Protection		14,500.00					1968 Taxes Cancelled, Abated or Adjusted			33,404.80
Civil Defense & Disaster Control		500.00					Transfer To Tax Title Liens			136.62
Environmental Inspection & Control		7,300.00					Balance Outstanding Dec. 31, 1968			92,437.23
Other Public Safety										
PUBLIC WORKS			1968 REAL PROPERTY VALUATIONS - ASSESSED							
Streets and Drainage		166,375.00	Code	Class	%					
Sewers and Sewage Processing		5,000.00	1	Vacant Land	5.67	3,674,400.00				
Garbage and Trash Disposal		8,500.00	2	Residential	50.95	33,011,850.00				
Public Buildings and Grounds		25,000.00	3	Farm	13.90	9,007,645.00				
Other Public Works			4a	Commercial	16.21	10,502,080.00				
HEALTH and WELFARE			4b	Industrial	13.27	8,595,695.00				
Health Services Except Environmental		5,500.00	4c	Apartments						
Welfare-Public Assistance		3,800.00	Total Valuation 100.00			64,791,670.00				
Hospitals, Clinics, First Aid			CAPITAL DEBT AUTHORIZED, DECEMBER 31, 1968							
Animal, Insect, & Rodent Control			ISSUED AND UNISSUED			GROSS DEBT	NET DEBT			
Other Welfare Services			School			3,576,928.89				
RECREATION and CONSERVATION			Self-liquidating							
Beaches and Boardwalks			Other							
Parks, Playgrounds, Shade Trees			Total			3,576,928.89				
Land Reclamation & Conservation			ISSUED AND OUTSTANDING							
Other Recreational Services		1,700.00	School			1,465,958.32				
EDUCATION (excluding schools)			Self-liquidating							
Libraries			Other							
Other Educational Services			Total			1,465,958.32				
STATUTORY EXPENDITURES			EQUALIZED VALUATION BASIS			69,586,067.67				
Pensions & F. I. C. A.		7,500.00	1968 CAPITAL OUTLAY							
Employee Fringe Benefits			Beaches and Boardwalks							
Other Statutory Expenditures			Parks and Playgrounds							
TOTAL MUNICIPAL FUNCTIONS		383,400.00	Public Buildings and Grounds							
CAPITAL IMPROVEMENTS		35,000.00	Vehicular Equipment							
DEBT SERVICE			Streets, Roads, Sidewalks, Storm Sewers							
Principal Payments		8,214.50	Sewer System							
Interest Payments			Water System							
Other Debt Administration			Other Utilities							
DEFERRED CHARGES			Hospitals and Clinics							
SCHOOL, COUNTY, SPECIAL DISTRICT TAXES		1,947,869.60	Garbage and Trash Disposal Facilities							
RESERVE FOR UNCOLLECTED TAXES		153,983.10	Health Equipment							
			Library and Education Facilities							
			Conservation and Recreation							
TOTAL EXPENDITURES		2,528,467.20	Other Expenditures							

1022		READINGTON TWP				PER CAPITA:		PER CENT:		
Population 1960	6,147	Net Valuation Taxable	54,560,297	TAX RATE:		Gross Debt	404.93	Gross Debt	4.64	
Population 1968	7,340	State Equalized Value	69,984,988	General Rate Per \$100.	4.00	Net Debt	8.17	Net Debt	.09	
		Net Valuation on Which County Taxes		Effective Tax Rate		Debt Service		Tax Levy Collected	88.48	
Moody Rating		are apportioned:	66,416,021	General Rate	3.11	Total Tax Levy	293.37	Tax Levy Cancelled, Abated		
Land Area	47.80 Sq. Miles	State Equalization Ratio	.7796	Municipal Functions	.90	Municipal Functions	86.62	or Adjusted	2.11	
1968 EXPENDITURES		1968 REVENUES				1968 PROPERTY TAX				
GENERAL GOVERNMENT		1968 Property Taxes Collected				1,905,446.19				
Governing Body & Public Boards		1968 Payments in Lieu of Taxes				Regional & Consolidated School Taxes				
Municipal Clerk		Delinquent Tax & Lien Collections				540,153.73				
Financial Administration		5,500.00	Business Personalty Replacement Taxes				School Taxes in Municipal Budget			
Assessment of Taxes		7,800.00	Taxes from Public Utilities				County Taxes			
Collection of Taxes		5,500.00	Other Miscellaneous Tax Revenues				299,350.76			
Planning, Housing & Development		10,100.00	State Aid Revenues				County Library Taxes			
Elections		2,250.00	Federal Aid Revenues				11,121.12			
General Administration (other)		51,000.00	Sale of Acquired Property				Local Municipal Purpose Taxes			
JUDICIARY			Other Miscellaneous Revenues				289,018.58			
Municipal Courts		5,900.00	Total 1968 Revenues				Veteran & Senior Citizen Taxes			
PUBLIC SAFETY			Prior Years Surplus Appropriated				41,850.00			
Fire Protection		8,000.00	TOTAL REVENUES				Total Taxes for Rate Computation			
Police Protection		38,300.00					2,178,866.38			
Civil Defense & Disaster Control		300.00					Special District Taxes			
Environmental Inspection & Control		6,450.00					1,028.39			
Other Public Safety							Bank Stock Taxes			
PUBLIC WORKS							1,113.33			
Streets and Drainage		156,885.00					Added and Omitted Taxes			
Sewers and Sewage Processing							14,227.64			
Garbage and Trash Disposal		10,400.00					Total Taxes Levied			
Public Buildings and Grounds		3,500.00					2,153,385.74			
Other Public Works							1968 TAXES COLLECTED			
HEALTH and WELFARE							1,905,446.19			
Health Services Except Environmental		3,900.00					1968 Taxes Cancelled, Abated or Adjusted			
Welfare-Public Assistance		5,800.00					45,646.59			
Hospitals, Clinics, First Aid							Transfer To Tax Title Liens			
Animal, Insect, Rodent Control							2,493.20			
Other Welfare Services							Balance Outstanding Dec. 31, 1968			
RECREATION and CONSERVATION							199,799.76			
Beaches and Boardwalks							PRIOR YEARS TAXES OUTSTANDING			
Parks, Playgrounds, Shade Trees		1,000.00					Balance January 1, 1968			
Land Reclamation & Conservation							240,535.22			
Other Recreational Services							Collected in 1968			
EDUCATION (excluding schools)							176,000.41			
Libraries							Cancelled, Abated or Adjusted (1968)			
Other Educational Services							Transfers to Tax Title Liens			
STATUTORY EXPENDITURES							Balance December 31, 1968			
Pensions & F. I. C. A.		11,800.00					64,534.81			
Employee Fringe Benefits		8,400.00					TAX TITLE LIENS OUTSTANDING			
Other Statutory Expenditures							Balance January 1, 1968			
TOTAL MUNICIPAL FUNCTIONS		342,785.00					8,834.57			
CAPITAL IMPROVEMENTS		15,000.00					Transfers From Taxes			
DEBT SERVICE							2,493.20			
Principal Payments							4,622.55			
Interest Payments							Cancelled, Abated or Adjusted (1968)			
Other Debt Administration							Balance December 31, 1968			
DEFERRED CHARGES		9,081.37					6,705.22			
SCHOOL, COUNTY, SPECIAL DISTRICT TAXES		1,849,026.19					PROPERTY ACQUIRED BY DEED OR FORECLOSURE			
RESERVE FOR UNCOLLECTED TAXES		268,956.54					Balance January 1, 1968			
TOTAL EXPENDITURES		2,484,849.10					700.00			
							Transfers From Liens			
							Sale for Cash (1968)			
							Cancelled, Abated or Adjusted (1968)			
							Balance December 31, 1968			
							700.00			
							CURRENT FINANCES DECEMBER 31, 1968			
							ASSETS			
							Cash on Hand Dec. 31, 1968			
							454,812.09			
							Taxes Receivable			
							264,334.57			
							Tax Title Liens			
							6,705.22			
							Foreclosed Property			
							700.00			
							Emergencies & Other Deferred Charges			
							4,490.12			
							State Aid Receivable			
							49,783.00			
							Other Receivables			
							22,017.16			
							Total			
							802,842.16			
							LIABILITIES			
							Cash Liabilities			
							420,828.71			
							Reserves For Receivables			
							293,756.95			
							Surplus on Hand Dec. 31, 1968			
							88,256.50			
							Total			
							802,842.16			

1340		RED BANK BORO			PER CAPITA:		PER CENT:	
Population 1960	12,482	Net Valuation Taxable	87,955,554	TAX RATE:	Gross Debt	318.65	Gross Debt	5.35
Population 1968	14,150	State Equalized Value	92,917,339	General Rate Per \$100.	Net Debt	57.27	Net Debt	.96
		Net Valuation on Which County Taxes		Effective Tax Rate	Debt Service	6.73	Tax Levy Collected	93.67
Moody Rating	AA	are apportioned:	91,122,876	General Rate	Total Tax Levy	230.10	Tax Levy Cancelled, Abated	
Land Area	1.80 Sq. Miles	State Equalization Ratio	.9466	Municipal Functions	Municipal Functions	123.76	or Adjusted	1.15
1968 EXPENDITURES		1968 REVENUES			1968 PROPERTY TAX			
GENERAL GOVERNMENT								
Governing Body & Public Boards	5,800.00	1968 Property Taxes Collected			Local District School Taxes			
Municipal Clerk		1968 Payments in Lieu of Taxes			Regional & Consolidated School Taxes			
Financial Administration	18,225.00	Delinquent Tax & Lien Collections			School Taxes in Municipal Budget			
Assessment of Taxes	12,300.00	Business Personalty Replacement Taxes			County Taxes			
Collection of Taxes	16,025.00	Taxes from Public Utilities			County Library Taxes			
Planning, Housing & Development	2,440.00	Other Miscellaneous Tax Revenues			Local Municipal Purpose Taxes			
Elections	4,200.00	State Aid Revenues			Veteran & Senior Citizen Taxes			
General Administration (other)	68,300.00	Federal Aid Revenues			Total Taxes for Rate Computation			
JUDICIARY		Sale of Acquired Property			Special District Taxes			
Municipal Courts	15,625.00	Other Miscellaneous Revenues			Bank Stock Taxes			
PUBLIC SAFETY		Total 1968 Revenues			Added and Omitted Taxes			
Fire Protection	40,825.00	Prior Years Surplus Appropriated			Total Taxes Levied			
Police Protection	350,075.00	TOTAL REVENUES			1968 TAXES COLLECTED			
Civil Defense & Disaster Control	3,600.00				1968 Taxes Cancelled, Abated or Adjusted			
Environmental Inspection & Control	10,050.00				Transfer To Tax Title Liens			
Other Public Safety					Balance Outstanding Dec. 31, 1968			
PUBLIC WORKS		1968 REAL PROPERTY VALUATIONS - ASSESSED						
Streets and Drainage	177,400.00	Code Class %						
Sewers and Sewage Processing		1 Vacant Land 2.67						
Garbage and Trash Disposal	125,600.00	2 Residential 50.52						
Public Buildings and Grounds	27,550.00	3 Farm						
Other Public Works	15,350.00	4a Commercial 30.80						
HEALTH and WELFARE		4b Industrial 2.74						
Health Services Except Environmental	48,240.00	4c Apartments 13.27						
Welfare-Public Assistance	17,175.00	Total Valuation 100.00%						
Hospitals, Clinics, First Aid	4,500.00							
Animal, Insect, & Rodent Control								
Other Welfare Services								
RECREATION and CONSERVATION		CAPITAL DEBT AUTHORIZED, DECEMBER 31, 1968						
Beaches and Boardwalks		ISSUED AND UNISSUED						
Parks, Playgrounds, Shade Trees	81,200.00	School						
Land Reclamation & Conservation		Self-liquidating						
Other Recreational Services	625.00	Other						
EDUCATION (excluding schools)		Total						
Libraries	71,000.00							
Other Educational Services								
STATUTORY EXPENDITURES		ISSUED AND OUTSTANDING						
Pensions & F. I. C. A.	138,200.00	School						
Employee Fringe Benefits	39,600.00	Self-liquidating						
Other Statutory Expenditures		Other						
TOTAL MUNICIPAL FUNCTIONS		Total						
CAPITAL IMPROVEMENTS	30,000.00							
DEBT SERVICE								
Principal Payments	68,800.00							
Interest Payments	26,500.00							
Other Debt Administration								
DEFERRED CHARGES	9,500.00							
SCHOOL, COUNTY, SPECIAL DISTRICT TAXES	2,462,050.96							
RESERVE FOR UNCOLLECTED TAXES	322,627.09							
TOTAL EXPENDITURES	4,213,383.05							

0249
Population 1960 **10,788**
Population 1968 **12,250**

Moody Rating
Land Area **2.60** Sq. Miles

Net Valuation Taxable **99,997,121**
State Equalized Value **127,466,056**
Net Valuation on Which County Taxes
are apportioned: **143,244,906**
State Equalization Ratio **.7845**

RIDGEFIELD BORO
TAX RATE:
General Rate Per \$100. **.93**
Effective Tax Rate
General Rate **.72**
Municipal Functions **2.38**

PER CAPITA:
Gross Debt **182.04**
Net Debt **.40**
Debt Service **.42**
Total Tax Levy **72.82**
Municipal Functions **248.33**

PER CENT:
Gross Debt **1.78**
Net Debt
Tax Levy Collected **99.02**
Tax Levy Cancelled, Abated
or Adjusted **.01**

1968 EXPENDITURES		1968 REVENUES		1968 PROPERTY TAX	
GENERAL GOVERNMENT					
Governing Body & Public Boards		1968 Property Taxes Collected	883,423.62	Local District School Taxes	364,794.07
Municipal Clerk		1968 Payments in Lieu of Taxes	3,618.48	Regional & Consolidated School Taxes	
Financial Administration		Delinquent Tax & Lien Collections	9,465.18	School Taxes in Municipal Budget	
Assessment of Taxes	34,800.00	Business Personalty Replacement Taxes	165,343.00	County Taxes	505,692.70
Collection of Taxes	19,700.00	Taxes from Public Utilities	2,523,628.82	County Library Taxes	
Planning, Housing & Development	7,200.00	Other Miscellaneous Tax Revenues		Local Municipal Purpose Taxes	
Elections		State Aid Revenues	16,441.97	Veteran & Senior Citizen Taxes	57,580.00
General Administration (other)	152,600.00	Federal Aid Revenues		Total Taxes for Rate Computation	928,066.77
JUDICIARY		Sale of Acquired Property		Special District Taxes	
Municipal Courts		Other Miscellaneous Revenues	168,979.05	Bank Stock Taxes	7,709.61
PUBLIC SAFETY		Total 1968 Revenues	3,770,900.12	Added and Omitted Taxes	13,964.34
Fire Protection	52,000.00	Prior Years Surplus Appropriated	700,000.00	Total Taxes Levied	892,160.72
Police Protection	304,000.00	TOTAL REVENUES	4,470,900.12	1968 TAXES COLLECTED	883,423.62
Civil Defense & Disaster Control	8,500.00			1968 Taxes Cancelled, Abated or Adjusted	160.00
Environmental Inspection & Control				Transfer To Tax Title Liens	174.84
Other Public Safety				Balance Outstanding Dec. 31, 1968	10,880.84
PUBLIC WORKS		1968 REAL PROPERTY VALUATIONS - ASSESSED			
Streets and Drainage	248,800.00	Code	Class	%	
Sewers and Sewage Processing	87,000.00	1	Vacant Land	2.86	2,847,300.00
Garbage and Trash Disposal	65,000.00	2	Residential	50.48	50,182,900.00
Public Buildings and Grounds	51,600.00	3	Farm		
Other Public Works		4a	Commercial	7.33	7,283,100.00
HEALTH and WELFARE		4b	Industrial	31.57	31,390,600.00
Health Services Except Environmental	29,840.00	4c	Apartments	7.76	7,715,100.00
Welfare-Public Assistance	5,900.00	Total Valuation	100.00		99,419,000.00
Hospitals, Clinics, First Aid		CAPITAL DEBT AUTHORIZED, DECEMBER 31, 1968			
Animal, Insect, & Rodent Control		ISSUED AND UNISSUED	GROSS DEBT	NET DEBT	
Other Welfare Services		School	1,765,000.00		
RECREATION and CONSERVATION		Self-liquidating	460,000.00		
Beaches and Boardwalks		Other	5,000.00	5,000.00	
Parks, Playgrounds, Shade Trees	80,500.00	Total	2,230,000.00	5,000.00	
Land Reclamation & Conservation		ISSUED AND OUTSTANDING			
Other Recreational Services		School		1,765,000.00	
EDUCATION (excluding schools)		Self-liquidating		460,000.00	
Libraries	66,000.00	Other		5,000.00	
Other Educational Services	1,500,000.00	Total		2,230,000.00	
STATUTORY EXPENDITURES		EQUALIZED VALUATION BASIS		125,159,705.00	
Pensions & F. I. C. A.	81,000.00	1968 CAPITAL OUTLAY		329,602.03	
Employee Fringe Benefits		Beaches and Boardwalks		128,286.74	
Other Statutory Expenditures		Parks and Playgrounds		9,038.54	
TOTAL MUNICIPAL FUNCTIONS	2,794,440.00	Public Buildings and Grounds			
CAPITAL IMPROVEMENTS	175,000.00	Vehicular Equipment			
DEBT SERVICE		Streets, Roads, Sidewalks, Storm Sewers		169,876.56	
Principal Payments	5,000.00	Sewer System			
Interest Payments	161.25	Water System			
Other Debt Administration		Other Utilities			
DEFERRED CHARGES	12,234.00	Hospitals and Clinics			
SCHOOL, COUNTY, SPECIAL DISTRICT TAXES	870,486.77	Garbage and Trash Disposal Facilities			
RESERVE FOR UNCOLLECTED TAXES	55,301.72	Health Equipment			
		Library and Education Facilities			
		Conservation and Recreation			
TOTAL EXPENDITURES	3,912,623.74	Other Expenditures		22,400.19	

0250		RIDGEFIELD PARK TWP				PER CAPITA:		PER CENT:	
Population 1960	12,701	Net Valuation Taxable	70,532,800	TAX RATE:		Gross Debt	244.54	Gross Debt	4.62
Population 1968	15,120	State Equalized Value	84,440,081	General Rate Per \$100.	4.06	Net Debt	32.86	Net Debt	.62
		Net Valuation on Which County Taxes		Effective Tax Rate		Debt Service	5.33	Tax Levy Collected	97.22
Moody Rating		are apportioned:	85,515,842	General Rate	3.39	Total Tax Levy	185.49	Tax Levy Cancelled, Abated	
Land Area	2.00 Sq. Miles	State Equalization Ratio	.8353	Municipal Functions	1.64	Municipal Functions	91.66	or Adjusted	.67
1968 EXPENDITURES		1968 REVENUES				1968 PROPERTY TAX			
GENERAL GOVERNMENT		1968 Property Taxes Collected				2,726,773.72			
Governing Body & Public Boards		1968 Payments in Lieu of Taxes				1,978.99			
Municipal Clerk		Delinquent Tax & Lien Collections				85,058.55			
Financial Administration		Business Personalty Replacement Taxes				156,568.00			
Assessment of Taxes		Taxes from Public Utilities				150,980.35			
Collection of Taxes		Other Miscellaneous Tax Revenues				5,905.00			
Planning, Housing & Development		State Aid Revenues							
Elections		Federal Aid Revenues							
General Administration (other)		Sale of Acquired Property							
JUDICIARY		Other Miscellaneous Revenues				93,601.31			
Municipal Courts		Total 1968 Revenues				3,220,865.92			
PUBLIC SAFETY		Prior Years Surplus Appropriated				220,000.00			
Fire Protection		TOTAL REVENUES				3,440,865.92			
Police Protection									
Civil Defense & Disaster Control									
Environmental Inspection & Control									
Other Public Safety									
PUBLIC WORKS		1968 REAL PROPERTY VALUATIONS - ASSESSED							
Streets and Drainage		Code Class %							
Sewers and Sewage Processing		1 Vacant Land 1.72				1,209,900.00			
Garbage and Trash Disposal		2 Residential 66.92				46,969,100.00			
Public Buildings and Grounds		3 Farm							
Other Public Works		4a Commercial 11.42				8,018,800.00			
HEALTH and WELFARE		4b Industrial 7.55				5,302,100.00			
Health Services Except Environmental		4c Apartments 12.38				8,689,800.00			
Welfare-Public Assistance		Total Valuation 99.99				70,189,700.00			
Hospitals, Clinics, First Aid									
Animal, Insect, & Rodent Control									
Other Welfare Services									
RECREATION and CONSERVATION		CAPITAL DEBT AUTHORIZED, DECEMBER 31, 1968							
Beaches and Boardwalks		ISSUED AND UNISSUED				GROSS DEBT NET DEBT			
Parks, Playgrounds, Shade Trees		School				3,420,000.00 219,460.55			
Land Reclamation & Conservation		Self-liquidating				277,500.00 277,500.00			
Other Recreational Services		Other				3,697,500.00 496,960.55			
EDUCATION (excluding schools)		Total							
Libraries									
Other Educational Services									
STATUTORY EXPENDITURES		ISSUED AND OUTSTANDING							
Pensions & F. I. C. A.		School				3,420,000.00			
Employee Fringe Benefits		Self-liquidating				277,000.00			
Other Statutory Expenditures		Other				3,697,000.00			
TOTAL MUNICIPAL FUNCTIONS		EQUALIZED VALUATION BASIS				80,013,486.33			
CAPITAL IMPROVEMENTS		1968 CAPITAL OUTLAY				15,521.66			
DEBT SERVICE		Beaches and Boardwalks							
Principal Payments		Parks and Playgrounds							
Interest Payments		Public Buildings and Grounds				4,382.26			
Other Debt Administration		Vehicular Equipment							
DEFERRED CHARGES		Streets, Roads, Sidewalks, Storm Sewers							
SCHOOL, COUNTY, SPECIAL DISTRICT TAXES		Sewer System							
RESERVE FOR UNCOLLECTED TAXES		Water System							
TOTAL EXPENDITURES		Other Utilities							
		Hospitals and Clinics							
		Garbage and Trash Disposal Facilities							
		Health Equipment							
		Library and Education Facilities							
		Conservation and Recreation							
		Other Expenditures				11,139.40			

0251		RIDGEWOOD TWP				PER CAPITA:		PER CENT:		
Population 1960	25,391	Net Valuation Taxable	235,803,115	TAX RATE:		Gross Debt	538.89	Gross Debt	5.56	
Population 1968	26,880	State Equalized Value	281,892,546	General Rate Per \$100.		Net Debt	139.62	Net Debt	1.44	
		Net Valuation on Which County Taxes		Effective Tax Rate		Debt Service	10.83	Tax Levy Collected	97.80	
Moody Rating	AA	are apportioned:	268,304,672	General Rate		Total Tax Levy	351.76	Tax Levy Cancelled, Abated		
Land Area	5.90 Sq. Miles	State Equalization Ratio	.8365	Municipal Functions		Municipal Functions	26.12	or Adjusted	.08	
1968 EXPENDITURES		1968 REVENUES			1968 PROPERTY TAX					
GENERAL GOVERNMENT		1968 Property Taxes Collected			9,247,497.85		Local District School Taxes			6,342,532.00
Governing Body & Public Boards		1968 Payments in Lieu of Taxes					Regional & Consolidated School Taxes			
Municipal Clerk		Delinquent Tax & Lien Collections			214,262.05		School Taxes in Municipal Budget			
Financial Administration		Business Personalty Replacement Taxes			147,639.00		County Taxes			949,940.12
Assessment of Taxes		Taxes from Public Utilities			371,920.80		County Library Taxes			
Collection of Taxes		Other Miscellaneous Tax Revenues					Local Municipal Purpose Taxes			2,105,203.37
Planning, Housing & Development		State Aid Revenues			16,200.96		Veteran & Senior Citizen Taxes			161,640.00
Elections		Federal Aid Revenues					Total Taxes for Rate Computation			9,559,315.49
General Administration (other)		Sale of Acquired Property					Special District Taxes			
JUDICIARY		Other Miscellaneous Revenues			321,734.10		Bank Stock Taxes			21,626.57
Municipal Courts		Total 1968 Revenues			10,319,254.76		Added and Omitted Taxes			36,119.27
PUBLIC SAFETY		Prior Years Surplus Appropriated			296,057.00		Total Taxes Levied			9,455,421.33
Fire Protection		TOTAL REVENUES			10,615,311.76		1968 TAXES COLLECTED			9,247,497.85
Police Protection							1968 Taxes Cancelled, Abated or Adjusted			7,849.57
Civil Defense & Disaster Control							Transfer To Tax Title Liens			568.40
Environmental Inspection & Control							Balance Outstanding Dec. 31, 1968			217,113.69
Other Public Safety										
PUBLIC WORKS		1968 REAL PROPERTY VALUATIONS - ASSESSED								
		Code Class %								
		1 Vacant Land 1.20			2,768,000.00					
Streets and Drainage		2 Residential 85.24			197,226,000.00					
Sewers and Sewage Processing		3 Farm								
Garbage and Trash Disposal		4a Commercial 10.43			24,121,200.00					
Public Buildings and Grounds		4b Industrial								
Other Public Works		4c Apartments 3.14			7,260,000.00					
HEALTH and WELFARE		Total Valuation 100.01			231,375,200.00					
Health Services Except Environmental										
Welfare-Public Assistance										
Hospitals, Clinics, First Aid										
Animal, Insect, & Rodent Control										
Other Welfare Services										
RECREATION and CONSERVATION		CAPITAL DEBT AUTHORIZED, DECEMBER 31, 1968								
Beaches and Boardwalks		ISSUED AND UNISSUED			GROSS DEBT		NET DEBT			
Parks, Playgrounds, Shade Trees		School			8,148,500.00					
Land Reclamation & Conservation		Self-liquidating			2,546,056.13					
Other Recreational Services		Other			3,790,890.23		3,753,110.97			
EDUCATION (excluding schools)		Total			14,485,446.36		3,753,110.97			
Libraries										
Other Educational Services										
STATUTORY EXPENDITURES		ISSUED AND OUTSTANDING								
Pensions & F. I. C. A.		School			7,867,000.00					
Employee Fringe Benefits		Self-liquidating			1,386,293.60					
Other Statutory Expenditures		Other			3,422,706.40					
		Total			12,676,000.00					
TOTAL MUNICIPAL FUNCTIONS		EQUALIZED VALUATION BASIS			260,503,449.00		CURRENT FINANCES DECEMBER 31, 1968			
CAPITAL IMPROVEMENTS		1968 CAPITAL OUTLAY			332,680.39		ASSETS			
DEBT SERVICE		Beaches and Boardwalks					Cash on Hand Dec. 31, 1968			
Principal Payments		Parks and Playgrounds			38,619.59		Taxes Receivable			
Interest Payments		Public Buildings and Grounds					217,231.84			
Other Debt Administration		Vehicular Equipment					Tax Title Liens			
DEFERRED CHARGES		Streets, Roads, Sidewalks, Storm Sewers			98,561.32		4,930.13			
SCHOOL, COUNTY, SPECIAL DISTRICT TAXES		Sewer System			3,919.28		Foreclosed Property			
RESERVE FOR UNCOLLECTED TAXES		Water System			191,580.20		8,500.00			
		Other Utilities					Emergencies & Other Deferred Charges			
		Hospitals and Clinics					20,351.96			
		Garbage and Trash Disposal Facilities					State Aid Receivable			
		Health Equipment					89,436.55			
		Library and Education Facilities					Other Receivables			
		Conservation and Recreation					9,878.38			
		Other Expenditures					Total			
							3,026,434.17			
							LIABILITIES			
							Cash Liabilities			
							2,272,757.75			
							Reserves For Receivables			
							240,540.35			
							Surplus on Hand Dec. 31, 1968			
							513,136.07			
							Total			
							3,026,434.17			

1611		RINGWOOD BORO			PER CAPITA:		PER CENT:	
Population 1960	4,182	Net Valuation Taxable	61,620,863	TAX RATE:	Gross Debt	633.17	Gross Debt	5.46
Population 1968	6,700	State Equalized Value	80,867,274	General Rate Per \$100.	Net Debt	161.73	Net Debt	1.39
Moody Rating		Net Valuation on Which County Taxes are apportioned:	89,752,620	Effective Tax Rate	Debt Service	4.39	Tax Levy Collected	95.92
Land Area	27.30 Sq. Miles	State Equalization Ratio	.7620	General Rate	Total Tax Levy	383.17	Tax Levy Cancelled, Abated or Adjusted	.59
				Municipal Functions	Municipal Functions	150.63		
1968 EXPENDITURES		1968 REVENUES			1968 PROPERTY TAX			
GENERAL GOVERNMENT		1968 Property Taxes Collected			Local District School Taxes			
Governing Body & Public Boards		1968 Payments in Lieu of Taxes			Regional & Consolidated School Taxes			
Municipal Clerk		Delinquent Tax & Lien Collections			School Taxes in Municipal Budget			
Financial Administration		Business Personalty Replacement Taxes			County Taxes			
Assessment of Taxes		Taxes from Public Utilities			County Library Taxes			
Collection of Taxes		Other Miscellaneous Tax Revenues			Local Municipal Purpose Taxes			
Planning, Housing & Development		State Aid Revenues			Veteran & Senior Citizen Taxes			
Elections		Federal Aid Revenues			Total Taxes for Rate Computation			
General Administration (other)		Sale of Acquired Property			Special District Taxes			
JUDICIARY		Other Miscellaneous Revenues			Bank Stock Taxes			
Municipal Courts		Total 1968 Revenues			Added and Omitted Taxes			
PUBLIC SAFETY		Prior Years Surplus Appropriated			Total Taxes Levied			
Fire Protection		TOTAL REVENUES			1968 TAXES COLLECTED			
Police Protection		1968 REAL PROPERTY VALUATIONS - ASSESSED			1968 Taxes Cancelled, Abated or Adjusted			
Civil Defense & Disaster Control		Code Class %			Transfer To Tax Title Liens			
Environmental Inspection & Control		1 16.71			Balance Outstanding Dec. 31, 1968			
Other Public Safety		2 77.01			PRIOR YEARS TAXES OUTSTANDING			
PUBLIC WORKS		3 .05			Balance January 1, 1968			
Streets and Drainage		4a 5.04			Collected In 1968			
Sewers and Sewage Processing		4b 1.19			Cancelled, Abated or Adjusted (1968)			
Garbage and Trash Disposal		4c Apartments			Transfers to Tax Title Liens			
Public Buildings and Grounds		Total Valuation 100.00			Balance December 31, 1968			
Other Public Works		CAPITAL DEBT AUTHORIZED, DECEMBER 31, 1968			TAX TITLE LIENS OUTSTANDING			
HEALTH and WELFARE		ISSUED AND UNISSUED			Balance January 1, 1968			
Health Services Except Environmental		GROSS DEBT			Transfers From Taxes			
Welfare-Public Assistance		School			Redeemed In 1968			
Hospitals, Clinics, First Aid		Self-liquidating			Cancelled, Abated or Adjusted (1968)			
Animal, Insect, & Rodent Control		Other			Balance December 31, 1968			
Other Welfare Services		Total			PROPERTY ACQUIRED BY DEED OR FORECLOSURE			
RECREATION and CONSERVATION		ISSUED AND OUTSTANDING			Balance January 1, 1968			
Beaches and Boardwalks		School			Transfers From Liens			
Parks, Playgrounds, Shade Trees		Self-liquidating			Sale for Cash (1968)			
Land Reclamation & Conservation		Other			Cancelled, Abated or Adjusted (1968)			
Other Recreational Services		Total			Balance December 31, 1968			
EDUCATION (excluding schools)		EQUALIZED VALUATION BASIS			CURRENT FINANCES DECEMBER 31, 1968			
Libraries		1968 CAPITAL OUTLAY			ASSETS			
Other Educational Services		Beaches and Boardwalks			Cash on Hand Dec. 31, 1968			
STATUTORY EXPENDITURES		Parks and Playgrounds			Taxes Receivable			
Pensions & F. I. C. A.		Public Buildings and Grounds			Tax Title Liens			
Employee Fringe Benefits		Vehicular Equipment			Foreclosed Property			
Other Statutory Expenditures		Streets, Roads, Sidewalks, Storm Sewers			Emergencies & Other Deferred Charges			
TOTAL MUNICIPAL FUNCTIONS		Sewer System			State Aid Receivable			
CAPITAL IMPROVEMENTS		Water System			Other Receivables			
DEBT SERVICE		Other Utilities			Total			
Principal Payments		Hospitals and Clinics			LIABILITIES			
Interest Payments		Garbage and Trash Disposal Facilities			Cash Liabilities			
Other Debt Administration		Health Equipment			Reserves For Receivables			
DEFERRED CHARGES		Library and Education Facilities			Surplus on Hand Dec. 31, 1968			
SCHOOL, COUNTY, SPECIAL DISTRICT TAXES		Conservation and Recreation			Total			
RESERVE FOR UNCOLLECTED TAXES		Other Expenditures						
TOTAL EXPENDITURES								

1433		RIVERDALE BORO			PER CAPITA:	PER CENT:
Population 1960	2,596	Net Valuation Taxable	11,269,646	TAX RATE:	Gross Debt	Gross Debt
Population 1968	3,010	State Equalized Value	27,420,063	General Rate Per \$100.	Net Debt	Net Debt
		Net Valuation on Which County Taxes are apportioned:	23,960,258	Effective Tax Rate	Debt Service	Tax Levy Collected
Moody Rating		State Equalization Ratio	.4110	General Rate	Total Tax Levy	Tax Levy Cancelled, Abated or Adjusted
Land Area	1.80 Sq. Miles			Municipal Functions	Municipal Functions	
1968 EXPENDITURES		1968 REVENUES		1968 PROPERTY TAX		
GENERAL GOVERNMENT		1968 Property Taxes Collected		Local District School Taxes		
Governing Body & Public Boards		1968 Payments in Lieu of Taxes		Regional & Consolidated School Taxes		
Municipal Clerk		Delinquent Tax & Lien Collections		School Taxes in Municipal Budget		
Financial Administration		Business Personalty Replacement Taxes		County Taxes		
Assessment of Taxes		Taxes from Public Utilities		County Library Taxes		
Collection of Taxes		Other Miscellaneous Tax Revenues		Local Municipal Purpose Taxes		
Planning, Housing & Development		State Aid Revenues		Veteran & Senior Citizen Taxes		
Elections		Federal Aid Revenues		Total Taxes for Rate Computation		
General Administration (other)		Sale of Acquired Property		Special District Taxes		
JUDICIARY		Other Miscellaneous Revenues		Bank Stock Taxes		
Municipal Courts		Total 1968 Revenues		Added and Omitted Taxes		
PUBLIC SAFETY		Prior Years Surplus Appropriated		Total Taxes Levied		
Fire Protection		TOTAL REVENUES		1968 TAXES COLLECTED		
Police Protection		1968 REAL PROPERTY VALUATIONS - ASSESSED		1968 Taxes Cancelled, Abated or Adjusted		
Civil Defense & Disaster Control		Code Class %		Transfer To Tax Title Liens		
Environmental Inspection & Control		1 Vacant Land 5.96		Balance Outstanding Dec. 31, 1968		
Other Public Safety		2 Residential 66.37		PRIOR YEARS TAXES OUTSTANDING		
PUBLIC WORKS		3 Farm		Balance January 1, 1968		
Streets and Drainage		4a Commercial 21.01		Collected in 1968		
Sewers and Sewage Processing		4b Industrial 6.56		Cancelled, Abated or Adjusted (1968)		
Garbage and Trash Disposal		4c Apartments .10		Transfers to Tax Title Liens		
Public Buildings and Grounds		Total Valuation 100.00		Balance December 31, 1968		
Other Public Works		CAPITAL DEBT AUTHORIZED, DECEMBER 31, 1968		TAX TITLE LIENS OUTSTANDING		
HEALTH and WELFARE		ISSUED AND UNISSUED		Balance January 1, 1968		
Health Services Except Environmental		GROSS DEBT		Transfers From Taxes		
Welfare-Public Assistance		NET DEBT		Redeemed in 1968		
Hospitals, Clinics, First Aid		SCHOOL		Cancelled, Abated or Adjusted (1968)		
Animal, Insect, & Rodent Control		Self-liquidating		Balance December 31, 1968		
Other Welfare Services		Other		PROPERTY ACQUIRED BY DEED OR FORECLOSURE		
RECREATION and CONSERVATION		Total		Balance January 1, 1968		
Beaches and Boardwalks		ISSUED AND OUTSTANDING		Transfers From Liens		
Parks, Playgrounds, Shade Trees		SCHOOL		Sale for Cash (1968)		
Land Reclamation & Conservation		Self-liquidating		Cancelled, Abated or Adjusted (1968)		
Other Recreational Services		Other		Balance December 31, 1968		
EDUCATION (excluding schools)		Total		CURRENT FINANCES DECEMBER 31, 1968		
Libraries		EQUALIZED VALUATION BASIS		ASSETS		
Other Educational Services		1968 CAPITAL OUTLAY		Cash on Hand Dec. 31, 1968		
STATUTORY EXPENDITURES		Beaches and Boardwalks		Taxes Receivable		
Pensions & F. I. C. A.		Parks and Playgrounds		Tax Title Liens		
Employee Fringe Benefits		Public Buildings and Grounds		Foreclosed Property		
Other Statutory Expenditures		Vehicular Equipment		Emergencies & Other Deferred Charges		
TOTAL MUNICIPAL FUNCTIONS		Streets, Roads, Sidewalks, Storm Sewers		State Aid Receivable		
CAPITAL IMPROVEMENTS		Sewer System		Other Receivables		
DEBT SERVICE		Water System		Total		
Principal Payments		Other Utilities		LIABILITIES		
Interest Payments		Hospitals and Clinics		Cash Liabilities		
Other Debt Administration		Garbage and Trash Disposal Facilities		Reserves For Receivables		
DEFERRED CHARGES		Health Equipment		Surplus on Hand Dec. 31, 1968		
SCHOOL, COUNTY, SPECIAL DISTRICT TAXES		Library and Education Facilities		Total		
RESERVE FOR UNCOLLECTED TAXES		Conservation and Recreation				
TOTAL EXPENDITURES		Other Expenditures				

0252		RIVER EDGE BORO			PER CAPITA:	PER CENT:
Population 1960	13,264	Net Valuation Taxable	83,945,609	TAX RATE:	Gross Debt	Gross Debt
Population 1968	14,070	State Equalized Value	105,911,694	General Rate Per \$100.	Net Debt	Net Debt
		Net Valuation on Which County Taxes		Effective Tax Rate	Debt Service	Tax Levy Collected
Moody Rating		are apportioned:	104,707,991	General Rate	Total Tax Levy	Tax Levy Cancelled, Abated
Land Area	1.90 Sq. Miles	State Equalization Ratio	.7926	Municipal Functions	Municipal Functions	or Adjusted
1968 EXPENDITURES		1968 REVENUES		1968 PROPERTY TAX		
GENERAL GOVERNMENT		1968 Property Taxes Collected	2,987,723.55	Local District School Taxes	758,739.83	
Governing Body & Public Boards		1968 Payments in Lieu of Taxes	33,544.38	Regional & Consolidated School Taxes	1,234,738.11	
Municipal Clerk		Delinquent Tax & Lien Collections	19,356.68	School Taxes in Municipal Budget		
Financial Administration		Business Personalty Replacement Taxes	43,896.00	County Taxes	370,609.22	
Assessment of Taxes	14,925.00	Taxes from Public Utilities	176,351.97	County Library Taxes		
Collection of Taxes	16,625.00	Other Miscellaneous Tax Revenues		Local Municipal Purpose Taxes	639,211.95	
Planning, Housing & Development	1,000.00	State Aid Revenues	19,503.00	Veteran & Senior Citizen Taxes	85,690.00	
Elections		Federal Aid Revenues		Total Taxes for Rate Computation	3,088,989.11	
General Administration (other)	84,900.00	Sale of Acquired Property		Special District Taxes		
JUDICIARY		Other Miscellaneous Revenues	76,117.25	Bank Stock Taxes	3,159.36	
Municipal Courts	5,425.00	Total 1968 Revenues	3,356,492.83	Added and Omitted Taxes	11,964.36	
PUBLIC SAFETY		Prior Years Surplus Appropriated	200,000.00	Total Taxes Levied	3,018,422.83	
Fire Protection	45,100.00	TOTAL REVENUES	3,556,492.83	1968 TAXES COLLECTED	2,987,723.55	
Police Protection	242,418.00			1968 Taxes Cancelled, Abated or Adjusted	12,103.83	
Civil Defense & Disaster Control	1,900.00			Transfer To Tax Title Liens		
Environmental Inspection & Control		1968 REAL PROPERTY VALUATIONS - ASSESSED		Balance Outstanding Dec. 31, 1968	21,304.15	
Other Public Safety		Code Class %				
PUBLIC WORKS		1 Vacant Land .70	570,950.00			
Streets and Drainage	185,965.00	2 Residential 78.43	63,901,220.00	PRIOR YEARS TAXES OUTSTANDING		
Sewers and Sewage Processing	94,000.89	3 Farm		Balance January 1, 1968	19,489.59	
Garbage and Trash Disposal	106,293.00	4a Commercial 9.24	7,526,765.00	Collected in 1968	19,356.68	
Public Buildings and Grounds	20,400.00	4b Industrial .58	471,475.00	Cancelled, Abated or Adjusted (1968)	123.78	
Other Public Works	8,000.00	4c Apartments 11.05	9,001,475.00	Transfers to Tax Title Liens		
HEALTH and WELFARE		Total Valuation 100.00	81,471,885.00	Balance December 31, 1968	9.13	
Health Services Except Environmental	29,435.00					
Welfare-Public Assistance	4,000.00	CAPITAL DEBT AUTHORIZED, DECEMBER 31, 1968		TAX TITLE LIENS OUTSTANDING		
Hospitals, Clinics, First Aid		ISSUED AND UNISSUED		Balance January 1, 1968		
Animal, Insect, & Rodent Control		School	2,153,530.37	Transfers From Taxes		
Other Welfare Services	1,200.00	Self-liquidating	306,050.00	Redeemed in 1968		
RECREATION and CONSERVATION		Other	306,050.00	Cancelled, Abated or Adjusted (1968)		
Beaches and Boardwalks		Total	2,459,580.37	Balance December 31, 1968		
Parks, Playgrounds, Shade Trees	14,000.00	ISSUED AND OUTSTANDING		PROPERTY ACQUIRED BY DEED OR		
Land Reclamation & Conservation		School	2,153,530.37	FORECLOSURE		
Other Recreational Services	21,100.00	Self-liquidating	283,400.00	Balance January 1, 1968	19,075.00	
EDUCATION (excluding schools)		Other	2,436,930.37	Transfers From Liens		
Libraries	60,070.00	Total		Sale for Cash (1968)		
Other Educational Services		EQUALIZED VALUATION BASIS	99,690,596.67	Cancelled, Abated or Adjusted (1968)		
STATUTORY EXPENDITURES		1968 CAPITAL OUTLAY	38,018.32	Balance December 31, 1968	19,075.00	
Pensions & F. I. C. A.	49,237.42	Beaches and Boardwalks		CURRENT FINANCES DECEMBER 31, 1968		
Employee Fringe Benefits	7,300.00	Parks and Playgrounds		ASSETS		
Other Statutory Expenditures		Public Buildings and Grounds	86.50	Cash on Hand Dec. 31, 1968	981,032.31	
TOTAL MUNICIPAL FUNCTIONS	1,013,294.31	Vehicular Equipment	35,231.82	Taxes Receivable	21,313.28	
CAPITAL IMPROVEMENTS	22,000.00	Streets, Roads, Sidewalks, Storm Sewers		Tax Title Liens	19,075.00	
DEBT SERVICE		Sewer System		Foreclosed Property		
Principal Payments	49,100.00	Water System		Emergencies & Other Deferred Charges		
Interest Payments	9,009.00	Other Utilities		State Aid Receivable	32,436.00	
Other Debt Administration		Hospitals and Clinics		Other Receivables	75.00	
DEFERRED CHARGES		Garbage and Trash Disposal Facilities		Total	1,053,931.59	
SCHOOL, COUNTY, SPECIAL DISTRICT TAXES	2,364,087.16	Health Equipment		LIABILITIES		
RESERVE FOR UNCOLLECTED TAXES	76,795.00	Library and Education Facilities		Cash Liabilities	119,931.61	
TOTAL EXPENDITURES	3,534,285.47	Conservation and Recreation	2,700.00	Reserves For Receivables	40,463.28	
		Other Expenditures		Surplus on Hand Dec. 31, 1968	893,536.70	
				Total	1,053,931.59	

0330		RIVERSIDE TWP				PER CAPITA:		PER CENT:		
Population 1960	8,474	Net Valuation Taxable	32,735,126	TAX RATE:		Gross Debt	75.92	Gross Debt	2.14	
Population 1968	9,620	State Equalized Value	37,687,227	General Rate Per \$100.	3.75	Net Debt	7.31	Net Debt	.20	
		Net Valuation on Which County Taxes		Effective Tax Rate		Debt Service		Tax Levy Collected	94.56	
Moody Rating		are apportioned:	38,541,200	General Rate	3.25	Total Tax Levy	123.15	Tax Levy Cancelled, Abated		
Land Area	1.54 Sq. Miles	State Equalization Ratio	.8686	Municipal Functions	1.30	Municipal Functions	51.24	or Adjusted	.36	
1968 EXPENDITURES		1968 REVENUES			1968 PROPERTY TAX					
GENERAL GOVERNMENT		1968 Property Taxes Collected			1,120,370.76		Local District School Taxes			825,527.00
Governing Body & Public Boards		1968 Payments in Lieu of Taxes					Regional & Consolidated School Taxes			
Municipal Clerk		Delinquent Tax & Lien Collections			60,617.91		School Taxes in Municipal Budget			
Financial Administration		Business Personalty Replacement Taxes			149,425.00		County Taxes			204,429.19
Assessment of Taxes		Taxes from Public Utilities			112,241.60		County Library Taxes			10,374.89
Collection of Taxes		Other Miscellaneous Tax Revenues					Local Municipal Purpose Taxes			126,844.90
Planning, Housing & Development		State Aid Revenues			4,819.00		Veteran & Senior Citizen Taxes			59,830.00
Elections		Federal Aid Revenues					Total Taxes for Rate Computation			1,227,005.98
General Administration (other)		Sale of Acquired Property			1,250.00		Special District Taxes			
JUDICIARY		Other Miscellaneous Revenues			43,472.32		Bank Stock Taxes			6,155.10
Municipal Courts		Total 1968 Revenues			1,492,196.59		Added and Omitted Taxes			11,389.56
PUBLIC SAFETY		Prior Years Surplus Appropriated			40,000.00		Total Taxes Levied			1,184,720.64
Fire Protection		TOTAL REVENUES			1,532,196.59		1968 TAXES COLLECTED			1,120,370.76
Police Protection		1968 REAL PROPERTY VALUATIONS - ASSESSED			1968 Taxes Cancelled, Abated or Adjusted					4,269.37
Civil Defense & Disaster Control		Code Class %			Transfer To Tax Title Liens					52.13
Environmental Inspection & Control		1 Vacant Land .87			276,015.00		Balance Outstanding Dec. 31, 1968			61,109.90
Other Public Safety		2 Residential 71.03			22,461,115.00		PRIOR YEARS TAXES OUTSTANDING			
PUBLIC WORKS		3 Farm			Balance January 1, 1968					69,084.27
Streets and Drainage		4a Commercial 12.47			3,942,545.00		Collected in 1968			59,759.88
Sewers and Sewage Processing		4b Industrial 13.07			4,134,030.00		Cancelled, Abated or Adjusted (1968)			2,457.08
Garbage and Trash Disposal		4c Apartments 2.56			808,980.00		Transfers to Tax Title Liens			
Public Buildings and Grounds		Total Valuation 100.00.			31,622,685.00		Balance December 31, 1968			6,867.31
Other Public Works		CAPITAL DEBT AUTHORIZED, DECEMBER 31, 1968			TAX TITLE LIENS OUTSTANDING					
HEALTH and WELFARE		ISSUED AND UNISSUED			GROSS DEBT		NET DEBT			
Health Services Except Environmental		School			660,000.00		Balance January 1, 1968			1,197.11
Welfare-Public Assistance		Self-liquidating			70,387.10		Transfers From Taxes			52.13
Hospitals, Clinics, First Aid		Other			730,387.10		Redeemed in 1968			858.03
Animal, Insect, & Rodent Control		Total					Cancelled, Abated or Adjusted (1968)			
Other Welfare Services		ISSUED AND OUTSTANDING			660,000.00		Balance December 31, 1968			391.21
RECREATION and CONSERVATION		School			PROPERTY ACQUIRED BY DEED OR FORECLOSURE					
Beaches and Boardwalks		Self-liquidating					Balance January 1, 1968			2,990.00
Parks, Playgrounds, Shade Trees		Other			660,000.00		Transfers From Liens			
Land Reclamation & Conservation		Total			Sale for Cash (1968)					1,250.00
Other Recreational Services		EQUALIZED VALUATION BASIS			34,108,782.33		Cancelled, Abated or Adjusted (1968)			
EDUCATION (excluding schools)		1968 CAPITAL OUTLAY			Balance December 31, 1968					1,740.00
Libraries		Beaches and Boardwalks			CURRENT FINANCES DECEMBER 31, 1968					
Other Educational Services		Parks and Playgrounds			ASSETS					
STATUTORY EXPENDITURES		Public Buildings and Grounds			Cash on Hand Dec. 31, 1968					566,399.13
Pensions & F. I. C. A.		Vehicular Equipment			Taxes Receivable					67,977.21
Employee Fringe Benefits		Streets, Roads, Sidewalks, Storm Sewers			Tax Title Liens					391.21
Other Statutory Expenditures		Sewer System			Foreclosed Property					1,740.00
TOTAL MUNICIPAL FUNCTIONS		Water System			Emergencies & Other Deferred Charges					14,185.43
CAPITAL IMPROVEMENTS		Other Utilities			State Aid Receivable					73.49
DEBT SERVICE		Hospitals and Clinics			Other Receivables					11,882.06
Principal Payments		Garbage and Trash Disposal Facilities			Total					662,648.53
Interest Payments		Health Equipment			LIABILITIES					
Other Debt Administration		Library and Education Facilities			Cash Liabilities					396,138.82
DEFERRED CHARGES		Conservation and Recreation			Reserves For Receivables					81,990.48
SCHOOL, COUNTY, SPECIAL DISTRICT TAXES		Other Expenditures			Surplus on Hand Dec. 31, 1968					184,519.23
RESERVE FOR UNCOLLECTED TAXES					Total					662,648.53
TOTAL EXPENDITURES										

0254		ROCHELLE PARK TWP				PER CAPITA:		PER CENT:		
Population 1960	6,119	Net Valuation Taxable	48,434,892	TAX RATE:		Gross Debt	91.54	Gross Debt	1.12	
Population 1968	6,810	State Equalized Value	63,856,152	General Rate Per \$100.	2.75	Net Debt	47.49	Net Debt	.58	
		Net Valuation on Which County Taxes are apportioned:	60,423,121	Effective Tax Rate		Debt Service	3.58	Tax Levy Collected	99.42	
Moody Rating		State Equalization Ratio	.7585	General Rate	2.08	Total Tax Levy	189.83	Tax Levy Cancelled, Abated or Adjusted	.27	
Land Area	1.10 Sq. Miles			Municipal Functions	.88	Municipal Functions	83.13			
1968 EXPENDITURES		1968 REVENUES				1968 PROPERTY TAX				
GENERAL GOVERNMENT		1968 Property Taxes Collected				1,285,305.15				
Governing Body & Public Boards		1968 Payments in Lieu of Taxes				9,441.61				
Municipal Clerk		Delinquent Tax & Lien Collections				5,115.76				
Financial Administration		Business Personality Replacement Taxes				50,054.00				
Assessment of Taxes		5,450.00	Taxes from Public Utilities				85,875.52			
Collection of Taxes		6,750.00	Other Miscellaneous Tax Revenues				3,002.00			
Planning, Housing & Development		3,800.00	State Aid Revenues							
Elections			Federal Aid Revenues							
General Administration (other)		48,270.00	Sale of Acquired Property							
JUDICIARY			Other Miscellaneous Revenues				29,433.76			
Municipal Courts		3,000.00	Total 1968 Revenues				1,468,227.80			
PUBLIC SAFETY			Prior Years Surplus Appropriated				100,000.00			
Fire Protection		33,170.00	TOTAL REVENUES				1,568,227.80			
Police Protection		165,763.13								
Civil Defense & Disaster Control		3,800.00								
Environmental Inspection & Control										
Other Public Safety										
PUBLIC WORKS			1968 REAL PROPERTY VALUATIONS - ASSESSED							
Streets and Drainage		53,535.00	Code Class %							
Sewers and Sewage Processing		62,243.48	1 Vacant Land 1.94				870,100.00			
Garbage and Trash Disposal		28,940.00	2 Residential 72.44				32,482,900.00			
Public Buildings and Grounds			3 Farm							
Other Public Works			4a Commercial 17.94				8,045,300.00			
HEALTH and WELFARE			4b Industrial 3.94				1,767,300.00			
Health Services Except Environmental		13,208.00	4c Apartments 3.74				1,676,800.00			
Welfare-Public Assistance		725.00	Total Valuation 100.00				44,842,400.00			
Hospitals, Clinics, First Aid										
Animal, Insect, & Rodent Control										
Other Welfare Services										
RECREATION and CONSERVATION			CAPITAL DEBT AUTHORIZED, DECEMBER 31, 1968							
Beaches and Boardwalks			ISSUED AND UNISSUED				GROSS DEBT NET DEBT			
Parks, Playgrounds, Shade Trees		10,400.00	School				300,000.00			
Land Reclamation & Conservation			Self-liquidating				323,440.00			
Other Recreational Services		14,770.00	Other				623,440.00			
EDUCATION (excluding schools)			Total				323,440.00			
Libraries		2,000.00								
Other Educational Services		10,000.00								
STATUTORY EXPENDITURES			ISSUED AND OUTSTANDING							
Pensions & F. I. C. A.		22,876.00	School				150,000.00			
Employee Fringe Benefits			Self-liquidating				305,135.00			
Other Statutory Expenditures			Other				455,135.00			
TOTAL MUNICIPAL FUNCTIONS		488,700.61	EQUALIZED VALUATION BASIS				55,625,765.00			
CAPITAL IMPROVEMENTS		2,000.00	1968 CAPITAL OUTLAY				24,208.27			
DEBT SERVICE			Beaches and Boardwalks							
Principal Payments		15,000.00	Parks and Playgrounds							
Interest Payments		9,380.00	Public Buildings and Grounds							
Other Debt Administration		3,000.00	Vehicular Equipment				24,208.27			
DEFERRED CHARGES			Streets, Roads, Sidewalks, Storm Sewers							
SCHOOL, COUNTY, SPECIAL DISTRICT TAXES		973,789.87	Sewer System							
RESERVE FOR UNCOLLECTED TAXES		48,068.00	Water System							
TOTAL EXPENDITURES		1,539,938.48	Other Utilities							
			Hospitals and Clinics							
			Garbage and Trash Disposal Facilities							
			Health Equipment							
			Library and Education Facilities							
			Conservation and Recreation							
			Other Expenditures							

1434		ROCKAWAY BORO.			PER CAPITA:		PER CENT:	
Population 1960	5,413	Net Valuation Taxable	19,065,095	TAX RATE:	Gross Debt	263.66	Gross Debt	4.11
Population 1968	6,700	State Equalized Value	38,360,352	General Rate Per \$100.	Net Debt	44.17	Net Debt	.68
Moody Rating		Net Valuation on Which County Taxes are apportioned:	49,727,219	Effective Tax Rate	Debt Service		Tax Levy Collected	95.78
Land Area	2.02 Sq. Miles	State Equalization Ratio	.4970	General Rate	Total Tax Levy	207.82	Tax Levy Cancelled, Abated or Adjusted	.01
				Municipal Functions	Municipal Functions	71.44		
1968 EXPENDITURES		1968 REVENUES		1968 PROPERTY TAX				
GENERAL GOVERNMENT		1968 Property Taxes Collected		Local District School Taxes		663,588.00		
Governing Body & Public Boards		1968 Payments in Lieu of Taxes		Regional & Consolidated School Taxes		396,719.69		
Municipal Clerk		Delinquent Tax & Lien Collections		School Taxes in Municipal Budget		192,109.12		
Financial Administration		Business Personalty Replacement Taxes		County Taxes		131,826.39		
Assessment of Taxes		Taxes from Public Utilities		County Library Taxes		38,020.00		
Collection of Taxes		Other Miscellaneous Tax Revenues		Local Municipal Purpose Taxes		1,422,263.20		
Planning, Housing & Development		State Aid Revenues		Veteran & Senior Citizen Taxes				
Elections		Federal Aid Revenues		Total Taxes for Rate Computation				
General Administration (other)		Sole of Acquired Property		Special District Taxes		3,673.17		
JUDICIARY		Other Miscellaneous Revenues		Bank Stock Taxes		4,484.83		
Municipal Courts		Total 1968 Revenues		Added and Omitted Taxes		1,392,401.20		
PUBLIC SAFETY		Prior Years Surplus Appropriated		Total Taxes Levied		1,333,761.06		
Fire Protection		TOTAL REVENUES		1968 TAXES COLLECTED		220.86		
Police Protection				1968 Taxes Cancelled, Abated or Adjusted		2,203.67		
Civil Defense & Disaster Control				Transfer To Tax Title Liens		56,215.61		
Environmental Inspection & Control				Balance Outstanding Dec. 31, 1968				
Other Public Safety								
PUBLIC WORKS		1968 REAL PROPERTY VALUATIONS - ASSESSED		PRIOR YEARS TAXES OUTSTANDING				
Streets and Drainage		Code Class %		Balance January 1, 1968		65,448.51		
Sewers and Sewage Processing		1 Vacant Land 4.84		Collected in 1968		44,232.38		
Garbage and Trash Disposal		2 Residential 62.21		Cancelled, Abated or Adjusted (1968)				
Public Buildings and Grounds		3 Farm		Transfers to Tax Title Liens		21,216.13		
Other Public Works		4a Commercial 16.90		Balance December 31, 1968				
HEALTH and WELFARE		4b Industrial 11.83		TAX TITLE LIENS OUTSTANDING				
Health Services Except Environmental		4c Apartments 4.22		Balance January 1, 1968		15,046.15		
Welfare-Public Assistance		Total Valuation 100.00		Transfers From Taxes		2,203.67		
Hospitals, Clinics, First Aid				Redeemed in 1968		96.15		
Animal, Insect, & Rodent Control				Cancelled, Abated or Adjusted (1968)				
Other Welfare Services				Balance December 31, 1968		17,153.67		
RECREATION and CONSERVATION		CAPITAL DEBT AUTHORIZED, DECEMBER 31, 1968		PROPERTY ACQUIRED BY DEED OR FORECLOSURE				
Beaches and Boardwalks		ISSUED AND UNISSUED		Balance January 1, 1968		6,025.00		
Parks, Playgrounds, Shade Trees		School		Transfers From Liens				
Land Reclamation & Conservation		Self-liquidating		Sale for Cash (1968)				
Other Recreational Services		Other		Cancelled, Abated or Adjusted (1968)				
EDUCATION (excluding schools)		Total		Balance December 31, 1968		6,025.00		
Libraries				CURRENT FINANCES DECEMBER 31, 1968				
Other Educational Services				ASSETS				
STATUTORY EXPENDITURES				Cash on Hand Dec. 31, 1968		140,469.99		
Pensions & F. I. C. A.				Taxes Receivable		77,431.74		
Employee Fringe Benefits				Tax Title Liens		17,153.67		
Other Statutory Expenditures				Foreclosed Property		6,025.00		
TOTAL MUNICIPAL FUNCTIONS				Emergencies & Other Deferred Charges		9,400.00		
CAPITAL IMPROVEMENTS				State Aid Receivable		42,166.00		
DEBT SERVICE				Other Receivables		71.68		
Principal Payments				Total		292,718.08		
Interest Payments				LIABILITIES				
Other Debt Administration				Cash Liabilities		42,123.95		
DEFERRED CHARGES				Reserves For Receivables		100,682.09		
SCHOOL, COUNTY, SPECIAL DISTRICT TAXES				Surplus on Hand Dec. 31, 1968		149,912.04		
RESERVE FOR UNCOLLECTED TAXES				Total		292,718.08		
TOTAL EXPENDITURES								

1435		ROCKAWAY TWP.				PER CAPITA:		PER CENT:	
Population 1960	10,356	Net Valuation Taxable	49,816,577	TAX RATE:		Gross Debt	776.08	Gross Debt	9.45
Population 1968	14,830	State Equalized Value	134,167,996	General Rate Per \$100.		Net Debt	275.64	Net Debt	3.35
		Net Valuation on Which County Taxes are apportioned:	130,290,295	Effective Tax Rate		Debt Service	3.81	Tax Levy Collected	93.83
Moody Rating	BAA			General Rate		Total Tax Levy	289.09	Tax Levy Cancelled, Abated or Adjusted	.17
Land Area	44.88 Sq. Miles	State Equalization Ratio	.3713	Municipal Functions		Municipal Functions	104.04		
1968 EXPENDITURES		1968 REVENUES		1968 PROPERTY TAX					
GENERAL GOVERNMENT									
Governing Body & Public Boards	12,250.00	1968 Property Taxes Collected		4,022,760.62		Local District School Taxes 1,936,315.10			
Municipal Clerk	19,300.00	1968 Payments in Lieu of Taxes				Regional & Consolidated School Taxes 1,045,223.94			
Financial Administration	12,350.00	Delinquent Tax & Lien Collections		205,352.49		School Taxes in Municipal Budget			
Assessment of Taxes	81,100.00	Business Personalty Replacement Taxes		194,170.00		County Taxes 506,103.03			
Collection of Taxes	16,200.00	Taxes from Public Utilities		116,762.92		County Library Taxes 38,936.13			
Planning, Housing & Development	10,450.00	Other Miscellaneous Tax Revenues				Local Municipal Purpose Taxes 670,572.91			
Elections	3,650.00	State Aid Revenues		8,015.00		Veteran & Senior Citizen Taxes 74,860.00			
General Administration (other)	86,106.00	Federal Aid Revenues		24,120.00		Total Taxes for Rate Computation 4,272,011.11			
JUDICIARY		Sale of Acquired Property				Special District Taxes			
Municipal Courts	7,480.00	Other Miscellaneous Revenues		160,535.08		Bank Stock Taxes 224.39			
PUBLIC SAFETY		Total 1968 Revenues		4,731,716.11		Added and Omitted Taxes 89,860.45			
Fire Protection	65,750.00	Prior Years Surplus Appropriated		153,087.33		Total Taxes Levied 4,287,235.95			
Police Protection	233,100.00	TOTAL REVENUES		4,884,803.44		1968 TAXES COLLECTED 4,022,760.62			
Civil Defense & Disaster Control	4,900.00					1968 Taxes Cancelled, Abated or Adjusted 7,597.34			
Environmental Inspection & Control	9,560.00					Transfer To Tax Title Liens 107,293.07			
Other Public Safety						Balance Outstanding Dec. 31, 1968 151,584.92			
PUBLIC WORKS		1968 REAL PROPERTY VALUATIONS - ASSESSED							
Streets and Drainage	278,525.56	Code	Class	%					
Sewers and Sewage Processing	9,155.00	1	Vacant Land	7.51	3,684,300.00	PRIOR YEARS TAXES OUTSTANDING			
Garbage and Trash Disposal		2	Residential	74.71	36,663,475.00	Balance January 1, 1968 290,433.31			
Public Buildings and Grounds	13,600.00	3	Farm	.05	22,450.00	Collected in 1968 187,275.65			
Other Public Works		4a	Commercial	5.44	2,668,625.00	Cancelled, Abated or Adjusted (1968) 1,916.35			
HEALTH and WELFARE		4b	Industrial	10.54	5,170,750.00	Transfers to Tax Title Liens			
Health Services Except Environmental	21,150.00	4c	Apartments	1.77	867,875.00	Balance December 31, 1968 101,241.31			
Welfare-Public Assistance	7,400.00	Total Valuation			100.02 49,077,475.00				
Hospitals, Clinics, First Aid	1,200.00	CAPITAL DEBT AUTHORIZED, DECEMBER 31, 1968				TAX TITLE LIENS OUTSTANDING			
Animal, Insect, & Rodent Control		ISSUED AND UNISSUED				Balance January 1, 1968 207,637.75			
Other Welfare Services	500.00	School			9,466,282.40	Transfers From Taxes 107,293.07			
RECREATION and CONSERVATION		Self-liquidating			1,205,000.00	Redeemed in 1968 18,076.84			
Beaches and Boardwalks		Other			838,000.00	Cancelled, Abated or Adjusted (1968)			
Parks, Playgrounds, Shade Trees	1,000.00	Total			11,509,282.40	Balance December 31, 1968 296,853.98			
Land Reclamation & Conservation		ISSUED AND OUTSTANDING				PROPERTY ACQUIRED BY DEED OR FORECLOSURE			
Other Recreational Services	29,350.00	School			3,561,207.79	Balance January 1, 1968 30,240.00			
EDUCATION (excluding schools)		Self-liquidating			1,205,000.00	Transfers From Liens			
Libraries	16,605.00	Other			761,000.00	Sale for Cash (1968)			
Other Educational Services		Total			5,527,207.79	Cancelled, Abated or Adjusted (1968)			
STATUTORY EXPENDITURES		EQUALIZED VALUATION BASIS			121,709,458.00	Balance December 31, 1968 30,240.00			
Pensions & F. I. C. A.	44,503.26	1968 CAPITAL OUTLAY			134,597.32	CURRENT FINANCES DECEMBER 31, 1968			
Employee Fringe Benefits	41,500.00	Beaches and Boardwalks				ASSETS			
Other Statutory Expenditures		Parks and Playgrounds				Cash on Hand Dec. 31, 1968 362,276.35			
TOTAL MUNICIPAL FUNCTIONS	1,026,684.82	Public Buildings and Grounds			46,744.46	Taxes Receivable 252,826.23			
CAPITAL IMPROVEMENTS	20,000.00	Vehicular Equipment			4,516.23	Tax Title Liens 296,853.98			
DEBT SERVICE		Streets, Roads, Sidewalks, Storm Sewers			65,349.34	Foreclosed Property 30,240.00			
Principal Payments	25,000.00	Sewer System			17,935.88	Emergencies & Other Deferred Charges 99,199.03			
Interest Payments	31,536.00	Water System				State Aid Receivable 20,075.00			
Other Debt Administration		Other Utilities				Other Receivables 30,442.34			
DEFERRED CHARGES	107,764.02	Hospitals and Clinics				Total 1,091,912.93			
SCHOOL, COUNTY, SPECIAL DISTRICT TAXES	3,526,578.20	Garbage and Trash Disposal Facilities				LIABILITIES			
RESERVE FOR UNCOLLECTED TAXES	332,028.27	Health Equipment				Cash Liabilities 308,808.38			
TOTAL EXPENDITURES	5,069,591.31	Library and Education Facilities				Reserves For Receivables 610,362.55			
		Conservation and Recreation				Surplus on Hand Dec. 31, 1968 172,742.00			
		Other Expenditures			51.41	Total 1,091,912.93			

0255		ROCKLEIGH BORO			PER CAPITA:		PER CENT:		
Population 1960	430	Net Valuation Taxable	9,253,192	TAX RATE:	Gross Debt	28.26	Gross Debt	.14	
Population 1968	460	State Equalized Value	12,124,203	General Rate Per \$100.	Net Debt		Net Debt		
		Net Valuation on Which County Taxes are apportioned:	10,254,244	Effective Tax Rate	Debt Service	1.84	Tax Levy Collected	.51	
Moody Rating				General Rate	Total Tax Levy	168.51	Tax Levy Cancelled, Abated or Adjusted	.15	
Land Area	1.00 Sq. Miles	State Equalization Ratio	.7632	Municipal Functions	Municipal Functions	120.62			
1968 EXPENDITURES		1968 REVENUES			1968 PROPERTY TAX				
GENERAL GOVERNMENT		1968 Property Taxes Collected			77,916.34				
Governing Body & Public Boards		1968 Payments in Lieu of Taxes			Local District School Taxes				
Municipal Clerk		Delinquent Tax & Lien Collections			Regional & Consolidated School Taxes				
Financial Administration		Business Personalty Replacement Taxes			School Taxes in Municipal Budget				
Assessment of Taxes		950.00	Taxes from Public Utilities			County Taxes			
Collection of Taxes		575.00	Other Miscellaneous Tax Revenues			County Library Taxes			
Planning, Housing & Development		450.00	State Aid Revenues			Local Municipal Purpose Taxes			
Elections			Federal Aid Revenues			Veteran & Senior Citizen Taxes			
General Administration (other)		10,380.00	Sale of Acquired Property			Total Taxes for Rate Computation			
JUDICIARY			Other Miscellaneous Revenues			Special District Taxes			
Municipal Courts			Total 1968 Revenues			Bank Stock Taxes			
PUBLIC SAFETY			Prior Years Surplus Appropriated			Added and Omitted Taxes			
Fire Protection		9,320.00	TOTAL REVENUES			Total Taxes Levied			
Police Protection		500.00				1968 TAXES COLLECTED			
Civil Defense & Disaster Control		100.00				1968 Taxes Cancelled, Abated or Adjusted			
Environmental Inspection & Control		1,000.00	1968 REAL PROPERTY VALUATIONS - ASSESSED			Transfer To Tax Title Liens			
Other Public Safety			Code Class %			Balance Outstanding Dec. 31, 1968			
PUBLIC WORKS			1 Vacant Land 2.32			PRIOR YEARS TAXES OUTSTANDING			
Streets and Drainage		14,910.00	2 Residential 15.82			Balance January 1, 1968			
Sewers and Sewage Processing			3 Farm			Collected in 1968			
Garbage and Trash Disposal		2,800.00	4a Commercial 6.18			Cancelled, Abated or Adjusted (1968)			
Public Buildings and Grounds		500.00	4b Industrial 75.68			Transfers to Tax Title Liens			
Other Public Works			4c Apartments			Balance December 31, 1968			
HEALTH and WELFARE			Total Valuation 100.00.			TAX TITLE LIENS OUTSTANDING			
Health Services Except Environmental		800.00	CAPITAL DEBT AUTHORIZED, DECEMBER 31, 1968			Balance January 1, 1968			
Welfare-Public Assistance			ISSUED AND UNISSUED			Transfers From Taxes			
Hospitals, Clinics, First Aid		75.00	School			Redeemed in 1968			
Animal, Insect, & Rodent Control			Self-liquidating			Cancelled, Abated or Adjusted (1968)			
Other Welfare Services			Other			Balance December 31, 1968			
RECREATION and CONSERVATION			Total			PROPERTY ACQUIRED BY DEED OR FORECLOSURE			
Beaches and Boardwalks			ISSUED AND OUTSTANDING			Balance January 1, 1968			
Parks, Playgrounds, Shade Trees		200.00	School			Transfers From Liens			
Land Reclamation & Conservation			Self-liquidating			Sale for Cash (1968)			
Other Recreational Services			Other			Cancelled, Abated or Adjusted (1968)			
EDUCATION (excluding schools)			Total			Balance December 31, 1968			
Libraries			EQUALIZED VALUATION BASIS			CURRENT FINANCES DECEMBER 31, 1968			
Other Educational Services			1968 CAPITAL OUTLAY			ASSETS			
STATUTORY EXPENDITURES			Beaches and Boardwalks			Cash on Hand Dec. 31, 1968			
Pensions & F. I. C. A.		250.00	Parks and Playgrounds			Taxes Receivable			
Employee Fringe Benefits			Public Buildings and Grounds			Tax Title Liens			
Other Statutory Expenditures			Vehicular Equipment			Foreclosed Property			
TOTAL MUNICIPAL FUNCTIONS		42,810.00	Streets, Roads, Sidewalks, Storm Sewers			Emergencies & Other Deferred Charges			
CAPITAL IMPROVEMENTS			Sewer System			State Aid Receivable			
DEBT SERVICE			Water System			Other Receivables			
Principal Payments		850.00	Other Utilities			Total			
Interest Payments			Hospitals and Clinics			31,497.12			
Other Debt Administration			Garbage and Trash Disposal Facilities			LIABILITIES			
DEFERRED CHARGES		10,000.00	Health Equipment			Cash Liabilities			
SCHOOL, COUNTY, SPECIAL DISTRICT TAXES		59,811.82	Library and Education Facilities			Reserves For Receivables			
RESERVE FOR UNCOLLECTED TAXES		1,827.00	Conservation and Recreation			Surplus on Hand Dec. 31, 1968			
TOTAL EXPENDITURES		115,298.82	Other Expenditures			Total			
						31,497.12			

1817		ROCKY HILL BORO				PER CAPITA:		PER CENT:	
Population 1960	528	Net Valuation Taxable	2,622,110	TAX RATE:		Gross Debt		Gross Debt	
Population 1968	840	State Equalized Value	6,824,856	General Rate Per \$100.		Net Debt		Net Debt	
		Net Valuation on Which County Taxes are apportioned:	6,769,229	Effective Tax Rate		Debt Service		Tax Levy Collected	97.78
Moody Rating		State Equalization Ratio	.3842	General Rate		Total Tax Levy	259.41	Tax Levy Cancelled, Abated	
Land Area	.64 Sq. Miles			Municipal Functions		Municipal Functions	74.07	or Adjusted	
1968 EXPENDITURES		1968 REVENUES				1968 PROPERTY TAX			
GENERAL GOVERNMENT		1968 Property Taxes Collected				213,089.46			
Governing Body & Public Boards		1968 Payments in Lieu of Taxes				6,703.78			
Municipal Clerk		Delinquent Tax & Lien Collections				22,959.00			
Financial Administration		Business Personalty Replacement Taxes				11,899.03			
Assessment of Taxes		Taxes from Public Utilities				13,620.00			
Collection of Taxes		Other Miscellaneous Tax Revenues				2,816.57			
Planning, Housing & Development		State Aid Revenues				271,087.84			
Elections		Federal Aid Revenues				271,087.84			
General Administration (other)		Sale of Acquired Property							
JUDICIARY		Other Miscellaneous Revenues							
Municipal Courts		Total 1968 Revenues							
PUBLIC SAFETY		Prior Years Surplus Appropriated							
Fire Protection		TOTAL REVENUES							
Police Protection		1968 REAL PROPERTY VALUATIONS - ASSESSED							
Civil Defense & Disaster Control		Code Class %							
Environmental Inspection & Control		1 Vacant Land 1.85				48,000.00			
Other Public Safety		2 Residential 83.62				2,174,150.00			
PUBLIC WORKS		3 Farm .30				7,800.00			
Streets and Drainage		4a Commercial 3.08				80,150.00			
Sewers and Sewage Processing		4b Industrial 10.71				278,500.00			
Garbage and Trash Disposal		4c Apartments .44				11,400.00			
Public Buildings and Grounds		Total Valuation 100.00				2,600,000.00			
Other Public Works		CAPITAL DEBT AUTHORIZED, DECEMBER 31, 1968							
HEALTH and WELFARE		ISSUED AND UNISSUED				GROSS DEBT			
Health Services Except Environmental		School				NET DEBT			
Welfare-Public Assistance		Self-liquidating							
Hospitals, Clinics, First Aid		Other							
Animal, Insect, & Rodent Control		Total							
Other Welfare Services		ISSUED AND OUTSTANDING							
RECREATION and CONSERVATION		School							
Beaches and Boardwalks		Self-liquidating							
Parks, Playgrounds, Shade Trees		Other							
Land Reclamation & Conservation		Total							
Other Recreational Services		EQUALIZED VALUATION BASIS				6,890,017.00			
EDUCATION (excluding schools)		1968 CAPITAL OUTLAY							
Libraries		Beaches and Boardwalks							
Other Educational Services		Parks and Playgrounds							
STATUTORY EXPENDITURES		Public Buildings and Grounds							
Pensions & F. I. C. A.		Vehicular Equipment							
Employee Fringe Benefits		Streets, Roads, Sidewalks, Storm Sewers							
Other Statutory Expenditures		Sewer System							
TOTAL MUNICIPAL FUNCTIONS		Water System							
CAPITAL IMPROVEMENTS		Other Utilities							
DEBT SERVICE		Hospitals and Clinics							
Principal Payments		Garbage and Trash Disposal Facilities							
Interest Payments		Health Equipment							
Other Debt Administration		Library and Education Facilities							
DEFERRED CHARGES		Conservation and Recreation							
SCHOOL, COUNTY, SPECIAL DISTRICT TAXES		Other Expenditures							
RESERVE FOR UNCOLLECTED TAXES									
TOTAL EXPENDITURES									

1341		ROOSEVELT BORO				PER CAPITA:		PER CENT:		
Population 1960	764	Net Valuation Taxable	2,871,749	TAX RATE:		Gross Debt	54.32	Gross Debt	1.20	
Population 1968	810	State Equalized Value	4,131,418	General Rate Per \$100.		Net Debt		Net Debt		
		Net Valuation on Which County Taxes		Effective Tax Rate		Debt Service	.02	Tax Levy Collected	97.04	
Moody Rating		are apportioned:	3,706,294	General Rate		Total Tax Levy	219.16	Tax Levy Cancelled, Abated		
Land Area	1.94 Sq. Miles	State Equalization Ratio	.6951	Municipal Functions		Municipal Functions	66.45	or Adjusted	.07	
1968 EXPENDITURES		1968 REVENUES				1968 PROPERTY TAX				
GENERAL GOVERNMENT		1968 Property Taxes Collected				172,279.16				
Governing Body & Public Boards		1968 Payments in Lieu of Taxes				Local District School Taxes				
Municipal Clerk		Delinquent Tax & Lien Collections				Regional & Consolidated School Taxes				
Financial Administration		1,900.00	Business Personalty Replacement Taxes				School Taxes in Municipal Budget			
Assessment of Taxes		1,075.00	Taxes from Public Utilities				County Taxes			
Collection of Taxes		750.00	Other Miscellaneous Tax Revenues				County Library Taxes			
Planning, Housing & Development		50.00	State Aid Revenues				Local Municipal Purpose Taxes			
Elections			Federal Aid Revenues				Veteran & Senior Citizen Taxes			
General Administration (other)		4,015.00	Sale of Acquired Property				Total Taxes for Rate Computation			
JUDICIARY			Other Miscellaneous Revenues				Special District Taxes			
Municipal Courts		735.00	Total 1968 Revenues				Bank Stock Taxes			
PUBLIC SAFETY			Prior Years Surplus Appropriated				Added and Omitted Taxes			
Fire Protection		1,950.00	TOTAL REVENUES				Total Taxes Levied			
Police Protection		2,900.00					1968 TAXES COLLECTED			
Civil Defense & Disaster Control		50.00					1968 Taxes Cancelled, Abated or Adjusted			
Environmental Inspection & Control							Transfer To Tax Title Liens			
Other Public Safety							Balance Outstanding Dec. 31, 1968			
PUBLIC WORKS			1968 REAL PROPERTY VALUATIONS - ASSESSED							
Streets and Drainage		8,405.00	Code Class %							
Sewers and Sewage Processing			1 Vacant Land 1.38				39,265.00			
Garbage and Trash Disposal		4,400.00	2 Residential 84.87				2,417,101.00			
Public Buildings and Grounds		2,300.00	3 Farm 7.23				205,920.00			
Other Public Works			4a Commercial 2.07				58,955.00			
HEALTH and WELFARE			4b Industrial 4.45				126,675.00			
Health Services Except Environmental		150.00	4c Apartments				Total Valuation 100.00			
Welfare-Public Assistance		50.00					2,847,916.00			
Hospitals, Clinics, First Aid			CAPITAL DEBT AUTHORIZED, DECEMBER 31, 1968							
Animal, Insect, & Rodent Control		150.00	ISSUED AND UNISSUED				GROSS DEBT			
Other Welfare Services			School				16,000.00			
RECREATION and CONSERVATION			Self-liquidating				28,000.00			
Beaches and Boardwalks			Other				44,000.00			
Parks, Playgrounds, Shade Trees		150.00	Total							
Land Reclamation & Conservation			ISSUED AND OUTSTANDING							
Other Recreational Services			School				16,000.00			
EDUCATION (excluding schools)			Self-liquidating				28,000.00			
Libraries		1,850.00	Other				44,000.00			
Other Educational Services			Total							
STATUTORY EXPENDITURES			EQUALIZED VALUATION BASIS				3,656,280.00			
Pensions & F. I. C. A.		500.00	1968 CAPITAL OUTLAY							
Employee Fringe Benefits		4,000.00	Beaches and Boardwalks				CURRENT FINANCES DECEMBER 31, 1968			
Other Statutory Expenditures			Parks and Playgrounds				ASSETS			
TOTAL MUNICIPAL FUNCTIONS		35,380.00	Public Buildings and Grounds				Cash on Hand Dec. 31, 1968			
CAPITAL IMPROVEMENTS		1,000.00	Vehicular Equipment				Taxes Receivable			
DEBT SERVICE			Streets, Roads, Sidewalks, Storm Sewers				Tax Title Liens			
Principal Payments			Sewer System				Foreclosed Property			
Interest Payments		20.00	Water System				Emergencies & Other Deferred Charges			
Other Debt Administration			Other Utilities				State Aid Receivable			
DEFERRED CHARGES			Hospitals and Clinics				Other Receivables			
SCHOOL, COUNTY, SPECIAL DISTRICT TAXES		157,473.23	Garbage and Trash Disposal Facilities				Total			
RESERVE FOR UNCOLLECTED TAXES		17,431.00	Health Equipment				LIABILITIES			
			Library and Education Facilities				Cash Liabilities			
			Conservation and Recreation				Reserves For Receivables			
TOTAL EXPENDITURES		211,304.23	Other Expenditures				Surplus on Hand Dec. 31, 1968			
							Total			
							86,535.91			
							32,112.98			
							5,202.46			
							49,220.47			
							86,535.91			

0718
Population 1960 2,804
Population 1968 3,840
Moody Rating BAA
Land Area 3.50 Sq. Miles

Net Valuation Taxable 43,230,500
State Equalized Value 42,684,142
Net Valuation on Which County Taxes are apportioned: 41,735,550
State Equalization Ratio 1.0128

ROSELAND BORO
TAX RATE:
General Rate Per \$100. 3.63
Effective Tax Rate
General Rate 3.67
Municipal Functions 1.44

PER CAPITA:
Gross Debt 1,224.70
Net Debt 204.58
Debt Service .13
Total Tax Levy 424.34
Municipal Functions 160.53

PER CENT:
Gross Debt 12.85
Net Debt 2.14
Tax Levy Collected 96.10
Tax Levy Cancelled, Abated or Adjusted .20

1968 EXPENDITURES		1968 REVENUES		1968 PROPERTY TAX	
GENERAL GOVERNMENT		1968 Property Taxes Collected		Local District School Taxes	
Governing Body & Public Boards			1,566,078.93		480,777.50
Municipal Clerk		1968 Payments in Lieu of Taxes		Regional & Consolidated School Taxes	355,540.11
Financial Administration	7,710.00	Delinquent Tax & Lien Collections	29,342.08	School Taxes in Municipal Budget	
Assessment of Taxes	10,101.00	Business Personalty Replacement Taxes	75,759.00	County Taxes	479,849.66
Collection of Taxes	6,705.00	Taxes from Public Utilities	135,181.52	County Library Taxes	
Planning, Housing & Development	600.00	Other Miscellaneous Tax Revenues	7,518.00	Local Municipal Purpose Taxes	228,180.99
Elections	49,149.00	State Aid Revenues		Veteran & Senior Citizen Taxes	21,210.00
General Administration (other)		Federal Aid Revenues		Total Taxes for Rate Computation	1,565,558.26
JUDICIARY		Sale of Acquired Property		Special District Taxes	
Municipal Courts	2,550.00	Other Miscellaneous Revenues	34,042.72	Bank Stock Taxes	
PUBLIC SAFETY		Total 1968 Revenues	1,847,922.25	Added and Omitted Taxes	85,152.54
Fire Protection	16,963.00	Prior Years Surplus Appropriated	150,000.00	Total Taxes Levied	1,629,500.80
Police Protection	131,177.00	TOTAL REVENUES	1,997,922.25	1968 TAXES COLLECTED	1,566,078.93
Civil Defense & Disaster Control	900.00			1968 Taxes Cancelled, Abated or Adjusted	3,396.74
Environmental Inspection & Control	6,695.00			Transfer To Tax Title Liens	471.90
Other Public Safety				Balance Outstanding Dec. 31, 1968	63,262.13
PUBLIC WORKS		1968 REAL PROPERTY VALUATIONS - ASSESSED		PRIOR YEARS TAXES OUTSTANDING	
Streets and Drainage	54,128.00	Code Class %		Balance January 1, 1968	29,487.17
Sewers and Sewage Processing		1 Vacant Land 16.55	7,122,600.00	Collected in 1968	27,933.55
Garbage and Trash Disposal	26,000.00	2 Residential 65.87	28,346,300.00	Cancelled, Abated or Adjusted (1968)	
Public Buildings and Grounds	8,284.00	3 Farm .61	264,600.00	Transfers to Tax Title Liens	
Other Public Works		4a Commercial 3.12	1,341,100.00	Balance December 31, 1968	1,553.62
HEALTH and WELFARE		4b Industrial 13.84	5,956,400.00	TAX TITLE LIENS OUTSTANDING	
Health Services Except Environmental	6,550.00	4c Apartments		Balance January 1, 1968	4,782.54
Welfare-Public Assistance	2,200.00	Total Valuation 99.99	43,031,000.00	Transfers From Taxes	471.90
Hospitals, Clinics, First Aid	1,200.00	CAPITAL DEBT AUTHORIZED, DECEMBER 31, 1968		Redeemed in 1968	1,408.53
Animal, Insect, & Rodent Control		ISSUED AND UNISSUED		Cancelled, Abated or Adjusted (1968)	
Other Welfare Services		School GROSS DEBT 2,437,867.92	360,108.82	Balance December 31, 1968	3,845.91
RECREATION and CONSERVATION		Self-liquidating 2,265,000.00	425,511.89	PROPERTY ACQUIRED BY DEED OR FORECLOSURE	
Beaches and Boardwalks		Other		Balance January 1, 1968	11,400.00
Parks, Playgrounds, Shade Trees	1,600.00	Total 4,702,867.92	785,620.71	Transfers From Liens	
Land Reclamation & Conservation		ISSUED AND OUTSTANDING		Sale for Cash (1968)	
Other Recreational Services	6,860.00	School	1,212,867.92	Cancelled, Abated or Adjusted (1968)	
EDUCATION (excluding schools)		Self-liquidating	2,220,500.00	Balance December 31, 1968	11,400.00
Libraries	3,000.00	Other	3,433,367.92	CURRENT FINANCES DECEMBER 31, 1968	
Other Educational Services	200.00	Total		ASSETS	
STATUTORY EXPENDITURES		EQUALIZED VALUATION BASIS		Cash on Hand Dec. 31, 1968	433,612.92
Pensions & F. I. C. A.	16,195.08	1968 CAPITAL OUTLAY	16,388.82	Taxes Receivable	64,815.75
Employee Fringe Benefits		Beaches and Boardwalks		Tax Title Liens	3,845.91
Other Statutory Expenditures		Parks and Playgrounds		Foreclosed Property	11,400.00
TOTAL MUNICIPAL FUNCTIONS	358,767.08	Public Buildings and Grounds		Emergencies & Other Deferred Charges	18,100.00
CAPITAL IMPROVEMENTS	123,000.00	Vehicular Equipment		State Aid Receivable	13,467.82
DEBT SERVICE		Streets, Roads, Sidewalks, Storm Sewers		Other Receivables	21,531.45
Principal Payments		Sewer System	16,388.82	Total	566,773.85
Interest Payments	506.25	Water System		LIABILITIES	
Other Debt Administration		Other Utilities		Cash Liabilities	179,550.81
DEFERRED CHARGES	56,955.34	Hospitals and Clinics		Reserves For Receivables	101,593.11
SCHOOL, COUNTY, SPECIAL DISTRICT TAXES	1,316,167.27	Garbage and Trash Disposal Facilities		Surplus on Hand Dec. 31, 1968	285,629.93
RESERVE FOR UNCOLLECTED TAXES	77,230.46	Health Equipment		Total	566,773.85
TOTAL EXPENDITURES	1,932,626.40	Library and Education Facilities			
		Conservation and Recreation			
		Other Expenditures			

2014		ROSELLE BORO				PER CAPITA:		PER CENT:		
Population 1960	21,032	Net Valuation Taxable	61,232,400	TAX RATE:		Gross Debt	65.08	Gross Debt	1.21	
Population 1968	24,110	State Equalized Value	142,599,906	General Rate Per \$100.	6.26	Net Debt	11.79	Net Debt	.21	
		Net Valuation on Which County Taxes		Effective Tax Rate		Debt Service	.32	Tax Levy Collected	99.36	
Moody Rating		are apportioned:	135,247,636	General Rate	2.68	Total Tax Levy	155.02	Tax Levy Cancelled, Abated		
Land Area	2.70 Sq. Miles	State Equalization Ratio	.4294	Municipal Functions	1.42	Municipal Functions	84.55	or Adjusted	.03	
1968 EXPENDITURES		1968 REVENUES				1968 PROPERTY TAX				
GENERAL GOVERNMENT		1,500.00		1968 Property Taxes Collected		3,714,029.48		Local District School Taxes		2,119,270.00
Governing Body & Public Boards				1968 Payments in Lieu of Taxes				Regional & Consolidated School Taxes		
Municipal Clerk				Delinquent Tax & Lien Collections		83,851.95		School Taxes in Municipal Budget		
Financial Administration		5,500.00		Business Personalty Replacement Taxes		136,885.00		County Taxes		555,567.65
Assessment of Taxes		15,000.00		Taxes from Public Utilities		293,396.36		County Library Taxes		
Collection of Taxes		33,000.00		Other Miscellaneous Tax Revenues				Local Municipal Purpose Taxes		1,034,686.17
Planning, Housing & Development		3,900.00		State Aid Revenues		10,957.32		Veteran & Senior Citizen Taxes		121,930.00
Elections		2,500.00		Federal Aid Revenues				Total Taxes for Rate Computation		3,831,453.82
General Administration (other)		130,800.00		Sale of Acquired Property		323,015.00		Special District Taxes		
JUDICIARY		12,200.00		Other Miscellaneous Revenues		189,757.58		Bank Stock Taxes		2,270.83
Municipal Courts				Total 1968 Revenues		4,751,892.69		Added and Omitted Taxes		25,792.06
PUBLIC SAFETY		266,850.00		Prior Years Surplus Appropriated		265,000.00		Total Taxes Levied		3,737,586.71
Fire Protection		425,200.00		TOTAL REVENUES		5,016,892.69		1968 TAXES COLLECTED		3,714,029.48
Police Protection		6,200.00						1968 Taxes Cancelled, Abated or Adjusted		1,313.15
Civil Defense & Disaster Control		4,700.00						Transfer To Tax Title Liens		3,193.98
Environmental Inspection & Control								Balance Outstanding Dec. 31, 1968		88,312.40
Other Public Safety										
PUBLIC WORKS				1968 REAL PROPERTY VALUATIONS - ASSESSED						
Streets and Drainage		237,700.00		Code	Class	%				
Sewers and Sewage Processing		94,800.00		1	Vacant Land	1.06	625,700.00			
Garbage and Trash Disposal		216,000.00		2	Residential	72.58	42,798,000.00	PRIOR YEARS TAXES OUTSTANDING		
Public Buildings and Grounds		27,400.00		3	Farm			Balance January 1, 1968		148,437.52
Other Public Works				4a	Commercial	10.19	6,006,900.00	Collected in 1968		82,031.89
HEALTH and WELFARE		45,700.00		4b	Industrial	5.00	2,949,100.00	Cancelled, Abated or Adjusted (1968)		1,091.02
Health Services Except Environmental		19,700.00		4c	Apartments	11.17	6,587,900.00	Transfers to Tax Title Liens		2,080.54
Welfare-Public Assistance		1,300.00		Total Valuation		100.00	58,967,600.00	Balance December 31, 1968		63,234.07
Hospitals, Clinics, First Aid		5,700.00								
Animal, Insect, & Rodent Control				CAPITAL DEBT AUTHORIZED, DECEMBER 31, 1968				TAX TITLE LIENS OUTSTANDING		
Other Welfare Services				ISSUED AND UNISSUED		GROSS DEBT	NET DEBT	Balance January 1, 1968		15,391.08
RECREATION and CONSERVATION		14,200.00		School		1,262,000.00		Transfers From Taxes		5,421.02
Beaches and Boardwalks				Self-liquidating		307,091.50	284,422.78	Redeemed in 1968		1,820.06
Parks, Playgrounds, Shade Trees		35,100.00		Other		1,569,091.50	284,422.78	Cancelled, Abated or Adjusted (1968)		
Land Reclamation & Conservation				Total				Balance December 31, 1968		18,992.04
Other Recreational Services		60,300.00		ISSUED AND OUTSTANDING				PROPERTY ACQUIRED BY DEED OR FORECLOSURE		
EDUCATION (excluding schools)				School		1,262,000.00		Balance January 1, 1968		399,416.00
Libraries				Self-liquidating		168,000.00		Transfers From Liens		
Other Educational Services				Other		1,430,000.00		Sale for Cash (1968)		158,015.00
STATUTORY EXPENDITURES		129,950.00		EQUALIZED VALUATION BASIS		129,484,471.00		Cancelled, Abated or Adjusted (1968)		
Pensions & F. I. C. A.		24,100.00		1968 CAPITAL OUTLAY		148,120.83		Balance December 31, 1968		241,401.00
Employee Fringe Benefits				Beaches and Boardwalks				CURRENT FINANCES DECEMBER 31, 1968		
Other Statutory Expenditures				Parks and Playgrounds		40,000.00		ASSETS		
TOTAL MUNICIPAL FUNCTIONS		1,819,300.00		Public Buildings and Grounds				Cash on Hand Dec. 31, 1968		647,664.25
CAPITAL IMPROVEMENTS		25,000.00		Vehicular Equipment		95,011.55		Taxes Receivable		151,546.47
DEBT SERVICE				Streets, Roads, Sidewalks, Storm Sewers				Tax Title Liens		18,992.04
Principal Payments		3,000.00		Sewer System				Foreclosed Property		241,401.00
Interest Payments		4,800.00		Water System				Emergencies & Other Deferred Charges		
Other Debt Administration				Other Utilities				State Aid Receivable		6,374.32
DEFERRED CHARGES		2,674,837.65		Hospitals and Clinics				Other Receivables		1,065,978.08
SCHOOL, COUNTY, SPECIAL DISTRICT TAXES		186,557.00		Garbage and Trash Disposal Facilities				Total		
RESERVE FOR UNCOLLECTED TAXES				Health Equipment		11,684.28		LIABILITIES		
TOTAL EXPENDITURES		4,713,494.65		Library and Education Facilities				Cash Liabilities		251,273.25
				Conservation and Recreation		1,425.00		Reserves For Receivables		418,313.83
				Other Expenditures				Surplus on Hand Dec. 31, 1968		396,391.00
								Total		1,065,978.08

2015		ROSELLE PARK BORO				PER CAPITA:		PER CENT:	
Population 1960	12,546	Net Valuation Taxable	31,008,600	TAX RATE:		Gross Debt	146.85	Gross Debt	2.79
Population 1968	15,480	State Equalized Value	83,716,522	General Rate Per \$100.		Net Debt	4.37	Net Debt	.08
		Net Valuation on Which County Taxes		Effective Tax Rate		Debt Service	.50	Tax Levy Collected	98.26
Moody Rating		are apportioned:	84,388,808	General Rate		Total Tax Levy	170.13	Tax Levy Cancelled, Abated	
Land Area	1.30 Sq. Miles	State Equalization Ratio	.3704	Municipal Functions		Municipal Functions	66.12	or Adjusted	.01
1968 EXPENDITURES		1968 REVENUES				1968 PROPERTY TAX			
GENERAL GOVERNMENT		1968 Property Taxes Collected				2,588,065.51			
Governing Body & Public Boards		1968 Payments in Lieu of Taxes				2,843.76			
Municipal Clerk		Delinquent Tax & Lien Collections				41,287.94			
Financial Administration		Business Personality Replacement Taxes				74,501.00			
Assessment of Taxes		Taxes from Public Utilities				145,591.39			
Collection of Taxes		Other Miscellaneous Tax Revenues				11,311.15			
Planning, Housing & Development		State Aid Revenues				68,171.92			
Elections		Federal Aid Revenues				2,931,772.67			
General Administration (other)		Sale of Acquired Property				195,000.00			
JUDICIARY		Other Miscellaneous Revenues				3,216,772.67			
Municipal Courts		Total 1968 Revenues							
PRIORITY SAFETY		Prior Years Surplus Appropriated							
Fire Protection		TOTAL REVENUES							
Police Protection		1968 REAL PROPERTY VALUATIONS - ASSESSED							
Civil Defense & Disaster Control		Code Class %							
Environmental Inspection & Control		1 Vacant Land .75				234,000.00			
Other Public Safety		2 Residential 72.73				22,399,200.00			
PUBLIC WORKS		3 Farm				2,447,900.00			
Streets and Drainage		4a Commercial 7.95				1,150,400.00			
Sewers and Sewage Processing		4b Industrial 3.74				4,566,900.00			
Garbage and Trash Disposal		4c Apartments 14.83				30,798,400.00			
Public Buildings and Grounds		Total Valuation 100.01							
Other Public Works		CAPITAL DEBT AUTHORIZED, DECEMBER 31, 1968							
HEALTH and WELFARE		ISSUED AND UNISSUED				GROSS DEBT NET DEBT			
Health Services Except Environmental		School				2,205,500.00			
Welfare-Public Assistance		Self-liquidating				67,800.00			
Hospitals, Clinics, First Aid		Other				67,800.00			
Animal, Insect, & Rodent Control		Total				2,273,300.00			
Other Welfare Services		ISSUED AND OUTSTANDING				2,205,500.00			
RECREATION and CONSERVATION		School				33,000.00			
Beaches and Boardwalks		Self-liquidating				2,238,500.00			
Parks, Playgrounds, Shade Trees		Other							
Land Reclamation & Conservation		Total				81,302,178.00			
Other Recreational Services		EQUALIZED VALUATION BASIS				1968 CAPITAL OUTLAY			
EDUCATION (excluding schools)		1968 Capital Outlay				44,730.56			
Libraries		Beaches and Boardwalks				1,445.93			
Other Educational Services		Parks and Playgrounds				2,783.15			
STATUTORY EXPENDITURES		Public Buildings and Grounds				21,640.73			
Pensions & F. I. C. A.		Vehicular Equipment							
Employee Fringe Benefits		Streets, Roads, Sidewalks, Storm Sewers							
Other Statutory Expenditures		Sewer System							
TOTAL MUNICIPAL FUNCTIONS		Water System							
CAPITAL IMPROVEMENTS		Other Utilities							
DEBT SERVICE		Hospitals and Clinics							
Principal Payments		Garbage and Trash Disposal Facilities							
Interest Payments		Health Equipment							
Other Debt Administration		Library and Education Facilities							
DEFERRED CHARGES		Conservation and Recreation							
SCHOOL, COUNTY, SPECIAL DISTRICT TAXES		Other Expenditures							
RESERVE FOR UNCOLLECTED TAXES									
TOTAL EXPENDITURES									

1436		ROXBURY TWP				PER CAPITA:		PER CENT:	
Population 1960 9,983		Net Valuation Taxable 54,766,000		TAX RATE:		Gross Debt 575.89		Gross Debt 7.79	
Population 1968 13,980		State Equalized Value 110,104,543		General Rate Per \$100. 6.90		Net Debt 44.34		Net Debt .59	
		Net Valuation on Which County Taxes are apportioned: 112,614,429		Effective Tax Rate		Debt Service		Tax Levy Collected 93.15	
Moody Rating BAA				General Rate 3.43		Total Tax Levy 270.12		Tax Levy Cancelled, Abated	
Land Area 21.00 Sq. Miles		State Equalization Ratio .4974		Municipal Functions 1.27		Municipal Functions 100.54		or Adjusted .54	
1968 EXPENDITURES		1968 REVENUES				1968 PROPERTY TAX			
GENERAL GOVERNMENT		1968 Property Taxes Collected 3,517,909.91				Local District School Taxes 2,665,651.50			
Governing Body & Public Boards		1968 Payments in Lieu of Taxes				Regional & Consolidated School Taxes			
Municipal Clerk		Delinquent Tax & Lien Collections 231,260.43				School Taxes in Municipal Budget			
Financial Administration 9,850.00		Business Personalty Replacement Taxes 266,543.00				County Taxes 430,287.66			
Assessment of Taxes 16,130.00		Taxes from Public Utilities 188,307.63				County Library Taxes 33,196.13			
Collection of Taxes 23,672.17		Other Miscellaneous Tax Revenues				Local Municipal Purpose Taxes 560,609.61			
Planning, Housing & Development 10,055.00		State Aid Revenues 21,040.32				Veteran & Senior Citizen Taxes 86,830.00			
Elections 1,750.00		Federal Aid Revenues				Total Taxes for Rate Computation 3,776,574.90			
General Administration (other) 128,988.58		Sale of Acquired Property				Special District Taxes			
JUDICIARY		Other Miscellaneous Revenues 109,302.11				Bank Stock Taxes 7,086.46			
Municipal Courts 15,125.00		Total 1968 Revenues 4,334,363.40				Added and Omitted Taxes 79,515.18			
PUBLIC SAFETY		Prior Years Surplus Appropriated 160,000.00				Total Taxes Levied 3,776,346.54			
Fire Protection 36,649.40		TOTAL REVENUES 4,494,363.40				1968 TAXES COLLECTED 3,517,909.91			
Police Protection 169,765.00		1968 REAL PROPERTY VALUATIONS - ASSESSED				1968 Taxes Cancelled, Abated or Adjusted 20,462.43			
Civil Defense & Disaster Control 4,800.00		Code Class %				Transfer To Tax Title Liens 9,717.53			
Environmental Inspection & Control 8,300.00		1 Vacant Land 7.93				Balance Outstanding Dec. 31, 1968 230,091.73			
Other Public Safety		2 Residential 69.78				PRIOR YEARS TAXES OUTSTANDING			
PUBLIC WORKS		3 Farm 1.02				Balance January 1, 1968 298,029.01			
Streets and Drainage 246,109.03		4a Commercial 14.49				Collected in 1968 230,041.63			
Sewers and Sewage Processing		4b Industrial 6.78				Cancelled, Abated or Adjusted (1968) 372.69			
Garbage and Trash Disposal 74,875.00		4c Apartments				Transfers to Tax Title Liens			
Public Buildings and Grounds 57,800.00		Total Valuation 100.00				Balance December 31, 1968 67,614.69			
Other Public Works		CAPITAL DEBT AUTHORIZED, DECEMBER 31, 1968				TAX TITLE LIENS OUTSTANDING			
HEALTH and WELFARE		ISSUED AND UNISSUED				Balance January 1, 1968 28,678.75			
Health Services Except Environmental 36,765.44		School 3,992,000.00				Transfers From Taxes 9,717.53			
Welfare-Public Assistance 16,850.00		Self-liquidating 4,059,000.00				Redeemed in 1968 1,218.80			
Hospitals, Clinics, First Aid 2,000.00		Other				Cancelled, Abated or Adjusted (1968) 779.61			
Animal, Insect, & Rodent Control		Total 8,051,000.00				Balance December 31, 1968 36,397.87			
Other Welfare Services		ISSUED AND OUTSTANDING				PROPERTY ACQUIRED BY DEED OR FORECLOSURE			
RECREATION and CONSERVATION		School				Balance January 1, 1968 7,660.24			
Beaches and Boardwalks		Self-liquidating				Transfers From Liens			
Parks, Playgrounds, Shade Trees 38,725.00		Other				Sale for Cash (1968)			
Land Reclamation & Conservation		Total				Cancelled, Abated or Adjusted (1968)			
Other Recreational Services 25,783.15		EQUALIZED VALUATION BASIS 103,338,815.67				Balance December 31, 1968 7,660.24			
EDUCATION (excluding schools)		1968 CAPITAL OUTLAY				CURRENT FINANCES DECEMBER 31, 1968			
Libraries 34,000.00		Beaches and Boardwalks				ASSETS			
Other Educational Services		Parks and Playgrounds				Cash on Hand Dec. 31, 1968 654,229.38			
STATUTORY EXPENDITURES		Public Buildings and Grounds				Taxes Receivable 297,706.42			
Pensions & F. I. C. A. 43,424.00		Vehicular Equipment				Tax Title Liens 36,397.87			
Employee Fringe Benefits 4,000.00		Streets, Roads, Sidewalks, Storm Sewers				Foreclosed Property 7,660.24			
Other Statutory Expenditures		Sewer System 1,063,836.39				Emergencies & Other Deferred Charges 56,148.94			
TOTAL MUNICIPAL FUNCTIONS 1,005,416.77		Water System 26,901.36				State Aid Receivable 30,202.00			
CAPITAL IMPROVEMENTS 5,900.00		Other Utilities				Other Receivables 12,687.23			
DEBT SERVICE		Hospitals and Clinics				Total 1,095,032.08			
Principal Payments		Garbage and Trash Disposal Facilities				LIABILITIES			
Interest Payments		Health Equipment				Cash Liabilities 247,094.39			
Other Debt Administration		Library and Education Facilities				Reserves For Receivables 379,451.76			
DEFERRED CHARGES 35,396.43		Conservation and Recreation				Surplus on Hand Dec. 31, 1968 468,485.93			
SCHOOL, COUNTY, SPECIAL DISTRICT TAXES 3,129,135.29		Other Expenditures				Total 1,095,032.08			
RESERVE FOR UNCOLLECTED TAXES 358,848.02									
TOTAL EXPENDITURES 4,534,696.51									

1342		RUMSON BORO				PER CAPITA:		PER CENT:	
Population 1960	6,405	Net Valuation Taxable	83,624,341	TAX RATE:		Gross Debt	219.25	Gross Debt	1.98
Population 1968	7,310	State Equalized Value	84,751,536	General Rate Per \$100.		Net Debt		Net Debt	
		Net Valuation on Which County Taxes		Effective Tax Rate		Debt Service		Tax Levy Collected	94.85
Moody Rating		are apportioned:	83,392,944	General Rate		Total Tax Levy	325.96	Tax Levy Cancelled, Abated	
Land Area	5.30 Sq. Miles	State Equalization Ratio	.9867	Municipal Functions		Municipal Functions	116.07	or Adjusted	.24
1968 EXPENDITURES		1968 REVENUES			1968 PROPERTY TAX				
GENERAL GOVERNMENT		1968 Property Taxes Collected			2,260,341.24		Local District School Taxes		729,535.50
Governing Body & Public Boards		1968 Payments in Lieu of Taxes					Regional & Consolidated School Taxes		621,545.04
Municipal Clerk		Delinquent Tax & Lien Collections			130,434.91		School Taxes in Municipal Budget		
Financial Administration		3,400.00	Business Personalty Replacement Taxes			11,294.00	County Taxes		490,573.16
Assessment of Taxes		9,575.00	Taxes from Public Utilities			118,778.18	County Library Taxes		17,675.54
Collection of Taxes		13,890.00	Other Miscellaneous Tax Revenues				Local Municipal Purpose Taxes		502,353.45
Planning, Housing & Development		2,200.00	State Aid Revenues			5,194.00	Veteran & Senior Citizen Taxes		47,400.00
Elections		1,200.00	Federal Aid Revenues				Total Taxes for Rate Computation		2,409,082.69
General Administration (other)		63,238.00	Sale of Acquired Property				Special District Taxes		
JUDICIARY			Other Miscellaneous Revenues			69,963.46	Bank Stock Taxes		1,168.09
Municipal Courts		5,800.00	Total 1968 Revenues			2,596,005.79	Added and Omitted Taxes		19,989.43
PUBLIC SAFETY			Prior Years Surplus Appropriated			50,000.00	Total Taxes Levied		2,382,840.21
Fire Protection		24,555.00	TOTAL REVENUES			2,646,005.79	1968 TAXES COLLECTED		2,260,341.24
Police Protection		143,215.00	1968 REAL PROPERTY VALUATIONS - ASSESSED				1968 Taxes Cancelled, Abated or Adjusted		5,811.43
Civil Defense & Disaster Control		100.00	Code Class %				Transfer To Tax Title Liens		167.09
Environmental Inspection & Control		7,735.00	1 Vacant Land 4.82			3,996,700.00	Balance Outstanding Dec. 31, 1968		114,177.88
Other Public Safety			2 Residential 90.32			74,958,300.00	PRIOR YEARS TAXES OUTSTANDING		
PUBLIC WORKS			3 Farm				Balance January 1, 1968		158,799.37
Streets and Drainage		139,135.00	4a Commercial 4.68			3,883,950.00	Collected in 1968		130,434.91
Sewers and Sewage Processing			4b Industrial				Cancelled, Abated or Adjusted (1968)		65.99
Garbage and Trash Disposal		47,875.00	4c Apartments .18			151,900.00	Transfers to Tax Title Liens		
Public Buildings and Grounds		12,500.00	Total Valuation 100.00			82,990,850.00	Balance December 31, 1968		28,298.47
Other Public Works			CAPITAL DEBT AUTHORIZED, DECEMBER 31, 1968				TAX TITLE LIENS OUTSTANDING		
HEALTH and WELFARE			ISSUED AND UNISSUED				Balance January 1, 1968		630.11
Health Services Except Environmental		10,310.00	SCHOOL			1,602,759.43	Transfers From Taxes		167.09
Welfare-Public Assistance		2,550.00	Self-liquidating				Redeemed in 1968		
Hospitals, Clinics, First Aid		3,000.00	Other				Cancelled, Abated or Adjusted (1968)		
Animal, Insect, & Rodent Control			Total			1,602,759.43	Balance December 31, 1968		797.20
Other Welfare Services			ISSUED AND OUTSTANDING				PROPERTY ACQUIRED BY DEED OR FORECLOSURE		
RECREATION and CONSERVATION			SCHOOL			1,602,759.43	Balance January 1, 1968		
Beaches and Boardwalks			Self-liquidating				Transfers From Liens		
Parks, Playgrounds, Shade Trees		40,340.00	Other				Sale for Cash (1968)		
Land Reclamation & Conservation			Total			1,602,759.43	Cancelled, Abated or Adjusted (1968)		
Other Recreational Services		9,335.00	EQUALIZED VALUATION BASIS			80,575,005.67	Balance December 31, 1968		
EDUCATION (excluding schools)			1968 CAPITAL OUTLAY			3,231.42	CURRENT FINANCES DECEMBER 31, 1968		
Libraries		18,000.00	Beaches and Boardwalks				ASSETS		
Other Educational Services			Parks and Playgrounds			2,040.00	Cash on Hand Dec. 31, 1968		1,093,879.40
STATUTORY EXPENDITURES			Public Buildings and Grounds			1,191.42	Taxes Receivable		142,476.35
Pensions & F. I. C. A.		60,700.00	Vehicular Equipment				Tax Title Liens		797.20
Employee Fringe Benefits		10,000.00	Streets, Roads, Sidewalks, Storm Sewers				Foreclosed Property		
Other Statutory Expenditures			Sewer System				Emergencies & Other Deferred Charges		608.00
TOTAL MUNICIPAL FUNCTIONS		628,653.00	Water System				State Aid Receivable		18,344.00
CAPITAL IMPROVEMENTS		57,450.00	Other Utilities				Other Receivables		2,796.74
DEBT SERVICE			Hospitals and Clinics				Total		1,258,901.69
Principal Payments			Garbage and Trash Disposal Facilities				LIABILITIES		
Interest Payments			Health Equipment				Cash Liabilities		354,125.08
Other Debt Administration			Library and Education Facilities				Reserves For Receivables		146,070.29
DEFERRED CHARGES		7,000.00	Conservation and Recreation				Surplus on Hand Dec. 31, 1968		758,706.32
SCHOOL, COUNTY, SPECIAL DISTRICT TAXES		1,859,329.24	Other Expenditures				Total		1,258,901.69
RESERVE FOR UNCOLLECTED TAXES		155,414.54							
TOTAL EXPENDITURES		2,707,846.78							

0430		RUNNEMEDE BORO		PER CAPITA:		PER CENT:		
Population 1960	8,396	Net Valuation Taxable	18,888,968	TAX RATE:	Gross Debt	115.22	Gross Debt	3.52
Population 1968	11,630	State Equalized Value	43,673,914	General Rate Per \$100.	Net Debt	3.61	Net Debt	.11
		Net Valuation on Which County Taxes		Effective Tax Rate	Debt Service	2.10	Tax Levy Collected	95.77
Moody Rating		are apportioned:	40,622,137	General Rate	Total Tax Levy	100.43	Tax Levy Cancelled, Abated	
Land Area	2.12 Sq. Miles	State Equalization Ratio	.4325	Municipal Functions	Municipal Functions	43.20	or Adjusted	
1968 EXPENDITURES		1968 REVENUES		1968 PROPERTY TAX				
GENERAL GOVERNMENT		1968 Property Taxes Collected		1,118,636.85		Local District School Taxes		284,811.62
Governing Body & Public Boards		1968 Payments in Lieu of Taxes		18,240.93		Regional & Consolidated School Taxes		295,189.78
Municipal Clerk		Delinquent Tax & Lien Collections		27,001.51		School Taxes in Municipal Budget		
Financial Administration	4,300.00	Business Personalty Replacement Taxes		44,489.00		County Taxes		396,004.08
Assessment of Taxes	6,090.48	Taxes from Public Utilities		128,579.44		County Library Taxes		4,869.21
Collection of Taxes	15,250.00	Other Miscellaneous Tax Revenues				Local Municipal Purpose Taxes		164,844.17
Planning, Housing & Development	1,385.00	State Aid Revenues		7,200.33		Veteran & Senior Citizen Taxes		64,280.00
Elections	1,200.00	Federal Aid Revenues				Total Taxes for Rate Computation		1,209,998.86
General Administration (other)	46,917.23	Sale of Acquired Property		46,950.00		Special District Taxes		
JUDICIARY		Other Miscellaneous Revenues		34,767.66		Bank Stock Taxes		2,730.83
Municipal Courts	4,241.36	Total 1968 Revenues		1,425,865.72		Added and Omitted Taxes		19,576.00
PUBLIC SAFETY		Prior Years Surplus Appropriated		115,000.00		Total Taxes Levied		1,168,025.69
Fire Protection	15,997.48	TOTAL REVENUES		1,540,865.72		1968 TAXES COLLECTED		1,118,636.85
Police Protection	122,964.00	1968 REAL PROPERTY VALUATIONS - ASSESSED				1968 Taxes Cancelled, Abated or Adjusted		
Civil Defense & Disaster Control	1,250.00	Code		Class		Transfer To Tax Title Liens		
Environmental Inspection & Control		1		Vacant Land		Balance Outstanding Dec. 31, 1968		49,388.84
Other Public Safety		2		Residential				
PUBLIC WORKS		3		Farm				
Streets and Drainage	105,138.00	4a		Commercial		PRIOR YEARS TAXES OUTSTANDING		
Sewers and Sewage Processing		4b		Industrial		Balance January 1, 1968		28,822.85
Garbage and Trash Disposal	7,800.00	4c		Apartments		Collected in 1968		25,204.70
Public Buildings and Grounds		Total Valuation		100.00.		Cancelled, Abated or Adjusted (1968)		
Other Public Works						Transfers to Tax Title Liens		
HEALTH and WELFARE						Balance December 31, 1968		3,618.15
Health Services Except Environmental	7,886.39	CAPITAL DEBT AUTHORIZED, DECEMBER 31, 1968				TAX TITLE LIENS OUTSTANDING		
Welfare-Public Assistance	2,750.00	ISSUED AND UNISSUED		GROSS DEBT		Balance January 1, 1968		2,046.00
Hospitals, Clinics, First Aid		School		1,298,100.66		Transfers From Taxes		
Animal, Insect, & Rodent Control		Self-liquidating		42,000.00		Redeemed in 1968		1,796.81
Other Welfare Services		Other		42,000.00		Cancelled, Abated or Adjusted (1968)		
RECREATION and CONSERVATION		Total		1,340,100.66		Balance December 31, 1968		249.19
Beaches and Boardwalks		ISSUED AND OUTSTANDING				PROPERTY ACQUIRED BY DEED OR FORECLOSURE		
Parks, Playgrounds, Shade Trees		School		1,276,814.65		Balance January 1, 1968		77,654.80
Land Reclamation & Conservation		Self-liquidating		26,000.00		Transfers From Liens		
Other Recreational Services	13,240.00	Other		1,302,814.65		Sale for Cash (1968)		46,950.00
EDUCATION (excluding schools)		Total		38,016,812.33		Cancelled, Abated or Adjusted (1968)		
Libraries	1,400.00	EQUALIZED VALUATION BASIS				Balance December 31, 1968		30,704.80
Other Educational Services		1968 CAPITAL OUTLAY				CURRENT FINANCES DECEMBER 31, 1968		
STATUTORY EXPENDITURES		Beaches and Boardwalks				ASSETS		
Pensions & F. I. C. A.	15,525.42	Parks and Playgrounds				Cash on Hand Dec. 31, 1968		244,250.33
Employee Fringe Benefits	5,493.64	Public Buildings and Grounds				Taxes Receivable		53,006.99
Other Statutory Expenditures		Vehicular Equipment				Tax Title Liens		249.19
TOTAL MUNICIPAL FUNCTIONS	378,829.00	Streets, Roads, Sidewalks, Storm Sewers				Foreclosed Property		30,704.80
CAPITAL IMPROVEMENTS	2,000.00	Sewer System				Emergencies & Other Deferred Charges		15,166.31
DEBT SERVICE		Water System				State Aid Receivable		
Principal Payments	23,000.00	Other Utilities				Other Receivables		17,135.41
Interest Payments	1,500.00	Hospitals and Clinics				Total		360,513.03
Other Debt Administration		Garbage and Trash Disposal Facilities				LIABILITIES		
DEFERRED CHARGES	24,700.00	Health Equipment				Cash Liabilities		44,691.36
SCHOOL, COUNTY, SPECIAL DISTRICT TAXES	980,874.69	Library and Education Facilities				Reserves For Receivables		101,096.39
RESERVE FOR UNCOLLECTED TAXES	72,446.00	Conservation and Recreation				Surplus on Hand Dec. 31, 1968		214,725.28
TOTAL EXPENDITURES	1,483,349.69	Other Expenditures				Total		360,513.03

Moody Rating
Land Area **2.60** Sq. Miles

Net Valuation Taxable	122,576,458
State Equalized Value	148,218,207
Net Valuation on Which County Taxes are apportioned:	151,383,682
State Equalization Ratio	.8270

RUTHERFORD BORO	
TAX RATE:	
General Rate Per \$100.	3.27
Effective Tax Rate	
General Rate	2.70
Municipal Functions	1.37

PER CAPITA:	
Gross Debt	33.58
Net Debt	
Debt Service	
Total Tax Levy	183.34
Municipal Functions	94.56

PER CENT:	
Gross Debt	.50
Net Debt	
Tax Levy Collected	98.45
Tax Levy Cancelled, Abated or Adjusted	<u>.15</u>

1968 EXPENDITURES		1968 REVENUES			1968 PROPERTY TAX	
GENERAL GOVERNMENT						
Governing Body & Public Boards		1968 Property Taxes Collected			Local District School Taxes	2,080,419.00
Municipal Clerk		1968 Payments in Lieu of Taxes			Regional & Consolidated School Taxes	
Financial Administration	8,000.00	Delinquent Tax & Lien Collections			School Taxes in Municipal Budget	
Assessment of Taxes	19,460.00	Business Personalty Replacement Taxes			County Taxes	534,617.20
Collection of Taxes	22,513.00	Taxes from Public Utilities			County Library Taxes	
Planning, Housing & Development	4,900.00	Other Miscellaneous Tax Revenues			Local Municipal Purpose Taxes	1,275,795.92
Elections		State Aid Revenues			Veteran & Senior Citizen Taxes	109,390.00
General Administration (other)	146,852.00	Federal Aid Revenues			Total Taxes for Rate Computation	4,000,222.12
JUDICIARY		Sale of Acquired Property			Special District Taxes	
Municipal Courts	18,450.00	Other Miscellaneous Revenues			Bank Stock Taxes	20,083.12
PUBLIC SAFETY		Total 1968 Revenues			Added and Omitted Taxes	30,970.17
Fire Protection	71,660.00	Prior Years Surplus Appropriated			Total Taxes Levied	3,941,885.41
Police Protection	444,719.00	TOTAL REVENUES			1968 TAXES COLLECTED	3,881,035.44
Civil Defense & Disaster Control	3,250.00				1968 Taxes Cancelled, Abated or Adjusted	5,957.53
Environmental Inspection & Control	14,734.00				Transfer To Tax Title Liens	582.06
Other Public Safety					Balance Outstanding Dec. 31, 1968	63,648.44
PUBLIC WORKS		1968 REAL PROPERTY VALUATIONS - ASSESSED				
Streets and Drainage	174,740.00	Code	Class	%		
Sewers and Sewage Processing	71,090.00	1	Vacant Land	.87	1,040,700.00	
Garbage and Trash Disposal	160,560.00	2	Residential	74.38	88,690,800.00	PRIOR YEARS TAXES OUTSTANDING
Public Buildings and Grounds	40,435.00	3	Farm			Balance January 1, 1968
Other Public Works		4a	Commercial	10.18	12,135,300.00	Collected in 1968
HEALTH AND WELFARE		4b	Industrial	5.15	6,146,100.00	Cancelled, Abated or Adjusted (1968)
Health Services Except Environmental	46,022.00	4c	Apartments	9.41	11,220,700.00	Transfers to Tax Title Liens
Welfare-Public Assistance	9,600.00	Total Valuation 99.99.			119,233,600.00	Balance December 31, 1968
Hospitals, Clinics, First Aid		CAPITAL DEBT AUTHORIZED, DECEMBER 31, 1968				
Animal, Insect, & Rodent Control		ISSUED AND UNISSUED			GROSS DEBT	NET DEBT
Other Welfare Services		School			722,000.00	
RECREATION AND CONSERVATION		Self-liquidating				
Beaches and Boardwalks		Other				
Parks, Playgrounds, Shade Trees	78,258.00	Total			722,000.00	
Land Reclamation & Conservation		ISSUED AND OUTSTANDING				
Other Recreational Services	62,470.00	School			722,000.00	
EDUCATION (excluding schools)		Self-liquidating				
Libraries	88,266.00	Other				
Other Educational Services		Total			722,000.00	
STATUTORY EXPENDITURES		EQUALIZED VALUATION BASIS			142,368,283.00	
Pensions & F. I. C. A.	157,000.00	1968 CAPITAL OUTLAY			65,512.48	CURRENT FINANCES DECEMBER 31, 1968
Employee Fringe Benefits	34,300.00	Beaches and Boardwalks				ASSETS
Other Statutory Expenditures		Parks and Playgrounds			1,922.86	Cash on Hand Dec. 31, 1968
TOTAL MUNICIPAL FUNCTIONS	1,677,279.00	Public Buildings and Grounds			2,495.29	Taxes Receivable
CAPITAL IMPROVEMENTS	163,500.00	Vehicular Equipment			8,000.08	Tax Title Liens
DEBT SERVICE		Streets, Roads, Sidewalks, Storm Sewers			27,794.63	Foreclosed Property
Principal Payments		Sewer System				Emergencies & Other Deferred Charges
Interest Payments		Water System				State Aid Receivable
Other Debt Administration		Other Utilities				Other Receivables
DEFERRED CHARGES	36,488.12	Hospitals and Clinics				Total
SCHOOL, COUNTY, SPECIAL DISTRICT TAXES	2,615,036.20	Garbage and Trash Disposal Facilities				LIABILITIES
RESERVE FOR UNCOLLECTED TAXES	155,851.92	Health Equipment			986.00	Cash Liabilities
		Library and Education Facilities				Reserves For Receivables
		Conservation and Recreation				Surplus on Hand Dec. 31, 1968
TOTAL EXPENDITURES	4,648,155.24	Other Expenditures			24,313.62	Total
						718,925.18
						233,794.11
						83,110.19
						40,200.88
						718,925.18

0257				SADDLE BROOK TWP		PER CAPITA:		PER CENT:	
Population 1960	1,776	Net Valuation Taxable	122,213,172	TAX RATE:		Gross Debt	3,984.12	Gross Debt	7.53
Population 1968	2,260	State Equalized Value	125,128,670	General Rate Per \$100.	2.89	Net Debt	2,648.36	Net Debt	5.01
		Net Valuation on Which County Taxes		Effective Tax Rate		Debt Service	203.85	Tax Levy Collected	97.32
Moody Rating	BA	are apportioned:	127,588,193	General Rate	2.82	Total Tax Levy	1,531.41	Tax Levy Cancelled, Abated	
Land Area	2.70 Sq. Miles	State Equalization Ratio	.9767	Municipal Functions	1.46	Municipal Functions	813.85	or Adjusted	.31
1968 EXPENDITURES		1968 REVENUES			1968 PROPERTY TAX				
GENERAL GOVERNMENT									
Governing Body & Public Boards	7,500.00	1968 Property Taxes Collected			3,368,262.95	Local District School Taxes			1,908,200.00
Municipal Clerk	14,300.00	1968 Payments in Lieu of Taxes				Regional & Consolidated School Taxes			
Financial Administration	17,535.00	Delinquent Tax & Lien Collections			89,163.37	School Taxes in Municipal Budget			
Assessment of Taxes	8,018.00	Business Personalty Replacement Taxes			237,703.00	County Taxes			449,142.69
Collection of Taxes	12,350.00	Taxes from Public Utilities			165,358.43	County Library Taxes			
Planning, Housing & Development	1,483.00	Other Miscellaneous Tax Revenues				Local Municipal Purpose Taxes			1,061,921.42
Elections	2,700.00	State Aid Revenues			5,749.76	Veteran & Senior Citizen Taxes			107,040.00
General Administration (other)	85,085.00	Federal Aid Revenues			105,000.00	Total Taxes for Rate Computation			3,526,304.11
JUDICIARY		Sale of Acquired Property				Special District Taxes			
Municipal Courts	4,375.00	Other Miscellaneous Revenues			69,557.21	Bank Stock Taxes			2,375.11
PUBLIC SAFETY		Total 1968 Revenues			4,040,794.72	Added and Omitted Taxes			39,353.57
Fire Protection	31,190.00	Prior Years Surplus Appropriated			110,000.00	Total Taxes Levied			3,460,992.79
Police Protection	237,681.00	TOTAL REVENUES			4,150,794.72	1968 TAXES COLLECTED			3,368,262.95
Civil Defense & Disaster Control	4,450.00					1968 Taxes Cancelled, Abated or Adjusted			10,869.29
Environmental Inspection & Control	15,080.00					Transfer To Tax Title Liens			792.03
Other Public Safety						Balance Outstanding Dec. 31, 1968			87,225.08
PUBLIC WORKS		1968 REAL PROPERTY VALUATIONS - ASSESSED				PRIOR YEARS TAXES OUTSTANDING			
Streets and Drainage	113,590.00	Code	Class	%		Balance January 1, 1968			145,987.75
Sewers and Sewage Processing	66,315.00	1	Vacant Land	3.00	3,647,300.00	Collected in 1968			89,163.37
Garbage and Trash Disposal	78,365.28	2	Residential	69.51	84,514,150.00	Cancelled, Abated or Adjusted (1968)			48,986.61
Public Buildings and Grounds	24,750.00	3	Farm			Transfers to Tax Title Liens			897.80
Other Public Works		4a	Commercial	9.62	11,702,900.00	Balance December 31, 1968			6,939.97
HEALTH and WELFARE		4b	Industrial	14.44	17,558,350.00	TAX TITLE LIENS OUTSTANDING			
Health Services Except Environmental	17,719.00	4c	Apartments	3.43	4,166,700.00	Balance January 1, 1968			2,376.03
Welfare-Public Assistance	6,485.00	Total Valuation			121,589,400.00	Transfers From Taxes			1,726.31
Hospitals, Clinics, First Aid		CAPITAL DEBT AUTHORIZED, DECEMBER 31, 1968				Redeemed in 1968			
Animal, Insect, & Rodent Control		ISSUED AND UNISSUED				Cancelled, Abated or Adjusted (1968)			4,102.34
Other Welfare Services		School			2,602,000.00	Balance December 31, 1968			
RECREATION and CONSERVATION		Self-liquidating			133,750.00	PROPERTY ACQUIRED BY DEED OR FORECLOSURE			
Beaches and Boardwalks		Other			6,268,372.20	Balance January 1, 1968			34,649.00
Parks, Playgrounds, Shade Trees	25,565.00	Total			9,004,122.20	Transfers From Liens			
Land Reclamation & Conservation		ISSUED AND OUTSTANDING				Sale for Cash (1968)			
Other Recreational Services	2,700.00	School			2,602,000.00	Cancelled, Abated or Adjusted (1968)			34,649.00
EDUCATION (excluding schools)		Self-liquidating			66,500.00	Balance December 31, 1968			
Libraries	38,350.00	Other			6,135,250.00	CURRENT FINANCES DECEMBER 31, 1968			
Other Educational Services		Total			8,803,750.00	ASSETS			
STATUTORY EXPENDITURES		EQUALIZED VALUATION BASIS			119,418,966.33	Cash on Hand Dec. 31, 1968			175,766.81
Pensions & F. I. C. A.	38,316.02	1968 CAPITAL OUTLAY			54,756.10	Taxes Receivable			94,165.05
Employee Fringe Benefits		Beaches and Boardwalks				Tax Title Liens			4,102.34
Other Statutory Expenditures		Parks and Playgrounds				Foreclosed Property			34,649.00
TOTAL MUNICIPAL FUNCTIONS	853,902.30	Public Buildings and Grounds			47,917.10	Emergencies & Other Deferred Charges			177,714.42
CAPITAL IMPROVEMENTS		Vehicular Equipment				State Aid Receivable			38,108.12
DEBT SERVICE		Streets, Roads, Sidewalks, Storm Sewers				Other Receivables			10,988.75
Principal Payments	162,000.00	Sewer System				Total			535,494.49
Interest Payments	298,714.50	Water System				LIABILITIES			
Other Debt Administration		Other Utilities				Cash Liabilities			252,547.58
DEFERRED CHARGES	381,316.91	Hospitals and Clinics				Reserves For Receivables			143,905.14
SCHOOL, COUNTY, SPECIAL DISTRICT TAXES	2,357,342.69	Garbage and Trash Disposal Facilities				Surplus on Hand Dec. 31, 1968			139,041.77
RESERVE FOR UNCOLLECTED TAXES	143,370.21	Health Equipment				Total			535,494.49
TOTAL EXPENDITURES	4,196,646.61	Library and Education Facilities							
		Conservation and Recreation							
		Other Expenditures			6,839.00				

0258				SADDLE RIVER BORO		PER CAPITA:	PER CENT:		
Population 1960	13,834	Net Valuation Taxable	43,182,223	TAX RATE:		Gross Debt	31.45	Gross Debt	1.09
Population 1968	16,640	State Equalized Value	54,674,883	General Rate Per \$100.	1.92	Net Debt	1.64	Net Debt	.05
		Net Valuation on Which County Taxes		Effective Tax Rate		Debt Service	.12	Tax Levy Collected	96.65
Moody Rating		are apportioned:	49,149,560	General Rate	1.51	Total Tax Levy	50.21	Tax Levy Cancelled, Abated	
Land Area	4.90 Sq. Miles	State Equalization Ratio	.7898	Municipal Functions	.62	Municipal Functions	20.43	or Adjusted	.11
1968 EXPENDITURES		1968 REVENUES			1968 PROPERTY TAX				
GENERAL GOVERNMENT		1968 Property Taxes Collected			807,577.65				
Governing Body & Public Boards		1968 Payments in Lieu of Taxes							
Municipal Clerk		Delinquent Tax & Lien Collections			28,661.97				
Financial Administration		Business Personalty Replacement Taxes			3,018.00				
Assessment of Taxes		Taxes from Public Utilities			46,860.42				
Collection of Taxes		Other Miscellaneous Tax Revenues			1,110.00				
Planning, Housing & Development		State Aid Revenues							
Elections		Federal Aid Revenues							
General Administration (other)		Sale of Acquired Property							
JUDICIARY		Other Miscellaneous Revenues			23,101.88				
Municipal Courts		Total 1968 Revenues			910,329.92				
PUBLIC SAFETY		Prior Years Surplus Appropriated			101,000.00				
Fire Protection		TOTAL REVENUES			1,011,329.92				
Police Protection		1968 REAL PROPERTY VALUATIONS - ASSESSED							
Civil Defense & Disaster Control		Code Class %							
Environmental Inspection & Control		1 Vacant Land 13.53			5,797,200.00				
Other Public Safety		2 Residential 83.20			35,658,500.00				
PUBLIC WORKS		3 Farm 1.53			654,100.00				
Streets and Drainage		4a Commercial 1.75			750,000.00				
Sewers and Sewage Processing		4b Industrial							
Garbage and Trash Disposal		4c Apartments							
Public Buildings and Grounds		Total Valuation 100.01			42,859,800.00				
Other Public Works		CAPITAL DEBT AUTHORIZED, DECEMBER 31, 1968							
HEALTH and WELFARE		ISSUED AND UNISSUED			GROSS DEBT				
Health Services Except Environmental		School			491,000.00				
Welfare-Public Assistance		Self-liquidating			32,339.34				
Hospitals, Clinics, First Aid		Other			523,339.34				
Animal, Insect, & Rodent Control		Total			27,339.34				
Other Welfare Services		ISSUED AND OUTSTANDING							
RECREATION and CONSERVATION		School			491,000.00				
Beaches and Boardwalks		Self-liquidating			22,500.00				
Parks, Playgrounds, Shade Trees		Other			513,500.00				
Land Reclamation & Conservation		Total			47,908,574.67				
Other Recreational Services		1968 CAPITAL OUTLAY			3,323.86				
EDUCATION (excluding schools)		Beaches and Boardwalks			2,309.56				
Libraries		Parks and Playgrounds			530.07				
Other Educational Services		Public Buildings and Grounds			484.23				
STATUTORY EXPENDITURES		Vehicular Equipment							
Pensions & F. I. C. A.		Streets, Roads, Sidewalks, Storm Sewers							
Employee Fringe Benefits		Sewer System							
Other Statutory Expenditures		Water System							
TOTAL MUNICIPAL FUNCTIONS		Other Utilities							
CAPITAL IMPROVEMENTS		Hospitals and Clinics							
DEBT SERVICE		Garbage and Trash Disposal Facilities							
Principal Payments		Health Equipment							
Interest Payments		Library and Education Facilities							
Other Debt Administration		Conservation and Recreation							
DEFERRED CHARGES		Other Expenditures							
SCHOOL, COUNTY, SPECIAL DISTRICT TAXES									
RESERVE FOR UNCOLLECTED TAXES									
TOTAL EXPENDITURES									

1712
Population 1960 8,941
Population 1968 9,750
Moody Rating
Land Area 2.85 Sq. Miles

Net Valuation Taxable 8,547,800
State Equalized Value 26,529,484
Net Valuation on Which County Taxes
are apportioned: 26,649,348
State Equalization Ratio .3222

SALEM CITY

TAX RATE:
General Rate Per \$100. 12.01
Effective Tax Rate
General Rate 3.86
Municipal Functions 2.74

PER CAPITA:

Gross Debt 265.97
Net Debt 80.00
Debt Service 4.19
Total Tax Levy 103.30
Municipal Functions 74.65

PER CENT:

Gross Debt 11.13
Net Debt 3.34
Tax Levy Collected 89.69
Tax Levy Cancelled, Abated
or Adjusted 4.01

1968 EXPENDITURES		1968 REVENUES		1968 PROPERTY TAX	
GENERAL GOVERNMENT		1968 Property Taxes Collected 903,348.12		Local District School Taxes 578,976.00	
Governing Body & Public Boards		1968 Payments in Lieu of Taxes		Regional & Consolidated School Taxes	
Municipal Clerk	8,422.28	Delinquent Tax & Lien Collections	54,524.94	School Taxes in Municipal Budget	17,018.50
Financial Administration	4,600.00	Business Personalty Replacement Taxes	189,009.00	County Taxes	192,531.82
Assessment of Taxes	10,475.99	Taxes from Public Utilities	85,901.43	County Library Taxes	
Collection of Taxes	2,450.00	Other Miscellaneous Tax Revenues	50,585.22	Local Municipal Purpose Taxes	206,287.22
Planning, Housing & Development	48,096.00	State Aid Revenues		Veteran & Senior Citizen Taxes	31,670.00
Elections		Federal Aid Revenues		Total Taxes for Rate Computation	1,026,483.54
General Administration (other)	8,900.00	Sale of Acquired Property		Special District Taxes	
JUDICIARY		Other Miscellaneous Revenues	80,637.96	Bank Stock Taxes	7,365.95
Municipal Courts	17,000.00	Total 1968 Revenues	1,364,006.67	Added and Omitted Taxes	4,996.11
PUBLIC SAFETY		Prior Years Surplus Appropriated	75,000.00	Total Taxes Levied	1,007,175.60
Fire Protection	160,799.00	TOTAL REVENUES	1,439,006.67	1968 TAXES COLLECTED	903,348.12
Police Protection	500.00			1968 Taxes Cancelled, Abated or Adjusted	40,404.15
Civil Defense & Disaster Control	10,600.00			Transfer To Tax Title Liens	9,970.73
Environmental Inspection & Control				Balance Outstanding Dec. 31, 1968	53,452.60
Other Public Safety					
PUBLIC WORKS		1968 REAL PROPERTY VALUATIONS - ASSESSED			
Streets and Drainage	101,499.63	Code Class %			
Sewers and Sewage Processing		1 Vacant Land 1.00	82,050.00	PRIOR YEARS TAXES OUTSTANDING	
Garbage and Trash Disposal	8,952.10	2 Residential 55.76	4,579,400.00	Balance January 1, 1968	82,951.61
Public Buildings and Grounds	13,550.00	3 Farm .53	43,000.00	Collected in 1968	48,511.50
Other Public Works		4a Commercial 18.28	1,501,100.00	Cancelled, Abated or Adjusted (1968)	5,312.71
HEALTH and WELFARE		4b Industrial 23.03	1,891,650.00	Transfers to Tax Title Liens	3,698.43
Health Services Except Environmental	32,984.38	4c Apartments 1.41	115,650.00	Balance December 31, 1968	25,428.97
Welfare-Public Assistance	9,600.00	Total Valuation 100.01	8,212,850.00		
Hospitals, Clinics, First Aid	2,000.00	CAPITAL DEBT AUTHORIZED, DECEMBER 31, 1968		TAX TITLE LIENS OUTSTANDING	
Animal, Insect, & Rodent Control	2,825.00	ISSUED AND UNISSUED	GROSS DEBT	NET DEBT	
Other Welfare Services		School 483,000.00			
RECREATION and CONSERVATION		Self-liquidating 1,960,000.00	629,822.40	Balance January 1, 1968	18,949.54
Beaches and Boardwalks		Other 150,250.19	150,250.19	Transfers From Taxes	14,249.74
Parks, Playgrounds, Shade Trees	1,275.00	Total 2,593,250.19	780,672.59	Redeemed in 1968	6,013.44
Land Reclamation & Conservation				Cancelled, Abated or Adjusted (1968)	
Other Recreational Services		ISSUED AND OUTSTANDING		Balance December 31, 1968	27,185.84
EDUCATION (excluding schools)		School 483,000.00		PROPERTY ACQUIRED BY DEED OR FORECLOSURE	
Libraries	25,766.65	Self-liquidating 1,955,000.00		Balance January 1, 1968	13,300.00
Other Educational Services		Other 2,438,000.00		Transfers From Liens	3,331.45
STATUTORY EXPENDITURES		Total 2,438,000.00		Sale for Cash (1968)	
Pensions & F. I. C. A.	31,326.61	EQUALIZED VALUATION BASIS	23,293,143.67	Cancelled, Abated or Adjusted (1968)	
Employee Fringe Benefits		1968 CAPITAL OUTLAY	1,366,391.06	Balance December 31, 1968	9,968.55
Other Statutory Expenditures		Beaches and Boardwalks		CURRENT FINANCES DECEMBER 31, 1968	
TOTAL MUNICIPAL FUNCTIONS	501,622.64	Parks and Playgrounds	58,919.17	ASSETS	
CAPITAL IMPROVEMENTS	68,500.00	Public Buildings and Grounds		Cash on Hand Dec. 31, 1968	480,089.30
DEBT SERVICE		Vehicular Equipment		Taxes Receivable	78,881.57
Principal Payments	28,000.00	Streets, Roads, Sidewalks, Storm Sewers	69,429.61	Tax Title Liens	27,185.84
Interest Payments	12,874.00	Sewer System		Foreclosed Property	9,968.55
Other Debt Administration		Water System	1,234,415.68	Emergencies & Other Deferred Charges	23,420.17
DEFERRED CHARGES	32,888.64	Other Utilities		State Aid Receivable	24,578.00
SCHOOL, COUNTY, SPECIAL DISTRICT TAXES	788,526.32	Hospitals and Clinics		Other Receivables	49,967.36
RESERVE FOR UNCOLLECTED TAXES	84,010.27	Garbage and Trash Disposal Facilities		Total	694,090.79
		Health Equipment		LIABILITIES	
TOTAL EXPENDITURES	1,516,421.87	Library and Education Facilities	3,626.60	Cash Liabilities	303,096.60
		Conservation and Recreation		Reserves For Receivables	166,003.32
		Other Expenditures		Surplus on Hand Dec. 31, 1968	224,990.87
				Total	694,090.79

1917		SANDYSTON TWP			PER CAPITA:		PER CENT:	
Population 1960	1,019	Net Valuation Taxable	9,107,150	TAX RATE:	Gross Debt	20.47	Gross Debt	.16
Population 1968	1,140	State Equalized Value	16,196,247	General Rate Per \$100.	Net Debt		Net Debt	
		Net Valuation on Which County Taxes are apportioned:	14,334,004	Effective Tax Rate	Debt Service		Tax Levy Collected	86.99
Moody Rating		State Equalization Ratio	.5623	General Rate	Total Tax Levy	232.76	Tax Levy Cancelled, Abated or Adjusted	.20
Land Area	42.10 Sq. Miles			Municipal Functions	Municipal Functions	95.64		
1968 EXPENDITURES		1968 REVENUES			1968 PROPERTY TAX			
GENERAL GOVERNMENT		1968 Property Taxes Collected			Local District School Taxes			
Governing Body & Public Boards		1968 Payments in Lieu of Taxes			Regional & Consolidated School Taxes			
Municipal Clerk		Delinquent Tax & Lien Collections			School Taxes in Municipal Budget			
Financial Administration		Business Personalty Replacement Taxes			County Taxes			
Assessment of Taxes		Taxes from Public Utilities			County Library Taxes			
Collection of Taxes		Other Miscellaneous Tax Revenues			Local Municipal Purpose Taxes			
Planning, Housing & Development		State Aid Revenues			Veteran & Senior Citizen Taxes			
Elections		Federal Aid Revenues			Total Taxes for Rate Computation			
General Administration (other)		Sale of Acquired Property			Special District Taxes			
JUDICIARY		Other Miscellaneous Revenues			Bank Stock Taxes			
Municipal Courts		Total 1968 Revenues			Added and Omitted Taxes			
PUBLIC SAFETY		Prior Years Surplus Appropriated			Total Taxes Levied			
Fire Protection		TOTAL REVENUES			1968 TAXES COLLECTED			
Police Protection		1968 REAL PROPERTY VALUATIONS - ASSESSED			1968 Taxes Cancelled, Abated or Adjusted			
Civil Defense & Disaster Control		Code Class %			Transfer To Tax Title Liens			
Environmental Inspection & Control		1 Vacant Land 9.40			Balance Outstanding Dec. 31, 1968			
Other Public Safety		2 Residential 69.21			PRIOR YEARS TAXES OUTSTANDING			
PUBLIC WORKS		3 Farm 9.67			Balance January 1, 1968			
Streets and Drainage		4a Commercial 10.80			Collected in 1968			
Sewers and Sewage Processing		4b Industrial .92			Cancelled, Abated or Adjusted (1968)			
Garbage and Trash Disposal		4c Apartments			Transfers to Tax Title Liens			
Public Buildings and Grounds		Total Valuation 100.00			Balance December 31, 1968			
Other Public Works		CAPITAL DEBT AUTHORIZED, DECEMBER 31, 1968			TAX TITLE LIENS OUTSTANDING			
HEALTH and WELFARE		ISSUED AND UNISSUED			Balance January 1, 1968			
Health Services Except Environmental		School			Transfers From Taxes			
Welfare-Public Assistance		Self-liquidating			Redeemed in 1968			
Hospitals, Clinics, First Aid		Other			Cancelled, Abated or Adjusted (1968)			
Animal, Insect, & Rodent Control		Total			Balance December 31, 1968			
Other Welfare Services		ISSUED AND OUTSTANDING			PROPERTY ACQUIRED BY DEED OR FORECLOSURE			
RECREATION and CONSERVATION		School			Balance January 1, 1968			
Beaches and Boardwalks		Self-liquidating			Transfers From Liens			
Parks, Playgrounds, Shade Trees		Other			Sale for Cash (1968)			
Land Reclamation & Conservation		Total			Cancelled, Abated or Adjusted (1968)			
Other Recreational Services		EQUALIZED VALUATION BASIS			Balance December 31, 1968			
EDUCATION (excluding schools)		1968 CAPITAL OUTLAY			CURRENT FINANCES DECEMBER 31, 1968			
Libraries		Beaches and Boardwalks			ASSETS			
Other Educational Services		Parks and Playgrounds			Cash on Hand Dec. 31, 1968			
STATUTORY EXPENDITURES		Public Buildings and Grounds			Taxes Receivable			
Pensions & F. I. C. A.		Vehicular Equipment			Tax Title Liens			
Employee Fringe Benefits		Streets, Roads, Sidewalks, Storm Sewers			Foreclosed Property			
Other Statutory Expenditures		Sewer System			Emergencies & Other Deferred Charges			
TOTAL MUNICIPAL FUNCTIONS		Water System			State Aid Receivable			
CAPITAL IMPROVEMENTS		Other Utilities			Other Receivables			
DEBT SERVICE		Hospitals and Clinics			Total			
Principal Payments		Garbage and Trash Disposal Facilities			LIABILITIES			
Interest Payments		Health Equipment			Cash Liabilities			
Other Debt Administration		Library and Education Facilities			Reserves For Receivables			
DEFERRED CHARGES		Conservation and Recreation			Surplus on Hand Dec. 31, 1968			
SCHOOL, COUNTY, SPECIAL DISTRICT TAXES		Other Expenditures			Total			
RESERVE FOR UNCOLLECTED TAXES								
TOTAL EXPENDITURES								

1219				SAYREVILLE BORO		PER CAPITA:		PER CENT:	
Population 1960	22,553	Net Valuation Taxable	111,316,265	TAX RATE:		Gross Debt	512.60	Gross Debt	6.71
Population 1968	31,250	State Equalized Value	258,214,486	General Rate Per \$100.	5.48	Net Debt	56.38	Net Debt	.73
		Net Valuation on Which County Taxes		Effective Tax Rate		Debt Service	4.89	Tax Levy Collected	97.19
Moody Rating	A	are apportioned:	295,852,813	General Rate	2.36	Total Tax Levy	193.00	Tax Levy Cancelled, Abated	
Land Area	16.30 Sq. Miles	State Equalization Ratio	.4311	Municipal Functions	1.43	Municipal Functions	118.74	or Adjusted	.58
1968 EXPENDITURES		1968 REVENUES			1968 PROPERTY TAX				
GENERAL GOVERNMENT									
Governing Body & Public Boards		1968 Property Taxes Collected			5,862,290.51				
Municipal Clerk		1968 Payments in Lieu of Taxes							
Financial Administration		Delinquent Tax & Lien Collections			88,814.77				
Assessment of Taxes		Business Personality Replacement Taxes			1,173,384.00				
Collection of Taxes		Taxes from Public Utilities			1,386,587.76				
Planning, Housing & Development		Other Miscellaneous Tax Revenues			15,985.53				
Elections		State Aid Revenues							
General Administration (other)		Federal Aid Revenues							
JUDICIARY		Sale of Acquired Property			344,741.07				
Municipal Courts		Other Miscellaneous Revenues			8,871,803.64				
PUBLIC SAFETY		Total 1968 Revenues			800,000.00				
Fire Protection		Prior Years Surplus Appropriated			9,671,803.64				
Police Protection		TOTAL REVENUES							
Civil Defense & Disaster Control									
Environmental Inspection & Control									
Other Public Safety									
PUBLIC WORKS		1968 REAL PROPERTY VALUATIONS - ASSESSED							
Streets and Drainage		Code Class %							
Sewers and Sewage Processing		1 Vacant Land 4.44			4,884,800.00				
Garbage and Trash Disposal		2 Residential 48.55			53,380,000.00				
Public Buildings and Grounds		3 Farm .01			13,425.00				
Other Public Works		4a Commercial 5.32			5,852,300.00				
HEALTH and WELFARE		4b Industrial 37.61			41,345,125.00				
Health Services Except Environmental		4c Apartments 4.06			4,462,800.00				
Welfare-Public Assistance		Total Valuation .99.99			109,938,450.00				
Hospitals, Clinics, First Aid		CAPITAL DEBT AUTHORIZED, DECEMBER 31, 1968							
Animal, Insect, & Rodent Control		ISSUED AND UNISSUED			GROSS DEBT NET DEBT				
Other Welfare Services		School			10,874,000.00				
RECREATION and CONSERVATION		Self-liquidating			3,383,000.00				
Beaches and Boardwalks		Other			1,761,986.62				
Parks, Playgrounds, Shade Trees		Total			16,018,986.62				
Land Reclamation & Conservation		ISSUED AND OUTSTANDING							
Other Recreational Services		School			9,124,000.00				
EDUCATION (excluding schools)		Self-liquidating			3,383,000.00				
Libraries		Other			1,539,000.00				
Other Educational Services		Total			14,046,000.00				
STATUTORY EXPENDITURES		EQUALIZED VALUATION BASIS			238,530,427.33				
Pensions & F. I. C. A.		1968 CAPITAL OUTLAY			1,017,721.84				
Employee Fringe Benefits		Beaches and Boardwalks			4,783.76				
Other Statutory Expenditures		Parks and Playgrounds			59,823.30				
TOTAL MUNICIPAL FUNCTIONS		Public Buildings and Grounds			46.38				
CAPITAL IMPROVEMENTS		Vehicular Equipment			14,586.91				
DEBT SERVICE		Streets, Roads, Sidewalks, Storm Sewers							
Principal Payments		Sewer System			936,181.49				
Interest Payments		Water System							
Other Debt Administration		Other Utilities							
DEFERRED CHARGES		Hospitals and Clinics							
SCHOOL, COUNTY, SPECIAL DISTRICT TAXES		Garbage and Trash Disposal Facilities							
RESERVE FOR UNCOLLECTED TAXES		Health Equipment			2,300.00				
		Library and Education Facilities							
		Conservation and Recreation							
		Other Expenditures							
TOTAL EXPENDITURES									

2016		SCOTCH PLAINS TWP				PER CAPITA:		PER CENT:	
Population 1960	18,491	Net Valuation Taxable	88,495,194	TAX RATE:		Gross Debt	363.04	Gross Debt	5.15
Population 1968	24,050	State Equalized Value	180,749,987	General Rate Per \$100.		Net Debt	27.85	Net Debt	.39
		Net Valuation on Which County Taxes are apportioned:	172,362,811	Effective Tax Rate		Debt Service	2.95	Tax Levy Collected	95.39
Moody Rating	A			General Rate		Total Tax Levy	249.76	Tax Levy Cancelled, Abated or Adjusted	
Land Area	9.41 Sq. Miles	State Equalization Ratio	.4896	Municipal Functions		Municipal Functions	111.07		
1968 EXPENDITURES		1968 REVENUES		1968 PROPERTY TAX					
GENERAL GOVERNMENT		1968 Property Taxes Collected		5,730,430.06		Local District School Taxes			
Governing Body & Public Boards		1968 Payments in Lieu of Taxes		20,644.58		Regional & Consolidated School Taxes			
Municipal Clerk		Delinquent Tax & Lien Collections		182,077.77		School Taxes in Municipal Budget			
Financial Administration		17,152.00	Business Personalty Replacement Taxes	61,083.00		County Taxes			
Assessment of Taxes		21,942.00	Taxes from Public Utilities	368,153.82		County Library Taxes			
Collection of Taxes		30,212.00	Other Miscellaneous Tax Revenues	14,127.00		Local Municipal Purpose Taxes			
Planning, Housing & Development		19,728.35	State Aid Revenues	21,400.00		Veteran & Senior Citizen Taxes			
Elections		4,400.00	Federal Aid Revenues	375,069.98		Total Taxes for Rate Computation			
General Administration (other)		218,948.87	Sale of Acquired Property	6,772,986.21		Special District Taxes			
JUDICIARY			Other Miscellaneous Revenues	599,000.00		Bank Stock Taxes			
Municipal Courts		11,100.00	Total 1968 Revenues	7,371,986.21		Added and Omitted Taxes			
PUBLIC SAFETY			Prior Years Surplus Appropriated			Total Taxes Levied			
Fire Protection		101,933.35	TOTAL REVENUES			1968 TAXES COLLECTED			
Police Protection		364,141.88				1968 Taxes Cancelled, Abated or Adjusted			
Civil Defense & Disaster Control		3,200.00				Transfer To Tax Title Liens			
Environmental Inspection & Control		19,664.00				Balance Outstanding Dec. 31, 1968			
Other Public Safety									
PUBLIC WORKS			1968 REAL PROPERTY VALUATIONS - ASSESSED			PRIOR YEARS TAXES OUTSTANDING			
Streets and Drainage		408,634.77	Code Class %	3,478,300.00		Balance January 1, 1968			
Sewers and Sewage Processing		92,075.00	1 Vacant Land 3.96	75,039,800.00		Collected in 1968			
Garbage and Trash Disposal			2 Residential 85.41	363,600.00		Cancelled, Abated or Adjusted (1968)			
Public Buildings and Grounds		38,495.66	3 Farm .42	7,471,600.00		Transfers to Tax Title Liens			
Other Public Works			4a Commercial 8.50	274,700.00		Balance December 31, 1968			
HEALTH and WELFARE			4b Industrial .31	1,227,600.00		TAX TITLE LIENS OUTSTANDING			
Health Services Except Environmental		18,580.00	4c Apartments 1.40	87,855,600.00		Balance January 1, 1968			
Welfare-Public Assistance		7,100.00	Total Valuation 100.00			Transfers From Taxes			
Hospitals, Clinics, First Aid		12,500.00				Redeemed in 1968			
Animal, Insect, & Rodent Control						Cancelled, Abated or Adjusted (1968)			
Other Welfare Services						Balance December 31, 1968			
RECREATION and CONSERVATION						PROPERTY ACQUIRED BY DEED OR FORECLOSURE			
Beaches and Boardwalks						Balance January 1, 1968			
Parks, Playgrounds, Shade Trees		87,414.00				Transfers From Liens			
Land Reclamation & Conservation						Sale for Cash (1968)			
Other Recreational Services		33,590.00				Cancelled, Abated or Adjusted (1968)			
EDUCATION (excluding schools)						Balance December 31, 1968			
Libraries		94,732.00				CURRENT FINANCES DECEMBER 31, 1968			
Other Educational Services						ASSETS			
STATUTORY EXPENDITURES						Cash on Hand Dec. 31, 1968			
Pensions & F. I. C. A.		89,137.12				Taxes Receivable			
Employee Fringe Benefits						Tax Title Liens			
Other Statutory Expenditures						Foreclosed Property			
TOTAL MUNICIPAL FUNCTIONS		1,694,681.00				Emergencies & Other Deferred Charges			
CAPITAL IMPROVEMENTS		470,000.00				State Aid Receivable			
DEBT SERVICE						Other Receivables			
Principal Payments		38,000.00				Total			
Interest Payments		32,987.00				LIABILITIES			
Other Debt Administration						Cash Liabilities			
DEFERRED CHARGES						Reserves For Receivables			
SCHOOL, COUNTY, SPECIAL DISTRICT TAXES		4,901,394.89				Surplus on Hand Dec. 31, 1968			
RESERVE FOR UNCOLLECTED TAXES		435,606.76				Total			
TOTAL EXPENDITURES		7,572,669.65							

1343		SEA BRIGHT BORO				PER CAPITA:		PER CENT:	
Population 1960	1,138	Net Valuation Taxable	12,441,963	TAX RATE:		Gross Debt	325.64	Gross Debt	2.88
Population 1968	1,286	State Equalized Value	15,922,655	General Rate Per \$100.		Net Debt	149.37	Net Debt	1.32
		Net Valuation on Which County Taxes		Effective Tax Rate		Debt Service	21.75	Tax Levy Collected	86.56
Moody Rating		are apportioned:	16,099,359	General Rate		Total Tax Levy	352.43	Tax Levy Cancelled, Abated	
Land Area	60 Sq. Miles	State Equalization Ratio	.7814	Municipal Functions		Municipal Functions	299.51	or Adjusted	
1968 EXPENDITURES		1968 REVENUES				1968 PROPERTY TAX			
GENERAL GOVERNMENT									
Governing Body & Public Boards		1968 Property Taxes Collected				Local District School Taxes			
Municipal Clerk		1968 Payments in Lieu of Taxes				Regional & Consolidated School Taxes			
Financial Administration		Delinquent Tax & Lien Collections				School Taxes in Municipal Budget			
Assessment of Taxes		Business Personalty Replacement Taxes				County Taxes			
Collection of Taxes		Taxes from Public Utilities				County Library Taxes			
Planning, Housing & Development		Other Miscellaneous Tax Revenues				Local Municipal Purpose Taxes			
Elections		State Aid Revenues				Veteran & Senior Citizen Taxes			
General Administration (other)		Federal Aid Revenues				Total Taxes for Rate Computation			
JUDICIARY		Sale of Acquired Property				Special District Taxes			
Municipal Courts		Other Miscellaneous Revenues				Bank Stock Taxes			
PUBLIC SAFETY		Total 1968 Revenues				Added and Omitted Taxes			
Fire Protection		Prior Years Surplus Appropriated				Total Taxes Levied			
Police Protection		TOTAL REVENUES				1968 TAXES COLLECTED			
Civil Defense & Disaster Control						1968 Taxes Cancelled, Abated or Adjusted			
Environmental Inspection & Control						Transfer To Tax Title Liens			
Other Public Safety						Balance Outstanding Dec. 31, 1968			
PUBLIC WORKS		1968 REAL PROPERTY VALUATIONS - ASSESSED							
Streets and Drainage		Code Class %							
Sewers and Sewage Processing		1 Vacant Land 5.93				731,660.00			
Garbage and Trash Disposal		2 Residential 45.71				5,640,250.00			
Public Buildings and Grounds		3 Farm				4,966,200.00			
Other Public Works		4a Commercial 40.24				1,002,000.00			
HEALTH and WELFARE		4b Industrial				12,340,110.00			
Health Services Except Environmental		4c Apartments 8.12							
Welfare-Public Assistance		Total Valuation 100.00							
Hospitals, Clinics, First Aid									
Animal, Insect, & Rodent Control									
Other Welfare Services									
RECREATION and CONSERVATION		CAPITAL DEBT AUTHORIZED, DECEMBER 31, 1968							
Beaches and Boardwalks		ISSUED AND UNISSUED				GROSS DEBT			
Parks, Playgrounds, Shade Trees		School				NET DEBT			
Land Reclamation & Conservation		Self-liquidating							
Other Recreational Services		Other							
EDUCATION (excluding schools)		Total							
Libraries									
Other Educational Services									
STATUTORY EXPENDITURES		ISSUED AND OUTSTANDING							
Pensions & F. I. C. A.		School				225,620.21			
Employee Fringe Benefits		Self-liquidating				133,500.00			
Other Statutory Expenditures		Other				359,120.21			
TOTAL MUNICIPAL FUNCTIONS		EQUALIZED VALUATION BASIS				14,428,529.33			
CAPITAL IMPROVEMENTS		1968 CAPITAL OUTLAY				19,505.02			
DEBT SERVICE		Beaches and Boardwalks							
Principal Payments		Parks and Playgrounds							
Interest Payments		Public Buildings and Grounds							
Other Debt Administration		Vehicular Equipment							
DEFERRED CHARGES		Streets, Roads, Sidewalks, Storm Sewers							
SCHOOL, COUNTY, SPECIAL DISTRICT TAXES		Sewer System							
RESERVE FOR UNCOLLECTED TAXES		Water System							
TOTAL EXPENDITURES		Other Utilities							
		Hospitals and Clinics							
		Garbage and Trash Disposal Facilities							
		Health Equipment							
		Library and Education Facilities							
		Conservation and Recreation							
		Other Expenditures							

1344		SEA GIRT BORO				PER CAPITA:		PER CENT:		
Population 1960	1,798	Net Valuation Taxable	31,685,079	TAX RATE:		Gross Debt	648.36	Gross Debt	2.93	
Population 1968	1,970	State Equalized Value	49,338,335	General Rate Per \$100.	2.40	Net Debt	82.35	Net Debt	.37	
		Net Valuation on Which County Taxes are apportioned:	44,364,721	Effective Tax Rate		Debt Service	11.05	Tax Levy Collected	95.23	
Moody Rating				General Rate	1.54	Total Tax Levy	379.66	Tax Levy Cancelled, Abated or Adjusted	.61	
Land Area	1.29 Sq. Miles	State Equalization Ratio	.6422	Municipal Functions	.89	Municipal Functions	225.36			
1968 EXPENDITURES		1968 REVENUES				1968 PROPERTY TAX				
GENERAL GOVERNMENT		1968 Property Taxes Collected				219,156.00				
Governing Body & Public Boards		1968 Payments in Lieu of Taxes				Regional & Consolidated School Taxes				
Municipal Clerk		Delinquent Tax & Lien Collections				School Taxes in Municipal Budget				
Financial Administration		2,100.00	Business Personalty Replacement Taxes				County Taxes			
Assessment of Taxes		14,450.00	Taxes from Public Utilities				County Library Taxes			
Collection of Taxes		6,487.00	Other Miscellaneous Tax Revenues				Local Municipal Purpose Taxes			
Planning, Housing & Development		4,000.00	State Aid Revenues				Veteran & Senior Citizen Taxes			
Elections			Federal Aid Revenues				Total Taxes for Rate Computation			
General Administration (other)		37,231.00	Sale of Acquired Property				Special District Taxes			
JUDICIARY			Other Miscellaneous Revenues				Bank Stock Taxes			
Municipal Courts		3,400.00	Total 1968 Revenues				Added and Omitted Taxes			
PUBLIC SAFETY			Prior Years Surplus Appropriated				Total Taxes Levied			
Fire Protection		12,710.00	TOTAL REVENUES				1968 TAXES COLLECTED			
Police Protection		86,635.00					1968 Taxes Cancelled, Abated or Adjusted			
Civil Defense & Disaster Control		550.00					Transfer To Tax Title Liens			
Environmental Inspection & Control		3,050.00					Balance Outstanding Dec. 31, 1968			
Other Public Safety										
PUBLIC WORKS			1968 REAL PROPERTY VALUATIONS - ASSESSED				PRIOR YEARS TAXES OUTSTANDING			
Streets and Drainage		59,500.00	Code	Class	%		Balance January 1, 1968			
Sewers and Sewage Processing		7,705.00	1	Vacant Land	2.83	890,180.00	Collected in 1968			
Garbage and Trash Disposal		30,480.00	2	Residential	91.02	28,606,741.00	Cancelled, Abated or Adjusted (1968)			
Public Buildings and Grounds		11,430.00	3	Farm		1,665,450.00	Transfers to Tax Title Liens			
Other Public Works			4a	Commercial	5.30	265,000.00	Balance December 31, 1968			
HEALTH and WELFARE			4b	Industrial		31,427,371.00	TAX TITLE LIENS OUTSTANDING			
Health Services Except Environmental		1,041.00	4c	Apartments	.84		Balance January 1, 1968			
Welfare-Public Assistance		500.00	Total Valuation 99.99				Transfers From Taxes			
Hospitals, Clinics, First Aid		300.00	CAPITAL DEBT AUTHORIZED, DECEMBER 31, 1968				Redeemed in 1968			
Animal, Insect, & Rodent Control			ISSUED AND UNISSUED				Cancelled, Abated or Adjusted (1968)			
Other Welfare Services			SCHOOL				Balance December 31, 1968			
RECREATION and CONSERVATION			Self-liquidating				PROPERTY ACQUIRED BY DEED OR FORECLOSURE			
Beaches and Boardwalks		33,515.00	Other				Balance January 1, 1968			
Parks, Playgrounds, Shade Trees		11,450.00	Total				Transfers From Liens			
Land Reclamation & Conservation			ISSUED AND OUTSTANDING				Sale for Cash (1968)			
Other Recreational Services		2,450.00	SCHOOL				Cancelled, Abated or Adjusted (1968)			
EDUCATION (excluding schools)			Self-liquidating				Balance December 31, 1968			
Libraries		1,050.00	Other				CURRENT FINANCES DECEMBER 31, 1968			
Other Educational Services			Total				ASSETS			
STATUTORY EXPENDITURES			EQUALIZED VALUATION BASIS				Cash on Hand Dec. 31, 1968			
Pensions & F. I. C. A.		18,550.00	1968 CAPITAL OUTLAY				Taxes Receivable			
Employee Fringe Benefits		4,800.00	Beaches and Boardwalks				Tax Title Liens			
Other Statutory Expenditures			Parks and Playgrounds				Foreclosed Property			
TOTAL MUNICIPAL FUNCTIONS		353,384.00	Public Buildings and Grounds				Emergencies & Other Deferred Charges			
CAPITAL IMPROVEMENTS		6,500.00	Vehicular Equipment				State Aid Receivable			
DEBT SERVICE			Streets, Roads, Sidewalks, Storm Sewers				Other Receivables			
Principal Payments		18,000.00	Sewer System				Total			
Interest Payments		3,779.50	Water System				LIABILITIES			
Other Debt Administration			Other Utilities				Cash Liabilities			
DEFERRED CHARGES		4,000.00	Hospitals and Clinics				Reserves For Receivables			
SCHOOL, COUNTY, SPECIAL DISTRICT TAXES		489,506.12	Garbage and Trash Disposal Facilities				Surplus on Hand Dec. 31, 1968			
RESERVE FOR UNCOLLECTED TAXES		58,296.50	Health Equipment				Total			
TOTAL EXPENDITURES		933,466.12	Library and Education Facilities							
			Conservation and Recreation							
			Other Expenditures							

0509
Population 1960 1,393
Population 1968 1,610

Moody Rating
Land Area 3.00 Sq. Miles

Net Valuation Taxable 26,762,582
State Equalized Value 27,239,269
Net Valuation on Which County Taxes
are apportioned: 27,440,276
State Equalization Ratio .9825

SEA ISLE CITY
TAX RATE:
General Rate Per \$100. 2.55
Effective Tax Rate
General Rate 2.50
Municipal Functions 2.28

PER CAPITA:
Gross Debt 842.47
Net Debt 759.57
Debt Service 25.23
Total Tax Levy 425.65
Municipal Functions 386.29

PER CENT:
Gross Debt 5.28
Net Debt 4.76
Tax Levy Collected 94.61
Tax Levy Cancelled, Abated
or Adjusted .41

1968 EXPENDITURES		1968 REVENUES		1968 PROPERTY TAX	
GENERAL GOVERNMENT		1968 Property Taxes Collected 648,399.34		Local District School Taxes 148,649.84	
Governing Body & Public Boards		1968 Payments In Lieu of Taxes		Regional & Consolidated School Taxes	
Municipal Clerk	20,204.80	Delinquent Tax & Lien Collections	35,613.14	School Taxes in Municipal Budget	
Financial Administration	7,786.54	Business Personalty Replacement Taxes	7,233.00	County Taxes	145,748.00
Assessment of Taxes	13,097.49	Taxes from Public Utilities	51,265.81	County Library Taxes	3,043.99
Collection of Taxes	2,008.72	Other Miscellaneous Tax Revenues		Local Municipal Purpose Taxes	370,167.58
Planning, Housing & Development	521.11	State Aid Revenues	39,394.00	Veteran & Senior Citizen Taxes	15,980.00
Elections	51,820.27	Federal Aid Revenues		Total Taxes for Rate Computation	683,589.41
General Administration (other)	4,094.69	Sale of Acquired Property	66,005.00	Special District Taxes	
JUDICIARY		Other Miscellaneous Revenues	50,907.25	Bank Stock Taxes	848.33
Municipal Courts		Total 1968 Revenues	898,817.54	Added and Omitted Taxes	16,842.92
PUBLIC SAFETY		Prior Years Surplus Appropriated	100,000.00	Total Taxes Levied	685,300.66
Fire Protection	10,924.50	TOTAL REVENUES	998,817.54	1968 TAXES COLLECTED	648,399.34
Police Protection	104,152.44			1968 Taxes Cancelled, Abated or Adjusted	2,820.17
Civil Defense & Disaster Control	3,595.49			Transfer To Tax Title Liens	132.66
Environmental Inspection & Control	2,877.68			Balance Outstanding Dec. 31, 1968	31,888.15
Other Public Safety					
PUBLIC WORKS		1968 REAL PROPERTY VALUATIONS - ASSESSED			
Streets and Drainage	125,294.80	Code Class %			
Sewers and Sewage Processing		1 Vacant Land 10.22	2,686,400.00	PRIOR YEARS TAXES OUTSTANDING	
Garbage and Trash Disposal	26,822.37	2 Residential 77.48	20,367,400.00	Balance January 1, 1968	35,224.82
Public Buildings and Grounds		3 Farm		Collected in 1968	34,864.85
Other Public Works		4a Commercial 12.30	3,232,550.00	Cancelled, Abated or Adjusted (1968)	144.76
HEALTH and WELFARE		4b Industrial		Transfers to Tax Title Liens	
Health Services Except Environmental	900.75	4c Apartments		Balance December 31, 1968	215.21
Welfare-Public Assistance	332.22	Total Valuation 100.00	26,286,350.00		
Hospitals, Clinics, First Aid	1,000.00			TAX TITLE LIENS OUTSTANDING	
Animal, Insect, & Rodent Control	3,261.27			Balance January 1, 1968	1,655.98
Other Welfare Services				Transfers From Taxes	132.66
RECREATION and CONSERVATION				Redeemed in 1968	748.29
Beaches and Boardwalks	86,639.94			Cancelled, Abated or Adjusted (1968)	
Parks, Playgrounds, Shade Trees	7,242.39			Balance December 31, 1968	1,040.35
Land Reclamation & Conservation				PROPERTY ACQUIRED BY DEED OR FORECLOSURE	
Other Recreational Services				Balance January 1, 1968	114,637.25
EDUCATION (excluding schools)				Transfers From Liens	
Libraries	755.89			Sale for Cash (1968)	66,005.00
Other Educational Services				Cancelled, Abated or Adjusted (1968)	
STATUTORY EXPENDITURES				Balance December 31, 1968	48,632.25
Pensions & F. I. C. A.	18,132.30			CURRENT FINANCES DECEMBER 31, 1968	
Employee Fringe Benefits	7,465.26			ASSETS	
Other Statutory Expenditures				Cash on Hand Dec. 31, 1968	371,760.19
TOTAL MUNICIPAL FUNCTIONS	498,930.92			Taxes Receivable	32,103.36
CAPITAL IMPROVEMENTS	5,000.00			Tax Title Liens	1,040.35
DEBT SERVICE				Foreclosed Property	48,632.25
Principal Payments	20,000.00			Emergencies & Other Deferred Charges	29,422.89
Interest Payments	20,625.33			State Aid Receivable	29,000.00
Other Debt Administration				Other Receivables	600.00
DEFERRED CHARGES	10,410.00			Total	512,559.04
SCHOOL, COUNTY, SPECIAL DISTRICT TAXES	297,441.83			LIABILITIES	
RESERVE FOR UNCOLLECTED TAXES	66,966.57			Cash Liabilities	206,466.16
TOTAL EXPENDITURES	919,374.65			Reserves For Receivables	82,375.96
				Surplus on Hand Dec. 31, 1968	223,716.92
				Total	512,559.04

1526		SEASIDE HEIGHTS BORO				PER CAPITA:		PER CENT:	
Population 1960	954	Net Valuation Taxable	22,382,040	TAX RATE:		Gross Debt	1,213.54	Gross Debt	4.57
Population 1968	1,000	State Equalized Value	28,894,965	General Rate Per \$100.		Net Debt	519.00	Net Debt	1.95
		Net Valuation on Which County Taxes		Effective Tax Rate		Debt Service	60.34	Tax Levy Collected	94.28
Moody Rating		are apportioned:	27,445,403	General Rate		Total Tax Levy	482.25	Tax Levy Cancelled, Abated	
Land Area	.25 Sq. Miles	State Equalization Ratio	.7746	Municipal Functions		Municipal Functions	851.37	or Adjusted	.01
1968 EXPENDITURES		1968 REVENUES			1968 PROPERTY TAX				
GENERAL GOVERNMENT		1968 Property Taxes Collected			454,693.63				
Governing Body & Public Boards		1968 Payments in Lieu of Taxes			25,017.81				
Municipal Clerk		Delinquent Tax & Lien Collections			16,096.00				
Financial Administration		Business Personalty Replacement Taxes			26,041.96				
Assessment of Taxes		Taxes from Public Utilities			5,391.12				
Collection of Taxes		Other Miscellaneous Tax Revenues			622,917.11				
Planning, Housing & Development		State Aid Revenues			1,150,157.63				
Elections		Federal Aid Revenues			9,808.13				
General Administration (other)		Sale of Acquired Property			1,159,965.76				
JUDICIARY		Other Miscellaneous Revenues			1,159,965.76				
Municipal Courts		Total 1968 Revenues			1,159,965.76				
PUBLIC SAFETY		Prior Years Surplus Appropriated			1,159,965.76				
Fire Protection		TOTAL REVENUES			1,159,965.76				
Police Protection									
Civil Defense & Disaster Control									
Environmental Inspection & Control									
Other Public Safety									
PUBLIC WORKS									
Streets and Drainage									
Sewers and Sewage Processing									
Garbage and Trash Disposal									
Public Buildings and Grounds									
Other Public Works									
HEALTH and WELFARE									
Health Services Except Environmental									
Welfare-Public Assistance									
Hospitals, Clinics, First Aid									
Animal, Insect, & Rodent Control									
Other Welfare Services									
RECREATION and CONSERVATION									
Beaches and Boardwalks									
Parks, Playgrounds, Shade Trees									
Land Reclamation & Conservation									
Other Recreational Services									
EDUCATION (excluding schools)									
Libraries									
Other Educational Services									
STATUTORY EXPENDITURES									
Pensions & F. I. C. A.									
Employee Fringe Benefits									
Other Statutory Expenditures									
TOTAL MUNICIPAL FUNCTIONS									
CAPITAL IMPROVEMENTS									
DEBT SERVICE									
Principal Payments									
Interest Payments									
Other Debt Administration									
DEFERRED CHARGES									
SCHOOL, COUNTY, SPECIAL DISTRICT TAXES									
RESERVE FOR UNCOLLECTED TAXES									
TOTAL EXPENDITURES									

1527		SEASIDE PARK BORO				PER CAPITA:		PER CENT:	
Population 1960	1,054	Net Valuation Taxable	27,688,466	TAX RATE:		Gross Debt	1,068.57	Gross Debt	4.43
Population 1968	1,130	State Equalized Value	28,337,392	General Rate Per \$100.	2.26	Net Debt	517.55	Net Debt	2.14
		Net Valuation on Which County Taxes		Effective Tax Rate		Debt Service	16.79	Tax Levy Collected	94.42
Moody Rating		are apportioned:	28,764,552	General Rate	2.20	Total Tax Levy	543.73	Tax Levy Cancelled, Abated	
Land Area	6.6 Sq. Miles	State Equalization Ratio	.9771	Municipal Functions	2.12	Municipal Functions	532.99	or Adjusted	
1968 EXPENDITURES		1968 REVENUES				1968 PROPERTY TAX			
GENERAL GOVERNMENT		1968 Property Taxes Collected				580,143.57			
Governing Body & Public Boards		1968 Payments in Lieu of Taxes				Local District School Taxes			
Municipal Clerk		Delinquent Tax & Lien Collections				91,335.00			
Financial Administration		Business Personalty Replacement Taxes				Regional & Consolidated School Taxes			
Assessment of Taxes		Taxes from Public Utilities				103,387.80			
Collection of Taxes		Other Miscellaneous Tax Revenues				School Taxes in Municipal Budget			
Planning, Housing & Development		State Aid Revenues				County Taxes			
Elections		Federal Aid Revenues				147,799.84			
General Administration (other)		Sale of Acquired Property				County Library Taxes			
JUDICIARY		Other Miscellaneous Revenues				6,041.28			
Municipal Courts		Total 1968 Revenues				Local Municipal Purpose Taxes			
PUBLIC SAFETY		Prior Years Surplus Appropriated				259,800.00			
Fire Protection		TOTAL REVENUES				Veteran & Senior Citizen Taxes			
Police Protection		1968 REAL PROPERTY VALUATIONS - ASSESSED				15,630.00			
Civil Defense & Disaster Control		Code Class %				Total Taxes for Rate Computation			
Environmental Inspection & Control		1 Vacant Land 4.39				623,993.92			
Other Public Safety		2 Residential 81.26				Special District Taxes			
PUBLIC WORKS		3 Farm 11.19				Bank Stock Taxes			
Streets and Drainage		4a Commercial 3.16				Added and Omitted Taxes			
Sewers and Sewage Processing		Total Valuation 100.00				6,051.13			
Garbage and Trash Disposal		CAPITAL DEBT AUTHORIZED, DECEMBER 31, 1968				Total Taxes Levied			
Public Buildings and Grounds		ISSUED AND UNISSUED GROSS DEBT NET DEBT				614,415.05			
Other Public Works		School 622,652.57 159,000.00 425,834.81 1,207,487.38				1968 TAXES COLLECTED			
HEALTH and WELFARE		Self-liquidating 425,834.81 584,834.81				580,143.57			
Health Services Except Environmental		Other 1,207,487.38 584,834.81				1968 Taxes Cancelled, Abated or Adjusted			
Welfare-Public Assistance		ISSUED AND OUTSTANDING				Transfer To Tax Title Liens			
Hospitals, Clinics, First Aid		School 275,552.57 159,000.00 248,000.00 682,552.57				Balance Outstanding Dec. 31, 1968			
Animal, Insect, & Rodent Control		Self-liquidating 159,000.00 584,834.81				PRIOR YEARS TAXES OUTSTANDING			
Other Welfare Services		Other 248,000.00 682,552.57				Balance January 1, 1968			
RECREATION and CONSERVATION		EQUALIZED VALUATION BASIS				31,679.74			
Beaches and Boardwalks		1968 CAPITAL OUTLAY				Collected in 1968			
Parks, Playgrounds, Shade Trees		Beaches and Boardwalks				Cancelled, Abated or Adjusted (1968)			
Land Reclamation & Conservation		Parks and Playgrounds				Transfers to Tax Title Liens			
Other Recreational Services		Public Buildings and Grounds				Balance December 31, 1968			
EDUCATION (excluding schools)		Vehicular Equipment				6,351.06			
Libraries		Streets, Roads, Sidewalks, Storm Sewers				TAX TITLE LIENS OUTSTANDING			
Other Educational Services		Sewer System				Balance January 1, 1968			
STATUTORY EXPENDITURES		Water System				Transfers From Taxes			
Pensions & F. I. C. A.		Other Utilities				Redeemed in 1968			
Employee Fringe Benefits		Hospitals and Clinics				Cancelled, Abated or Adjusted (1968)			
Other Statutory Expenditures		Garbage and Trash Disposal Facilities				Balance December 31, 1968			
TOTAL MUNICIPAL FUNCTIONS		Health Equipment				PROPERTY ACQUIRED BY DEED OR FORECLOSURE			
CAPITAL IMPROVEMENTS		Library and Education Facilities				Balance January 1, 1968			
DEBT SERVICE		Conservation and Recreation				Transfers From Liens			
Principal Payments		Other Expenditures				Sale for Cash (1968)			
Interest Payments						Cancelled, Abated or Adjusted (1968)			
Other Debt Administration						Balance December 31, 1968			
DEFERRED CHARGES						CURRENT FINANCES DECEMBER 31, 1968			
SCHOOL, COUNTY, SPECIAL DISTRICT TAXES						ASSETS			
RESERVE FOR UNCOLLECTED TAXES						Cash on Hand Dec. 31, 1968			
TOTAL EXPENDITURES						Taxes Receivable			
						40,622.54			
						Tax Title Liens			
						Foreclosed Property			
						Emergencies & Other Deferred Charges			
						State Aid Receivable			
						Other Receivables			
						Total			
						458,971.16			
						LIABILITIES			
						Cash Liabilities			
						Reserves For Receivables			
						Surplus on Hand Dec. 31, 1968			
						Total			
						458,971.16			

0909
Population 1960 12,154
Population 1968 13,680

Moody Rating BAA
Land Area 6.10 Sq. Miles

Net Valuation Taxable 139,583,452
State Equalized Value 180,573,676
Net Valuation on Which County Taxes
are apportioned: 172,486,095
State Equalization Ratio .7730

SECAUCUS TOWN
TAX RATE:
General Rate Per \$100. 3.77
Effective Tax Rate
General Rate 2.91
Municipal Functions 1.35

PER CAPITA:
Gross Debt 632.77
Net Debt 217.55
Debt Service 25.08
Total Tax Levy 380.11
Municipal Functions 178.50

PER CENT:
Gross Debt 5.03
Net Debt 1.73
Tax Levy Collected 88.20
Tax Levy Cancelled, Abated
or Adjusted 1.78

1968 EXPENDITURES		1968 REVENUES		1968 PROPERTY TAX	
GENERAL GOVERNMENT		1968 Property Taxes Collected		Local District School Taxes	
Governing Body & Public Boards		1968 Payments in Lieu of Taxes		Regional & Consolidated School Taxes	
Municipal Clerk	8,825.00	Delinquent Tax & Lien Collections		School Taxes in Municipal Budget	
Financial Administration	11,100.00	Business Personalty Replacement Taxes		County Taxes	
Assessment of Taxes	22,148.00	Taxes from Public Utilities		County Library Taxes	
Collection of Taxes	2,220.00	Other Miscellaneous Tax Revenues		Local Municipal Purpose Taxes	
Planning, Housing & Development	1,565.00	State Aid Revenues		Veteran & Senior Citizen Taxes	
Elections	108,707.22	Federal Aid Revenues		Total Taxes for Rate Computation	
General Administration (other)		Sale of Acquired Property		Special District Taxes	
JUDICIARY	11,295.00	Other Miscellaneous Revenues		Bank Stock Taxes	
Municipal Courts		Total 1968 Revenues		Added and Omitted Taxes	
PUBLIC SAFETY	66,250.00	Prior Years Surplus Appropriated		Total Taxes Levied	
Fire Protection	332,403.39	TOTAL REVENUES		1968 TAXES COLLECTED	
Police Protection	1,500.00	1968 REAL PROPERTY VALUATIONS - ASSESSED		1968 Taxes Cancelled, Abated or Adjusted	
Civil Defense & Disaster Control	4,635.00	Code Class %		Transfer To Tax Title Liens	
Environmental Inspection & Control		1 Vacant Land 21.72		Balance Outstanding Dec. 31, 1968	
Other Public Safety		2 Residential 39.98		PRIOR YEARS TAXES OUTSTANDING	
PUBLIC WORKS	158,319.45	3 Farm		Balance January 1, 1968	
Streets and Drainage	70,088.16	4a Commercial 25.54		Collected in 1968	
Sewers and Sewage Processing	77,376.31	4b Industrial 11.82		Cancelled, Abated or Adjusted (1968)	
Garbage and Trash Disposal	34,443.33	4c Apartments .94		Transfers to Tax Title Liens	
Public Buildings and Grounds		Total Valuation 100.00		Balance December 31, 1968	
Other Public Works		CAPITAL DEBT AUTHORIZED, DECEMBER 31, 1968		TAX TITLE LIENS OUTSTANDING	
HEALTH and WELFARE	12,202.75	ISSUED AND UNISSUED		Balance January 1, 1968	
Health Services Except Environmental	10,825.00	GROSS DEBT 5,435,000.00		Transfers From Taxes	
Welfare-Public Assistance		NET DEBT		Redeemed in 1968	
Hospitals, Clinics, First Aid	100.00	School		Cancelled, Abated or Adjusted (1968)	
Animal, Insect, & Rodent Control		Self-liquidating		Balance December 31, 1968	
Other Welfare Services		Other		PROPERTY ACQUIRED BY DEED OR FORECLOSURE	
RECREATION and CONSERVATION	20,242.00	Total		Balance January 1, 1968	
Beaches and Boardwalks		ISSUED AND OUTSTANDING		Transfers From Liens	
Parks, Playgrounds, Shade Trees	2,900.00	School		Sale for Cash (1968)	
Land Reclamation & Conservation		Self-liquidating		Cancelled, Abated or Adjusted (1968)	
Other Recreational Services	34,885.05	Other		Balance December 31, 1968	
EDUCATION (excluding schools)		Total		CURRENT FINANCES DECEMBER 31, 1968	
Libraries		EQUALIZED VALUATION BASIS		ASSETS	
Other Educational Services	81,010.99	171,942,276.00		Cash on Hand Dec. 31, 1968	
STATUTORY EXPENDITURES	16,000.00	1968 CAPITAL OUTLAY		Taxes Receivable	
Pensions & F. I. C. A.		Beaches and Boardwalks		Tax Title Liens	
Employee Fringe Benefits		Parks and Playgrounds		Foreclosed Property	
Other Statutory Expenditures		Public Buildings and Grounds		Emergencies & Other Deferred Charges	
TOTAL MUNICIPAL FUNCTIONS	1,089,041.65	Vehicular Equipment		State Aid Receivable	
CAPITAL IMPROVEMENTS	1,500.00	Streets, Roads, Sidewalks, Storm Sewers		Other Receivables	
DEBT SERVICE	207,500.00	Sewer System		Total	
Principal Payments	135,355.25	Water System		LIABILITIES	
Interest Payments	255.74	Other Utilities		Cash Liabilities	
Other Debt Administration	194,264.15	Hospitals and Clinics		Reserves For Receivables	
DEFERRED CHARGES	3,557,168.84	Garbage and Trash Disposal Facilities		Surplus on Hand Dec. 31, 1968	
SCHOOL, COUNTY, SPECIAL DISTRICT TAXES	813,967.53	Health Equipment		Total	
RESERVE FOR UNCOLLECTED TAXES		Library and Education Facilities			
TOTAL EXPENDITURES	5,999,053.16	Conservation and Recreation			
		Other Expenditures			

0332		SHAMONG TWP				PER CAPITA:		PER CENT:		
Population 1960	774	Net Valuation Taxable	4,980,118	TAX RATE:		Gross Debt	361.79	Gross Debt	5.50	
Population 1968	970	State Equalized Value	7,275,555	General Rate Per \$100.		Net Debt		Net Debt		
		Net Valuation on Which County Taxes		Effective Tax Rate		Debt Service		Tax Levy Collected	80.15	
Moody Rating		are apportioned:	7,628,354	General Rate		Total Tax Levy	191.02	Tax Levy Cancelled, Abated		
Land Area 46.61 Sq. Miles		State Equalization Ratio	.6845	Municipal Functions		Municipal Functions	91.02	or Adjusted	.14	
1968 EXPENDITURES		1968 REVENUES				1968 PROPERTY TAX				
GENERAL GOVERNMENT		1968 Property Taxes Collected				Local District School Taxes				
Governing Body & Public Boards		1968 Payments in Lieu of Taxes				Regional & Consolidated School Taxes				
Municipal Clerk		Delinquent Tax & Lien Collections				School Taxes in Municipal Budget				
Financial Administration		2,190.40	Business Personalty Replacement Taxes		37,686.15	County Taxes				
Assessment of Taxes		4,065.23	Taxes from Public Utilities		4,051.00	County Library Taxes				
Collection of Taxes		1,103.27	Other Miscellaneous Tax Revenues		16,066.76	Local Municipal Purpose Taxes				
Planning, Housing & Development		587.50	State Aid Revenues		11,228.50	Veteran & Senior Citizen Taxes				
Elections			Federal Aid Revenues			Total Taxes for Rate Computation				
General Administration (other)		4,382.51	Sale of Acquired Property			Special District Taxes				
JUDICIARY			Other Miscellaneous Revenues		9,471.53	Bank Stock Taxes				
Municipal Courts		1,260.19	Total 1968 Revenues		227,032.41	Added and Omitted Taxes				
PUBLIC SAFETY			Prior Years Surplus Appropriated		40,000.00	Total Taxes Levied				
Fire Protection		1,500.00	TOTAL REVENUES		267,032.41	1968 TAXES COLLECTED				
Police Protection		120.00					1968 Taxes Cancelled, Abated or Adjusted			
Civil Defense & Disaster Control		250.00					Transfer To Tax Title Liens			
Environmental Inspection & Control		418.40	1968 REAL PROPERTY VALUATIONS - ASSESSED				Balance Outstanding Dec. 31, 1968			
Other Public Safety			Code Class %							
PUBLIC WORKS			1 Vacant Land 13.04				619,235.00			
Streets and Drainage		9,231.67	2 Residential 47.27				2,243,775.00			
Sewers and Sewage Processing			3 Farm 30.84				1,464,200.00			
Garbage and Trash Disposal		1,800.00	4a Commercial 8.84				419,800.00			
Public Buildings and Grounds			4b Industrial							
Other Public Works			4c Apartments							
HEALTH and WELFARE			Total Valuation 99.99				4,747,410.00			
Health Services Except Environmental		212.26	CAPITAL DEBT AUTHORIZED, DECEMBER 31, 1968				TAX TITLE LIENS OUTSTANDING			
Welfare-Public Assistance		531.47	ISSUED AND UNISSUED				Balance January 1, 1968			
Hospitals, Clinics, First Aid			School				Transfers From Taxes			
Animal, Insect, & Rodent Control		2,380.77	Self-liquidating				Redeemed in 1968			
Other Welfare Services			Other				Cancelled, Abated or Adjusted (1968)			
RECREATION and CONSERVATION			Total 350,945.55				Balance December 31, 1968			
Beaches and Boardwalks			ISSUED AND OUTSTANDING				PROPERTY ACQUIRED BY DEED OR FORECLOSURE			
Parks, Playgrounds, Shade Trees			School				Balance January 1, 1968			
Land Reclamation & Conservation			Self-liquidating				Transfers From Liens			
Other Recreational Services			Other				Sale for Cash (1968)			
EDUCATION (excluding schools)			Total 231,072.32				Cancelled, Abated or Adjusted (1968)			
Libraries			EQUALIZED VALUATION BASIS				Balance December 31, 1968			
Other Educational Services			1968 CAPITAL OUTLAY				CURRENT FINANCES DECEMBER 31, 1968			
STATUTORY EXPENDITURES			Beaches and Boardwalks				ASSETS			
Pensions & F. I. C. A.		207.12	Parks and Playgrounds				Cash on Hand Dec. 31, 1968			
Employee Fringe Benefits			Public Buildings and Grounds				Taxes Receivable			
Other Statutory Expenditures			Vehicular Equipment				Tax Title Liens			
TOTAL MUNICIPAL FUNCTIONS		30,240.79	Streets, Roads, Sidewalks, Storm Sewers				Foreclosed Property			
CAPITAL IMPROVEMENTS		6,000.00	Sewer System				Emergencies & Other Deferred Charges			
DEBT SERVICE			Water System				State Aid Receivable			
Principal Payments			Other Utilities				Other Receivables			
Interest Payments			Hospitals and Clinics				Total 202,284.09			
Other Debt Administration			Garbage and Trash Disposal Facilities				LIABILITIES			
DEFERRED CHARGES		149.00	Health Equipment				Cash Liabilities			
SCHOOL, COUNTY, SPECIAL DISTRICT TAXES		181,571.40	Library and Education Facilities				Reserves For Receivables			
RESERVE FOR UNCOLLECTED TAXES		51,900.00	Conservation and Recreation				Surplus on Hand Dec. 31, 1968			
TOTAL EXPENDITURES		269,861.19	Other Expenditures				Total 202,284.09			

0611		SHILOH BORO				PER CAPITA:		PER CENT:			
Population 1960	554	Net Valuation Taxable	802,381	TAX RATE:		Gross Debt		Gross Debt			
Population 1968	610	State Equalized Value	2,174,474	General Rate Per \$100.	8.35	Net Debt		Net Debt			
		Net Valuation on Which County Taxes		Effective Tax Rate		Debt Service		Tax Levy Collected	97.05		
Moody Rating		are apportioned:	2,146,363	General Rate	3.08	Total Tax Levy	104.62	Tax Levy Cancelled, Abated			
Land Area	1.30 Sq. Miles	State Equalization Ratio	.3690	Municipal Functions	.73	Municipal Functions	26.08	or Adjusted			
1968 EXPENDITURES		1968 REVENUES			1968 PROPERTY TAX						
GENERAL GOVERNMENT		1968 Property Taxes Collected			61,937.21	Local District School Taxes				45,377.63	
Governing Body & Public Boards		1968 Payments in Lieu of Taxes				Regional & Consolidated School Taxes					
Municipal Clerk		Delinquent Tax & Lien Collections			3,607.40	School Taxes in Municipal Budget					
Financial Administration		855.00	Business Personalty Replacement Taxes			2,153.00	County Taxes				18,441.75
Assessment of Taxes		425.00	Taxes from Public Utilities			4,536.37	County Library Taxes				
Collection of Taxes		480.00	Other Miscellaneous Tax Revenues				Local Municipal Purpose Taxes				
Planning, Housing & Development		62.00	State Aid Revenues			464.00	Veteran & Senior Citizen Taxes				3,130.00
Elections			Federal Aid Revenues				Total Taxes for Rate Computation				66,949.38
General Administration (other)		1,770.00	Sale of Acquired Property				Special District Taxes				
JUDICIARY			Other Miscellaneous Revenues			888.61	Bank Stock Taxes				
Municipal Courts			Total 1968 Revenues			73,586.59	Added and Omitted Taxes				
PUBLIC SAFETY			Prior Years Surplus Appropriated			9,888.61	Total Taxes Levied				63,819.38
Fire Protection		1,938.00	TOTAL REVENUES			83,475.20	1968 TAXES COLLECTED				61,937.21
Police Protection		80.00	1968 REAL PROPERTY VALUATIONS - ASSESSED				1968 Taxes Cancelled, Abated or Adjusted				
Civil Defense & Disaster Control		50.00	Code Class %				Transfer To Tax Title Liens				
Environmental Inspection & Control		114.00	1 Vacant Land .87			6,800.00	Balance Outstanding Dec. 31, 1968				2,078.21
Other Public Safety			2 Residential 65.64			513,730.00	PRIOR YEARS TAXES OUTSTANDING				
PUBLIC WORKS			3 Farm 26.75			209,380.00	Balance January 1, 1968				3,611.23
Streets and Drainage		2,405.00	4a Commercial 6.73			52,700.00	Collected in 1968				3,607.40
Sewers and Sewage Processing			4b Industrial				Cancelled, Abated or Adjusted (1968)				.83
Garbage and Trash Disposal		710.00	4c Apartments				Transfers to Tax Title Liens				
Public Buildings and Grounds		465.00	Total Valuation 99.99			782,610.00	Balance December 31, 1968				3.00
Other Public Works			CAPITAL DEBT AUTHORIZED, DECEMBER 31, 1968				TAX TITLE LIENS OUTSTANDING				
HEALTH and WELFARE			ISSUED AND UNISSUED				Balance January 1, 1968				
Health Services Except Environmental		400.00	School				Transfers From Taxes				
Welfare-Public Assistance		101.00	Self-liquidating				Redeemed in 1968				
Hospitals, Clinics, First Aid			Other				Cancelled, Abated or Adjusted (1968)				
Animal, Insect, & Rodent Control			Total				Balance December 31, 1968				
Other Welfare Services			ISSUED AND OUTSTANDING				PROPERTY ACQUIRED BY DEED OR FORECLOSURE				
RECREATION and CONSERVATION			School				Balance January 1, 1968				
Beaches and Boardwalks			Self-liquidating				Transfers From Liens				
Parks, Playgrounds, Shade Trees			Other				Sale for Cash (1968)				
Land Reclamation & Conservation			Total				Cancelled, Abated or Adjusted (1968)				
Other Recreational Services			EQUALIZED VALUATION BASIS			2,084,257.67	Balance December 31, 1968				
EDUCATION (excluding schools)			1968 CAPITAL OUTLAY				CURRENT FINANCES DECEMBER 31, 1968				
Libraries			Beaches and Boardwalks				ASSETS				
Other Educational Services			Parks and Playgrounds				Cash on Hand Dec. 31, 1968				15,170.28
STATUTORY EXPENDITURES			Public Buildings and Grounds				Taxes Receivable				2,081.21
Pensions & F. I. C. A.		50.00	Vehicular Equipment				Tax Title Liens				
Employee Fringe Benefits			Streets, Roads, Sidewalks, Storm Sewers				Foreclosed Property				
Other Statutory Expenditures			Sewer System				Emergencies & Other Deferred Charges				1,315.61
TOTAL MUNICIPAL FUNCTIONS		9,905.00	Water System				State Aid Receivable				2,580.00
CAPITAL IMPROVEMENTS			Other Utilities				Other Receivables				117.71
DEBT SERVICE			Hospitals and Clinics				Total				21,264.81
Principal Payments			Garbage and Trash Disposal Facilities				LIABILITIES				
Interest Payments			Health Equipment				Cash Liabilities				6,111.67
Other Debt Administration		301.12	Library and Education Facilities				Reserves For Receivables				2,198.92
DEFERRED CHARGES			Conservation and Recreation				Surplus on Hand Dec. 31, 1968				12,954.22
SCHOOL, COUNTY, SPECIAL DISTRICT TAXES		63,819.38	Other Expenditures				Total				21,264.81
RESERVE FOR UNCOLLECTED TAXES		5,706.21									
TOTAL EXPENDITURES		79,731.71									

1528		SHIP BOTTOM BORO			PER CAPITA:		PER CENT:	
Population 1960	717	Net Valuation Taxable	22,361,016	TAX RATE:	Gross Debt	1,287.14	Gross Debt	4.68
Population 1968	820	State Equalized Value	26,070,905	General Rate Per \$100.	Net Debt	759.08	Net Debt	2.76
		Net Valuation on Which County Taxes		Effective Tax Rate	Debt Service	48.35	Tax Levy Collected	95.03
Moody Rating		are apportioned:	23,831,623	General Rate	Total Tax Levy	681.37	Tax Levy Cancelled, Abated	
Land Area	.71 Sq. Miles	State Equalization Ratio	.8577	Municipal Functions	Municipal Functions	611.74	or Adjusted	
1968 EXPENDITURES		1968 REVENUES		1968 PROPERTY TAX				
GENERAL GOVERNMENT		1968 Property Taxes Collected		530,972.42	Local District School Taxes		71,045.96	
Governing Body & Public Boards		1968 Payments in Lieu of Taxes			Regional & Consolidated School Taxes		95,383.73	
Municipal Clerk		Delinquent Tax & Lien Collections		28,678.90	School Taxes in Municipal Budget			
Financial Administration	3,450.00	Business Personalty Replacement Taxes		12,161.00	County Taxes		122,473.40	
Assessment of Taxes	7,200.00	Taxes from Public Utilities		41,951.93	County Library Taxes		5,006.04	
Collection of Taxes	7,205.00	Other Miscellaneous Tax Revenues			Local Municipal Purpose Taxes		256,168.26	
Planning, Housing & Development	1,000.00	State Aid Revenues		14,339.00	Veteran & Senior Citizen Taxes		13,130.00	
Elections		Federal Aid Revenues			Total Taxes for Rate Computation		563,207.39	
General Administration (other)	37,965.00	Sale of Acquired Property		9,137.00	Special District Taxes			
JUDICIARY		Other Miscellaneous Revenues		71,890.92	Bank Stock Taxes		1,631.74	
Municipal Courts	4,021.00	Total 1968 Revenues		709,131.17	Added and Omitted Taxes		7,021.03	
PUBLIC SAFETY		Prior Years Surplus Appropriated		93,000.00	Total Taxes Levied		558,730.16	
Fire Protection	10,400.00	TOTAL REVENUES		802,131.17	1968 TAXES COLLECTED		530,972.42	
Police Protection	68,200.00	1968 REAL PROPERTY VALUATIONS - ASSESSED			1968 Taxes Cancelled, Abated or Adjusted			
Civil Defense & Disaster Control	550.00	Code Class %			Transfer To Tax Title Liens			
Environmental Inspection & Control	2,525.00	1 Vacant Land 5.95		1,300,790.00	Balance Outstanding Dec. 31, 1968		27,757.74	
Other Public Safety	2,234.00	2 Residential 70.93		15,483,275.00	PRIOR YEARS TAXES OUTSTANDING			
PUBLIC WORKS		3 Farm			Balance January 1, 1968		33,908.96	
Streets and Drainage	83,685.00	4a Commercial 18.71		4,085,110.00	Collected in 1968		28,678.90	
Sewers and Sewage Processing		4b Industrial			Cancelled, Abated or Adjusted (1968)			
Garbage and Trash Disposal	26,774.00	4c Apartments 4.40		961,150.00	Transfers to Tax Title Liens			
Public Buildings and Grounds	12,300.00	Total Valuation 100.00		21,830,325.00	Balance December 31, 1968		5,230.06	
Other Public Works		CAPITAL DEBT AUTHORIZED, DECEMBER 31, 1968			TAX TITLE LIENS OUTSTANDING			
HEALTH and WELFARE		ISSUED AND UNISSUED			Balance January 1, 1968		4,000.97	
Health Services Except Environmental	350.00	School		309,762.76	Transfers From Taxes			
Welfare-Public Assistance	2,700.00	Self-liquidating		117,000.00	Redeemed in 1968			
Hospitals, Clinics, First Aid		Other		628,700.00	Cancelled, Abated or Adjusted (1968)			
Animal, Insect, & Rodent Control	3,510.00	Total		1,055,462.76	Balance December 31, 1968		4,000.97	
Other Welfare Services		ISSUED AND OUTSTANDING			PROPERTY ACQUIRED BY DEED OR FORECLOSURE			
RECREATION and CONSERVATION		School		309,762.76	Balance January 1, 1968		54,770.00	
Beaches and Boardwalks	51,350.00	Self-liquidating		70,000.00	Transfers From Liens			
Parks, Playgrounds, Shade Trees		Other		532,500.00	Sale for Cash (1968)		21,250.00	
Land Reclamation & Conservation		Total		912,262.76	Cancelled, Abated or Adjusted (1968)			
Other Recreational Services	4,416.00	EQUALIZED VALUATION BASIS		22,548,257.33	Balance December 31, 1968		33,520.00	
EDUCATION (excluding schools)		1968 CAPITAL OUTLAY		338,700.57	CURRENT FINANCES DECEMBER 31, 1968			
Libraries	200.00	Beaches and Boardwalks			ASSETS			
Other Educational Services		Parks and Playgrounds		160,053.00	Cash on Hand Dec. 31, 1968		266,253.79	
STATUTORY EXPENDITURES		Public Buildings and Grounds			Taxes Receivable		32,987.80	
Pensions & F. I. C. A.	12,256.00	Vehicular Equipment		70,972.80	Tax Title Liens		4,000.97	
Employee Fringe Benefits	14,973.00	Streets, Roads, Sidewalks, Storm Sewers			Foreclosed Property		33,520.00	
Other Statutory Expenditures		Sewer System			Emergencies & Other Deferred Charges		26,928.85	
TOTAL MUNICIPAL FUNCTIONS	357,264.00	Water System		107,674.77	State Aid Receivable		24,952.00	
CAPITAL IMPROVEMENTS	11,000.00	Other Utilities			Other Receivables		10,081.20	
DEBT SERVICE		Hospitals and Clinics			Total		398,724.61	
Principal Payments	22,000.00	Garbage and Trash Disposal Facilities			LIABILITIES			
Interest Payments	17,650.00	Health Equipment			Cash Liabilities		169,756.31	
Other Debt Administration		Library and Education Facilities			Reserves For Receivables		80,589.97	
DEFERRED CHARGES	44,040.12	Conservation and Recreation			Surplus on Hand Dec. 31, 1968		148,378.33	
SCHOOL, COUNTY, SPECIAL DISTRICT TAXES	293,909.13	Other Expenditures			Total		398,724.61	
RESERVE FOR UNCOLLECTED TAXES	49,679.88							
TOTAL EXPENDITURES	795,543.13							

1345		SHREWSBURY BORO.		PER CAPITA:	PER CENT:
Population 1960	3,222	Net Valuation Taxable	29,614,804	Gross Debt	74.86
Population 1968	3,670	State Equalized Value	32,854,231	Net Debt	13.55
		Net Valuation on Which County Taxes are apportioned:	31,886,368	Debt Service	
Moody Rating		State Equalization Ratio	.9014	Total Tax Levy	271.19
Land Area	2.30 Sq. Miles			Municipal Functions	103.83
					or Adjusted
1968 EXPENDITURES		1968 REVENUES		1968 PROPERTY TAX	
GENERAL GOVERNMENT		1968 Property Taxes Collected		Local District School Taxes	
Governing Body & Public Boards		1968 Payments in Lieu of Taxes		Regional & Consolidated School Taxes	
Municipal Clerk		Delinquent Tax & Lien Collections		School Taxes in Municipal Budget	
Financial Administration	2,200.00	Business Personalty Replacement Taxes	38,428.08	County Taxes	186,963.85
Assessment of Taxes	4,175.00	Taxes from Public Utilities	42,185.00	County Library Taxes	6,736.05
Collection of Taxes	7,300.00	Other Miscellaneous Tax Revenues	45,642.26	Local Municipal Purpose Taxes	201,850.27
Planning, Housing & Development	1,650.00	State Aid Revenues	2,300.00	Veteran & Senior Citizen Taxes	24,700.00
Elections		Federal Aid Revenues		Total Taxes for Rate Computation	1,016,420.17
General Administration (other)	39,130.00	Sale of Acquired Property		Special District Taxes	
JUDICIARY		Other Miscellaneous Revenues	19,304.53	Bank Stock Taxes	1,101.01
Municipal Courts	6,950.00	Total 1968 Revenues	1,098,418.45	Added and Omitted Taxes	2,473.87
PUBLIC SAFETY		Prior Years Surplus Appropriated	50,000.00	Total Taxes Levied	995,295.05
Fire Protection	18,550.00	TOTAL REVENUES	1,148,418.45	1968 TAXES COLLECTED	950,558.58
Police Protection	94,256.00	1968 REAL PROPERTY VALUATIONS - ASSESSED		1968 Taxes Cancelled, Abated or Adjusted	
Civil Defense & Disaster Control	1,000.00	Code Class %		Transfer To Tax Title Liens	
Environmental Inspection & Control	650.00	1 Vacant Land 4.13		Balance Outstanding Dec. 31, 1968	
Other Public Safety	3,100.00	2 Residential 72.68		PRIOR YEARS TAXES OUTSTANDING	
PUBLIC WORKS		3 Farm .05		Balance January 1, 1968	
Streets and Drainage	42,899.00	4a Commercial 23.14		Collected in 1968	
Sewers and Sewage Processing		4b Industrial		Cancelled, Abated or Adjusted (1968)	
Garbage and Trash Disposal	25,861.00	4c Apartments		Transfers to Tax Title Liens	
Public Buildings and Grounds		Total Valuation 100.00		Balance December 31, 1968	
Other Public Works		CAPITAL DEBT AUTHORIZED, DECEMBER 31, 1968		TAX TITLE LIENS OUTSTANDING	
HEALTH and WELFARE		ISSUED AND UNISSUED GROSS DEBT NET DEBT		Balance January 1, 1968	
Health Services Except Environmental	5,740.00	School 225,000.00		Transfers From Taxes	
Welfare-Public Assistance	250.00	Self-liquidating 49,750.00		Redeemed in 1968	
Hospitals, Clinics, First Aid		Other 274,750.00		Cancelled, Abated or Adjusted (1968)	
Animal, Insect, & Rodent Control		Total		Balance December 31, 1968	
Other Welfare Services		ISSUED AND OUTSTANDING		PROPERTY ACQUIRED BY DEED OR FORECLOSURE	
RECREATION and CONSERVATION		School 225,000.00		Balance January 1, 1968	
Beaches and Boardwalks	7,960.00	Self-liquidating		Transfers From Liens	
Parks, Playgrounds, Shade Trees		Other		Sale for Cash (1968)	
Land Reclamation & Conservation		Total		Cancelled, Abated or Adjusted (1968)	
Other Recreational Services		EQUALIZED VALUATION BASIS		Balance December 31, 1968	
EDUCATION (excluding schools)		17,749.00		CURRENT FINANCES DECEMBER 31, 1968	
Libraries	7,607.00	1968 CAPITAL OUTLAY		ASSETS	
Other Educational Services		Beaches and Boardwalks		Cash on Hand Dec. 31, 1968	
STATUTORY EXPENDITURES		Parks and Playgrounds		Taxes Receivable	
Pensions & F. I. C. A.	17,749.00	Public Buildings and Grounds		Tax Title Liens	
Employee Fringe Benefits	8,650.00	Vehicular Equipment		Foreclosed Property	
Other Statutory Expenditures		Streets, Roads, Sidewalks, Storm Sewers		Emergencies & Other Deferred Charges	
TOTAL MUNICIPAL FUNCTIONS	295,677.00	Sewer System		State Aid Receivable	
CAPITAL IMPROVEMENTS	11,000.00	Water System		Other Receivables	
DEBT SERVICE		Other Utilities		Total	
Principal Payments		Hospitals and Clinics		LIABILITIES	
Interest Payments		Garbage and Trash Disposal Facilities		Cash Liabilities	
Other Debt Administration		Health Equipment		Reserves For Receivables	
DEFERRED CHARGES	15,362.00	Library and Education Facilities		Surplus on Hand Dec. 31, 1968	
SCHOOL, COUNTY, SPECIAL DISTRICT TAXES	789,869.90	Conservation and Recreation		Total	
RESERVE FOR UNCOLLECTED TAXES	59,047.28	Other Expenditures			
TOTAL EXPENDITURES	1,170,956.18				

0431		SOMERDALE BORO		PER CAPITA:		PER CENT:		
Population 1960	4,839	Net Valuation Taxable	10,058,683	TAX RATE:	Gross Debt	179.83	Gross Debt	5.75
Population 1968	7,080	State Equalized Value	23,589,781	General Rate Per \$100.	Net Debt	23.17	Net Debt	.74
		Net Valuation on Which County Taxes		Effective Tax Rate	Debt Service	4.26	Tax Levy Collected	96.07
Moody Rating		are apportioned:	22,399,214	General Rate	Total Tax Levy	128.82	Tax Levy Cancelled, Abated	
Land Area	1.42 Sq. Miles	State Equalization Ratio	.4264	Municipal Functions	Municipal Functions	53.08	or Adjusted	
1968 EXPENDITURES		1968 REVENUES		1968 PROPERTY TAX				
GENERAL GOVERNMENT								
Governing Body & Public Boards		1968 Property Taxes Collected		876,309.61		Local District School Taxes		288,054.44
Municipal Clerk		1968 Payments in Lieu of Taxes				Regional & Consolidated School Taxes		242,814.93
Financial Administration		Delinquent Tax & Lien Collections		48,085.61		School Taxes in Municipal Budget		
Assessment of Taxes		Business Personality Replacement Taxes		18,576.53		County Taxes		218,479.27
Collection of Taxes		Taxes from Public Utilities		75,549.45		County Library Taxes		2,684.90
Planning, Housing & Development		Other Miscellaneous Tax Revenues				Local Municipal Purpose Taxes		151,596.68
Elections		State Aid Revenues		4,360.12		Veteran & Senior Citizen Taxes		36,522.00
General Administration (other)		Federal Aid Revenues				Total Taxes for Rate Computation		940,152.22
JUDICIARY		Sale of Acquired Property		24,711.56		Special District Taxes		
Municipal Courts		Other Miscellaneous Revenues		27,215.24		Bank Stock Taxes		1,133.44
PUBLIC SAFETY		Total 1968 Revenues		1,074,808.12		Added and Omitted Taxes		7,346.60
Fire Protection		Prior Years Surplus Appropriated		75,000.00		Total Taxes Levied		912,110.26
Police Protection		TOTAL REVENUES		1,149,808.12		1968 TAXES COLLECTED		876,309.61
Civil Defense & Disaster Control						1968 Taxes Cancelled, Abated or Adjusted		
Environmental Inspection & Control						Transfer To Tax Title Liens		
Other Public Safety		1968 REAL PROPERTY VALUATIONS - ASSESSED				Balance Outstanding Dec. 31, 1968		35,800.65
PUBLIC WORKS		Code Class %				PRIOR YEARS TAXES OUTSTANDING		
Streets and Drainage		1 Vacant Land 1.19		118,423.00		Balance January 1, 1968		70,611.52
Sewers and Sewage Processing		2 Residential 79.08		7,870,147.00		Collected in 1968		40,547.98
Garbage and Trash Disposal		3 Farm				Cancelled, Abated or Adjusted (1968)		7,346.60
Public Buildings and Grounds		4a Commercial 9.74		969,745.00		Transfers to Tax Title Liens		
Other Public Works		4b Industrial .46		46,240.00		Balance December 31, 1968		22,716.94
HEALTH and WELFARE		4c Apartments 9.52		947,860.00		TAX TITLE LIENS OUTSTANDING		
Health Services Except Environmental		Total Valuation .99.99		9,952,415.00		Balance January 1, 1968		24,732.89
Welfare-Public Assistance		CAPITAL DEBT AUTHORIZED, DECEMBER 31, 1968				Transfers From Taxes		
Hospitals, Clinics, First Aid		ISSUED AND UNISSUED		GROSS DEBT		Redeemed in 1968		7,537.63
Animal, Insect, & Rodent Control		School		988,842.47		Cancelled, Abated or Adjusted (1968)		
Other Welfare Services		Self-liquidating		120,300.00		Balance December 31, 1968		17,195.26
RECREATION and CONSERVATION		Other		164,072.00		PROPERTY ACQUIRED BY DEED OR FORECLOSURE		
Beaches and Boardwalks		Total		1,273,214.47		Balance January 1, 1968		59,147.67
Parks, Playgrounds, Shade Trees		ISSUED AND OUTSTANDING				Transfers From Liens		
Land Reclamation & Conservation		School		988,842.47		Sale for Cash (1968)		24,711.56
Other Recreational Services		Self-liquidating		120,300.00		Cancelled, Abated or Adjusted (1968)		
EDUCATION (excluding schools)		Other		109,640.00		Balance December 31, 1968		34,436.11
Libraries		Total		1,218,782.47		CURRENT FINANCES DECEMBER 31, 1968		
Other Educational Services		EQUALIZED VALUATION BASIS		22,140,714.00		ASSETS		
STATUTORY EXPENDITURES		1968 CAPITAL OUTLAY		29,148.70		Cash on Hand Dec. 31, 1968		195,274.74
Pensions & F. I. C. A.		Beaches and Boardwalks				Taxes Receivable		58,517.59
Employee Fringe Benefits		Parks and Playgrounds				Tax Title Liens		17,195.26
Other Statutory Expenditures		Public Buildings and Grounds				Foreclosed Property		34,436.11
TOTAL MUNICIPAL FUNCTIONS		Vehicular Equipment		13,747.70		Emergencies & Other Deferred Charges		6,125.60
CAPITAL IMPROVEMENTS		Streets, Roads, Sidewalks, Storm Sewers		15,401.00		State Aid Receivable		16,490.00
DEBT SERVICE		Sewer System				Other Receivables		4,391.93
Principal Payments		Water System				Total		332,031.23
Interest Payments		Other Utilities				LIABILITIES		
Other Debt Administration		Hospitals and Clinics				Cash Liabilities		77,748.07
DEFERRED CHARGES		Garbage and Trash Disposal Facilities				Reserves For Receivables		114,540.89
SCHOOL, COUNTY, SPECIAL DISTRICT TAXES		Health Equipment				Surplus on Hand Dec. 31, 1968		139,742.27
RESERVE FOR UNCOLLECTED TAXES		Library and Education Facilities				Total		332,031.23
TOTAL EXPENDITURES		Conservation and Recreation						
		Other Expenditures						

0121		SOMERS POINT CITY				PER CAPITA:		PER CENT:	
Population 1960	4,504	Net Valuation Taxable	19,885,459	TAX RATE:		Gross Debt	315.88	Gross Debt	6.52
Population 1968	7,270	State Equalized Value	39,044,686	General Rate Per \$100.		Net Debt	92.20	Net Debt	1.90
		Net Valuation on Which County Taxes		Effective Tax Rate		Debt Service	21.85	Tax Levy Collected	95.44
Moody Rating	BA	are apportioned:	39,351,514	General Rate		Total Tax Levy	180.39	Tax Levy Cancelled, Abated	
Land Area	4.08 Sq. Miles	State Equalization Ratio	.5093	Municipal Functions		Municipal Functions	115.34	or Adjusted	.16
1968 EXPENDITURES		1968 REVENUES		1968 PROPERTY TAX					
GENERAL GOVERNMENT		1968 Property Taxes Collected		1,251,790.93		Local District School Taxes 326,096.00			
Governing Body & Public Boards		1968 Payments in Lieu of Taxes				Regional & Consolidated School Taxes 245,989.25			
Municipal Clerk		Delinquent Tax & Lien Collections		87,140.66		School Taxes in Municipal Budget 42,441.00			
Financial Administration		Business Personalty Replacement Taxes		38,007.00		County Taxes 320,035.10			
Assessment of Taxes		Taxes from Public Utilities		102,746.57		County Library Taxes 3,239.22			
Collection of Taxes		Other Miscellaneous Tax Revenues				Local Municipal Purpose Taxes 335,843.35			
Planning, Housing & Development		State Aid Revenues		23,860.11		Veteran & Senior Citizen Taxes 50,430.00			
Elections		Federal Aid Revenues				Total Taxes for Rate Computation 1,324,073.92			
General Administration (other)		Sale of Acquired Property		22,526.00		Special District Taxes			
JUDICIARY		Other Miscellaneous Revenues		125,607.49		Bank Stock Taxes 1,804.60			
Municipal Courts		Total 1968 Revenues		1,651,678.76		Added and Omitted Taxes 36,052.68			
PUBLIC SAFETY		Prior Years Surplus Appropriated		83,077.10		Total Taxes Levied 1,311,501.20			
Fire Protection		TOTAL REVENUES		1,734,755.86		1968 TAXES COLLECTED 1,251,790.93			
Police Protection		1968 REAL PROPERTY VALUATIONS - ASSESSED				1968 Taxes Cancelled, Abated or Adjusted 2,142.36			
Civil Defense & Disaster Control		Code Class %				Transfer To Tax Title Liens 1,980.63			
Environmental Inspection & Control		1 Vacant Land 5.36		1,044,765.00		Balance Outstanding Dec. 31, 1968 58,547.50			
Other Public Safety		2 Residential 75.72		14,759,965.00		PRIOR YEARS TAXES OUTSTANDING			
PUBLIC WORKS		3 Farm				Balance January 1, 1968 95,410.20			
Streets and Drainage		4a Commercial 12.39		2,415,570.00		Collected in 1968 85,216.75			
Sewers and Sewage Processing		4b Industrial .52		102,110.00		Cancelled, Abated or Adjusted (1968) 2,436.24			
Garbage and Trash Disposal		4c Apartments 6.00		1,170,545.00		Transfers to Tax Title Liens 194.56			
Public Buildings and Grounds		Total Valuation 99.99		19,492,955.00		Balance December 31, 1968 7,562.65			
Other Public Works		CAPITAL DEBT AUTHORIZED, DECEMBER 31, 1968				TAX TITLE LIENS OUTSTANDING			
HEALTH and WELFARE		ISSUED AND UNISSUED		GROSS DEBT NET DEBT		Balance January 1, 1968 7,234.35			
Health Services Except Environmental		School		1,626,158.12		Transfers From Taxes 2,189.45			
Welfare-Public Assistance		Self-liquidating		670,350.00		Redeemed in 1968 1,923.91			
Hospitals, Clinics, First Aid		Other		2,296,508.12		Cancelled, Abated or Adjusted (1968) 915.68			
Animal, Insect, & Rodent Control		Total		670,350.00		Balance December 31, 1968 6,584.21			
Other Welfare Services		ISSUED AND OUTSTANDING				PROPERTY ACQUIRED BY DEED OR FORECLOSURE			
RECREATION and CONSERVATION		School		1,626,158.12		Balance January 1, 1968 31,142.50			
Beaches and Boardwalks		Self-liquidating		629,000.00		Transfers From Liens 1,865.00			
Parks, Playgrounds, Shade Trees		Other		2,255,158.12		Sale for Cash (1968) 22,526.00			
Land Reclamation & Conservation		Total				Cancelled, Abated or Adjusted (1968)			
Other Recreational Services		EQUALIZED VALUATION BASIS		35,181,501.00		Balance December 31, 1968 10,481.50			
EDUCATION (excluding schools)		1968 CAPITAL OUTLAY		27,596.10		CURRENT FINANCES DECEMBER 31, 1968			
Libraries		Beaches and Boardwalks				ASSETS			
Other Educational Services		Parks and Playgrounds				Cash on Hand Dec. 31, 1968 182,401.75			
STATUTORY EXPENDITURES		Public Buildings and Grounds				Taxes Receivable 66,110.15			
Pensions & F. I. C. A.		Vehicular Equipment				Tax Title Liens 6,584.21			
Employee Fringe Benefits		Streets, Roads, Sidewalks, Storm Sewers		27,596.10		Foreclosed Property 10,481.50			
Other Statutory Expenditures		Sewer System				Emergencies & Other Deferred Charges 39,916.30			
TOTAL MUNICIPAL FUNCTIONS		Water System				State Aid Receivable 13,826.84			
CAPITAL IMPROVEMENTS		Other Utilities				Other Receivables			
DEBT SERVICE		Hospitals and Clinics				Total 319,320.75			
Principal Payments		Garbage and Trash Disposal Facilities				LIABILITIES			
Interest Payments		Health Equipment				Cash Liabilities 65,474.75			
Other Debt Administration		Library and Education Facilities				Reserves For Receivables 83,175.86			
DEFERRED CHARGES		Conservation and Recreation				Surplus on Hand Dec. 31, 1968 170,670.14			
SCHOOL, COUNTY, SPECIAL DISTRICT TAXES		Other Expenditures				Total 319,320.75			
RESERVE FOR UNCOLLECTED TAXES									
TOTAL EXPENDITURES									

1818		SOMERVILLE BORO				PER CAPITA:		PER CENT:		
Population 1960	12,458	Net Valuation Taxable	40,313,000	TAX RATE:		Gross Debt	422.82	Gross Debt	7.66	
Population 1968	15,180	State Equalized Value	92,865,699	General Rate Per \$100.		Net Debt	202.27	Net Debt	3.66	
		Net Valuation on Which County Taxes		Effective Tax Rate		Debt Service	5.09	Tax Levy Collected	97.34	
Moody Rating	AA	are apportioned:	87,193,078	General Rate		Total Tax Levy	186.22	Tax Levy Cancelled, Abated		
Land Area	2.20 Sq. Miles	State Equalization Ratio	.4341	Municipal Functions		Municipal Functions	105.54	or Adjusted	.03	
1968 EXPENDITURES		1968 REVENUES			1968 PROPERTY TAX					
GENERAL GOVERNMENT		1968 Property Taxes Collected			2,751,763.95		Local District School Taxes			1,515,015.00
Governing Body & Public Boards		1968 Payments in Lieu of Taxes			7,660.64		Regional & Consolidated School Taxes			
Municipal Clerk		Delinquent Tax & Lien Collections			63,665.65		School Taxes in Municipal Budget			
Financial Administration		Business Personalty Replacement Taxes			152,940.00		County Taxes			426,905.88
Assessment of Taxes		Taxes from Public Utilities			238,949.80		County Library Taxes			
Collection of Taxes		Other Miscellaneous Tax Revenues			28,683.71		Local Municipal Purpose Taxes			859,442.49
Planning, Housing & Development		State Aid Revenues					Veteran & Senior Citizen Taxes			62,956.00
Elections		Federal Aid Revenues					Total Taxes for Rate Computation			2,864,319.37
General Administration (other)		Sale of Acquired Property					Special District Taxes			
JUDICIARY		Other Miscellaneous Revenues			126,694.74		Bank Stock Taxes			15,365.01
Municipal Courts		Total 1968 Revenues			3,370,358.49		Added and Omitted Taxes			10,179.77
PUBLIC SAFETY		Prior Years Surplus Appropriated			135,000.00		Total Taxes Levied			2,826,908.15
Fire Protection		TOTAL REVENUES			3,505,358.49		1968 TAXES COLLECTED			2,751,763.95
Police Protection							1968 Taxes Cancelled, Abated or Adjusted			933.50
Civil Defense & Disaster Control							Transfer To Tax Title Liens			1,236.91
Environmental Inspection & Control							Balance Outstanding Dec. 31, 1968			75,304.72
Other Public Safety										
PUBLIC WORKS		1968 REAL PROPERTY VALUATIONS - ASSESSED								
Streets and Drainage		Code			Class		%			
Sewers and Sewage Processing		1			Vacant Land		1.20		465,500.00	
Garbage and Trash Disposal		2			Residential		62.46		24,154,100.00	
Public Buildings and Grounds		3			Farm				8,889,000.00	
Other Public Works		4a			Commercial		22.99		1,665,000.00	
HEALTH and WELFARE		4b			Industrial		4.31		3,498,300.00	
Health Services Except Environmental		4c			Apartments		9.05		38,671,900.00	
Welfare-Public Assistance					Total Valuation		100.00			
Hospitals, Clinics, First Aid										
Animal, Insect, & Rodent Control										
Other Welfare Services										
RECREATION and CONSERVATION		CAPITAL DEBT AUTHORIZED, DECEMBER 31, 1968								
Beaches and Boardwalks		ISSUED AND UNISSUED			GROSS DEBT		NET DEBT		TAX TITLE LIENS OUTSTANDING	
Parks, Playgrounds, Shade Trees		School			5,059,000.00		1,710,998.35		Balance January 1, 1968	
Land Reclamation & Conservation		Self-liquidating			1,359,558.40		1,359,558.40		Transfers From Taxes	
Other Recreational Services		Other			6,418,558.40		3,070,556.75		Redeemed in 1968	
EDUCATION (excluding schools)		Total							Cancelled, Abated or Adjusted (1968)	
Libraries									Balance December 31, 1968	
Other Educational Services									3,766.93	
STATUTORY EXPENDITURES		ISSUED AND OUTSTANDING							PROPERTY ACQUIRED BY DEED OR FORECLOSURE	
Pensions & F. I. C. A.		School							Balance January 1, 1968	
Employee Fringe Benefits		Self-liquidating							Transfers From Liens	
Other Statutory Expenditures		Other							Sale for Cash (1968)	
TOTAL MUNICIPAL FUNCTIONS		Total							Cancelled, Abated or Adjusted (1968)	
CAPITAL IMPROVEMENTS		EQUALIZED VALUATION BASIS			83,700,041.33				Balance December 31, 1968	
DEBT SERVICE		1968 CAPITAL OUTLAY			115,739.66				CURRENT FINANCES DECEMBER 31, 1968	
Principal Payments		Beaches and Boardwalks							ASSETS	
Interest Payments		Parks and Playgrounds							Cash on Hand Dec. 31, 1968	
Other Debt Administration		Public Buildings and Grounds			61,492.02				Taxes Receivable	
DEFERRED CHARGES		Vehicular Equipment			16,598.05				Tax Title Liens	
SCHOOL, COUNTY, SPECIAL DISTRICT TAXES		Streets, Roads, Sidewalks, Storm Sewers			19,588.26				Foreclosed Property	
RESERVE FOR UNCOLLECTED TAXES		Sewer System							Emergencies & Other Deferred Charges	
TOTAL EXPENDITURES		Water System							State Aid Receivable	
		Other Utilities							Other Receivables	
		Hospitals and Clinics							Total	
		Garbage and Trash Disposal Facilities							LIABILITIES	
		Health Equipment							Cash Liabilities	
		Library and Education Facilities							Reserves For Receivables	
		Conservation and Recreation							Surplus on Hand Dec. 31, 1968	
		Other Expenditures			18,061.33				Total	

1220		SOUTH AMBOY CITY			PER CAPITA:	PER CENT:
Population 1960	8,422	Net Valuation Taxable	20,405,459	TAX RATE:	Gross Debt 100.98	Gross Debt 2.02
Population 1968	10,170	State Equalized Value	46,587,805	General Rate Per \$100. 5.87	Net Debt 60.78	Net Debt 1.21
Moody Rating	BAA	Net Valuation on Which County Taxes are apportioned:	53,561,882	Effective Tax Rate	Debt Service 8.37	Tax Levy Collected 93.70
Land Area	1.30 Sq. Miles	State Equalization Ratio	.4380	General Rate 2.57	Total Tax Levy 112.59	Tax Levy Cancelled, Abated or Adjusted .14
				Municipal Functions 2.37	Municipal Functions 108.63	
1968 EXPENDITURES		1968 REVENUES		1968 PROPERTY TAX		
GENERAL GOVERNMENT		1968 Property Taxes Collected		1,073,067.79		
Governing Body & Public Boards		1968 Payments in Lieu of Taxes		56,082.41		
Municipal Clerk	12,150.00	Delinquent Tax & Lien Collections		26,852.00		
Financial Administration	6,400.00	Business Personalty Replacement Taxes		396,848.07		
Assessment of Taxes	19,250.00	Taxes from Public Utilities		116,794.16		
Collection of Taxes	16,000.00	Other Miscellaneous Tax Revenues		68,325.41		
Planning, Housing & Development	2,270.00	State Aid Revenues		1,737,969.84		
Elections	78,673.46	Federal Aid Revenues		150,000.00		
General Administration (other)	8,843.75	Sale of Acquired Property		1,887,969.84		
JUDICIARY		Other Miscellaneous Revenues		Total 1968 Revenues		
Municipal Courts	37,885.00	Total 1968 Revenues		1,887,969.84		
PUBLIC SAFETY		Prior Years Surplus Appropriated		TOTAL REVENUES		
Fire Protection	217,899.60	TOTAL REVENUES		1,887,969.84		
Police Protection	3,000.00	1968 REAL PROPERTY VALUATIONS - ASSESSED				
Civil Defense & Disaster Control	3,580.00					
Environmental Inspection & Control						
Other Public Safety						
PUBLIC WORKS						
Streets and Drainage	125,755.00					
Sewers and Sewage Processing	87,890.00					
Garbage and Trash Disposal	74,600.00					
Public Buildings and Grounds	32,100.00					
Other Public Works						
HEALTH and WELFARE						
Health Services Except Environmental	32,750.00					
Welfare-Public Assistance	4,300.00					
Hospitals, Clinics, First Aid	5,500.00					
Animal, Insect, & Rodent Control	1,450.00					
Other Welfare Services						
RECREATION and CONSERVATION						
Beaches and Boardwalks	20,700.00					
Parks, Playgrounds, Shade Trees	3,300.00					
Land Reclamation & Conservation						
Other Recreational Services						
EDUCATION (excluding schools)						
Libraries	20,820.40					
Other Educational Services						
STATUTORY EXPENDITURES						
Pensions & F. I. C. A.	48,542.79					
Employee Fringe Benefits	15,500.00					
Other Statutory Expenditures						
TOTAL MUNICIPAL FUNCTIONS	879,160.00					
CAPITAL IMPROVEMENTS	30,000.00					
DEBT SERVICE						
Principal Payments	56,000.00					
Interest Payments	29,200.50					
Other Debt Administration						
DEFERRED CHARGES	16,704.33					
SCHOOL, COUNTY, SPECIAL DISTRICT TAXES	833,340.17					
RESERVE FOR UNCOLLECTED TAXES	93,740.00					
TOTAL EXPENDITURES	1,938,145.00					

0333		SOUTHAMPTON TWP				PER CAPITA:		PER CENT:			
Population 1960	3,166	Net Valuation Taxable	17,374,150	TAX RATE:		Gross Debt	361.61	Gross Debt	6.82		
Population 1968	4,120	State Equalized Value	22,280,264	General Rate Per \$100.	3.11	Net Debt	14.73	Net Debt	.27		
		Net Valuation on Which County Taxes are apportioned:	23,753,918	Effective Tax Rate		Debt Service		Tax Levy Collected	93.72		
Moody Rating				General Rate	2.42	Total Tax Levy	126.06	Tax Levy Cancelled, Abated or Adjusted			
Land Area	42.61 Sq. Miles	State Equalization Ratio	.7798	Municipal Functions	1.18	Municipal Functions	63.88				
1968 EXPENDITURES		1968 REVENUES			1968 PROPERTY TAX						
GENERAL GOVERNMENT		1968 Property Taxes Collected			486,819.29	Local District School Taxes				196,721.00	
Governing Body & Public Boards		1968 Payments in Lieu of Taxes				Regional & Consolidated School Taxes				180,612.87	
Municipal Clerk		Delinquent Tax & Lien Collections			40,573.66	School Taxes in Municipal Budget					
Financial Administration		3,525.00	Business Personalty Replacement Taxes			19,929.00	County Taxes				125,971.46
Assessment of Taxes		5,350.00	Taxes from Public Utilities			72,629.80	County Library Taxes				6,393.12
Collection of Taxes		200.00	Other Miscellaneous Tax Revenues				Local Municipal Purpose Taxes				6,458.65
Planning, Housing & Development		900.00	State Aid Revenues			30,048.00	Veteran & Senior Citizen Taxes				23,360.00
Elections		400.00	Federal Aid Revenues				Total Taxes for Rate Computation				539,517.10
General Administration (other)		22,400.00	Sale of Acquired Property			545.00	Special District Taxes				
JUDICIARY			Other Miscellaneous Revenues			53,602.11	Bank Stock Taxes				1,464.35
Municipal Courts		3,500.00	Total 1968 Revenues			704,146.26	Added and Omitted Taxes				1,770.69
PUBLIC SAFETY			Prior Years Surplus Appropriated			80,000.00	Total Taxes Levied				519,392.14
Fire Protection		4,800.00	TOTAL REVENUES			784,146.26	1968 TAXES COLLECTED				486,819.29
Police Protection		8,500.00					1968 Taxes Cancelled, Abated or Adjusted				
Civil Defense & Disaster Control		700.00					Transfer To Tax Title Liens				
Environmental Inspection & Control		600.00	1968 REAL PROPERTY VALUATIONS - ASSESSED				Balance Outstanding Dec. 31, 1968				32,572.85
Other Public Safety			Code Class %								
PUBLIC WORKS			1 Vacant Land 6.54			1,104,280.00	PRIOR YEARS TAXES OUTSTANDING				
Streets and Drainage		86,610.00	2 Residential 62.30			10,513,170.00	Balance January 1, 1968				41,081.42
Sewers and Sewage Processing			3 Farm 21.10			3,561,700.00	Collected in 1968				40,172.96
Garbage and Trash Disposal		12,700.00	4a Commercial 8.15			1,375,200.00	Cancelled, Abated or Adjusted (1968)				
Public Buildings and Grounds		4,400.00	4b Industrial 1.91			321,850.00	Transfers to Tax Title Liens				
Other Public Works			4c Apartments				Balance December 31, 1968				908.46
HEALTH and WELFARE			Total Valuation 100.00			16,876,200.00	TAX TITLE LIENS OUTSTANDING				
Health Services Except Environmental		1,400.00	CAPITAL DEBT AUTHORIZED, DECEMBER 31, 1968				Balance January 1, 1968				4,538.03
Welfare-Public Assistance		3,600.00	ISSUED AND UNISSUED				Transfers From Taxes				
Hospitals, Clinics, First Aid			School			1,489,833.35	Redeemed in 1968				400.16
Animal, Insect, & Rodent Control			Self-liquidating				Cancelled, Abated or Adjusted (1968)				
Other Welfare Services			Other				Balance December 31, 1968				4,137.93
RECREATION and CONSERVATION			Total			1,489,833.35	PROPERTY ACQUIRED BY DEED OR FORECLOSURE				
Beaches and Boardwalks			ISSUED AND OUTSTANDING				Balance January 1, 1968				5,401.00
Parks, Playgrounds, Shade Trees		1,000.00	School			1,079,283.55	Transfers From Liens				
Land Reclamation & Conservation			Self-liquidating				Sale for Cash (1968)				545.00
Other Recreational Services		950.00	Other				Cancelled, Abated or Adjusted (1968)				
EDUCATION (excluding schools)			Total			1,079,283.55	Balance December 31, 1968				4,856.00
Libraries		500.00	EQUALIZED VALUATION BASIS			21,843,512.67	CURRENT FINANCES DECEMBER 31, 1968				
Other Educational Services		14,757.00	1968 CAPITAL OUTLAY				ASSETS				
STATUTORY EXPENDITURES			Beaches and Boardwalks				Cash on Hand Dec. 31, 1968				368,985.21
Pensions & F. I. C. A.		2,800.00	Parks and Playgrounds				Taxes Receivable				33,481.31
Employee Fringe Benefits			Public Buildings and Grounds				Tax Title Liens				4,137.93
Other Statutory Expenditures			Vehicular Equipment				Foreclosed Property				4,856.00
TOTAL MUNICIPAL FUNCTIONS		179,592.00	Streets, Roads, Sidewalks, Storm Sewers				Emergencies & Other Deferred Charges				428.77
CAPITAL IMPROVEMENTS		6,000.00	Sewer System				State Aid Receivable				26,644.00
DEBT SERVICE			Water System				Other Receivables				6,819.03
Principal Payments			Other Utilities				Total				385,352.25
Interest Payments			Hospitals and Clinics				LIABILITIES				
Other Debt Administration		1,159.02	Garbage and Trash Disposal Facilities				Cash Liabilities				121,944.18
DEFERRED CHARGES			Health Equipment				Reserves For Receivables				49,294.27
SCHOOL, COUNTY, SPECIAL DISTRICT TAXES		509,698.45	Library and Education Facilities				Surplus on Hand Dec. 31, 1968				214,113.80
RESERVE FOR UNCOLLECTED TAXES		76,448.98	Conservation and Recreation				Total				385,352.25
TOTAL EXPENDITURES		772,898.45	Other Expenditures								

1347		SOUTH BELMAR BORO				PER CAPITA:		PER CENT:		
Population 1960	1,537	Net Valuation Taxable	8,810,161	TAX RATE:		Gross Debt	29.18	Gross Debt	.44	
Population 1968	1,600	State Equalized Value	11,187,506	General Rate Per \$100.		Net Debt	29.18	Net Debt	.44	
		Net Valuation on Which County Taxes		Effective Tax Rate		Debt Service		Tax Levy Collected	95.47	
Moody Rating		are apportioned:	11,215,440	General Rate		Total Tax Levy	229.54	Tax Levy Cancelled, Abated		
Land Area	.30 Sq. Miles	State Equalization Ratio	.7875	Municipal Functions		Municipal Functions	112.08	or Adjusted		
1968 EXPENDITURES		1968 REVENUES		1968 PROPERTY TAX						
GENERAL GOVERNMENT		1968 Property Taxes Collected		350,646.18		Local District School Taxes				197,251.00
Governing Body & Public Boards		1968 Payments in Lieu of Taxes		23,216.20		Regional & Consolidated School Taxes				
Municipal Clerk		Delinquent Tax & Lien Collections		4,256.00		School Taxes in Municipal Budget				
Financial Administration		3,050.00	Business Personalty Replacement Taxes	19,671.26		County Taxes				65,890.40
Assessment of Taxes		1,950.00	Taxes from Public Utilities	3,909.00		County Library Taxes				2,374.21
Collection of Taxes		3,380.00	Other Miscellaneous Tax Revenues	13,475.45		Local Municipal Purpose Taxes				101,000.00
Planning, Housing & Development		265.00	State Aid Revenues	415,174.09		Veteran & Senior Citizen Taxes				15,050.00
Elections		12,406.00	Federal Aid Revenues	33,000.00		Total Taxes for Rate Computation				381,565.61
General Administration (other)			Sale of Acquired Property	448,174.09		Special District Taxes				
JUDICIARY			Other Miscellaneous Revenues			Bank Stock Taxes				
Municipal Courts		2,054.00	Total 1968 Revenues			Added and Omitted Taxes				757.88
PUBLIC SAFETY			Prior Years Surplus Appropriated			Total Taxes Levied				367,273.49
Fire Protection		2,650.00	TOTAL REVENUES			1968 TAXES COLLECTED				350,646.18
Police Protection		45,288.00				1968 Taxes Cancelled, Abated or Adjusted				
Civil Defense & Disaster Control		40.00				Transfer To Tax Title Liens				
Environmental Inspection & Control						Balance Outstanding Dec. 31, 1968				16,627.31
Other Public Safety						PRIOR YEARS TAXES OUTSTANDING				
PUBLIC WORKS						Balance January 1, 1968				23,460.08
Streets and Drainage		27,350.00				Collected in 1968				23,216.20
Sewers and Sewage Processing						Cancelled, Abated or Adjusted (1968)				
Garbage and Trash Disposal		14,500.00				Transfers to Tax Title Liens				
Public Buildings and Grounds		5,250.00				Balance December 31, 1968				243.88
Other Public Works						TAX TITLE LIENS OUTSTANDING				
HEALTH and WELFARE						Balance January 1, 1968				362.26
Health Services Except Environmental		2,161.00				Transfers From Taxes				
Welfare-Public Assistance		1,236.00				Redeemed in 1968				
Hospitals, Clinics, First Aid						Cancelled, Abated or Adjusted (1968)				
Animal, Insect, & Rodent Control		200.00				Balance December 31, 1968				362.26
Other Welfare Services						PROPERTY ACQUIRED BY DEED OR FORECLOSURE				
RECREATION and CONSERVATION						Balance January 1, 1968				1,270.00
Beaches and Boardwalks						Transfers From Liens				
Parks, Playgrounds, Shade Trees						Sale for Cash (1968)				
Land Reclamation & Conservation						Cancelled, Abated or Adjusted (1968)				
Other Recreational Services		300.00				Balance December 31, 1968				1,270.00
EDUCATION (excluding schools)						CURRENT FINANCES DECEMBER 31, 1968				
Libraries						ASSETS				
Other Educational Services						Cash on Hand Dec. 31, 1968				61,233.59
STATUTORY EXPENDITURES						Taxes Receivable				16,871.19
Pensions & F. I. C. A.		9,682.00				Tax Title Liens				362.26
Employee Fringe Benefits		4,250.00				Foreclosed Property				1,270.00
Other Statutory Expenditures						Emergencies & Other Deferred Charges				550.00
TOTAL MUNICIPAL FUNCTIONS		136,012.00				State Aid Receivable				11,562.99
CAPITAL IMPROVEMENTS		2,000.00				Other Receivables				24,909.73
DEBT SERVICE						Total				116,759.76
Principal Payments						LIABILITIES				
Interest Payments						Cash Liabilities				39,979.18
Other Debt Administration						Reserves For Receivables				43,413.18
DEFERRED CHARGES		4,894.49				Surplus on Hand Dec. 31, 1968				33,367.40
SCHOOL, COUNTY, SPECIAL DISTRICT TAXES		265,515.61				Total				116,759.76
RESERVE FOR UNCOLLECTED TAXES		36,433.51								
TOTAL EXPENDITURES		444,855.61								

1819		SOUTH BOUND BROOK BOR				PER CAPITA:		PER CENT:				
Population 1960	3,626	Net Valuation Taxable	8,125,918	TAX RATE:		Gross Debt	173.07	Gross Debt	3.85			
Population 1968	4,664	State Equalized Value	21,896,841	General Rate Per \$100.		Net Debt	38.53	Net Debt	.85			
		Net Valuation on Which County Taxes		Effective Tax Rate		Debt Service	3.55	Tax Levy Collected	91.56			
Moody Rating		are apportioned:	23,065,964	General Rate		Total Tax Levy	179.93	Tax Levy Cancelled, Abated				
Land Area	90 Sq. Miles	State Equalization Ratio	.3711	Municipal Functions		Municipal Functions	74.51	or Adjusted	2.52			
1968 EXPENDITURES		1968 REVENUES				1968 PROPERTY TAX						
GENERAL GOVERNMENT		1968 Property Taxes Collected				767,779.75						
Governing Body & Public Boards		1968 Payments in Lieu of Taxes				Local District School Taxes				530,888.20		
Municipal Clerk		Delinquent Tax & Lien Collections				27,665.81						
Financial Administration		2,850.00	Business Personalty Replacement Taxes				Regional & Consolidated School Taxes					
Assessment of Taxes		2,950.00	Taxes from Public Utilities				School Taxes in Municipal Budget					
Collection of Taxes		9,769.79	Other Miscellaneous Tax Revenues				County Taxes				113,252.23	
Planning, Housing & Development		3,860.00	State Aid Revenues				County Library Taxes				6,213.40	
Elections		725.17	Federal Aid Revenues				Local Municipal Purpose Taxes				163,945.33	
General Administration (other)		21,480.77	Sale of Acquired Property				Veteran & Senior Citizen Taxes				23,740.00	
JUDICIARY		Other Miscellaneous Revenues				Total Taxes for Rate Computation				838,039.16		
Municipal Courts		2,400.00	Total 1968 Revenues				Special District Taxes					
PUBLIC SAFETY		Prior Years Surplus Appropriated				Bank Stock Taxes						
Fire Protection		14,258.50	TOTAL REVENUES				Added and Omitted Taxes				24,191.74	
Police Protection		73,400.00	1968 REAL PROPERTY VALUATIONS - ASSESSED				Total Taxes Levied				838,490.90	
Civil Defense & Disaster Control		800.00	Code Class %				1968 TAXES COLLECTED				767,779.75	
Environmental Inspection & Control		1,950.00	1 Vacant Land 1.05				1968 Taxes Cancelled, Abated or Adjusted				21,134.27	
Other Public Safety			2 Residential 76.52				Transfer To Tax Title Liens				2,734.80	
PUBLIC WORKS		3 Farm				Balance Outstanding Dec. 31, 1968				47,406.38		
Streets and Drainage		35,361.30	4a Commercial 4.76				PRIOR YEARS TAXES OUTSTANDING					
Sewers and Sewage Processing		43,086.65	4b Industrial 12.54				Balance January 1, 1968				30,328.94	
Garbage and Trash Disposal		19,720.85	4c Apartments 5.13				Collected in 1968				27,665.81	
Public Buildings and Grounds		5,000.00	Total Valuation 100.00				Cancelled, Abated or Adjusted (1968)				59.63	
Other Public Works			CAPITAL DEBT AUTHORIZED, DECEMBER 31, 1968				Transfers to Tax Title Liens				1,196.06	
HEALTH and WELFARE		ISSUED AND UNISSUED				GROSS DEBT				100,063.46		
Health Services Except Environmental		4,950.00	School				NET DEBT				79,525.00	
Welfare-Public Assistance		2,260.00	Self-liquidating				79,525.00				179,588.46	
Hospitals, Clinics, First Aid		500.00	Other				806,525.00				1,407.44	
Animal, Insect, & Rodent Control			Total				TAX TITLE LIENS OUTSTANDING					
Other Welfare Services			ISSUED AND OUTSTANDING				Balance January 1, 1968				5,006.14	
RECREATION and CONSERVATION		School				727,000.00				Transfers From Taxes	4,167.18	
Beaches and Boardwalks		2,800.00	Self-liquidating				77,025.00				Redeemed in 1968	
Parks, Playgrounds, Shade Trees		2,850.00	Other				804,025.00				Cancelled, Abated or Adjusted (1968)	
Land Reclamation & Conservation			Total				Balance December 31, 1968				9,173.32	
Other Recreational Services			EQUALIZED VALUATION BASIS				20,897,884.67				PROPERTY ACQUIRED BY DEED OR FORECLOSURE	
EDUCATION (excluding schools)		1968 CAPITAL OUTLAY				5,592.04				Balance January 1, 1968	6,210.00	
Libraries			Beaches and Boardwalks								Transfers From Liens	
Other Educational Services			Parks and Playgrounds								Sale for Cash (1968)	
STATUTORY EXPENDITURES		Public Buildings and Grounds								Cancelled, Abated or Adjusted (1968)	Balance December 31, 1968	6,210.00
Pensions & F. I. C. A.		12,800.00	Vehicular Equipment								CURRENT FINANCES DECEMBER 31, 1968	
Employee Fringe Benefits		2,174.27	Streets, Roads, Sidewalks, Storm Sewers								ASSETS	
Other Statutory Expenditures			Sewer System								Cash on Hand Dec. 31, 1968	54,426.16
TOTAL MUNICIPAL FUNCTIONS		265,947.30	Water System								Taxes Receivable	48,813.82
CAPITAL IMPROVEMENTS		1,041.50	Other Utilities								Tax Title Liens	9,173.32
DEBT SERVICE			Hospitals and Clinics								Foreclosed Property	6,210.00
Principal Payments		14,000.00	Garbage and Trash Disposal Facilities								Emergencies & Other Deferred Charges	12,760.00
Interest Payments		2,550.00	Health Equipment								State Aid Receivable	
Other Debt Administration			Library and Education Facilities								Other Receivables	396.20
DEFERRED CHARGES		6,640.00	Conservation and Recreation								Total	131,779.50
SCHOOL, COUNTY, SPECIAL DISTRICT TAXES		650,353.83	Other Expenditures								LIABILITIES	
RESERVE FOR UNCOLLECTED TAXES		57,054.53									Cash Liabilities	10,652.38
TOTAL EXPENDITURES		997,587.16									Reserves For Receivables	64,593.34
											Surplus on Hand Dec. 31, 1968	56,533.78
											Total	131,779.50

1221		SOUTH BRUNSWICK TWP				PER CAPITA:		PER CENT:	
Population 1960	10,278	Net Valuation Taxable	51,120,137	TAX RATE:		Gross Debt	392.13	Gross Debt	5.22
Population 1968	13,040	State Equalized Value	110,482,249	General Rate Per \$100.	6.86	Net Debt	91.22	Net Debt	1.21
		Net Valuation on Which County Taxes are apportioned:	110,228,659	Effective Tax Rate		Debt Service	5.65	Tax Levy Collected	97.88
Moody Rating				General Rate	3.17	Total Tax Levy	264.71	Tax Levy Cancelled, Abated or Adjusted	
Land Area	41.40 Sq. Miles	State Equalization Ratio	.4627	Municipal Functions	1.33	Municipal Functions	112.71		
1968 EXPENDITURES		1968 REVENUES				1968 PROPERTY TAX			
GENERAL GOVERNMENT		1968 Property Taxes Collected				3,378,728.35			
Governing Body & Public Boards		1968 Payments in Lieu of Taxes				Local District School Taxes			
Municipal Clerk		Delinquent Tax & Lien Collections				84,989.14			
Financial Administration		Business Personalty Replacement Taxes				373,703.00			
Assessment of Taxes		Taxes from Public Utilities				294,535.77			
Collection of Taxes		Other Miscellaneous Tax Revenues				54,814.15			
Planning, Housing & Development		State Aid Revenues				Federal Aid Revenues			
Elections		Sale of Acquired Property				Other Miscellaneous Revenues			
General Administration (other)		Total 1968 Revenues				4,376,082.67			
JUDICIARY		Prior Years Surplus Appropriated				492,000.00			
Municipal Courts		TOTAL REVENUES				4,868,082.67			
PUBLIC SAFETY		1968 REAL PROPERTY VALUATIONS - ASSESSED							
Fire Protection		Code				Class			
Police Protection		1				Vacant Land			
Civil Defense & Disaster Control		2				Residential			
Environmental Inspection & Control		3				Farm			
Other Public Safety		4a				Commercial			
PUBLIC WORKS		4b				Industrial			
Streets and Drainage		4c				Apartments			
Sewers and Sewage Processing		Total Valuation				100,000.00			
Garbage and Trash Disposal		CAPITAL DEBT AUTHORIZED, DECEMBER 31, 1968							
Public Buildings and Grounds		ISSUED AND UNISSUED				GROSS DEBT			
Other Public Works		School				299,079.51			
HEALTH and WELFARE		Self-liquidating				899,467.00			
Health Services Except Environmental		Other				5,113,467.00			
Welfare-Public Assistance		Total				1,189,616.51			
Hospitals, Clinics, First Aid		ISSUED AND OUTSTANDING							
Animal, Insect, & Rodent Control		School				2,054,000.00			
Other Welfare Services		Self-liquidating				533,000.00			
RECREATION and CONSERVATION		Other				2,587,000.00			
Beaches and Boardwalks		Total				97,873,024.33			
Parks, Playgrounds, Shade Trees		EQUALIZED VALUATION BASIS				1968 CAPITAL OUTLAY			
Land Reclamation & Conservation		1968 Capital Outlay				201,209.11			
Other Recreational Services		Beaches and Boardwalks				200,601.43			
EDUCATION (excluding schools)		Parks and Playgrounds				107.68			
Libraries		Public Buildings and Grounds				500.00			
Other Educational Services		Vehicular Equipment							
STATUTORY EXPENDITURES		Streets, Roads, Sidewalks, Storm Sewers							
Pensions & F. I. C. A.		Sewer System							
Employee Fringe Benefits		Water System							
Other Statutory Expenditures		Other Utilities							
TOTAL MUNICIPAL FUNCTIONS		Hospitals and Clinics							
CAPITAL IMPROVEMENTS		Garbage and Trash Disposal Facilities							
DEBT SERVICE		Health Equipment							
Principal Payments		Library and Education Facilities							
Interest Payments		Conservation and Recreation							
Other Debt Administration		Other Expenditures							
DEFERRED CHARGES									
SCHOOL, COUNTY, SPECIAL DISTRICT TAXES									
RESERVE FOR UNCOLLECTED TAXES									
TOTAL EXPENDITURES									

0259		SOUTH HACKENSACK TWP				PER CAPITA:		PER CENT:	
Population 1960	1,841	Net Valuation Taxable	40,342,321	TAX RATE:		Gross Debt	346.46	Gross Debt	2.06
Population 1968	2,370	State Equalized Value	44,303,010	General Rate Per \$100.		Net Debt	207.22	Net Debt	1.23
		Net Valuation on Which County Taxes are apportioned:	48,973,778	Effective Tax Rate		Debt Service	23.39	Tax Levy Collected 97.59	
Moody Rating		State Equalization Ratio	.9106	General Rate		Total Tax Levy	343.82	Tax Levy Cancelled, Abated or Adjusted .56	
Land Area	.50 Sq. Miles			Municipal Functions		Municipal Functions	260.36		
1968 EXPENDITURES		1968 REVENUES				1968 PROPERTY TAX			
GENERAL GOVERNMENT									
Governing Body & Public Boards		1968 Property Taxes Collected				Local District School Taxes			
Municipal Clerk		1968 Payments in Lieu of Taxes				Regional & Consolidated School Taxes			
Financial Administration		Delinquent Tax & Lien Collections				School Taxes in Municipal Budget			
Assessment of Taxes		Business Personalty Replacement Taxes				County Taxes			
Collection of Taxes		Taxes from Public Utilities				County Library Taxes			
Planning, Housing & Development		Other Miscellaneous Tax Revenues				Local Municipal Purpose Taxes			
Elections		State Aid Revenues				Veteran & Senior Citizen Taxes			
General Administration (other)		Federal Aid Revenues				Total Taxes for Rate Computation			
JUDICIARY		Sale of Acquired Property				Special District Taxes			
Municipal Courts		Other Miscellaneous Revenues				Bank Stock Taxes			
PUBLIC SAFETY		Total 1968 Revenues				Added and Omitted Taxes			
Fire Protection		Prior Years Surplus Appropriated				Total Taxes Levied			
Police Protection		TOTAL REVENUES				1968 TAXES COLLECTED			
Civil Defense & Disaster Control						1968 Taxes Cancelled, Abated or Adjusted			
Environmental Inspection & Control						Transfer To Tax Title Liens			
Other Public Safety						Balance Outstanding Dec. 31, 1968			
PUBLIC WORKS		1968 REAL PROPERTY VALUATIONS - ASSESSED							
Streets and Drainage		Code Class %							
Sewers and Sewage Processing		1 Vacant Land 4.71				PRIOR YEARS TAXES OUTSTANDING			
Garbage and Trash Disposal		2 Residential 20.01				Balance January 1, 1968			
Public Buildings and Grounds		3 Farm				Collected in 1968			
Other Public Works		4a Commercial 10.38				Cancelled, Abated or Adjusted (1968)			
HEALTH and WELFARE		4b Industrial 64.90				Transfers to Tax Title Liens			
Health Services Except Environmental		4c Apartments				Balance December 31, 1968			
Welfare-Public Assistance		Total Valuation 100.00.							
Hospitals, Clinics, First Aid		CAPITAL DEBT AUTHORIZED, DECEMBER 31, 1968				TAX TITLE LIENS OUTSTANDING			
Animal, Insect, & Rodent Control		ISSUED AND UNISSUED				Balance January 1, 1968			
Other Welfare Services		School				Transfers From Taxes			
RECREATION and CONSERVATION		Self-liquidating				Redeemed in 1968			
Beaches and Boardwalks		Other				Cancelled, Abated or Adjusted (1968)			
Parks, Playgrounds, Shade Trees		Total				Balance December 31, 1968			
Land Reclamation & Conservation		ISSUED AND OUTSTANDING				PROPERTY ACQUIRED BY DEED OR FORECLOSURE			
Other Recreational Services		School				Balance January 1, 1968			
EDUCATION (excluding schools)		Self-liquidating				Transfers From Liens			
Libraries		Other				Sale for Cash (1968)			
Other Educational Services		Total				Cancelled, Abated or Adjusted (1968)			
STATUTORY EXPENDITURES		EQUALIZED VALUATION BASIS				Balance December 31, 1968			
Pensions & F. I. C. A.		39,753,249.33				CURRENT FINANCES DECEMBER 31, 1968			
Employee Fringe Benefits		1968 CAPITAL OUTLAY				ASSETS			
Other Statutory Expenditures		20,213.74				Cash on Hand Dec. 31, 1968			
TOTAL MUNICIPAL FUNCTIONS		Beaches and Boardwalks				Taxes Receivable			
CAPITAL IMPROVEMENTS		Parks and Playgrounds				Tax Title Liens			
DEBT SERVICE		Public Buildings and Grounds				Foreclosed Property			
Principal Payments		Vehicular Equipment				Emergencies & Other Deferred Charges			
Interest Payments		Streets, Roads, Sidewalks, Storm Sewers				State Aid Receivable			
Other Debt Administration		Sewer System				Other Receivables			
DEFERRED CHARGES		Water System				Total			
SCHOOL, COUNTY, SPECIAL DISTRICT TAXES		Other Utilities				LIABILITIES			
RESERVE FOR UNCOLLECTED TAXES		Hospitals and Clinics				Cash Liabilities			
TOTAL EXPENDITURES		Garbage and Trash Disposal Facilities				Reserves For Receivables			
		Health Equipment				Surplus on Hand Dec. 31, 1968			
		Library and Education Facilities				Total			
		Conservation and Recreation							
		Other Expenditures							

0816		SOUTH HARRISON TWP				PER CAPITA:		PER CENT:	
Population 1960	974	Net Valuation Taxable	1,337,487	TAX RATE:		Gross Debt	180.37	Gross Debt	3.54
Population 1968	1,170	State Equalized Value	7,886,126	General Rate Per \$100.		Net Debt		Net Debt	
		Net Valuation on Which County Taxes are apportioned:	5,204,624	Effective Tax Rate		Debt Service		Tax Levy Collected	93.29
Moody Rating		State Equalization Ratio	.1696	General Rate		Total Tax Levy	186.71	Tax Levy Cancelled, Abated or Adjusted	
Land Area	15.81 Sq. Miles			Municipal Functions		Municipal Functions	48.72		
1968 EXPENDITURES		1968 REVENUES		1968 PROPERTY TAX					
GENERAL GOVERNMENT		1968 Property Taxes Collected		203,813.32		Local District School Taxes			
Governing Body & Public Boards		1968 Payments in Lieu of Taxes				Regional & Consolidated School Taxes			
Municipal Clerk		Delinquent Tax & Lien Collections		17,729.23		School Taxes in Municipal Budget			
Financial Administration	1,400.00	Business Personalty Replacement Taxes		7,523.00		County Taxes			
Assessment of Taxes	2,000.00	Taxes from Public Utilities		11,167.69		County Library Taxes			
Collection of Taxes	1,850.00	Other Miscellaneous Tax Revenues		9,712.00		Local Municipal Purpose Taxes			
Planning, Housing & Development	400.00	State Aid Revenues		11,020.67		Veteran & Senior Citizen Taxes			
Elections	500.00	Federal Aid Revenues		0		Total Taxes for Rate Computation			
General Administration (other)	4,900.00	Sale of Acquired Property		260,965.91		Special District Taxes			
JUDICIARY		Other Miscellaneous Revenues		11,460.19		Bank Stock Taxes			
Municipal Courts	600.00	Total 1968 Revenues		272,426.10		Added and Omitted Taxes			
PUBLIC SAFETY		Prior Years Surplus Appropriated				Total Taxes Levied			
Fire Protection	1,500.00	TOTAL REVENUES				1968 TAXES COLLECTED			
Police Protection		1968 REAL PROPERTY VALUATIONS - ASSESSED				1968 Taxes Cancelled, Abated or Adjusted			
Civil Defense & Disaster Control	100.00	Code Class %				Transfer To Tax Title Liens			
Environmental Inspection & Control	250.00	1 Vacant Land 2.34		30,825		Balance Outstanding Dec. 31, 1968			
Other Public Safety		2 Residential 38.81		512,325		PRIOR YEARS TAXES OUTSTANDING			
PUBLIC WORKS		3 Farm 55.99		739,075		Balance January 1, 1968			
Streets and Drainage	19,250.00	4a Commercial 2.86		37,725		Collected in 1968			
Sewers and Sewage Processing		4b Industrial				Cancelled, Abated or Adjusted (1968)			
Garbage and Trash Disposal		4c Apartments				Transfers to Tax Title Liens			
Public Buildings and Grounds		Total Valuation 100.00		1,319,950		Balance December 31, 1968			
Other Public Works		CAPITAL DEBT AUTHORIZED, DECEMBER 31, 1968				TAX TITLE LIENS OUTSTANDING			
HEALTH and WELFARE		ISSUED AND UNISSUED		GROSS DEBT 211,036.93		Balance January 1, 1968			
Health Services Except Environmental	150.00	School				Transfers From Taxes			
Welfare-Public Assistance	600.00	Self-liquidating				Redeemed in 1968			
Hospitals, Clinics, First Aid		Other				Cancelled, Abated or Adjusted (1968)			
Animal, Insect, & Rodent Control		Total		211,036.93		Balance December 31, 1968			
Other Welfare Services		ISSUED AND OUTSTANDING				PROPERTY ACQUIRED BY DEED OR FORECLOSURE			
RECREATION and CONSERVATION		School		211,036.93		Balance January 1, 1968			
Beaches and Boardwalks		Self-liquidating				Transfers From Liens			
Parks, Playgrounds, Shade Trees		Other				Sale for Cash (1968)			
Land Reclamation & Conservation		Total		211,036.93		Cancelled, Abated or Adjusted (1968)			
Other Recreational Services		EQUALIZED VALUATION BASIS		5,957,326.00		Balance December 31, 1968			
EDUCATION (excluding schools)		1968 CAPITAL OUTLAY				CURRENT FINANCES DECEMBER 31, 1968			
Libraries		Beaches and Boardwalks				ASSETS			
Other Educational Services		Parks and Playgrounds				Cash on Hand Dec. 31, 1968			
STATUTORY EXPENDITURES		Public Buildings and Grounds				Taxes Receivable			
Pensions & F. I. C. A.	400.00	Vehicular Equipment				Tax Title Liens			
Employee Fringe Benefits		Streets, Roads, Sidewalks, Storm Sewers				Foreclosed Property			
Other Statutory Expenditures		Sewer System				Emergencies & Other Deferred Charges			
TOTAL MUNICIPAL FUNCTIONS	33,900.00	Water System				State Aid Receivable			
CAPITAL IMPROVEMENTS	600.00	Other Utilities				Other Receivables			
DEBT SERVICE		Hospitals and Clinics				Total			
Principal Payments		Garbage and Trash Disposal Facilities				LIABILITIES			
Interest Payments		Health Equipment				Cash Liabilities			
Other Debt Administration		Library and Education Facilities				Reserves For Receivables			
DEFERRED CHARGES		Conservation and Recreation				Surplus on Hand Dec. 31, 1968			
SCHOOL, COUNTY, SPECIAL DISTRICT TAXES	211,845.57	Other Expenditures				Total			
RESERVE FOR UNCOLLECTED TAXES	22,509.19								
TOTAL EXPENDITURES	268,854.76								

0719		SOUTH ORANGE VILL			PER CAPITA:		PER CENT:	
Population 1960	16,175	Net Valuation Taxable	135,642,100	TAX RATE:	Gross Debt	413.34	Gross Debt	4.90
Population 1968	17,590	State Equalized Value	157,430,478	General Rate Per \$100.	Net Debt	98.20	Net Debt	1.16
		Net Valuation on Which County Taxes		Effective Tax Rate	Debt Service	7.63	Tax Levy Collected	97.39
Moody Rating	AA	are apportioned:	154,249,756	General Rate	Total Tax Levy	360.19	Tax Levy Cancelled, Abated	
Land Area	2.70 Sq. Miles	State Equalization Ratio	.8616	Municipal Functions	Municipal Functions	163.13	or Adjusted	.11
1968 EXPENDITURES		1968 REVENUES			1968 PROPERTY TAX			
GENERAL GOVERNMENT								
Governing Body & Public Boards		1968 Property Taxes Collected	6,171,027.12		Local District School Taxes			
Municipal Clerk	14,448.00	1968 Payments in Lieu of Taxes	617.35		Regional & Consolidated School Taxes		2,720,542.74	
Financial Administration	44,559.00	Delinquent Tax & Lien Collections	167,716.03		School Taxes in Municipal Budget			
Assessment of Taxes	29,434.00	Business Personalty Replacement Taxes	75,867.00		County Taxes		1,770,151.41	
Collection of Taxes	18,684.00	Taxes from Public Utilities	310,369.81		County Library Taxes			
Planning, Housing & Development	7,120.00	Other Miscellaneous Tax Revenues			Local Municipal Purpose Taxes		1,818,907.14	
Elections	5,200.00	State Aid Revenues	24,172.28		Veteran & Senior Citizen Taxes		73,690.00	
General Administration (other)	119,084.00	Federal Aid Revenues			Total Taxes for Rate Computation		6,383,291.29	
JUDICIARY		Sale of Acquired Property	1,438.00		Special District Taxes			
Municipal Courts	22,115.00	Other Miscellaneous Revenues	310,878.68		Bank Stock Taxes		6,766.64	
PUBLIC SAFETY		Total 1968 Revenues	7,061,367.27		Added and Omitted Taxes		19,405.20	
Fire Protection	402,372.00	Prior Years Surplus Appropriated	383,000.00		Total Taxes Levied		6,335,773.13	
Police Protection	538,250.00	TOTAL REVENUES	7,444,367.27		1968 TAXES COLLECTED		6,171,027.12	
Civil Defense & Disaster Control	6,110.00				1968 Taxes Cancelled, Abated or Adjusted		7,283.04	
Environmental Inspection & Control	24,973.00				Transfer To Tax Title Liens		1,207.47	
Other Public Safety		1968 REAL PROPERTY VALUATIONS - ASSESSED			Balance Outstanding Dec. 31, 1968		161,707.12	
PUBLIC WORKS		Code Class %						
Streets and Drainage	239,669.56	1 Vacant Land 1.27	1,688,400.00		PRIOR YEARS TAXES OUTSTANDING			
Sewers and Sewage Processing	53,321.00	2 Residential 82.96	110,467,300.00		Balance January 1, 1968		175,095.02	
Garbage and Trash Disposal	1,600.00	3 Farm			Collected in 1968		167,716.03	
Public Buildings and Grounds	45,458.00	4a Commercial 9.28	12,359,200.00		Cancelled, Abated or Adjusted (1968)			
Other Public Works		4b Industrial .65	871,500.00		Transfers to Tax Title Liens			
HEALTH and WELFARE		4c Apartments 5.84	7,775,500.00		Balance December 31, 1968		7,378.99	
Health Services Except Environmental	40,657.00	Total Valuation 100.00	133,161,900.00					
Welfare-Public Assistance	6,197.00	CAPITAL DEBT AUTHORIZED, DECEMBER 31, 1968			TAX TITLE LIENS OUTSTANDING			
Hospitals, Clinics, First Aid	9,235.00	ISSUED AND UNISSUED	GROSS DEBT	NET DEBT	Balance January 1, 1968		7,778.09	
Animal, Insect, & Rodent Control	14,308.00	School	4,629,308.00		Transfers From Taxes		1,207.47	
Other Welfare Services		Self-liquidating	914,000.00		Redeemed in 1968			
RECREATION and CONSERVATION		Other	1,727,503.00	1,727,503.00	Cancelled, Abated or Adjusted (1968)			
Beaches and Boardwalks		Total	7,270,811.00	1,727,503.00	Balance December 31, 1968		8,129.01	
Parks, Playgrounds, Shade Trees	142,278.00	ISSUED AND OUTSTANDING			PROPERTY ACQUIRED BY DEED OR FORECLOSURE			
Land Reclamation & Conservation		School	2,596,469.60		Balance January 1, 1968		400.00	
Other Recreational Services		Self-liquidating	329,000.00		Transfers From Liens			
EDUCATION (excluding schools)		Other	965,000.00		Sale for Cash (1968)			
Libraries	144,424.00	Total	3,890,469.60		Cancelled, Abated or Adjusted (1968)			
Other Educational Services		EQUALIZED VALUATION BASIS	148,101,589.33		Balance December 31, 1968		400.00	
STATUTORY EXPENDITURES		1968 CAPITAL OUTLAY	660,837.05		CURRENT FINANCES DECEMBER 31, 1968			
Pensions & F. I. C. A.	221,617.00	Beaches and Boardwalks	4,700.82		ASSETS			
Employee Fringe Benefits	74,200.00	Parks and Playgrounds	715.00		Cash on Hand Dec. 31, 1968		1,002,010.55	
Other Statutory Expenditures		Public Buildings and Grounds	3,177.02		Taxes Receivable		169,086.11	
TOTAL MUNICIPAL FUNCTIONS	2,225,313.56	Vehicular Equipment	237,181.40		Tax Title Liens		8,129.01	
CAPITAL IMPROVEMENTS	114,000.00	Streets, Roads, Sidewalks, Storm Sewers			Foreclosed Property		400.00	
DEBT SERVICE		Sewer System	19,650.05		Emergencies & Other Deferred Charges		10,500.00	
Principal Payments	104,480.64	Water System			State Aid Receivable		104,194.46	
Interest Payments	29,804.25	Other Utilities			Other Receivables			
Other Debt Administration		Hospitals and Clinics			Total		1,294,320.13	
DEFERRED CHARGES	16,500.00	Garbage and Trash Disposal Facilities	800.50		LIABILITIES			
SCHOOL, COUNTY, SPECIAL DISTRICT TAXES	4,490,694.15	Health Equipment	340,984.70		Cash Liabilities		370,222.85	
RESERVE FOR UNCOLLECTED TAXES	379,390.42	Library and Education Facilities			Reserves For Receivables		177,615.12	
		Conservation and Recreation			Surplus on Hand Dec. 31, 1968		746,482.16	
TOTAL EXPENDITURES	7,360,183.02	Other Expenditures	53,627.56		Total		1,294,320.13	

1222		SOUTH PLAINFIELD BORO			PER CAPITA:		PER CENT:			
Population 1960	17,879	Net Valuation Taxable	73,469,225	TAX RATE:		Gross Debt	651.59	Gross Debt	10.48	
Population 1968	21,720	State Equalized Value	147,173,928	General Rate Per \$100.	6.41	Net Debt	308.40	Net Debt	4.96	
		Net Valuation on Which County Taxes		Effective Tax Rate		Debt Service	16.45	Tax Levy Collected	97.53	
Moody Rating	8A	are apportioned:	154,280,764	General Rate	3.19	Total Tax Levy	214.72	Tax Levy Cancelled, Abated		
Land Area	8.20 Sq. Miles	State Equalization Ratio	.4992	Municipal Functions	1.61	Municipal Functions	109.64	or Adjusted		
1968 EXPENDITURES		1968 REVENUES			1968 PROPERTY TAX					
GENERAL GOVERNMENT		1968 Property Taxes Collected			4,549,011.63					
Governing Body & Public Boards		1968 Payments in Lieu of Taxes			55,000.00					
Municipal Clerk		Delinquent Tax & Lien Collections			130,510.85					
Financial Administration		30,617.08	Business Personalty Replacement Taxes			268,696.00				
Assessment of Taxes		27,517.50	Taxes from Public Utilities			336,948.01				
Collection of Taxes		35,622.72	Other Miscellaneous Tax Revenues			27,078.46				
Planning, Housing & Development		14,748.00	State Aid Revenues							
Elections			Federal Aid Revenues							
General Administration (other)		167,664.44	Sale of Acquired Property			143,925.52				
JUDICIARY			Other Miscellaneous Revenues			174,754.85				
Municipal Courts		12,851.18	Total 1968 Revenues			5,685,925.32				
PUBLIC SAFETY			Prior Years Surplus Appropriated			514,000.00				
Fire Protection		108,389.02	TOTAL REVENUES			6,199,925.32				
Police Protection		420,535.28	1968 REAL PROPERTY VALUATIONS - ASSESSED							
Civil Defense & Disaster Control		1,000.00	Code			Class				
Environmental Inspection & Control		25,772.00	1			Vacant Land				
Other Public Safety			2			Residential				
PUBLIC WORKS			3			Farm				
Streets and Drainage		407,278.12	4a			Commercial				
Sewers and Sewage Processing			4b			Industrial				
Garbage and Trash Disposal			4c			Apartments				
Public Buildings and Grounds		108,458.24	Total Valuation			100.01				
Other Public Works		10,000.00	CAPITAL DEBT AUTHORIZED, DECEMBER 31, 1968							
HEALTH and WELFARE			ISSUED AND UNISSUED			GROSS DEBT				
Health Services Except Environmental		55,610.00	School			3,177,000.00				
Welfare-Public Assistance		13,705.00	Self-liquidating			4,277,000.00				
Hospitals, Clinics, First Aid			Other			3,325,100.00				
Animal, Insect, & Rodent Control			Total			10,779,100.00				
Other Welfare Services			ISSUED AND OUTSTANDING							
RECREATION and CONSERVATION			School			3,177,000.00				
Beaches and Boardwalks			Self-liquidating			4,183,000.00				
Parks, Playgrounds, Shade Trees			Other			2,765,000.00				
Land Reclamation & Conservation			Total			10,125,000.00				
Other Recreational Services		46,455.00	EQUALIZED VALUATION BASIS			135,640,716.00				
EDUCATION (excluding schools)			1968 CAPITAL OUTLAY			191,449.16				
Libraries		67,054.00	Beaches and Boardwalks							
Other Educational Services		26,175.40	Parks and Playgrounds							
STATUTORY EXPENDITURES			Public Buildings and Grounds							
Pensions & F. I. C. A.		93,136.82	Vehicular Equipment							
Employee Fringe Benefits		24,700.00	Streets, Roads, Sidewalks, Storm Sewers							
Other Statutory Expenditures			Sewer System			191,449.16				
TOTAL MUNICIPAL FUNCTIONS		1,697,289.80	Water System							
CAPITAL IMPROVEMENTS		39,000.00	Other Utilities							
DEBT SERVICE			Hospitals and Clinics							
Principal Payments		267,000.00	Garbage and Trash Disposal Facilities							
Interest Payments		90,500.19	Health Equipment							
Other Debt Administration			Library and Education Facilities							
DEFERRED CHARGES		101,372.00	Conservation and Recreation							
SCHOOL, COUNTY, SPECIAL DISTRICT TAXES		3,596,054.54	Other Expenditures							
RESERVE FOR UNCOLLECTED TAXES		186,222.28								
TOTAL EXPENDITURES		5,977,438.81								

1223		SOUTH RIVER BORO				PER CAPITA:		PER CENT:		
Population 1960	13,397	Net Valuation Taxable	38,030,539	TAX RATE:		Gross Debt	185.44	Gross Debt	4.03	
Population 1968	16,630	State Equalized Value	81,296,577	General Rate Per \$100.		Net Debt	66.20	Net Debt	1.43	
		Net Valuation on Which County Taxes		Effective Tax Rate		Debt Service	5.28	Tax Levy Collected	96.25	
Moody Rating	BAA-1	are apportioned:	81,922,021	General Rate		Total Tax Levy	147.46	Tax Levy Cancelled, Abated		
Land Area	2.80 Sq. Miles	State Equalization Ratio	.4678	Municipal Functions		Municipal Functions	71.55	or Adjusted	.19	
1968 EXPENDITURES		1968 REVENUES			1968 PROPERTY TAX					
GENERAL GOVERNMENT		1968 Property Taxes Collected			2,360,544.51		Local District School Taxes			1,370,925.25
Governing Body & Public Boards		1968 Payments in Lieu of Taxes					Regional & Consolidated School Taxes			
Municipal Clerk		Delinquent Tax & Lien Collections			77,592.68		School Taxes in Municipal Budget			
Financial Administration		Business Personalty Replacement Taxes			85,957.00		County Taxes			422,724.14
Assessment of Taxes		Taxes from Public Utilities			77,445.35		County Library Taxes			
Collection of Taxes		Other Miscellaneous Tax Revenues			9,211.00		Local Municipal Purpose Taxes			639,600.44
Planning, Housing & Development		State Aid Revenues					Veteran & Senior Citizen Taxes			102,610.00
Elections		Federal Aid Revenues					Total Taxes for Rate Computation			2,535,859.83
General Administration (other)		Sale of Acquired Property					Special District Taxes			
JUDICIARY		Other Miscellaneous Revenues			294,666.91		Bank Stock Taxes			9,662.62
Municipal Courts		Total 1968 Revenues			2,905,417.45		Added and Omitted Taxes			9,490.07
PUBLIC SAFETY		Prior Years Surplus Appropriated			20,000.00		Total Taxes Levied			2,452,402.52
Fire Protection		TOTAL REVENUES			2,925,417.45		1968 TAXES COLLECTED			2,360,544.51
Police Protection							1968 Taxes Cancelled, Abated or Adjusted			4,871.83
Civil Defense & Disaster Control							Transfer To Tax Title Liens			
Environmental Inspection & Control							Balance Outstanding Dec. 31, 1968			86,986.18
Other Public Safety							PRIOR YEARS TAXES OUTSTANDING			
PUBLIC WORKS							Balance January 1, 1968			133,039.23
Streets and Drainage							Collected in 1968			71,282.22
Sewers and Sewage Processing							Cancelled, Abated or Adjusted (1968)			
Garbage and Trash Disposal							Transfers to Tax Title Liens			
Public Buildings and Grounds							Balance December 31, 1968			61,757.01
Other Public Works							TAX TITLE LIENS OUTSTANDING			
HEALTH and WELFARE							Balance January 1, 1968			7,742.99
Health Services Except Environmental							Transfers From Taxes			
Welfare-Public Assistance							Redeemed in 1968			6,310.46
Hospitals, Clinics, First Aid							Cancelled, Abated or Adjusted (1968)			
Animal, Insect, & Rodent Control							Balance December 31, 1968			1,432.53
Other Welfare Services							PROPERTY ACQUIRED BY DEED OR FORECLOSURE			
RECREATION and CONSERVATION							Balance January 1, 1968			54,128.50
Beaches and Boardwalks							Transfers From Liens			
Parks, Playgrounds, Shade Trees							Sale for Cash (1968)			
Land Reclamation & Conservation							Cancelled, Abated or Adjusted (1968)			
Other Recreational Services							Balance December 31, 1968			54,128.50
EDUCATION (excluding schools)							CURRENT FINANCES DECEMBER 31, 1968			
Libraries							ASSETS			
Other Educational Services							Cash on Hand Dec. 31, 1968			311,842.91
STATUTORY EXPENDITURES							Taxes Receivable			148,743.19
Pensions & F. I. C. A.							Tax Title Liens			1,432.53
Employee Fringe Benefits							Foreclosed Property			54,128.50
Other Statutory Expenditures							Emergencies & Other Deferred Charges			18,297.21
TOTAL MUNICIPAL FUNCTIONS		962,413.96			215,058.84		State Aid Receivable			32,266.00
CAPITAL IMPROVEMENTS		15,000.00					Other Receivables			3,576.96
DEBT SERVICE							Total			570,287.30
Principal Payments		54,000.00					LIABILITIES			
Interest Payments		33,948.00					Cash Liabilities			137,459.32
Other Debt Administration		5,401.25					Reserves For Receivables			207,881.18
DEFERRED CHARGES							Surplus on Hand Dec. 31, 1968			224,946.80
SCHOOL, COUNTY, SPECIAL DISTRICT TAXES		1,793,649.39					Total			570,287.30
RESERVE FOR UNCOLLECTED TAXES		119,184.11								
TOTAL EXPENDITURES		2,983,596.71			49,112.31					

1529		SOUTH TOMS RIVER BOR				PER CAPITA:		PER CENT:	
Population 1960	1,603	Net Valuation Taxable	11,614,947	TAX RATE:		Gross Debt	143.69	Gross Debt	3.75
Population 1968	3,400	State Equalized Value	13,714,661	General Rate Per \$100.	2.80	Net Debt	4.70	Net Debt	.12
		Net Valuation on Which County Taxes		Effective Tax Rate		Debt Service	1.63	Tax Levy Collected	94.60
Moody Rating		are apportioned:	13,114,518	General Rate	2.37	Total Tax Levy	89.90	Tax Levy Cancelled, Abated	
Land Area	1.40 Sq. Miles	State Equalization Ratio	.8469	Municipal Functions	.86	Municipal Functions	35.08	or Adjusted	
1968 EXPENDITURES		1968 REVENUES			1968 PROPERTY TAX				
GENERAL GOVERNMENT		1968 Property Taxes Collected			289,185.25				
Governing Body & Public Boards		1968 Payments in Lieu of Taxes							
Municipal Clerk		Delinquent Tax & Lien Collections			15,677.66				
Financial Administration		Business Personalty Replacement Taxes			11,148.00				
Assessment of Taxes		Taxes from Public Utilities			39,480.81				
Collection of Taxes		Other Miscellaneous Tax Revenues							
Planning, Housing & Development		State Aid Revenues			958.00				
Elections		Federal Aid Revenues							
General Administration (other)		Sale of Acquired Property							
JUDICIARY		Other Miscellaneous Revenues			19,275.97				
Municipal Courts		Total 1968 Revenues			375,725.69				
PUBLIC SAFETY		Prior Years Surplus Appropriated			20,000.00				
Fire Protection		TOTAL REVENUES			395,725.69				
Police Protection		1968 REAL PROPERTY VALUATIONS - ASSESSED							
Civil Defense & Disaster Control		Code Class %							
Environmental Inspection & Control		1 Vacant Land 2.93			335,090.00				
Other Public Safety		2 Residential 84.26			9,641,380.00				
PUBLIC WORKS		3 Farm							
Streets and Drainage		4a Commercial 11.56			1,322,360.00				
Sewers and Sewage Processing		4b Industrial .83			94,530.00				
Garbage and Trash Disposal		4c Apartments .43			48,800.00				
Public Buildings and Grounds		Total Valuation 100.01			11,442,160.00				
Other Public Works		CAPITAL DEBT AUTHORIZED, DECEMBER 31, 1968							
HEALTH and WELFARE		ISSUED AND UNISSUED			GROSS DEBT				
Health Services Except Environmental		School			472,552.22				
Welfare-Public Assistance		Self-liquidating			16,000.00				
Hospitals, Clinics, First Aid		Other			488,552.22				
Animal, Insect, & Rodent Control		Total			16,000.00				
Other Welfare Services		ISSUED AND OUTSTANDING							
RECREATION and CONSERVATION		School			428,242.70				
Beaches and Boardwalks		Self-liquidating			16,000.00				
Parks, Playgrounds, Shade Trees		Other			444,242.70				
Land Reclamation & Conservation		Total			13,011,190.00				
Other Recreational Services		EQUALIZED VALUATION BASIS							
EDUCATION (excluding schools)		1968 CAPITAL OUTLAY							
Libraries		Beaches and Boardwalks							
Other Educational Services		Parks and Playgrounds							
STATUTORY EXPENDITURES		Public Buildings and Grounds							
Pensions & F. I. C. A.		Vehicular Equipment							
Employee Fringe Benefits		Streets, Roads, Sidewalks, Storm Sewers							
Other Statutory Expenditures		Sewer System							
TOTAL MUNICIPAL FUNCTIONS		Water System							
CAPITAL IMPROVEMENTS		Other Utilities							
DEBT SERVICE		Hospitals and Clinics							
Principal Payments		Garbage and Trash Disposal Facilities							
Interest Payments		Health Equipment							
Other Debt Administration		Library and Education Facilities							
DEFERRED CHARGES		Conservation and Recreation							
SCHOOL, COUNTY, SPECIAL DISTRICT TAXES		Other Expenditures							
RESERVE FOR UNCOLLECTED TAXES									
TOTAL EXPENDITURES									

1918		SPARTA TWP				PER CAPITA:		PER CENT:		
Population 1960	6,717	Net Valuation Taxable	94,614,200	TAX RATE:		Gross Debt	246.24	Gross Debt	3.13	
Population 1968	10,120	State Equalized Value	84,086,562	General Rate Per \$100.		Net Debt	26.58	Net Debt	.33	
		Net Valuation on Which County Taxes		Effective Tax Rate		Debt Service	1.36	Tax Levy Collected	88.55	
Moody Rating		are apportioned:	84,273,112	General Rate		Total Tax Levy	287.93	Tax Levy Cancelled, Abated		
Land Area	38.80 Sq. Miles	State Equalization Ratio	1.1252	Municipal Functions		Municipal Functions	107.12	or Adjusted	1.85	
1968 EXPENDITURES		1968 REVENUES		1968 PROPERTY TAX						
GENERAL GOVERNMENT		1968 Property Taxes Collected		2,580,452.79		Local District School Taxes				1,734,672.51
Governing Body & Public Boards		1968 Payments in Lieu of Taxes				Regional & Consolidated School Taxes				
Municipal Clerk		Delinquent Tax & Lien Collections		186,644.87		School Taxes in Municipal Budget				
Financial Administration		Business Personalty Replacement Taxes		81,759.00		County Taxes				598,997.39
Assessment of Taxes		Taxes from Public Utilities		93,830.74		County Library Taxes				29,601.97
Collection of Taxes		Other Miscellaneous Tax Revenues				Local Municipal Purpose Taxes				510,927.72
Planning, Housing & Development		State Aid Revenues		8,583.00		Veteran & Senior Citizen Taxes				57,500.00
Elections		Federal Aid Revenues				Total Taxes for Rate Computation				2,931,699.59
General Administration (other)		Sale of Acquired Property				Special District Taxes				5,999.85
JUDICIARY		Other Miscellaneous Revenues		124,127.72		Bank Stock Taxes				2,842.11
Municipal Courts		Total 1968 Revenues		3,075,398.12		Added and Omitted Taxes				30,842.61
PUBLIC SAFETY		Prior Years Surplus Appropriated		130,461.00		Total Taxes Levied				2,913,884.16
Fire Protection		TOTAL REVENUES		3,205,859.12		1968 TAXES COLLECTED				2,580,452.79
Police Protection						1968 Taxes Cancelled, Abated or Adjusted				53,967.86
Civil Defense & Disaster Control						Transfer To Tax Title Liens				2,735.25
Environmental Inspection & Control						Balance Outstanding Dec. 31, 1968				276,792.27
Other Public Safety										
PUBLIC WORKS		1968 REAL PROPERTY VALUATIONS - ASSESSED				PRIOR YEARS TAXES OUTSTANDING				
Streets and Drainage		Code		Class		Balance January 1, 1968				186,897.17
Sewers and Sewage Processing		1		Vacant Land		Collected in 1968				182,181.97
Garbage and Trash Disposal		2		Residential		Cancelled, Abated or Adjusted (1968)				1,684.82
Public Buildings and Grounds		3		Farm		Transfers to Tax Title Liens				
Other Public Works		4a		Commercial		Balance December 31, 1968				3,030.38
HEALTH and WELFARE		4b		Industrial		TAX TITLE LIENS OUTSTANDING				
Health Services Except Environmental		4c		Apartments		Balance January 1, 1968				10,980.01
Welfare-Public Assistance		Total Valuation		100.01		Transfers From Taxes				2,735.25
Hospitals, Clinics, First Aid						Redeemed in 1968				4,462.90
Animal, Insect, & Rodent Control						Cancelled, Abated or Adjusted (1968)				
Other Welfare Services						Balance December 31, 1968				9,252.36
RECREATION and CONSERVATION						PROPERTY ACQUIRED BY DEED OR FORECLOSURE				
Beaches and Boardwalks						Balance January 1, 1968				15,190.00
Parks, Playgrounds, Shade Trees						Transfers From Liens				
Land Reclamation & Conservation						Sale for Cash (1968)				
Other Recreational Services						Cancelled, Abated or Adjusted (1968)				
EDUCATION (excluding schools)						Balance December 31, 1968				15,190.00
Libraries						CURRENT FINANCES DECEMBER 31, 1968				
Other Educational Services						ASSETS				
STATUTORY EXPENDITURES						Cash on Hand Dec. 31, 1968				250,488.12
Pensions & F. I. C. A.						Taxes Receivable				279,822.65
Employee Fringe Benefits						Tax Title Liens				9,252.36
Other Statutory Expenditures						Foreclosed Property				15,190.00
TOTAL MUNICIPAL FUNCTIONS						Emergencies & Other Deferred Charges				6,000.00
CAPITAL IMPROVEMENTS						State Aid Receivable				56,094.42
DEBT SERVICE						Other Receivables				28,430.62
Principal Payments						Total				645,278.17
Interest Payments						LIABILITIES				
Other Debt Administration						Cash Liabilities				170,047.32
DEFERRED CHARGES						Reserves For Receivables				332,695.63
SCHOOL, COUNTY, SPECIAL DISTRICT TAXES						Surplus on Hand Dec. 31, 1968				142,535.22
RESERVE FOR UNCOLLECTED TAXES						Total				645,278.17
TOTAL EXPENDITURES										

1224	SPOTSWOOD BORO				PER CAPITA:		PER CENT:			
Population 1960	5,788	Net Valuation Taxable	18,860,021	TAX RATE:		Gross Debt	604.59	Gross Debt	11.94	
Population 1968	7,510	State Equalized Value	40,506,917	General Rate Per \$100.		Net Debt	291.62	Net Debt	5.76	
		Net Valuation on Which County Taxes		Effective Tax Rate		Debt Service	5.28	Tax Levy Collected 97.80		
Moody Rating	BA	are apportioned:	45,012,505	General Rate		Total Tax Levy	188.88	Tax Levy Cancelled, Abated		
Land Area	2.30 Sq. Miles	State Equalization Ratio	.4656	Municipal Functions		Municipal Functions	92.54	or Adjusted .20		
1968 EXPENDITURES		1968 REVENUES		1968 PROPERTY TAX						
GENERAL GOVERNMENT										
Governing Body & Public Boards	3,100.00	1968 Property Taxes Collected		1,387,396.29		Local District School Taxes				865,890.00
Municipal Clerk	8,700.00	1968 Payments in Lieu of Taxes				Regional & Consolidated School Taxes				
Financial Administration	4,000.00	Delinquent Tax & Lien Collections		24,147.38		School Taxes in Municipal Budget				
Assessment of Taxes	4,975.00	Business Personalty Replacement Taxes		205,000.00		County Taxes				224,459.97
Collection of Taxes	19,675.00	Taxes from Public Utilities		64,353.21		County Library Taxes				
Planning, Housing & Development	1,620.00	Other Miscellaneous Tax Revenues				Local Municipal Purpose Taxes				311,719.44
Elections	2,250.00	State Aid Revenues		8,810.99		Veteran & Senior Citizen Taxes				44,970.00
General Administration (other)	26,600.00	Federal Aid Revenues				Total Taxes for Rate Computation				1,447,039.41
JUDICIARY		Sale of Acquired Property				Special District Taxes				
Municipal Courts	7,200.00	Other Miscellaneous Revenues		26,153.27		Bank Stock Taxes				1,280.56
PUBLIC SAFETY		Total 1968 Revenues		1,715,861.14		Added and Omitted Taxes				15,198.86
Fire Protection	12,700.00	Prior Years Surplus Appropriated		58,900.00		Total Taxes Levied				1,418,548.83
Police Protection	108,000.00	TOTAL REVENUES		1,774,761.14		1968 TAXES COLLECTED				1,387,396.29
Civil Defense & Disaster Control	2,000.00					1968 Taxes Cancelled, Abated or Adjusted				2,846.86
Environmental Inspection & Control	5,700.00					Transfer To Tax Title Liens				
Other Public Safety						Balance Outstanding Dec. 31, 1968				32,260.91
PUBLIC WORKS		1968 REAL PROPERTY VALUATIONS - ASSESSED				PRIOR YEARS TAXES OUTSTANDING				
Streets and Drainage	72,400.00	Code	Class	%		Balance January 1, 1968				24,009.71
Sewers and Sewage Processing		1	Vacant Land	1.65	305,360.00	Collected in 1968				24,009.71
Garbage and Trash Disposal	53,000.00	2	Residential	79.42	14,719,530.00	Cancelled, Abated or Adjusted (1968)				
Public Buildings and Grounds	21,000.00	3	Farm	.13	23,770.00	Transfers to Tax Title Liens				
Other Public Works		4a	Commercial	3.31	613,030.00	Balance December 31, 1968				
HEALTH and WELFARE		4b	Industrial	12.04	2,230,870.00	PROPERTY ACQUIRED BY DEED OR				
Health Services Except Environmental	7,150.00	4c	Apartments	3.46	640,820.00	FORECLOSURE				
Welfare-Public Assistance	6,750.00	Total Valuation 100.01			18,533,380.00	Balance January 1, 1968				6,200.00
Hospitals, Clinics, First Aid		CAPITAL DEBT AUTHORIZED, DECEMBER 31, 1968				Transfers From Liens				
Animal, Insect, & Rodent Control	2,000.00	ISSUED AND UNISSUED			GROSS DEBT	Sale for Cash (1968)				
Other Welfare Services		School			928,000.00	Cancelled, Abated or Adjusted (1968)				
RECREATION and CONSERVATION		Self-liquidating			1,797,000.00	Balance December 31, 1968				5,350.97
Beaches and Boardwalks		Other			1,815,519.00	PROPERTY ACQUIRED BY DEED OR				
Parks, Playgrounds, Shade Trees	250.00	Total			4,540,519.00	FORECLOSURE				
Land Reclamation & Conservation		ISSUED AND OUTSTANDING				Balance January 1, 1968				6,200.00
Other Recreational Services	10,500.00	School			425,000.00	Transfers From Liens				
EDUCATION (excluding schools)		Self-liquidating			1,797,000.00	Sale for Cash (1968)				
Libraries	11,500.00	Other			1,802,000.00	Cancelled, Abated or Adjusted (1968)				
Other Educational Services		Total			4,024,000.00	Balance December 31, 1968				6,200.00
STATUTORY EXPENDITURES		EQUALIZED VALUATION BASIS			38,001,575.67	CURRENT FINANCES DECEMBER 31, 1968				
Pensions & F. I. C. A.	14,950.00	1968 CAPITAL OUTLAY			748,315.75	ASSETS				
Employee Fringe Benefits	6,000.00	Beaches and Boardwalks				Cash on Hand Dec. 31, 1968				203,901.07
Other Statutory Expenditures		Parks and Playgrounds				Taxes Receivable				32,260.91
TOTAL MUNICIPAL FUNCTIONS	412,020.00	Public Buildings and Grounds			1,410.89	Tax Title Liens				5,350.97
CAPITAL IMPROVEMENTS	25,000.00	Vehicular Equipment				Foreclosed Property				6,200.00
DEBT SERVICE		Streets, Roads, Sidewalks, Storm Sewers			9,306.34	Emergencies & Other Deferred Charges				15,500.00
Principal Payments	5,000.00	Sewer System			584,231.55	State Aid Receivable				35,886.00
Interest Payments	34,666.00	Water System			153,366.97	Other Receivables				17,223.87
Other Debt Administration		Other Utilities				Total				316,322.82
DEFERRED CHARGES	154,300.00	Hospitals and Clinics				LIABILITIES				
SCHOOL, COUNTY, SPECIAL DISTRICT TAXES	1,090,349.97	Garbage and Trash Disposal Facilities				Cash Liabilities				82,473.34
RESERVE FOR UNCOLLECTED TAXES	64,000.00	Health Equipment				Reserves For Receivables				61,035.75
TOTAL EXPENDITURES	1,785,335.97	Library and Education Facilities				Surplus on Hand Dec. 31, 1968				172,813.73
		Conservation and Recreation				Total				316,322.82
		Other Expenditures								

0334		SPRINGFIELD TWP				PER CAPITA:		PER CENT:		
Population 1960	1,956	Net Valuation Taxable	13,738,044	TAX RATE:		Gross Debt	255.34	Gross Debt	3.31	
Population 1968	2,530	State Equalized Value	21,458,987	General Rate Per \$100.		Net Debt		Net Debt		
		Net Valuation on Which County Taxes		Effective Tax Rate		Debt Service		Tax Levy Collected	89.03	
Moody Rating		are apportioned:	20,954,285	General Rate		Total Tax Levy	189.66	Tax Levy Cancelled, Abated		
Land Area	29.58 Sq. Miles	State Equalization Ratio	.6402	Municipal Functions		Municipal Functions	71.88	or Adjusted		
1968 EXPENDITURES		1968 REVENUES				1968 PROPERTY TAX				
GENERAL GOVERNMENT										
Governing Body & Public Boards		1968 Property Taxes Collected				Local District School Taxes				
Municipal Clerk		1968 Payments in Lieu of Taxes				Regional & Consolidated School Taxes				
Financial Administration		3,050.00	Delinquent Tax & Lien Collections		51,236.97	School Taxes in Municipal Budget				
Assessment of Taxes		1,650.00	Business Personality Replacement Taxes		16,615.00	County Taxes				
Collection of Taxes		2,545.00	Taxes from Public Utilities		41,712.16	County Library Taxes				
Planning, Housing & Development		1,655.00	Other Miscellaneous Tax Revenues			Local Municipal Purpose Taxes				
Elections			State Aid Revenues		4,977.00	Veteran & Senior Citizen Taxes				
General Administration (other)		18,500.00	Federal Aid Revenues			Total Taxes for Rate Computation				
JUDICIARY			Sale of Acquired Property			Special District Taxes				
Municipal Courts		3,225.00	Other Miscellaneous Revenues		31,440.27	Bank Stock Taxes				
PUBLIC SAFETY			Total 1968 Revenues		573,231.09	Added and Omitted Taxes				
Fire Protection		5,550.00	Prior Years Surplus Appropriated		30,000.00	Total Taxes Levied				
Police Protection		12,700.00	TOTAL REVENUES		603,231.09	1968 TAXES COLLECTED				
Civil Defense & Disaster Control		750.00					1968 Taxes Cancelled, Abated or Adjusted			
Environmental Inspection & Control		550.00					Transfer To Tax Title Liens			
Other Public Safety			1968 REAL PROPERTY VALUATIONS - ASSESSED				Balance Outstanding Dec. 31, 1968			
PUBLIC WORKS			Code	Class	%					
Streets and Drainage		50,030.00	1	Vacant Land	2.41	323,375.00				
Sewers and Sewage Processing			2	Residential	38.75	5,209,900.00				
Garbage and Trash Disposal		100.00	3	Farm	44.23	5,946,650.00				
Public Buildings and Grounds		2,200.00	4a	Commercial	14.61	1,964,150.00				
Other Public Works			4b	Industrial						
HEALTH and WELFARE			4c	Apartments						
Health Services Except Environmental		500.00	Total Valuation		100.00	13,444,075.00				
Welfare-Public Assistance		1,750.00	CAPITAL DEBT AUTHORIZED, DECEMBER 31, 1968				TAX TITLE LIENS OUTSTANDING			
Hospitals, Clinics, First Aid			ISSUED AND UNISSUED			Balance January 1, 1968				
Animal, Insect, & Rodent Control			School		646,017.53	Transfers From Taxes				
Other Welfare Services			Self-liquidating			Redeemed in 1968				
RECREATION and CONSERVATION			Other			Cancelled, Abated or Adjusted (1968)				
Beaches and Boardwalks			Total		646,017.53	Balance December 31, 1968				
Parks, Playgrounds, Shade Trees		450.00	ISSUED AND OUTSTANDING			PROPERTY ACQUIRED BY DEED OR				
Land Reclamation & Conservation			School			FORECLOSURE				
Other Recreational Services		250.00	Self-liquidating			Balance January 1, 1968				
EDUCATION (excluding schools)			Other			Transfers From Liens				
Libraries			Total		646,017.53	Sale for Cash (1968)				
Other Educational Services			EQUALIZED VALUATION BASIS			Cancelled, Abated or Adjusted (1968)				
STATUTORY EXPENDITURES			19,468,505.00			Balance December 31, 1968				
Pensions & F. I. C. A.		1,500.00	1968 CAPITAL OUTLAY			CURRENT FINANCES DECEMBER 31, 1968				
Employee Fringe Benefits			Beaches and Boardwalks			ASSETS				
Other Statutory Expenditures			Parks and Playgrounds			Cash on Hand Dec. 31, 1968				
TOTAL MUNICIPAL FUNCTIONS		106,955.00	Public Buildings and Grounds			Taxes Receivable				
CAPITAL IMPROVEMENTS		500.00	Vehicular Equipment			Tax Title Liens				
DEBT SERVICE			Streets, Roads, Sidewalks, Storm Sewers			Foreclosed Property				
Principal Payments			Sewer System			Emergencies & Other Deferred Charges				
Interest Payments			Water System			State Aid Receivable				
Other Debt Administration			Other Utilities			Other Receivables				
DEFERRED CHARGES		3,954.67	Hospitals and Clinics			Total				
SCHOOL, COUNTY, SPECIAL DISTRICT TAXES		430,988.93	Garbage and Trash Disposal Facilities			LIABILITIES				
RESERVE FOR UNCOLLECTED TAXES		70,465.33	Health Equipment			Cash Liabilities				
TOTAL EXPENDITURES		612,863.93	Library and Education Facilities			Reserves For Receivables				
			Conservation and Recreation			Surplus on Hand Dec. 31, 1968				
			Other Expenditures			Total				

2017
Population 1960 14,467
Population 1968 16,430

Moody Rating A
Land Area 5.20 Sq. Miles

Net Valuation Taxable 69,708,900
State Equalized Value 165,736,804
Net Valuation on Which County Taxes
are apportioned: 170,396,189
State Equalization Ratio .4206

SPRINGFIELD TWP

TAX RATE:
General Rate Per \$100. 7.17
Effective Tax Rate
General Rate 3.01
Municipal Functions 1.24

PER CAPITA:
Gross Debt 371.28
Net Debt 112.40
Debt Service 7.87
Total Tax Levy 301.74
Municipal Functions 125.66

PER CENT:
Gross Debt 3.88
Net Debt 1.17
Tax Levy Collected 98.61
Tax Levy Cancelled, Abated
or Adjusted .16

1968 EXPENDITURES		1968 REVENUES		1968 PROPERTY TAX	
GENERAL GOVERNMENT		1968 Property Taxes Collected		Local District School Taxes	1,950,656.45
Governing Body & Public Boards		1968 Payments in Lieu of Taxes	4,888,936.54	Regional & Consolidated School Taxes	1,227,440.66
Municipal Clerk		Delinquent Tax & Lien Collections	16,279.66	School Taxes in Municipal Budget	
Financial Administration	16,500.00	Business Personalty Replacement Taxes	87,482.55	County Taxes	699,248.94
Assessment of Taxes	18,750.00	Taxes from Public Utilities	271,285.00	County Library Taxes	
Collection of Taxes	14,135.00	Other Miscellaneous Tax Revenues	247,468.18	Local Municipal Purpose Taxes	1,028,205.60
Planning, Housing & Development	14,750.00	State Aid Revenues	9,070.62	Veteran & Senior Citizen Taxes	90,390.00
Elections		Federal Aid Revenues		Total Taxes for Rate Computation	4,995,941.65
General Administration (other)	145,780.00	Sale of Acquired Property	2,000.00	Special District Taxes	
JUDICIARY		Other Miscellaneous Revenues	181,234.14	Bank Stock Taxes	3,393.67
Municipal Courts	13,400.00	Total 1968 Revenues	5,703,756.69	Added and Omitted Taxes	48,727.32
PUBLIC SAFETY		Prior Years Surplus Appropriated	365,000.00	Total Taxes Levied	4,957,672.64
Fire Protection	201,580.00	TOTAL REVENUES	6,068,756.69	1968 TAXES COLLECTED	4,888,936.54
Police Protection	408,530.00			1968 Taxes Cancelled, Abated or Adjusted	8,219.42
Civil Defense & Disaster Control	4,850.00	1968 REAL PROPERTY VALUATIONS - ASSESSED		Transfer To Tax Title Liens	121.89
Environmental Inspection & Control	13,650.00			Balance Outstanding Dec. 31, 1968	62,581.27
Other Public Safety					
PUBLIC WORKS				PRIOR YEARS TAXES OUTSTANDING	
Streets and Drainage	123,925.00			Balance January 1, 1968	114,653.73
Sewers and Sewage Processing	54,900.00			Collected in 1968	82,025.87
Garbage and Trash Disposal	134,625.00			Cancelled, Abated or Adjusted (1968)	2,076.53
Public Buildings and Grounds	87,150.00			Transfers to Tax Title Liens	1,310.03
Other Public Works	32,515.00			Balance December 31, 1968	29,241.30
HEALTH and WELFARE				TAX TITLE LIENS OUTSTANDING	
Health Services Except Environmental	30,045.00			Balance January 1, 1968	5,723.16
Welfare-Public Assistance	2,975.00			Transfers From Taxes	1,534.36
Hospitals, Clinics, First Aid	10,000.00			Redeemed in 1968	5,456.68
Animal, Insect, & Rodent Control	4,400.00			Cancelled, Abated or Adjusted (1968)	
Other Welfare Services				Balance December 31, 1968	1,800.84
RECREATION and CONSERVATION				PROPERTY ACQUIRED BY DEED OR FORECLOSURE	
Beaches and Boardwalks				Balance January 1, 1968	14,540.00
Parks, Playgrounds, Shade Trees	59,740.00			Transfers From Liens	
Land Reclamation & Conservation				Sale for Cash (1968)	2,000.00
Other Recreational Services	2,250.00			Cancelled, Abated or Adjusted (1968)	
EDUCATION (excluding schools)				Balance December 31, 1968	12,540.00
Libraries	132,850.00			CURRENT FINANCES DECEMBER 31, 1968	
Other Educational Services				ASSETS	
STATUTORY EXPENDITURES				Cash on Hand Dec. 31, 1968	2,194,102.46
Pensions & F. I. C. A.	113,850.00			Taxes Receivable	91,822.57
Employee Fringe Benefits	26,000.00			Tax Title Liens	1,800.84
Other Statutory Expenditures				Foreclosed Property	12,540.00
TOTAL MUNICIPAL FUNCTIONS	1,667,150.00			Emergencies & Other Deferred Charges	25,325.00
CAPITAL IMPROVEMENTS	34,825.00			State Aid Receivable	971.00
DEBT SERVICE				Other Receivables	4,940.91
Principal Payments	79,000.00			Total	2,331,502.78
Interest Payments	50,455.00			LIABILITIES	
Other Debt Administration				Cash Liabilities	1,675,682.05
DEFERRED CHARGES				Reserves For Receivables	111,104.32
SCHOOL, COUNTY, SPECIAL DISTRICT TAXES	3,877,346.05			Surplus on Hand Dec. 31, 1968	544,716.41
RESERVE FOR UNCOLLECTED TAXES	233,292.27			Total	2,331,502.78
TOTAL EXPENDITURES	5,942,068.32				

1348
Population 1960 **2,922**
Population 1968 **3,160**

Moody Rating **A**
Land Area **1.30** Sq. Miles

Net Valuation Taxable **48,333,563**
State Equalized Value **72,725,794**
Net Valuation on Which County Taxes
are apportioned: **67,012,007**
State Equalization Ratio **.6646**

SPRING LAKE BORO

TAX RATE:
General Rate Per \$100. **2.54**
Effective Tax Rate
General Rate **1.68**
Municipal Functions **1.09**

PER CAPITA:
Gross Debt **339.97**
Net Debt **287.19**
Debt Service **23.56**
Total Tax Levy **383.90**
Municipal Functions **251.35**

PER CENT:
Gross Debt **1.69**
Net Debt **1.43**
Tax Levy Collected **95.28**
Tax Levy Cancelled, Abated
or Adjusted **.12**

1968 EXPENDITURES		1968 REVENUES		1968 PROPERTY TAX	
GENERAL GOVERNMENT		1968 Property Taxes Collected		Local District School Taxes	
Governing Body & Public Boards			1,155,921.57		435,276.00
Municipal Clerk		1968 Payments in Lieu of Taxes		Regional & Consolidated School Taxes	
Financial Administration	3,000.00	Delinquent Tax & Lien Collections	39,728.87	School Taxes in Municipal Budget	
Assessment of Taxes	3,900.00	Business Personalty Replacement Taxes	12,143.00	County Taxes	394,049.37
Collection of Taxes	11,043.00	Taxes from Public Utilities	72,190.03	County Library Taxes	
Planning, Housing & Development	2,300.00	Other Miscellaneous Tax Revenues		Local Municipal Purpose Taxes	377,190.38
Elections		State Aid Revenues	2,963.00	Veteran & Senior Citizen Taxes	20,620.00
General Administration (other)	95,545.99	Federal Aid Revenues		Total Taxes for Rate Computation	1,227,135.75
JUDICIARY		Sale of Acquired Property		Special District Taxes	
Municipal Courts	3,616.00	Other Miscellaneous Revenues	190,779.89	Bank Stock Taxes	2,809.62
PUBLIC SAFETY		Total 1968 Revenues	1,473,726.36	Added and Omitted Taxes	3,807.79
Fire Protection	6,600.00	Prior Years Surplus Appropriated	217,500.00	Total Taxes Levied	1,213,133.16
Police Protection	121,500.00	TOTAL REVENUES	1,691,226.36	1968 TAXES COLLECTED	1,155,921.57
Civil Defense & Disaster Control	300.00			1968 Taxes Cancelled, Abated or Adjusted	1,517.65
Environmental Inspection & Control				Transfer To Tax Title Liens	792.48
Other Public Safety				Balance Outstanding Dec. 31, 1968	54,901.46
PUBLIC WORKS		1968 REAL PROPERTY VALUATIONS - ASSESSED		PRIOR YEARS TAXES OUTSTANDING	
Streets and Drainage	77,900.00	Code	Class	Balance January 1, 1968	41,360.62
Sewers and Sewage Processing	28,200.00	1	Vacant Land	Collected in 1968	38,546.69
Garbage and Trash Disposal	49,500.00	2	Residential	Cancelled, Abated or Adjusted (1968)	494.00
Public Buildings and Grounds	11,000.00	3	Farm	Transfers to Tax Title Liens	
Other Public Works		4a	Commercial	Balance December 31, 1968	2,319.93
HEALTH and WELFARE		4b	Industrial		
Health Services Except Environmental	2,400.00	4c	Apartments		
Welfare-Public Assistance	3,600.00	Total Valuation	100.00	TAX TITLE LIENS OUTSTANDING	
Hospitals, Clinics, First Aid				Balance January 1, 1968	2,372.80
Animal, Insect, & Rodent Control	300.00	CAPITAL DEBT AUTHORIZED, DECEMBER 31, 1968		Transfers From Taxes	828.33
Other Welfare Services		ISSUED AND UNISSUED	GROSS DEBT	Redeemed in 1968	1,182.18
RECREATION and CONSERVATION		School	166,767.91	Cancelled, Abated or Adjusted (1968)	
Beaches and Boardwalks	94,835.00	Self-liquidating	907,548.58	Balance December 31, 1968	2,018.95
Parks, Playgrounds, Shade Trees	27,400.00	Other	1,074,316.49	PROPERTY ACQUIRED BY DEED OR FORECLOSURE	
Land Reclamation & Conservation		Total		Balance January 1, 1968	11,000.00
Other Recreational Services				Transfers From Liens	
EDUCATION (excluding schools)		ISSUED AND OUTSTANDING		Sale for Cash (1968)	
Libraries	16,134.00	School	166,000.00	Cancelled, Abated or Adjusted (1968)	
Other Educational Services		Self-liquidating	544,000.00	Balance December 31, 1968	11,000.00
STATUTORY EXPENDITURES		Other	710,000.00	CURRENT FINANCES DECEMBER 31, 1968	
Pensions & F. I. C. A.	51,083.00	Total		ASSETS	
Employee Fringe Benefits	3,300.00	EQUALIZED VALUATION BASIS	63,346,204.00	Cash on Hand Dec. 31, 1968	590,709.43
Other Statutory Expenditures		1968 CAPITAL OUTLAY	78,940.85	Taxes Receivable	57,221.39
TOTAL MUNICIPAL FUNCTIONS	613,456.99	Beaches and Boardwalks		Tax Title Liens	2,018.95
CAPITAL IMPROVEMENTS	3,000.00	Parks and Playgrounds	10,000.00	Foreclosed Property	11,000.00
DEBT SERVICE		Public Buildings and Grounds		Emergencies & Other Deferred Charges	7,926.00
Principal Payments	55,000.00	Vehicular Equipment		State Aid Receivable	10,463.00
Interest Payments	19,478.00	Streets, Roads, Sidewalks, Storm Sewers		Other Receivables	35,500.00
Other Debt Administration		Sewer System		Total	714,838.77
DEFERRED CHARGES	7,244.00	Water System		LIABILITIES	
SCHOOL, COUNTY, SPECIAL DISTRICT TAXES	829,325.37	Other Utilities		Cash Liabilities	342,346.65
RESERVE FOR UNCOLLECTED TAXES	96,108.00	Hospitals and Clinics		Reserves For Receivables	105,740.34
TOTAL EXPENDITURES	1,623,612.36	Garbage and Trash Disposal Facilities		Surplus on Hand Dec. 31, 1968	266,751.78
		Health Equipment		Total	714,838.77
		Library and Education Facilities			
		Conservation and Recreation			
		Other Expenditures	68,940.85		

1349		SPRING LAKE HEIGHTS				PER CAPITA:		PER CENT:			
Population 1960	3,309	Net Valuation Taxable	19,700,234	TAX RATE:		Gross Debt	322.99	Gross Debt	6.48		
Population 1968	4,470	State Equalized Value	26,453,919	General Rate Per \$100.		Net Debt	72.43	Net Debt	1.45		
		Net Valuation on Which County Taxes		Effective Tax Rate		Debt Service	4.13	Tax Levy Collected	92.55		
Moody Rating	BAA	are apportioned:	24,519,429	General Rate		Total Tax Levy	164.52	Tax Levy Cancelled, Abated			
Land Area	1.40 Sq. Miles	State Equalization Ratio	.7447	Municipal Functions		Municipal Functions	79.60	or Adjusted			
1968 EXPENDITURES		1968 REVENUES			1968 PROPERTY TAX						
GENERAL GOVERNMENT											
Governing Body & Public Boards		1968 Property Taxes Collected			680,661.77		Local District School Taxes			423,440.00	
Municipal Clerk		1968 Payments in Lieu of Taxes					Regional & Consolidated School Taxes				
Financial Administration		3,625.00	Delinquent Tax & Lien Collections			38,809.84	School Taxes in Municipal Budget				
Assessment of Taxes		16,296.00	Business Personalty Replacement Taxes			8,428.00	County Taxes			144,217.23	
Collection of Taxes		4,416.00	Taxes from Public Utilities			50,752.35	County Library Taxes			5,196.27	
Planning, Housing & Development		2,870.00	Other Miscellaneous Tax Revenues				Local Municipal Purpose Taxes			144,902.68	
Elections		925.00	State Aid Revenues			3,678.50	Veteran & Senior Citizen Taxes			24,360.00	
General Administration (other)		35,353.37	Federal Aid Revenues				Total Taxes for Rate Computation			742,116.18	
JUDICIARY		Sale of Acquired Property			6,850.00	Special District Taxes					
Municipal Courts		3,420.00	Other Miscellaneous Revenues			25,863.48	Bank Stock Taxes			919.48	
PUBLIC SAFETY		Total 1968 Revenues			815,043.94	Added and Omitted Taxes			16,739.12		
Fire Protection		10,000.00	Prior Years Surplus Appropriated			65,000.00	Total Taxes Levied			735,414.78	
Police Protection		90,988.01	TOTAL REVENUES			880,043.94	1968 TAXES COLLECTED			680,661.77	
Civil Defense & Disaster Control		500.00					1968 Taxes Cancelled, Abated or Adjusted				
Environmental Inspection & Control		3,220.00	1968 REAL PROPERTY VALUATIONS - ASSESSED				Transfer To Tax Title Liens			27,793.21	
Other Public Safety							Balance Outstanding Dec. 31, 1968			26,959.80	
PUBLIC WORKS											
Streets and Drainage		32,300.90	Code	Class	%	92,650.00					
Sewers and Sewage Processing			1	Vacant Land	.47						
Garbage and Trash Disposal		38,264.30	2	Residential	69.05	13,479,605.00					
Public Buildings and Grounds		12,593.42	3	Farm							
Other Public Works			4a	Commercial	15.33	2,992,200.00					
HEALTH and WELFARE			4b	Industrial	.18	35,525.00					
Health Services Except Environmental		3,250.00	4c	Apartments	14.96	2,920,540.00					
Welfare-Public Assistance		1,624.00	Total Valuation			99.99	19,520,520.00				
Hospitals, Clinics, First Aid			CAPITAL DEBT AUTHORIZED, DECEMBER 31, 1968				TAX TITLE LIENS OUTSTANDING				
Animal, Insect, & Rodent Control			ISSUED AND UNISSUED			GROSS DEBT	NET DEBT				
Other Welfare Services			School			93,000.00					
RECREATION and CONSERVATION			Self-liquidating			1,027,025.00					
Beaches and Boardwalks			Other			323,775.00					
Parks, Playgrounds, Shade Trees		100.00	Total			1,443,800.00					
Land Reclamation & Conservation			ISSUED AND OUTSTANDING								
Other Recreational Services			School			93,000.00					
EDUCATION (excluding schools)			Self-liquidating			1,005,000.00					
Libraries			Other			120,000.00					
Other Educational Services			Total			1,218,000.00					
STATUTORY EXPENDITURES			EQUALIZED VALUATION BASIS			22,256,082.67					
Pensions & F. I. C. A.		15,084.00	1968 CAPITAL OUTLAY			58,676.26	CURRENT FINANCES DECEMBER 31, 1968				
Employee Fringe Benefits		4,300.00	Beaches and Boardwalks				ASSETS				
Other Statutory Expenditures			Parks and Playgrounds				Cash on Hand Dec. 31, 1968			83,339.04	
TOTAL MUNICIPAL FUNCTIONS		279,130.00	Public Buildings and Grounds			1,694.86	Taxes Receivable			27,096.34	
CAPITAL IMPROVEMENTS			Vehicular Equipment				Tax Title Liens			40,104.37	
DEBT SERVICE			Streets, Roads, Sidewalks, Storm Sewers			46,971.56	Foreclosed Property			37,955.00	
Principal Payments		13,000.00	Sewer System				Emergencies & Other Deferred Charges			25,420.00	
Interest Payments		5,483.75	Water System			5,511.04	State Aid Receivable			12,009.00	
Other Debt Administration			Other Utilities				Other Receivables			1,411.36	
DEFERRED CHARGES		5,760.00	Hospitals and Clinics				Total			227,335.11	
SCHOOL, COUNTY, SPECIAL DISTRICT TAXES		572,853.50	Garbage and Trash Disposal Facilities				LIABILITIES				
RESERVE FOR UNCOLLECTED TAXES		52,449.48	Health Equipment				Cash Liabilities			37,881.09	
			Library and Education Facilities				Reserves For Receivables			106,567.07	
			Conservation and Recreation				Surplus on Hand Dec. 31, 1968			82,886.95	
TOTAL EXPENDITURES		928,676.73	Other Expenditures			4,498.80	Total			227,335.11	

1530		STAFFORD TWP		PER CAPITA:		PER CENT:		
Population 1960	1,930	Net Valuation Taxable	35,900,164	TAX RATE:	Gross Debt	192.68	Gross Debt	2.53
Population 1968	4,160	State Equalized Value	39,929,000	General Rate Per \$100.	Net Debt	45.43	Net Debt	.59
		Net Valuation on Which County Taxes are apportioned:	38,852,097	Effective Tax Rate	Debt Service	4.31	Tax Levy Collected	91.34
Moody Rating				General Rate	Total Tax Levy	230.67	Tax Levy Cancelled, Abated or Adjusted	.13
Land Area	45.90 Sq. Miles	State Equalization Ratio	.8991	Municipal Functions	Municipal Functions	133.02		
1968 EXPENDITURES		1968 REVENUES		1968 PROPERTY TAX				
GENERAL GOVERNMENT		1968 Property Taxes Collected		876,568.07	Local District School Taxes	394,262.00		
Governing Body & Public Boards		1968 Payments in Lieu of Taxes			Regional & Consolidated School Taxes	155,621.21		
Municipal Clerk		Delinquent Tax & Lien Collections		42,679.65	School Taxes in Municipal Budget			
Financial Administration		5,659.00	Business Personalty Replacement Taxes	16,309.00	County Taxes	199,811.56		
Assessment of Taxes		14,885.00	Taxes from Public Utilities	137,256.11	County Library Taxes	8,166.97		
Collection of Taxes		11,500.00	Other Miscellaneous Tax Revenues		Local Municipal Purpose Taxes	183,655.69		
Planning, Housing & Development		8,348.00	State Aid Revenues	1,290.00	Veteran & Senior Citizen Taxes	29,680.00		
Elections			Federal Aid Revenues		Total Taxes for Rate Computation	971,197.43		
General Administration (other)		46,247.00	Sale of Acquired Property		Special District Taxes			
JUDICIARY			Other Miscellaneous Revenues	47,955.54	Bank Stock Taxes	1,044.31		
Municipal Courts		8,610.00	Total 1968 Revenues	1,122,058.37	Added and Omitted Taxes	17,048.06		
PUBLIC SAFETY			Prior Years Surplus Appropriated	128,000.00	Total Taxes Levied	959,609.80		
Fire Protection		9,100.00	TOTAL REVENUES	1,250,058.37	1968 TAXES COLLECTED	876,568.07		
Police Protection		51,645.00	1968 REAL PROPERTY VALUATIONS - ASSESSED		1968 Taxes Cancelled, Abated or Adjusted	1,249.97		
Civil Defense & Disaster Control		1,500.00	Code	Class	%	Transfer To Tax Title Liens	2,983.73	
Environmental Inspection & Control		2,000.00	1	Vacant Land	15.22	Balance Outstanding Dec. 31, 1968	80,794.42	
Other Public Safety			2	Residential	72.34	PRIOR YEARS TAXES OUTSTANDING		
PUBLIC WORKS			3	Farm	.20	Balance January 1, 1968	57,636.60	
Streets and Drainage		86,036.00	4a	Commercial	12.23	Collected in 1968	40,803.95	
Sewers and Sewage Processing			4b	Industrial		Cancelled, Abated or Adjusted (1968)	154.16	
Garbage and Trash Disposal		64,220.00	4c	Apartments		Transfers to Tax Title Liens		
Public Buildings and Grounds		7,750.00	Total Valuation 99.99		32,072,475.00	Balance December 31, 1968	16,678.49	
Other Public Works			CAPITAL DEBT AUTHORIZED, DECEMBER 31, 1968			TAX TITLE LIENS OUTSTANDING		
HEALTH and WELFARE			ISSUED AND UNISSUED	GROSS DEBT	NET DEBT	Balance January 1, 1968	12,240.22	
Health Services Except Environmental		2,900.00	School	612,566.17		Transfers From Taxes	2,983.73	
Welfare-Public Assistance		4,825.00	Self-liquidating	189,000.00	189,000.00	Redeemed in 1968	1,875.70	
Hospitals, Clinics, First Aid			Other	801,566.17	189,000.00	Cancelled, Abated or Adjusted (1968)		
Animal, Insect, & Rodent Control		17,500.00	Total			Balance December 31, 1968	13,348.25	
Other Welfare Services			ISSUED AND OUTSTANDING			PROPERTY ACQUIRED BY DEED OR FORECLOSURE		
RECREATION and CONSERVATION			School	559,566.77		Balance January 1, 1968	9,355.00	
Beaches and Boardwalks			Self-liquidating	175,000.00		Transfers From Liens		
Parks, Playgrounds, Shade Trees			Other	734,566.77		Sale for Cash (1968)		
Land Reclamation & Conservation			Total			Cancelled, Abated or Adjusted (1968)		
Other Recreational Services		9,500.00	EQUALIZED VALUATION BASIS		31,617,955.00	Balance December 31, 1968	9,355.00	
EDUCATION (excluding schools)			1968 CAPITAL OUTLAY		27,292.10	CURRENT FINANCES DECEMBER 31, 1968		
Libraries			Beaches and Boardwalks			ASSETS		
Other Educational Services			Parks and Playgrounds			Cash on Hand Dec. 31, 1968	277,746.98	
STATUTORY EXPENDITURES			Public Buildings and Grounds			Taxes Receivable	97,472.91	
Pensions & F. I. C. A.		21,194.29	Vehicular Equipment			Tax Title Liens	13,348.25	
Employee Fringe Benefits		23,050.00	Streets, Roads, Sidewalks, Storm Sewers			Foreclosed Property	9,355.00	
Other Statutory Expenditures			Sewer System			Emergencies & Other Deferred Charges	14,420.68	
TOTAL MUNICIPAL FUNCTIONS		396,469.29	Water System			State Aid Receivable	33,970.00	
CAPITAL IMPROVEMENTS		2,500.00	Other Utilities			Other Receivables	3,783.75	
DEBT SERVICE			Hospitals and Clinics			Total	450,097.57	
Principal Payments		12,000.00	Garbage and Trash Disposal Facilities			LIABILITIES		
Interest Payments		5,953.71	Health Equipment			Cash Liabilities	152,789.98	
Other Debt Administration			Library and Education Facilities			Reserves For Receivables	123,959.91	
DEFERRED CHARGES		42,215.35	Conservation and Recreation			Surplus on Hand Dec. 31, 1968	173,347.68	
SCHOOL, COUNTY, SPECIAL DISTRICT TAXES		757,861.74	Other Expenditures		27,292.10	Total	450,097.57	
RESERVE FOR UNCOLLECTED TAXES		94,260.65						
TOTAL EXPENDITURES		1,311,260.74						

1919		STANHOPE BORO			PER CAPITA:	PER CENT:
Population 1960	1,814	Net Valuation Taxable	10,812,109	TAX RATE:	Gross Debt 509.59	Gross Debt 11.70
Population 1968	2,940	State Equalized Value	13,123,084	General Rate Per \$100. 4.54	Net Debt 378.94	Net Debt 8.70
		Net Valuation on Which County Taxes are apportioned:	13,434,755	Effective Tax Rate	Debt Service 1.19	Tax Levy Collected 90.58
Moody Rating		State Equalization Ratio	.8239	General Rate 3.74	Total Tax Levy 164.31	Tax Levy Cancelled, Abated or Adjusted .41
Land Area 2.00 Sq. Miles				Municipal Functions 1.54	Municipal Functions 69.00	
1968 EXPENDITURES		1968 REVENUES		1968 PROPERTY TAX		
GENERAL GOVERNMENT		1968 Property Taxes Collected		Local District School Taxes		
Governing Body & Public Boards		1968 Payments in Lieu of Taxes		Regional & Consolidated School Taxes		
Municipal Clerk		Delinquent Tax & Lien Collections		School Taxes in Municipal Budget		
Financial Administration		Business Personalty Replacement Taxes		County Taxes		
Assessment of Taxes		Taxes from Public Utilities		County Library Taxes		
Collection of Taxes		Other Miscellaneous Tax Revenues		Local Municipal Purpose Taxes		
Planning, Housing & Development		State Aid Revenues		Veteran & Senior Citizen Taxes		
Elections		Federal Aid Revenues		Total Taxes for Rate Computation		
General Administration (other)		Sale of Acquired Property		Special District Taxes		
JUDICIARY		Other Miscellaneous Revenues		Bank Stock Taxes		
Municipal Courts		Total 1968 Revenues		Added and Omitted Taxes		
PUBLIC SAFETY		Prior Years Surplus Appropriated		Total Taxes Levied		
Fire Protection		TOTAL REVENUES		1968 TAXES COLLECTED		
Police Protection		1968 REAL PROPERTY VALUATIONS - ASSESSED		1968 Taxes Cancelled, Abated or Adjusted		
Civil Defense & Disaster Control		Code Class %		Transfer To Tax Title Liens		
Environmental Inspection & Control		1 1 Vacant Land 8.60		Balance Outstanding Dec. 31, 1968		
Other Public Safety		2 2 Residential 79.26		PRIOR YEARS TAXES OUTSTANDING		
PUBLIC WORKS		3 3 Farm		Balance January 1, 1968		
Streets and Drainage		4a 4a Commercial 7.80		Collected in 1968		
Sewers and Sewage Processing		4b 4b Industrial 4.34		Cancelled, Abated or Adjusted (1968)		
Garbage and Trash Disposal		4c 4c Apartments		Transfers to Tax Title Liens		
Public Buildings and Grounds		Total Valuation 100.00		Balance December 31, 1968		
Other Public Works		CAPITAL DEBT AUTHORIZED, DECEMBER 31, 1968		TAX TITLE LIENS OUTSTANDING		
HEALTH and WELFARE		ISSUED AND UNISSUED		Balance January 1, 1968		
Health Services Except Environmental		GROSS DEBT		Transfers From Taxes		
Welfare-Public Assistance		SCHOOL		Redeemed in 1968		
Hospitals, Clinics, First Aid		Self-liquidating		Cancelled, Abated or Adjusted (1968)		
Animal, Insect, & Rodent Control		Other		Balance December 31, 1968		
Other Welfare Services		Total		PROPERTY ACQUIRED BY DEED OR FORECLOSURE		
RECREATION and CONSERVATION		ISSUED AND OUTSTANDING		Balance January 1, 1968		
Beaches and Boardwalks		SCHOOL		Transfers From Liens		
Parks, Playgrounds, Shade Trees		Self-liquidating		Sale for Cash (1968)		
Land Reclamation & Conservation		Other		Cancelled, Abated or Adjusted (1968)		
Other Recreational Services		Total		Balance December 31, 1968		
EDUCATION (excluding schools)		EQUALIZED VALUATION BASIS		CURRENT FINANCES DECEMBER 31, 1968		
Libraries		1968 CAPITAL OUTLAY		ASSETS		
Other Educational Services		Beaches and Boardwalks		Cash on Hand Dec. 31, 1968		
STATUTORY EXPENDITURES		Parks and Playgrounds		Taxes Receivable		
Pensions & F. I. C. A.		Public Buildings and Grounds		Tax Title Liens		
Employee Fringe Benefits		Vehicular Equipment		Foreclosed Property		
Other Statutory Expenditures		Streets, Roads, Sidewalks, Storm Sewers		Emergencies & Other Deferred Charges		
TOTAL MUNICIPAL FUNCTIONS		Sewer System		State Aid Receivable		
CAPITAL IMPROVEMENTS		Water System		Other Receivables		
DEBT SERVICE		Other Utilities		Total		
Principal Payments		Hospitals and Clinics		LIABILITIES		
Interest Payments		Garbage and Trash Disposal Facilities		Cash Liabilities		
Other Debt Administration		Health Equipment		Reserves For Receivables		
DEFERRED CHARGES		Library and Education Facilities		Surplus on Hand Dec. 31, 1968		
SCHOOL, COUNTY, SPECIAL DISTRICT TAXES		Conservation and Recreation		Total		
RESERVE FOR UNCOLLECTED TAXES		Other Expenditures				
TOTAL EXPENDITURES						

1920		STILLWATER TWP				PER CAPITA:		PER CENT:		
Population 1960	1,339	Net Valuation Taxable	17,279,590	TAX RATE:		Gross Debt	106.01	Gross Debt	.78	
Population 1968	1,830	State Equalized Value	25,953,124	General Rate Per \$100.		Net Debt		Net Debt		
		Net Valuation on Which County Taxes		Effective Tax Rate		Debt Service		Tax Levy Collected	89.03	
Moody Rating		are apportioned:	25,611,291	General Rate		Total Tax Levy	298.86	Tax Levy Cancelled, Abated		
Land Area	28.04 Sq. Miles	State Equalization Ratio	.6658	Municipal Functions		Municipal Functions	107.10	or Adjusted		
1968 EXPENDITURES		1968 REVENUES		1968 PROPERTY TAX						
GENERAL GOVERNMENT										
Governing Body & Public Boards		1968 Property Taxes Collected		486,949.57		Local District School Taxes 325,836.88				
Municipal Clerk		1968 Payments in Lieu of Taxes				Regional & Consolidated School Taxes				
Financial Administration		2,191.30	Delinquent Tax & Lien Collections	54,705.33		School Taxes in Municipal Budget				
Assessment of Taxes		4,826.25	Business Personalty Replacement Taxes	8,643.00		County Taxes 181,555.15				
Collection of Taxes		4,546.39	Taxes from Public Utilities	29,779.30		County Library Taxes 8,971.68				
Planning, Housing & Development		2,760.42	Other Miscellaneous Tax Revenues			Local Municipal Purpose Taxes 28,262.49				
Elections			State Aid Revenues	20,971.00		Veteran & Senior Citizen Taxes 16,620.00				
General Administration (other)		24,607.07	Federal Aid Revenues			Total Taxes for Rate Computation 561,246.20				
JUDICIARY			Sale of Acquired Property			Special District Taxes				
Municipal Courts		1,102.39	Other Miscellaneous Revenues	25,288.53		Bank Stock Taxes				
PUBLIC SAFETY			Total 1968 Revenues	626,336.73		Added and Omitted Taxes 2,287.89				
Fire Protection		7,000.00	Prior Years Surplus Appropriated	65,000.00		Total Taxes Levied 546,914.09				
Police Protection		100.00	TOTAL REVENUES	691,336.73		1968 TAXES COLLECTED 486,949.57				
Civil Defense & Disaster Control		701.80				1968 Taxes Cancelled, Abated or Adjusted				
Environmental Inspection & Control		1,335.30	1968 REAL PROPERTY VALUATIONS - ASSESSED			Transfer To Tax Title Liens				
Other Public Safety			Code	Class	%	Balance Outstanding Dec. 31, 1968 59,964.52				
PUBLIC WORKS			1	Vacant Land	12.60	2,162,615.00				
Streets and Drainage		65,602.81	2	Residential	79.06	13,564,425.00				
Sewers and Sewage Processing			3	Farm	5.14	881,345.00				
Garbage and Trash Disposal		5,164.75	4a	Commercial	3.20	549,400.00				
Public Buildings and Grounds		1,300.00	4b	Industrial						
Other Public Works			4c	Apartments						
HEALTH and WELFARE			Total Valuation		100.00	17,157,785.00				
Health Services Except Environmental		483.00	CAPITAL DEBT AUTHORIZED, DECEMBER 31, 1968				TAX TITLE LIENS OUTSTANDING			
Welfare-Public Assistance		1,403.30	ISSUED AND UNISSUED		GROSS DEBT	NET DEBT		Balance January 1, 1968 7,787.79		
Hospitals, Clinics, First Aid		1,250.00	School		194,000.00			Transfers From Taxes		
Animal, Insect, & Rodent Control			Self-liquidating					Redeemed in 1968 1,108.01		
Other Welfare Services			Other					Cancelled, Abated or Adjusted (1968)		
RECREATION and CONSERVATION			Total		194,000.00			Balance December 31, 1968 6,679.78		
Beaches and Boardwalks			ISSUED AND OUTSTANDING					PROPERTY ACQUIRED BY DEED OR FORECLOSURE		
Parks, Playgrounds, Shade Trees			School		194,000.00			Balance January 1, 1968		
Land Reclamation & Conservation			Self-liquidating					Transfers From Liens		
Other Recreational Services			Other					Sale for Cash (1968)		
EDUCATION (excluding schools)			Total		194,000.00			Cancelled, Abated or Adjusted (1968)		
Libraries			EQUALIZED VALUATION BASIS		24,679,138.00			Balance December 31, 1968		
Other Educational Services			1968 CAPITAL OUTLAY					CURRENT FINANCES DECEMBER 31, 1968		
STATUTORY EXPENDITURES			Beaches and Boardwalks					ASSETS		
Pensions & F. I. C. A.		3,200.00	Parks and Playgrounds					Cash on Hand Dec. 31, 1968 203,708.11		
Employee Fringe Benefits			Public Buildings and Grounds					Taxes Receivable 68,678.97		
Other Statutory Expenditures			Vehicular Equipment					Tax Title Liens 6,679.78		
TOTAL MUNICIPAL FUNCTIONS		127,574.78	Streets, Roads, Sidewalks, Storm Sewers					Foreclosed Property		
CAPITAL IMPROVEMENTS		3,125.00	Sewer System					Emergencies & Other Deferred Charges 357.78		
DEBT SERVICE			Water System					State Aid Receivable 31,729.00		
Principal Payments			Other Utilities					Other Receivables		
Interest Payments			Hospitals and Clinics					Total 311,153.64		
Other Debt Administration			Garbage and Trash Disposal Facilities					LIABILITIES		
DEFERRED CHARGES		296.49	Health Equipment					Cash Liabilities 112,395.82		
SCHOOL, COUNTY, SPECIAL DISTRICT TAXES		516,363.71	Library and Education Facilities					Reserves For Receivables 75,358.75		
RESERVE FOR UNCOLLECTED TAXES		65,000.00	Conservation and Recreation					Surplus on Hand Dec. 31, 1968 123,399.07		
TOTAL EXPENDITURES		712,359.98	Other Expenditures					Total 311,153.64		

1023		STOCKTON BORO				PER CAPITA:		PER CENT:	
Population 1960	520	Net Valuation Taxable	3,148,045	TAX RATE:		Gross Debt	119.35	Gross Debt	2.07
Population 1968	580	State Equalized Value	3,471,215	General Rate Per \$100.		Net Debt		Net Debt	
		Net Valuation on Which County Taxes		Effective Tax Rate		Debt Service	.04	Tax Levy Collected	91.18
Moody Rating		are apportioned:	3,581,344	General Rate		Total Tax Levy	171.05	Tax Levy Cancelled, Abated	
Land Area	.60 Sq. Miles	State Equalization Ratio	.9069	Municipal Functions		Municipal Functions	57.36	or Adjusted	
1968 EXPENDITURES		1968 REVENUES				1968 PROPERTY TAX			
GENERAL GOVERNMENT		1968 Property Taxes Collected				Local District School Taxes			
Governing Body & Public Boards		1968 Payments in Lieu of Taxes				Regional & Consolidated School Taxes			
Municipal Clerk		Delinquent Tax & Lien Collections				School Taxes in Municipal Budget			
Financial Administration		Business Personalty Replacement Taxes				County Taxes			
Assessment of Taxes		Taxes from Public Utilities				County Library Taxes			
Collection of Taxes		Other Miscellaneous Tax Revenues				Local Municipal Purpose Taxes			
Planning, Housing & Development		State Aid Revenues				Veteran & Senior Citizen Taxes			
Elections		Federal Aid Revenues				Total Taxes for Rate Computation			
General Administration (other)		Sale of Acquired Property				Special District Taxes			
JUDICIARY		Other Miscellaneous Revenues				Bank Stock Taxes			
Municipal Courts		Total 1968 Revenues				Added and Omitted Taxes			
PUBLIC SAFETY		Prior Years Surplus Appropriated				Total Taxes Levied			
Fire Protection		TOTAL REVENUES				1968 TAXES COLLECTED			
Police Protection						1968 Taxes Cancelled, Abated or Adjusted			
Civil Defense & Disaster Control						Transfer To Tax Title Liens			
Environmental Inspection & Control						Balance Outstanding Dec. 31, 1968			
Other Public Safety		1968 REAL PROPERTY VALUATIONS - ASSESSED							
PUBLIC WORKS		Code Class %							
Streets and Drainage		1 Vacant Land 2.04							
Sewers and Sewage Processing		2 Residential 76.54							
Garbage and Trash Disposal		3 Farm 1.94							
Public Buildings and Grounds		4a Commercial 18.14							
Other Public Works		4b Industrial 1.34							
HEALTH and WELFARE		4c Apartments							
Health Services Except Environmental		Total Valuation 100,000							
Welfare-Public Assistance									
Hospitals, Clinics, First Aid		CAPITAL DEBT AUTHORIZED, DECEMBER 31, 1968							
Animal, Insect, & Rodent Control		ISSUED AND UNISSUED GROSS DEBT NET DEBT							
Other Welfare Services		School 66,227.82							
RECREATION and CONSERVATION		Self-liquidating 3,000.00							
Beaches and Boardwalks		Other 69,227.82							
Parks, Playgrounds, Shade Trees		Total							
Land Reclamation & Conservation		ISSUED AND OUTSTANDING							
Other Recreational Services		School 66,227.82							
EDUCATION (excluding schools)		Self-liquidating 3,000.00							
Libraries		Other 69,227.82							
Other Educational Services		Total							
STATUTORY EXPENDITURES		EQUALIZED VALUATION BASIS							
Pensions & F. I. C. A.		1968 CAPITAL OUTLAY							
Employee Fringe Benefits		Beaches and Boardwalks							
Other Statutory Expenditures		Parks and Playgrounds							
TOTAL MUNICIPAL FUNCTIONS		Public Buildings and Grounds							
CAPITAL IMPROVEMENTS		Vehicular Equipment							
DEBT SERVICE		Streets, Roads, Sidewalks, Storm Sewers							
Principal Payments		Sewer System							
Interest Payments		Water System							
Other Debt Administration		Other Utilities							
DEFERRED CHARGES		Hospitals and Clinics							
SCHOOL, COUNTY, SPECIAL DISTRICT TAXES		Garbage and Trash Disposal Facilities							
RESERVE FOR UNCOLLECTED TAXES		Health Equipment							
TOTAL EXPENDITURES		Library and Education Facilities							
		Conservation and Recreation							
		Other Expenditures							

0510		STONE HARBOR BORO			PER CAPITA:	PER CENT:
Population 1960	834	Net Valuation Taxable	37,228,132	TAX RATE:	Gross Debt	Gross Debt
Population 1968	890	State Equalized Value	52,910,932	General Rate Per \$100.	Net Debt	Net Debt
		Net Valuation on Which County Taxes are apportioned:	48,403,792	Effective Tax Rate	Debt Service	Tax Levy Collected
Moody Rating		State Equalization Ratio	.7036	General Rate	Total Tax Levy	Tax Levy Cancelled, Abated or Adjusted
Land Area	1.10 Sq. Miles			Municipal Functions	Municipal Functions	
1968 EXPENDITURES		1968 REVENUES		1968 PROPERTY TAX		
GENERAL GOVERNMENT		1968 Property Taxes Collected		Local District School Taxes		
Governing Body & Public Boards		1968 Payments in Lieu of Taxes		Regional & Consolidated School Taxes		
Municipal Clerk		Delinquent Tax & Lien Collections		School Taxes in Municipal Budget		
Financial Administration	3,000.00	Business Personalty Replacement Taxes	16,897.14	County Taxes		
Assessment of Taxes	4,000.00	Taxes from Public Utilities	10,939.00	County Library Taxes		
Collection of Taxes	15,175.00	Other Miscellaneous Tax Revenues	47,853.34	Local Municipal Purpose Taxes		
Planning, Housing & Development	300.00	State Aid Revenues	14,387.00	Veteran & Senior Citizen Taxes		
Elections	50.00	Federal Aid Revenues		Total Taxes for Rate Computation		
General Administration (other)	84,400.00	Sale of Acquired Property	13,275.00	Special District Taxes		
JUDICIARY		Other Miscellaneous Revenues	73,913.58	Bank Stock Taxes		
Municipal Courts	4,250.00	Total 1968 Revenues	898,071.45	Added and Omitted Taxes		
PUBLIC SAFETY		Prior Years Surplus Appropriated	387,635.57	Total Taxes Levied		
Fire Protection	8,900.00	TOTAL REVENUES	1,285,707.02	1968 TAXES COLLECTED		
Police Protection	91,100.00	1968 REAL PROPERTY VALUATIONS - ASSESSED		1968 Taxes Cancelled, Abated or Adjusted		
Civil Defense & Disaster Control	500.00	Code Class %		Transfer To Tax Title Liens		
Environmental Inspection & Control	3,000.00	1 Vacant Land 3.78		Balance Outstanding Dec. 31, 1968		
Other Public Safety		2 Residential 84.53		PRIOR YEARS TAXES OUTSTANDING		
PUBLIC WORKS		3 Farm		Balance January 1, 1968		
Streets and Drainage	94,000.00	4a Commercial 11.69		Collected in 1968		
Sewers and Sewage Processing	27,250.00	4b Industrial		Cancelled, Abated or Adjusted (1968)		
Garbage and Trash Disposal	39,775.00	4c Apartments		Transfers to Tax Title Liens		
Public Buildings and Grounds	16,600.00	Total Valuation 100.00		Balance December 31, 1968		
Other Public Works		CAPITAL DEBT AUTHORIZED, DECEMBER 31, 1968		TAX TITLE LIENS OUTSTANDING		
HEALTH and WELFARE		ISSUED AND UNISSUED		Balance January 1, 1968		
Health Services Except Environmental	3,150.00	School		Transfers From Taxes		
Welfare-Public Assistance	200.00	Self-liquidating		Redeemed in 1968		
Hospitals, Clinics, First Aid		Other		Cancelled, Abated or Adjusted (1968)		
Animal, Insect, & Rodent Control	4,100.00	Total		Balance December 31, 1968		
Other Welfare Services		ISSUED AND OUTSTANDING		PROPERTY ACQUIRED BY DEED OR FORECLOSURE		
RECREATION and CONSERVATION		School		Balance January 1, 1968		
Beaches and Boardwalks	61,600.00	Self-liquidating		Transfers From Liens		
Parks, Playgrounds, Shade Trees	52,700.00	Other		Sole for Cash (1968)		
Land Reclamation & Conservation		Total		Cancelled, Abated or Adjusted (1968)		
Other Recreational Services	21,250.00	EQUALIZED VALUATION BASIS		Balance December 31, 1968		
EDUCATION (excluding schools)		1968 CAPITAL OUTLAY		CURRENT FINANCES DECEMBER 31, 1968		
Libraries		Beaches and Boardwalks		ASSETS		
Other Educational Services		Parks and Playgrounds		Cash on Hand Dec. 31, 1968		
STATUTORY EXPENDITURES		Public Buildings and Grounds		Taxes Receivable		
Pensions & F. I. C. A.	28,300.00	Vehicular Equipment		Tax Title Liens		
Employee Fringe Benefits	9,000.00	Streets, Roads, Sidewalks, Storm Sewers		Foreclosed Property		
Other Statutory Expenditures		Sewer System		Emergencies & Other Deferred Charges		
TOTAL MUNICIPAL FUNCTIONS	572,600.00	Water System		State Aid Receivable		
CAPITAL IMPROVEMENTS		Other Utilities		Other Receivables		
DEBT SERVICE		Hospitals and Clinics		Total		
Principal Payments	200,000.00	Garbage and Trash Disposal Facilities		LIABILITIES		
Interest Payments	19,021.50	Health Equipment		Cash Liabilities		
Other Debt Administration		Library and Education Facilities		Reserves For Receivables		
DEFERRED CHARGES	23,600.07	Conservation and Recreation		Surplus on Hand Dec. 31, 1968		
SCHOOL, COUNTY, SPECIAL DISTRICT TAXES	383,422.03	Other Expenditures		Total		
RESERVE FOR UNCOLLECTED TAXES	68,640.00					
TOTAL EXPENDITURES	1,267,283.60					

0612
Population 1960 1,010
Population 1968 1,160

Moody Rating
Land Area 18.80 Sq. Miles

Net Valuation Taxable 1,766,720
State Equalized Value 4,687,503
Net Valuation on Which County Taxes
are apportioned: 4,696,861
State Equalization Ratio .3769

STOW CREEK TWP
TAX RATE:
General Rate Per \$100. 7.41
Effective Tax Rate
General Rate 2.79
Municipal Functions 1.36

PER CAPITA:
Gross Debt 38.79
Net Debt
Debt Service
Total Tax Levy 109.64
Municipal Functions 55.02

PER CENT:
Gross Debt 1.00
Net Debt
Tax Levy Collected 90.34
Tax Levy Cancelled, Abated
or Adjusted

1968 EXPENDITURES		1968 REVENUES		1968 PROPERTY TAX	
GENERAL GOVERNMENT		1968 Property Taxes Collected		Local District School Taxes	
Governing Body & Public Boards			114,910.82	Regional & Consolidated School Taxes	
Municipal Clerk		1968 Payments in Lieu of Taxes		School Taxes in Municipal Budget	
Financial Administration	1,700.00	Delinquent Tax & Lien Collections	13,957.84	County Taxes	
Assessment of Taxes	6,500.00	Business Personalty Replacement Taxes	10,762.00	County Library Taxes	
Collection of Taxes	1,650.00	Taxes from Public Utilities	13,168.99	Local Municipal Purpose Taxes	
Planning, Housing & Development	900.00	Other Miscellaneous Tax Revenues		Veteran & Senior Citizen Taxes	
Elections		State Aid Revenues	8,045.00	Total Taxes for Rate Computation	
General Administration (other)	6,600.00	Federal Aid Revenues		Special District Taxes	
JUDICIARY		Sale of Acquired Property		Bank Stock Taxes	
Municipal Courts	1,250.00	Other Miscellaneous Revenues	3,805.01	Added and Omitted Taxes	
PUBLIC SAFETY		Total 1968 Revenues	164,649.66	Total Taxes Levied	
Fire Protection	3,000.00	Prior Years Surplus Appropriated	18,000.00	1968 TAXES COLLECTED	
Police Protection	400.00	TOTAL REVENUES	182,649.66	1968 Taxes Cancelled, Abated or Adjusted	
Civil Defense & Disaster Control	50.00			Transfer To Tax Title Liens	
Environmental Inspection & Control				Balance Outstanding Dec. 31, 1968	
Other Public Safety				PRIOR YEARS TAXES OUTSTANDING	
PUBLIC WORKS		1968 REAL PROPERTY VALUATIONS - ASSESSED		Balance January 1, 1968	
Streets and Drainage	12,175.00	Code Class %		Collected in 1968	
Sewers and Sewage Processing		1 Vacant Land 1.42	24,325.00	Cancelled, Abated or Adjusted (1968)	
Garbage and Trash Disposal	550.00	2 Residential 31.36	537,750.00	Transfers to Tax Title Liens	
Public Buildings and Grounds	2,250.00	3 Farm 63.91	1,095,800.00	Balance December 31, 1968	
Other Public Works		4a Commercial 3.31	56,700.00	TAX TITLE LIENS OUTSTANDING	
HEALTH and WELFARE		4b Industrial		Balance January 1, 1968	
Health Services Except Environmental	700.00	4c Apartments		Transfers From Taxes	
Welfare-Public Assistance	475.00	Total Valuation 100.00	1,714,575.00	Redeemed in 1968	
Hospitals, Clinics, First Aid	200.00			Cancelled, Abated or Adjusted (1968)	
Animal, Insect, & Rodent Control		CAPITAL DEBT AUTHORIZED, DECEMBER 31, 1968		Balance December 31, 1968	
Other Welfare Services		ISSUED AND UNISSUED		PROPERTY ACQUIRED BY DEED OR FORECLOSURE	
RECREATION and CONSERVATION		School		Balance January 1, 1968	
Beaches and Boardwalks		Self-liquidating		Transfers From Liens	
Parks, Playgrounds, Shade Trees		Other		Sale for Cash (1968)	
Land Reclamation & Conservation		Total	45,000.00	Cancelled, Abated or Adjusted (1968)	
Other Recreational Services				Balance December 31, 1968	
EDUCATION (excluding schools)		ISSUED AND OUTSTANDING		CURRENT FINANCES DECEMBER 31, 1968	
Libraries		School		ASSETS	
Other Educational Services		Self-liquidating		Cash on Hand Dec. 31, 1968	
STATUTORY EXPENDITURES		Other		Taxes Receivable	
Pensions & F. I. C. A.	125.00	Total	45,000.00	Tax Title Liens	
Employee Fringe Benefits				Foreclosed Property	
Other Statutory Expenditures		EQUALIZED VALUATION BASIS		Emergencies & Other Deferred Charges	
TOTAL MUNICIPAL FUNCTIONS	38,525.00	1968 CAPITAL OUTLAY		State Aid Receivable	
CAPITAL IMPROVEMENTS	1,000.00	Beaches and Boardwalks		Other Receivables	
DEBT SERVICE		Parks and Playgrounds		Total	
Principal Payments		Public Buildings and Grounds		LIABILITIES	
Interest Payments		Vehicular Equipment		Cash Liabilities	
Other Debt Administration		Streets, Roads, Sidewalks, Storm Sewers		Reserves For Receivables	
DEFERRED CHARGES		Sewer System		Surplus on Hand Dec. 31, 1968	
SCHOOL, COUNTY, SPECIAL DISTRICT TAXES	123,667.72	Water System		Total	
RESERVE FOR UNCOLLECTED TAXES	24,304.50	Other Utilities			
TOTAL EXPENDITURES	187,497.22	Hospitals and Clinics			
		Garbage and Trash Disposal Facilities			
		Health Equipment			
		Library and Education Facilities			
		Conservation and Recreation			
		Other Expenditures			

0432
Population 1960 **4,308**
Population 1968 **9,690**

Moody Rating
Land Area **1.47** Sq. Miles

Net Valuation Taxable **20,074,227**
State Equalized Value **41,934,879**
Net Valuation on Which County Taxes
are apportioned: **41,808,852**
State Equalization Ratio **.4787**

STRATFORD BORO

TAX RATE:
General Rate Per \$100. **7.32**
Effective Tax Rate
General Rate **3.50**
Municipal Functions **.99**

PER CAPITA:
Gross Debt **161.30**
Net Debt **4.38**
Debt Service
Total Tax Levy **146.86**
Municipal Functions **43.22**

PER CENT:
Gross Debt **3.84**
Net Debt **.10**
Tax Levy Collected **98.72**
Tax Levy Cancelled, Abated
or Adjusted **.65**

1968 EXPENDITURES		1968 REVENUES		1968 PROPERTY TAX	
GENERAL GOVERNMENT		1968 Property Taxes Collected 1,404,940.32		Local District School Taxes 426,012.50	
Governing Body & Public Boards		1968 Payments in Lieu of Taxes 5,173.43		Regional & Consolidated School Taxes 385,685.08	
Municipal Clerk		Delinquent Tax & Lien Collections 94,179.94		School Taxes in Municipal Budget	
Financial Administration	5,135.00	Business Personalty Replacement Taxes 24,674.00		County Taxes 407,805.49	
Assessment of Taxes	3,881.00	Taxes from Public Utilities 91,888.25		County Library Taxes 5,011.45	
Collection of Taxes	4,520.66	Other Miscellaneous Tax Revenues		Local Municipal Purpose Taxes 195,313.24	
Planning, Housing & Development	1,220.00	State Aid Revenues	4,550.00	Veteran & Senior Citizen Taxes 49,800.00	
Elections	1,222.83	Federal Aid Revenues		Total Taxes for Rate Computation 1,469,627.76	
General Administration (other)	33,114.90	Sale of Acquired Property		Special District Taxes	
JUDICIARY		Other Miscellaneous Revenues	36,495.19	Bank Stock Taxes 386.76	
Municipal Courts	5,647.43	Total 1968 Revenues	1,661,901.13	Added and Omitted Taxes 2,920.68	
PUBLIC SAFETY		Prior Years Surplus Appropriated	52,214.81	Total Taxes Levied 1,423,135.20	
Fire Protection	12,520.36	TOTAL REVENUES	1,714,115.94	1968 TAXES COLLECTED 1,404,940.32	
Police Protection	101,861.04			1968 Taxes Cancelled, Abated or Adjusted 9,322.02	
Civil Defense & Disaster Control	1,100.00			Transfer To Tax Title Liens 1,414.45	
Environmental Inspection & Control	2,812.25			Balance Outstanding Dec. 31, 1968 7,458.41	
Other Public Safety					
PUBLIC WORKS		1968 REAL PROPERTY VALUATIONS - ASSESSED			
Streets and Drainage	52,569.11	Code	Class	%	
Sewers and Sewage Processing		1	Vacant Land	1.17	231,225.00
Garbage and Trash Disposal	31,400.00	2	Residential	71.50	14,190,230.00
Public Buildings and Grounds	5,500.00	3	Farm		
Other Public Works		4a	Commercial	14.56	2,890,450.00
HEALTH and WELFARE		4b	Industrial		
Health Services Except Environmental	1,899.33	4c	Apartments	12.77	2,533,525.00
Welfare-Public Assistance	1,650.00	Total Valuation		100.00	19,845,430.00
Hospitals, Clinics, First Aid					
Animal, Insect, & Rodent Control		CAPITAL DEBT AUTHORIZED, DECEMBER 31, 1968			
Other Welfare Services		ISSUED AND UNISSUED	GROSS DEBT	NET DEBT	
RECREATION and CONSERVATION		School	1,520,515.95		TAX TITLE LIENS OUTSTANDING
Beaches and Boardwalks		Self-liquidating			Balance January 1, 1968 97,788.55
Parks, Playgrounds, Shade Trees	14,042.39	Other	42,504.98	42,504.98	Transfers From Taxes 1,414.45
Land Reclamation & Conservation		Total	1,563,020.93	42,504.98	Redeemed in 1968 87,644.50
Other Recreational Services	2,709.83				Cancelled, Abated or Adjusted (1968)
EDUCATION (excluding schools)		ISSUED AND OUTSTANDING			Balance December 31, 1968 11,558.50
Libraries	6,030.00	School		1,520,515.95	PROPERTY ACQUIRED BY DEED OR FORECLOSURE
Other Educational Services		Self-liquidating			Balance January 1, 1968 10,538.00
STATUTORY EXPENDITURES		Other			Transfers From Liens
Pensions & F. I. C. A.	18,080.00	Total		1,520,515.95	Sale for Cash (1968)
Employee Fringe Benefits	7,822.87				Cancelled, Abated or Adjusted (1968)
Other Statutory Expenditures		EQUALIZED VALUATION BASIS		40,702,858.00	Balance December 31, 1968 10,538.00
TOTAL MUNICIPAL FUNCTIONS	314,739.00	1968 CAPITAL OUTLAY		7,077.80	CURRENT FINANCES DECEMBER 31, 1968
CAPITAL IMPROVEMENTS	1,000.00	Beaches and Boardwalks			ASSETS
DEBT SERVICE		Parks and Playgrounds			Cash on Hand Dec. 31, 1968 256,698.87
Principal Payments		Public Buildings and Grounds			Taxes Receivable 11,743.17
Interest Payments		Vehicular Equipment			Tax Title Liens 11,558.50
Other Debt Administration		Streets, Roads, Sidewalks, Storm Sewers			Foreclosed Property 10,538.00
DEFERRED CHARGES	13,560.00	Sewer System			Emergencies & Other Deferred Charges
SCHOOL, COUNTY, SPECIAL DISTRICT TAXES	1,224,514.52	Water System			State Aid Receivable 1,780.00
RESERVE FOR UNCOLLECTED TAXES	89,553.00	Other Utilities			Other Receivables 36,917.48
TOTAL EXPENDITURES	1,643,366.52	Hospitals and Clinics			Total 329,236.02
		Garbage and Trash Disposal Facilities			LIABILITIES
		Health Equipment			Cash Liabilities 36,726.19
		Library and Education Facilities			Reserves For Receivables 70,757.15
		Conservation and Recreation			Surplus on Hand Dec. 31, 1968 221,752.68
		Other Expenditures			Total 329,236.02

2018		SUMMIT CITY		PER CAPITA:		PER CENT:		
Population 1960	23,677	Net Valuation Taxable	107,698,755	TAX RATE:	Gross Debt	314.99	Gross Debt	3.06
Population 1968	25,100	State Equalized Value	269,448,974	General Rate Per \$100.	Net Debt	60.99	Net Debt	.59
		Net Valuation on Which County Taxes		Effective Tax Rate	Debt Service	29.20	Tax Levy Collected	98.41
Moody Rating	AA	are apportioned:	271,361,328	General Rate	Total Tax Levy	290.92	Tax Levy Cancelled, Abated	
Land Area	6.00 Sq. Miles	State Equalization Ratio	.3997	Municipal Functions	Municipal Functions	169.77	or Adjusted	.07
1968 EXPENDITURES		1968 REVENUES		1968 PROPERTY TAX				
GENERAL GOVERNMENT		1968 Property Taxes Collected		7,186,781.98		Local District School Taxes		4,013,694.00
Governing Body & Public Boards		1968 Payments in Lieu of Taxes		40,306.04		Regional & Consolidated School Taxes		
Municipal Clerk		Delinquent Tax & Lien Collections		115,113.00		School Taxes in Municipal Budget		571,319.00
Financial Administration		27,641.00	Business Personalty Replacement Taxes	234,221.00		County Taxes		1,114,861.24
Assessment of Taxes		79,023.00	Taxes from Public Utilities	618,472.33		County Library Taxes		
Collection of Taxes		20,047.00	Other Miscellaneous Tax Revenues			Local Municipal Purpose Taxes		1,538,691.27
Planning, Housing & Development		6,385.00	State Aid Revenues	65,202.29		Veteran & Senior Citizen Taxes		107,230.00
Elections			Federal Aid Revenues			Total Taxes for Rate Computation		7,345,795.51
General Administration (other)		212,405.00	Sale of Acquired Property			Special District Taxes		
JUDICIARY			Other Miscellaneous Revenues	485,719.93		Bank Stock Taxes		23,329.06
Municipal Courts		26,990.00	Total 1968 Revenues	8,745,816.57		Added and Omitted Taxes		40,440.40
PUBLIC SAFETY			Prior Years Surplus Appropriated	710,000.00		Total Taxes Levied		7,302,334.97
Fire Protection		363,749.00	TOTAL REVENUES	9,455,816.57		1968 TAXES COLLECTED		7,186,781.98
Police Protection		529,446.35	1968 REAL PROPERTY VALUATIONS - ASSESSED		1968 Taxes Cancelled, Abated or Adjusted		5,613.66	
Civil Defense & Disaster Control		5,100.00	Code	Class	%	Transfer To Tax Title Liens		532.74
Environmental Inspection & Control		23,485.00	1	Vacant Land	1.07	Balance Outstanding Dec. 31, 1968		119,666.04
Other Public Safety		7,500.00	2	Residential	70.13	PRIOR YEARS TAXES OUTSTANDING		
PUBLIC WORKS			3	Farm	1.40	Balance January 1, 1968		119,962.68
Streets and Drainage		218,936.00	4a	Commercial	13.41	Collected in 1968		115,113.00
Sewers and Sewage Processing		127,309.17	4b	Industrial	8.50	Cancelled, Abated or Adjusted (1968)		
Garbage and Trash Disposal		248,900.00	4c	Apartments	6.89	Transfers to Tax Title Liens		
Public Buildings and Grounds		87,223.00	Total Valuation 100.00		106,088,700.00		Balance December 31, 1968	4,849.68
Other Public Works		9,850.00	CAPITAL DEBT AUTHORIZED, DECEMBER 31, 1968				TAX TITLE LIENS OUTSTANDING	
HEALTH and WELFARE			ISSUED AND UNISSUED	GROSS DEBT	NET DEBT	Balance January 1, 1968		2,057.16
Health Services Except Environmental		58,357.74	School	6,375,500.00		Transfers From Taxes		532.74
Welfare-Public Assistance		33,460.00	Self-liquidating	1,530,927.39	1,530,927.39	Redeemed in 1968		
Hospitals, Clinics, First Aid			Other	7,906,427.39	1,530,927.39	Cancelled, Abated or Adjusted (1968)		
Animal, Insect, & Rodent Control		5,215.00	Total			Balance December 31, 1968		2,589.90
Other Welfare Services			ISSUED AND OUTSTANDING			PROPERTY ACQUIRED BY DEED OR		
RECREATION and CONSERVATION			School		4,255,000.00	FORECLOSURE		
Beaches and Boardwalks			Self-liquidating			Balance January 1, 1968		17,150.00
Parks, Playgrounds, Shade Trees		78,340.00	Other		1,243,500.00	Transfers From Liens		
Land Reclamation & Conservation			Total		5,498,500.00	Sale for Cash (1968)		
Other Recreational Services		148,902.00	EQUALIZED VALUATION BASIS		258,108,259.33	Cancelled, Abated or Adjusted (1968)		
EDUCATION (excluding schools)			1968 CAPITAL OUTLAY		715,805.78	Balance December 31, 1968		17,150.00
Libraries		176,950.00	Beaches and Boardwalks			CURRENT FINANCES DECEMBER 31, 1968		
Other Educational Services		1,445.00	Parks and Playgrounds		680,601.89	ASSETS		
STATUTORY EXPENDITURES			Public Buildings and Grounds		10,566.00	Cash on Hand Dec. 31, 1968		1,265,480.56
Pensions & F. I. C. A.		242,980.48	Vehicular Equipment		21,319.83	Taxes Receivable		124,515.72
Employee Fringe Benefits			Streets, Roads, Sidewalks, Storm Sewers			Tax Title Liens		2,589.90
Other Statutory Expenditures			Sewer System			Foreclosed Property		17,150.00
TOTAL MUNICIPAL FUNCTIONS		2,739,639.74	Water System			Emergencies & Other Deferred Charges		62,000.00
CAPITAL IMPROVEMENTS		56,500.00	Other Utilities			State Aid Receivable		51,454.00
DEBT SERVICE			Hospitals and Clinics			Other Receivables		24,551.13
Principal Payments		517,000.00	Garbage and Trash Disposal Facilities			Total		1,547,741.31
Interest Payments		215,942.75	Health Equipment			LIABILITIES		
Other Debt Administration			Library and Education Facilities			Cash Liabilities		342,299.54
DEFERRED CHARGES		20,010.09	Conservation and Recreation			Reserves For Receivables		168,806.75
SCHOOL, COUNTY, SPECIAL DISTRICT TAXES		5,699,874.24	Other Expenditures		3,318.06	Surplus on Hand Dec. 31, 1968		1,036,635.02
RESERVE FOR UNCOLLECTED TAXES		712,240.80				Total		1,547,741.31
TOTAL EXPENDITURES		9,961,207.62						

1531		SURF CITY BORO			PER CAPITA:		PER CENT:	
Population 1960	419	Net Valuation Taxable	23,896,148	TAX RATE:	Gross Debt	1,868.16	Gross Debt	4.10
Population 1968	530	State Equalized Value	26,973,866	General Rate Per \$100.	Net Debt	208.41	Net Debt	.45
		Net Valuation on Which County Taxes		Effective Tax Rate	Debt Service		Tax Levy Collected	98.20
Moody Rating		are apportioned:	25,990,742	General Rate	Total Tax Levy	980.81	Tax Levy Cancelled, Abated	
Land Area	.90 Sq. Miles	State Equalization Ratio	.8859	Municipal Functions	Municipal Functions	868.13	or Adjusted	.06
1968 EXPENDITURES		1968 REVENUES			1968 PROPERTY TAX			
GENERAL GOVERNMENT								
Governing Body & Public Boards		1968 Property Taxes Collected			510,515.10			
Municipal Clerk		1968 Payments in Lieu of Taxes			12,132.50			
Financial Administration	2,900.00	Delinquent Tax & Lien Collections			6,053.00			
Assessment of Taxes	3,830.00	Business Personalty Replacement Taxes			34,833.23			
Collection of Taxes	7,825.00	Taxes from Public Utilities			9,697.00			
Planning, Housing & Development	4,290.00	Other Miscellaneous Tax Revenues			73,322.09			
Elections		State Aid Revenues			646,552.92			
General Administration (other)	48,000.00	Federal Aid Revenues			155,360.00			
JUDICIARY		Sale of Acquired Property			801,912.92			
Municipal Courts	3,350.00	Other Miscellaneous Revenues						
PUBLIC SAFETY		Total 1968 Revenues						
Fire Protection	7,200.00	Prior Years Surplus Appropriated						
Police Protection	64,570.00	TOTAL REVENUES						
Civil Defense & Disaster Control	501.00							
Environmental Inspection & Control	2,275.00							
Other Public Safety								
PUBLIC WORKS		1968 REAL PROPERTY VALUATIONS - ASSESSED						
Streets and Drainage	90,549.00	Code Class %						
Sewers and Sewage Processing		1 Vacant Land 5.81						
Garbage and Trash Disposal	40,970.00	2 Residential 87.01						
Public Buildings and Grounds	8,115.00	3 Farm 6.19						
Other Public Works		4a Commercial 6.19						
HEALTH and WELFARE		4b Industrial 1.00						
Health Services Except Environmental	400.00	4c Apartments 1.00						
Welfare-Public Assistance	1,400.00	Total Valuation 100.01						
Hospitals, Clinics, First Aid	2,080.00							
Animal, Insect, & Rodent Control								
Other Welfare Services								
RECREATION and CONSERVATION								
Beaches and Boardwalks	37,419.00							
Parks, Playgrounds, Shade Trees								
Land Reclamation & Conservation								
Other Recreational Services								
EDUCATION (excluding schools)								
Libraries	200.00							
Other Educational Services								
STATUTORY EXPENDITURES								
Pensions & F. I. C. A.	15,228.00							
Employee Fringe Benefits	3,300.00							
Other Statutory Expenditures								
TOTAL MUNICIPAL FUNCTIONS	344,402.00							
CAPITAL IMPROVEMENTS	15,000.00							
DEBT SERVICE								
Principal Payments								
Interest Payments								
Other Debt Administration								
DEFERRED CHARGES	69,988.67							
SCHOOL, COUNTY, SPECIAL DISTRICT TAXES	320,819.71							
RESERVE FOR UNCOLLECTED TAXES	30,719.33							
TOTAL EXPENDITURES	780,929.71							

1921		SUSSEX BORO			PER CAPITA:		PER CENT:	
Population 1960	1,656	Net Valuation Taxable	8,002,282	TAX RATE:	Gross Debt	322.47	Gross Debt	7.97
Population 1968	1,920	State Equalized Value	8,732,302	General Rate Per \$100.	Net Debt	7.91	Net Debt	.19
		Net Valuation on Which County Taxes		Effective Tax Rate	Debt Service	.10	Tax Levy Collected	89.40
Moody Rating		are apportioned:	9,171,546	General Rate	Total Tax Levy	209.83	Tax Levy Cancelled, Abated	
Land Area	.90 Sq. Miles	State Equalization Ratio	.9164	Municipal Functions	Municipal Functions	74.11	or Adjusted	
1968 EXPENDITURES		1968 REVENUES			1968 PROPERTY TAX			
GENERAL GOVERNMENT								
Governing Body & Public Boards		1968 Property Taxes Collected			Local District School Taxes			
Municipal Clerk		1968 Payments in Lieu of Taxes			Regional & Consolidated School Taxes			
Financial Administration	1,600.00	Delinquent Tax & Lien Collections			School Taxes in Municipal Budget			
Assessment of Taxes	900.00	Business Personalty Replacement Taxes			County Taxes			
Collection of Taxes	1,400.00	Taxes from Public Utilities			County Library Taxes			
Planning, Housing & Development		Other Miscellaneous Tax Revenues			Local Municipal Purpose Taxes			
Elections		State Aid Revenues			Veteran & Senior Citizen Taxes			
General Administration (other)	14,345.00	Federal Aid Revenues			Total Taxes for Rate Computation			
JUDICIARY		Sale of Acquired Property			Special District Taxes			
Municipal Courts	2,250.00	Other Miscellaneous Revenues			Bank Stock Taxes			
PUBLIC SAFETY		Total 1968 Revenues			Added and Omitted Taxes			
Fire Protection	4,342.35	Prior Years Surplus Appropriated			Total Taxes Levied			
Police Protection	19,757.65	TOTAL REVENUES			1968 TAXES COLLECTED			
Civil Defense & Disaster Control	100.00				1968 Taxes Cancelled, Abated or Adjusted			
Environmental Inspection & Control	200.00	1968 REAL PROPERTY VALUATIONS - ASSESSED			Transfer To Tax Title Liens			
Other Public Safety					Balance Outstanding Dec. 31, 1968			
PUBLIC WORKS								
Streets and Drainage	27,879.34				PRIOR YEARS TAXES OUTSTANDING			
Sewers and Sewage Processing					Balance January 1, 1968			
Garbage and Trash Disposal	1,600.00				Collected in 1968			
Public Buildings and Grounds	7,350.00				Cancelled, Abated or Adjusted (1968)			
Other Public Works					Transfers to Tax Title Liens			
HEALTH and WELFARE					Balance December 31, 1968			
Health Services Except Environmental	2,575.00				TAX TITLE LIENS OUTSTANDING			
Welfare-Public Assistance	800.00				Balance January 1, 1968			
Hospitals, Clinics, First Aid	1,250.00				Transfers From Taxes			
Animal, Insect, & Rodent Control					Redeemed in 1968			
Other Welfare Services					Cancelled, Abated or Adjusted (1968)			
RECREATION and CONSERVATION					Balance December 31, 1968			
Beaches and Boardwalks	1,115.00				PROPERTY ACQUIRED BY DEED OR FORECLOSURE			
Parks, Playgrounds, Shade Trees					Balance January 1, 1968			
Land Reclamation & Conservation					Transfers From Liens			
Other Recreational Services	1,935.00				Sale for Cash (1968)			
EDUCATION (excluding schools)					Cancelled, Abated or Adjusted (1968)			
Libraries	1,500.00				Balance December 31, 1968			
Other Educational Services	40,000.00				CURRENT FINANCES DECEMBER 31, 1968			
STATUTORY EXPENDITURES					ASSETS			
Pensions & F. I. C. A.	4,300.00				Cash on Hand Dec. 31, 1968			
Employee Fringe Benefits	1,900.00				Taxes Receivable			
Other Statutory Expenditures					Tax Title Liens			
TOTAL MUNICIPAL FUNCTIONS	137,099.34				Foreclosed Property			
CAPITAL IMPROVEMENTS	1,605.00				Emergencies & Other Deferred Charges			
DEBT SERVICE					State Aid Receivable			
Principal Payments					Other Receivables			
Interest Payments	200.00				Total			
Other Debt Administration					LIABILITIES			
DEFERRED CHARGES	3,390.71				Cash Liabilities			
SCHOOL, COUNTY, SPECIAL DISTRICT TAXES	374,267.29				Reserves For Receivables			
RESERVE FOR UNCOLLECTED TAXES					Surplus on Hand Dec. 31, 1968			
TOTAL EXPENDITURES	516,562.34				Total			

0817
 Population 1960 **2,449**
 Population 1968 **2,670**
 Moody Rating
 Land Area **.77** Sq. Miles

Net Valuation Taxable **2,921,945**
 State Equalized Value **6,655,911**
 Net Valuation on Which County Taxes
 are apportioned: **8,345,488**
 State Equalization Ratio **.4390**

SWEDES BORO BORO
 TAX RATE:
 General Rate Per \$100. **10.44**
 Effective Tax Rate
 General Rate **4.58**
 Municipal Functions **2.88**

PER CAPITA:
 Gross Debt **152.23**
 Net Debt
 Debt Service
 Total Tax Levy **111.63**
 Municipal Functions **71.99**

PER CENT:
 Gross Debt **5.87**
 Net Debt
 Tax Levy Collected **89.75**
 Tax Levy Cancelled, Abated
 or Adjusted **.23**

1968 EXPENDITURES		1968 REVENUES		1968 PROPERTY TAX	
GENERAL GOVERNMENT					
Governing Body & Public Boards	2,850.00	1968 Property Taxes Collected	267,532.45	Local District School Taxes	59,597.56
Municipal Clerk	3,125.00	1968 Payments in Lieu of Taxes		Regional & Consolidated School Taxes	134,536.87
Financial Administration	3,280.00	Delinquent Tax & Lien Collections	25,136.98	School Taxes in Municipal Budget	
Assessment of Taxes	2,936.96	Business Personalty Replacement Taxes	73,259.00	County Taxes	46,107.91
Collection of Taxes	2,600.00	Taxes from Public Utilities	24,471.06	County Library Taxes	
Planning, Housing & Development	2,285.00	Other Miscellaneous Tax Revenues		Local Municipal Purpose Taxes	53,946.91
Elections	120.00	State Aid Revenues	7,646.00	Veteran & Senior Citizen Taxes	10,710.00
General Administration (other)	9,509.00	Federal Aid Revenues		Total Taxes for Rate Computation	304,899.25
JUDICIARY		Sale of Acquired Property		Special District Taxes	
Municipal Courts	3,825.00	Other Miscellaneous Revenues	15,781.21	Bank Stock Taxes	2,743.59
PUBLIC SAFETY		Total 1968 Revenues	413,826.70	Added and Omitted Taxes	1,140.05
Fire Protection	7,825.00	Prior Years Surplus Appropriated	2,000.00	Total Taxes Levied	298,072.89
Police Protection	44,520.00	TOTAL REVENUES	415,826.70	1968 TAXES COLLECTED	267,532.45
Civil Defense & Disaster Control	75.00			1968 Taxes Cancelled, Abated or Adjusted	698.10
Environmental Inspection & Control	730.00	1968 REAL PROPERTY VALUATIONS - ASSESSED		Transfer To Tax Title Liens	
Other Public Safety		Code	Class	Balance Outstanding Dec. 31, 1968	29,994.15
PUBLIC WORKS		1	Vacant Land		
Streets and Drainage	26,659.50	2	Residential	56.34	1,541,140.00
Sewers and Sewage Processing		3	Farm	1.40	38,250.00
Garbage and Trash Disposal	12,300.00	4a	Commercial	24.29	664,285.00
Public Buildings and Grounds	8,334.00	4b	Industrial	8.68	237,550.00
Other Public Works		4c	Apartments	9.29	254,000.00
HEALTH and WELFARE		Total Valuation	100,000	2,735,225.00	
Health Services Except Environmental	2,300.00	CAPITAL DEBT AUTHORIZED, DECEMBER 31, 1968		PRIOR YEARS TAXES OUTSTANDING	
Welfare-Public Assistance	1,325.00	ISSUED AND UNISSUED	GROSS DEBT	Balance January 1, 1968	26,284.29
Hospitals, Clinics, First Aid		School	229,459.63	Collected in 1968	25,037.48
Animal, Insect, & Rodent Control	1,700.00	Self-liquidating	177,000.00	Cancelled, Abated or Adjusted (1968)	
Other Welfare Services		Other		Transfers to Tax Title Liens	
RECREATION and CONSERVATION		Total	406,459.63	Balance December 31, 1968	1,246.81
Beaches and Boardwalks		ISSUED AND OUTSTANDING		TAX TITLE LIENS OUTSTANDING	
Parks, Playgrounds, Shade Trees	3,250.00	School	229,459.63	Balance January 1, 1968	976.22
Land Reclamation & Conservation		Self-liquidating	177,000.00	Transfers From Taxes	
Other Recreational Services	800.00	Other		Redeemed in 1968	99.50
EDUCATION (excluding schools)		Total	406,459.63	Cancelled, Abated or Adjusted (1968)	
Libraries	1,155.50	EQUALIZED VALUATION BASIS	6,920,728.67	Balance December 31, 1968	876.72
Other Educational Services		1968 CAPITAL OUTLAY	15,056.11	PROPERTY ACQUIRED BY DEED OR FORECLOSURE	
STATUTORY EXPENDITURES		Beaches and Boardwalks		Balance January 1, 1968	1,300.00
Pensions & F. I. C. A.	7,725.00	Parks and Playgrounds		Transfers From Liens	
Employee Fringe Benefits	4,397.00	Public Buildings and Grounds		Sale for Cash (1968)	
Other Statutory Expenditures		Vehicular Equipment		Cancelled, Abated or Adjusted (1968)	
TOTAL MUNICIPAL FUNCTIONS	153,626.96	Streets, Roads, Sidewalks, Storm Sewers		Balance December 31, 1968	1,300.00
CAPITAL IMPROVEMENTS	2,500.00	Sewer System		CURRENT FINANCES DECEMBER 31, 1968	
DEBT SERVICE		Water System	15,056.11	ASSETS	
Principal Payments		Other Utilities		Cash on Hand Dec. 31, 1968	71,573.91
Interest Payments		Hospitals and Clinics		Taxes Receivable	31,240.96
Other Debt Administration		Garbage and Trash Disposal Facilities		Tax Title Liens	876.72
DEFERRED CHARGES	5,822.11	Health Equipment		Foreclosed Property	1,300.00
SCHOOL, COUNTY, SPECIAL DISTRICT TAXES	240,242.34	Library and Education Facilities		Emergencies & Other Deferred Charges	91.90
RESERVE FOR UNCOLLECTED TAXES	30,268.97	Conservation and Recreation		State Aid Receivable	10,372.69
TOTAL EXPENDITURES	432,460.38	Other Expenditures		Other Receivables	889.28
				Total	116,345.46
				LIABILITIES	
				Cash Liabilities	24,975.43
				Reserves For Receivables	34,356.96
				Surplus on Hand Dec. 31, 1968	57,063.07
				Total	116,345.46

0335		TABERNACLE TWP				PER CAPITA:		PER CENT:	
Population 1960	1,621	Net Valuation Taxable	7,675,800	TAX RATE:		Gross Debt	309.66	Gross Debt	8.27
Population 1968	2,090	State Equalized Value	8,833,927	General Rate Per \$100.		Net Debt	64.71	Net Debt	1.72
		Net Valuation on Which County Taxes		Effective Tax Rate		Debt Service		Tax Levy Collected	76.85
Moody Rating		are apportioned:	7,828,944	General Rate		Total Tax Levy	113.79	Tax Levy Cancelled, Abated	
Land Area	48.39 Sq. Miles	State Equalization Ratio	.8689	Municipal Functions		Municipal Functions	59.78	or Adjusted	.38
1968 EXPENDITURES		1968 REVENUES			1968 PROPERTY TAX				
GENERAL GOVERNMENT		1968 Property Taxes Collected			182,787.74				
Governing Body & Public Boards		1968 Payments in Lieu of Taxes			45,018.12				
Municipal Clerk		Delinquent Tax & Lien Collections			2,734.00				
Financial Administration		Business Personalty Replacement Taxes			20,549.54				
Assessment of Taxes		Taxes from Public Utilities			12,948.98				
Collection of Taxes		Other Miscellaneous Tax Revenues			8,663.20				
Planning, Housing & Development		State Aid Revenues			272,701.58				
Elections		Federal Aid Revenues			18,691.08				
General Administration (other)		Sale of Acquired Property			291,392.66				
JUDICIARY		Other Miscellaneous Revenues							
Municipal Courts		Total 1968 Revenues							
PUBLIC SAFETY		Prior Years Surplus Appropriated							
Fire Protection		TOTAL REVENUES							
Police Protection									
Civil Defense & Disaster Control									
Environmental Inspection & Control									
Other Public Safety									
PUBLIC WORKS		1968 REAL PROPERTY VALUATIONS - ASSESSED							
Streets and Drainage		Code Class %							
Sewers and Sewage Processing		1 Vacant Land 12.19			912,900.00				
Garbage and Trash Disposal		2 Residential 65.85			4,932,100.00				
Public Buildings and Grounds		3 Farm 16.53			1,238,400.00				
Other Public Works		4a Commercial 4.63			346,800.00				
HEALTH and WELFARE		4b Industrial .79			59,500.00				
Health Services Except Environmental		4c Apartments							
Welfare-Public Assistance		Total Valuation 99.99			7,489,700.00				
Hospitals, Clinics, First Aid		CAPITAL DEBT AUTHORIZED, DECEMBER 31, 1968							
Animal, Insect, & Rodent Control		ISSUED AND UNISSUED			GROSS DEBT NET DEBT				
Other Welfare Services		School			632,197.06 120,261.29				
RECREATION and CONSERVATION		Self-liquidating			15,000.00 15,000.00				
Beaches and Boardwalks		Other			647,197.06 135,261.29				
Parks, Playgrounds, Shade Trees		Total							
Land Reclamation & Conservation		ISSUED AND OUTSTANDING							
Other Recreational Services		School			442,132.84				
EDUCATION (excluding schools)		Self-liquidating			15,000.00				
Libraries		Other			457,132.84				
Other Educational Services		Total							
STATUTORY EXPENDITURES		EQUALIZED VALUATION BASIS			7,824,623.67				
Pensions & F. I. C. A.		1968 CAPITAL OUTLAY			16,560.00				
Employee Fringe Benefits		Beaches and Boardwalks							
Other Statutory Expenditures		Parks and Playgrounds							
TOTAL MUNICIPAL FUNCTIONS		Public Buildings and Grounds			16,560.00				
CAPITAL IMPROVEMENTS		Vehicular Equipment							
DEBT SERVICE		Streets, Roads, Sidewalks, Storm Sewers							
Principal Payments		Sewer System							
Interest Payments		Water System							
Other Debt Administration		Other Utilities							
DEFERRED CHARGES		Hospitals and Clinics							
SCHOOL, COUNTY, SPECIAL DISTRICT TAXES		Garbage and Trash Disposal Facilities							
RESERVE FOR UNCOLLECTED TAXES		Health Equipment							
TOTAL EXPENDITURES		Library and Education Facilities							
		Conservation and Recreation							
		Other Expenditures							

0433		TAVISTOCK BORO				PER CAPITA:		PER CENT:		
Population 1960	10	Net Valuation Taxable	382,669	TAX RATE:		Gross Debt		Gross Debt		
Population 1968	10	State Equalized Value	812,978	General Rate Per \$100.	3.34	Net Debt		Net Debt		
		Net Valuation on Which County Taxes are apportioned:	926,188	Effective Tax Rate		Debt Service		Tax Levy Collected	.09	
Moody Rating				General Rate	1.57	Total Tax Levy	1,276.96	Tax Levy Cancelled, Abated		
Land Area	.44 Sq. Miles	State Equalization Ratio	.4707	Municipal Functions	.61	Municipal Functions	500.00	or Adjusted		
1968 EXPENDITURES		1968 REVENUES			1968 PROPERTY TAX					
GENERAL GOVERNMENT		1968 Property Taxes Collected			12,781.14		Local District School Taxes			1,550.00
Governing Body & Public Boards		1968 Payments in Lieu of Taxes					Regional & Consolidated School Taxes			
Municipal Clerk		Delinquent Tax & Lien Collections					School Taxes in Municipal Budget			
Financial Administration		Business Personalty Replacement Taxes			1,533.00		County Taxes			9,038.62
Assessment of Taxes		Taxes from Public Utilities			150.95		County Library Taxes			111.02
Collection of Taxes		Other Miscellaneous Tax Revenues					Local Municipal Purpose Taxes			2,070.00
Planning, Housing & Development		State Aid Revenues			40.00		Veteran & Senior Citizen Taxes			
Elections		Federal Aid Revenues					Total Taxes for Rate Computation			12,769.64
General Administration (other)		Sale of Acquired Property					Special District Taxes			
JUDICIARY		Other Miscellaneous Revenues			372.84		Bank Stock Taxes			
Municipal Courts		Total 1968 Revenues			14,877.93		Added and Omitted Taxes			
PUBLIC SAFETY		Prior Years Surplus Appropriated			1,118.00		Total Taxes Levied			12,769.64
Fire Protection		TOTAL REVENUES			15,995.93		1968 TAXES COLLECTED			12,781.14
Police Protection							1968 Taxes Cancelled, Abated or Adjusted			
Civil Defense & Disaster Control							Transfer To Tax Title Liens			
Environmental Inspection & Control							Balance Outstanding Dec. 31, 1968			
Other Public Safety										
PUBLIC WORKS		1968 REAL PROPERTY VALUATIONS - ASSESSED					PRIOR YEARS TAXES OUTSTANDING			
Streets and Drainage		Code Class %					Balance January 1, 1968			
Sewers and Sewage Processing		1 Vacant Land 21.14			80,550.00		Collected in 1968			
Garbage and Trash Disposal		2 Residential					Cancelled, Abated or Adjusted (1968)			
Public Buildings and Grounds		3 Farm 78.86			300,500.00		Transfers to Tax Title Liens			
Other Public Works		4a Commercial					Balance December 31, 1968			
HEALTH and WELFARE		4b Industrial					TAX TITLE LIENS OUTSTANDING			
Health Services Except Environmental		4c Apartments					Balance January 1, 1968			
Welfare-Public Assistance		Total Valuation 100.00			381,050.00		Transfers From Taxes			
Hospitals, Clinics, First Aid		CAPITAL DEBT AUTHORIZED, DECEMBER 31, 1968					Redeemed in 1968			
Animal, Insect, & Rodent Control		ISSUED AND UNISSUED			GROSS DEBT NET DEBT		Cancelled, Abated or Adjusted (1968)			
Other Welfare Services		School					Balance December 31, 1968			
RECREATION and CONSERVATION		Self-liquidating					PROPERTY ACQUIRED BY DEED OR FORECLOSURE			
Beaches and Boardwalks		Other					Balance January 1, 1968			
Parks, Playgrounds, Shade Trees		Total					Transfers From Liens			
Land Reclamation & Conservation		ISSUED AND OUTSTANDING					Sale for Cash (1968)			
Other Recreational Services		School					Cancelled, Abated or Adjusted (1968)			
EDUCATION (excluding schools)		Self-liquidating					Balance December 31, 1968			
Libraries		Other					CURRENT FINANCES DECEMBER 31, 1968			
Other Educational Services		Total					ASSETS			
STATUTORY EXPENDITURES		EQUALIZED VALUATION BASIS			772,643.67		Cash on Hand Dec. 31, 1968			7,424.09
Pensions & F. I. C. A.		1968 CAPITAL OUTLAY					Taxes Receivable			
Employee Fringe Benefits		Beaches and Boardwalks					Tax Title Liens			
Other Statutory Expenditures		Parks and Playgrounds					Foreclosed Property			
TOTAL MUNICIPAL FUNCTIONS		Public Buildings and Grounds					Emergencies & Other Deferred Charges			
CAPITAL IMPROVEMENTS		Vehicular Equipment					State Aid Receivable			139.00
DEBT SERVICE		Streets, Roads, Sidewalks, Storm Sewers					Other Receivables			7,563.09
Principal Payments		Sewer System					Total			
Interest Payments		Water System					LIABILITIES			726.05
Other Debt Administration		Other Utilities					Cash Liabilities			
DEFERRED CHARGES		Hospitals and Clinics					Reserves For Receivables			
SCHOOL, COUNTY, SPECIAL DISTRICT TAXES		Garbage and Trash Disposal Facilities					Surplus on Hand Dec. 31, 1968			6,837.04
RESERVE FOR UNCOLLECTED TAXES		Health Equipment					Total			7,563.09
TOTAL EXPENDITURES		Library and Education Facilities								
		Conservation and Recreation								
		Other Expenditures								

0260		TEANECK TWP			PER CAPITA:		PER CENT:	
Population 1960	42,085	Net Valuation Taxable	285,972,026	TAX RATE:	Gross Debt	96.43	Gross Debt	1.25
Population 1968	44,010	State Equalized Value	355,730,844	General Rate Per \$100.	Net Debt	14.99	Net Debt	.19
		Net Valuation on Which County Taxes		Effective Tax Rate	Debt Service	.95	Tax Levy Collected	98.69
Moody Rating		are apportioned:	347,761,698	General Rate	Total Tax Levy	248.02	Tax Levy Cancelled, Abated	
Land Area	5.90 Sq. Miles	State Equalization Ratio	.8639	Municipal Functions	Municipal Functions	113.94	or Adjusted	.10
1968 EXPENDITURES		1968 REVENUES		1968 PROPERTY TAX				
GENERAL GOVERNMENT		1968 Property Taxes Collected		10,773,118.86	Local District School Taxes		6,623,314.55	
Governing Body & Public Boards		1968 Payments in Lieu of Taxes		50,622.15	Regional & Consolidated School Taxes			
Municipal Clerk	35,819.00	Delinquent Tax & Lien Collections		167,075.14	School Taxes in Municipal Budget			
Financial Administration	29,934.00	Business Personalty Replacement Taxes		215,619.00	County Taxes		1,229,737.67	
Assessment of Taxes	40,286.00	Taxes from Public Utilities		541,759.38	County Library Taxes			
Collection of Taxes	13,541.00	Other Miscellaneous Tax Revenues		107,386.91	Local Municipal Purpose Taxes		2,989,862.45	
Planning, Housing & Development	3,830.00	State Aid Revenues			Veteran & Senior Citizen Taxes		245,960.00	
Elections	238,472.00	Federal Aid Revenues			Total Taxes for Rate Computation		11,088,874.67	
General Administration (other)		Sale of Acquired Property		115,600.00	Special District Taxes			
JUDICIARY	17,608.00	Other Miscellaneous Revenues		352,978.93	Bank Stock Taxes		19,426.27	
Municipal Courts		Total 1968 Revenues		12,324,160.37	Added and Omitted Taxes		53,259.26	
PUBLIC SAFETY		Prior Years Surplus Appropriated		770,000.00	Total Taxes Levied		10,915,600.20	
Fire Protection	776,210.00	TOTAL REVENUES		13,094,160.37	1968 TAXES COLLECTED		10,773,118.86	
Police Protection	829,838.00	1968 REAL PROPERTY VALUATIONS - ASSESSED			1968 Taxes Cancelled, Abated or Adjusted		11,028.48	
Civil Defense & Disaster Control	4,200.00	Code Class %			Transfer To Tax Title Liens		261.13	
Environmental Inspection & Control	26,144.00	1 Vacant Land 1.04		2,955,620.00	Balance Outstanding Dec. 31, 1968		145,879.73	
Other Public Safety		2 Residential 83.09		235,331,870.00	PRIOR YEARS TAXES OUTSTANDING			
PUBLIC WORKS		3 Farm		23,698,610.00	Balance January 1, 1968		173,288.08	
Streets and Drainage	648,777.00	4a Commercial 8.37		4,713,770.00	Collected in 1968		167,036.81	
Sewers and Sewage Processing	355,859.00	4b Industrial 1.66		16,508,830.00	Cancelled, Abated or Adjusted (1968)		4,593.89	
Garbage and Trash Disposal	26,205.00	4c Apartments 5.83		283,208,700.00	Transfers to Tax Title Liens		262.29	
Public Buildings and Grounds	106,220.00	Total Valuation 99.99			Balance December 31, 1968		1,395.09	
Other Public Works	59,500.00	CAPITAL DEBT AUTHORIZED, DECEMBER 31, 1968			TAX TITLE LIENS OUTSTANDING			
HEALTH and WELFARE		ISSUED AND UNISSUED			Balance January 1, 1968		458.93	
Health Services Except Environmental	56,380.00	School		3,584,000.00	Transfers From Taxes		563.80	
Welfare-Public Assistance	5,230.00	Self-liquidating		660,000.00	Redeemed in 1968		38.33	
Hospitals, Clinics, First Aid	10,400.00	Other		4,244,000.00	Cancelled, Abated or Adjusted (1968)			
Animal, Insect, & Rodent Control		Total			Balance December 31, 1968		984.40	
Other Welfare Services		ISSUED AND OUTSTANDING			PROPERTY ACQUIRED BY DEED OR FORECLOSURE			
RECREATION and CONSERVATION		School		3,584,000.00	Balance January 1, 1968		392,822.00	
Beaches and Boardwalks	185,730.00	Self-liquidating		60,000.00	Transfers From Liens			
Parks, Playgrounds, Shade Trees	125,768.00	Other		3,644,000.00	Sale for Cash (1968)		25,600.00	
Land Reclamation & Conservation		Total			Cancelled, Abated or Adjusted (1968)			
Other Recreational Services	253,938.00	EQUALIZED VALUATION BASIS		337,739,056.67	Balance December 31, 1968		367,222.00	
EDUCATION (excluding schools)		1968 CAPITAL OUTLAY		593,877.72	CURRENT FINANCES DECEMBER 31, 1968			
Libraries		Beaches and Boardwalks			ASSETS			
Other Educational Services		Parks and Playgrounds		59,466.66	Cash on Hand Dec. 31, 1968		1,709,147.89	
STATUTORY EXPENDITURES		Public Buildings and Grounds			Taxes Receivable		147,274.82	
Pensions & F. I. C. A.	306,000.00	Vehicular Equipment			Tax Title Liens		984.40	
Employee Fringe Benefits	161,600.00	Streets, Roads, Sidewalks, Storm Sewers		250,597.81	Foreclosed Property		367,222.00	
Other Statutory Expenditures		Sewer System			Emergencies & Other Deferred Charges		24,000.00	
TOTAL MUNICIPAL FUNCTIONS	4,317,489.00	Water System			State Aid Receivable		70,000.00	
CAPITAL IMPROVEMENTS	266,000.00	Other Utilities			Other Receivables		17,669.09	
DEBT SERVICE		Hospitals and Clinics			Total		2,336,298.20	
Principal Payments	37,172.32	Garbage and Trash Disposal Facilities			LIABILITIES			
Interest Payments	5,050.00	Health Equipment			Cash Liabilities		614,907.46	
Other Debt Administration	6,000.00	Library and Education Facilities			Reserves For Receivables		533,150.31	
DEFERRED CHARGES	7,853,052.22	Conservation and Recreation			Surplus on Hand Dec. 31, 1968		1,188,240.43	
SCHOOL, COUNTY, SPECIAL DISTRICT TAXES	382,903.61	Other Expenditures		283,813.25	Total		2,336,298.20	
RESERVE FOR UNCOLLECTED TAXES								
TOTAL EXPENDITURES	12,867,667.15							

0261		TENAFLY BORO				PER CAPITA:		PER CENT:	
Population 1960	14,264	Net Valuation Taxable	160,900,590	TAX RATE:		Gross Debt	652.25	Gross Debt	5.69
Population 1968	15,250	State Equalized Value	184,646,075	General Rate Per \$100.		Net Debt	193.27	Net Debt	1.68
		Net Valuation on Which County Taxes		Effective Tax Rate		Debt Service	10.29	Tax Levy Collected	99.36
Moody Rating	A	are apportioned:	179,257,639	General Rate		Total Tax Levy	326.26	Tax Levy Cancelled, Abated	
Land Area	34.40 Sq. Miles	State Equalization Ratio	.8714	Municipal Functions		Municipal Functions	129.82	or Adjusted	.03
1968 EXPENDITURES		1968 REVENUES				1968 PROPERTY TAX			
GENERAL GOVERNMENT		1968 Property Taxes Collected				4,943,892.92			
Governing Body & Public Boards		1968 Payments in Lieu of Taxes				25,761.59			
Municipal Clerk		Delinquent Tax & Lien Collections				39,850.16			
Financial Administration		Business Personalty Replacement Taxes				80,422.00			
Assessment of Taxes		Taxes from Public Utilities				256,018.13			
Collection of Taxes		Other Miscellaneous Tax Revenues				8,967.00			
Planning, Housing & Development		State Aid Revenues							
Elections		Federal Aid Revenues							
General Administration (other)		Sale of Acquired Property							
JUDICIARY		Other Miscellaneous Revenues				80,430.70			
Municipal Courts		Total 1968 Revenues				5,435,342.50			
PUBLIC SAFETY		Prior Years Surplus Appropriated				187,000.00			
Fire Protection		TOTAL REVENUES				5,622,342.50			
Police Protection		1968 REAL PROPERTY VALUATIONS - ASSESSED							
Civil Defense & Disaster Control		Code Class %							
Environmental Inspection & Control		1 Vacant Land 3.74				5,987,850.00			
Other Public Safety		2 Residential 84.94				135,981,400.00			
PUBLIC WORKS		3 Farm							
Streets and Drainage		4a Commercial 8.27				13,239,500.00			
Sewers and Sewage Processing		4b Industrial .95				1,521,800.00			
Garbage and Trash Disposal		4c Apartments 2.10				3,369,700.00			
Public Buildings and Grounds		Total Valuation 100.00				160,100,250.00			
Other Public Works		CAPITAL DEBT AUTHORIZED, DECEMBER 31, 1968							
HEALTH and WELFARE		ISSUED AND UNISSUED				GROSS DEBT NET DEBT			
Health Services Except Environmental		School				7,865,000.00 874,767.91			
Welfare-Public Assistance		Self-liquidating				2,081,898.28			
Hospitals, Clinics, First Aid		Other				2,072,673.74			
Animal, Insect, & Rodent Control		Total				9,946,898.28 2,947,441.65			
Other Welfare Services		ISSUED AND OUTSTANDING							
RECREATION and CONSERVATION		School				2,075,000.00			
Beaches and Boardwalks		Self-liquidating				2,008,950.00			
Parks, Playgrounds, Shade Trees		Other				4,083,950.00			
Land Reclamation & Conservation		Total				174,755,802.33			
Other Recreational Services		EQUALIZED VALUATION BASIS							
EDUCATION (excluding schools)		1968 CAPITAL OUTLAY				73,713.68			
Libraries		Beaches and Boardwalks				13,342.14			
Other Educational Services		Parks and Playgrounds				381.76			
STATUTORY EXPENDITURES		Public Buildings and Grounds				51,636.76			
Pensions & F. I. C. A.		Vehicular Equipment				500.00			
Employee Fringe Benefits		Streets, Roads, Sidewalks, Storm Sewers							
Other Statutory Expenditures		Sewer System							
TOTAL MUNICIPAL FUNCTIONS		Water System							
CAPITAL IMPROVEMENTS		Other Utilities							
DEBT SERVICE		Hospitals and Clinics							
Principal Payments		Garbage and Trash Disposal Facilities							
Interest Payments		Health Equipment							
Other Debt Administration		Library and Education Facilities							
DEFERRED CHARGES		Conservation and Recreation							
SCHOOL, COUNTY, SPECIAL DISTRICT TAXES		Other Expenditures							
RESERVE FOR UNCOLLECTED TAXES									
TOTAL EXPENDITURES									

0262		TETERBORO BORO				PER CAPITA:		PER CENT:		
Population 1960	22	Net Valuation Taxable	51,212,702	TAX RATE:		Gross Debt		Gross Debt		
Population 1968	20	State Equalized Value	54,644,368	General Rate Per \$100.	.65	Net Debt		Net Debt		
		Net Valuation on Which County Taxes		Effective Tax Rate		Debt Service		Tax Levy Collected	.51	
Moody Rating		are apportioned:	71,812,558	General Rate	.60	Total Tax Levy	16,668.42	Tax Levy Cancelled, Abated		
Land Area	1.20 Sq. Miles	State Equalization Ratio	.9372	Municipal Functions	.61	Municipal Functions	725.55	or Adjusted		
1968 EXPENDITURES		1968 REVENUES			1968 PROPERTY TAX					
GENERAL GOVERNMENT										
Governing Body & Public Boards		1968 Property Taxes Collected			335,081.90	Local District School Taxes				1,312.00
Municipal Clerk		1968 Payments in Lieu of Taxes			14,437.98	Regional & Consolidated School Taxes				
Financial Administration	2,500.00	Delinquent Tax & Lien Collections				School Taxes in Municipal Budget				
Assessment of Taxes	3,500.00	Business Personalty Replacement Taxes			129,259.00	County Taxes				254,299.06
Collection of Taxes	1,920.00	Taxes from Public Utilities			39,955.94	County Library Taxes				
Planning, Housing & Development		Other Miscellaneous Tax Revenues				Local Municipal Purpose Taxes				75,558.16
Elections	400.00	State Aid Revenues			5,098.00	Veteran & Senior Citizen Taxes				
General Administration (other)	52,400.00	Federal Aid Revenues				Total Taxes for Rate Computation				331,169.22
JUDICIARY		Sale of Acquired Property				Special District Taxes				
Municipal Courts	2,300.00	Other Miscellaneous Revenues			35,279.46	Bank Stock Taxes				1,581.84
PUBLIC SAFETY		Total 1968 Revenues			559,112.28	Added and Omitted Taxes				617.50
Fire Protection	11,150.00	Prior Years Surplus Appropriated			73,306.00	Total Taxes Levied				333,368.56
Police Protection	24,000.00	TOTAL REVENUES			632,418.28	1968 TAXES COLLECTED				335,081.90
Civil Defense & Disaster Control	1,500.00					1968 Taxes Cancelled, Abated or Adjusted				
Environmental Inspection & Control						Transfer To Tax Title Liens				
Other Public Safety						Balance Outstanding Dec. 31, 1968				
PUBLIC WORKS		1968 REAL PROPERTY VALUATIONS - ASSESSED								
Streets and Drainage	81,615.00	Code	Class	%						
Sewers and Sewage Processing	34,900.00	1	Vacant Land	1.22	609,300.00					
Garbage and Trash Disposal	24,000.00	2	Residential	.36	178,400.00					
Public Buildings and Grounds	19,550.00	3	Farm							
Other Public Works		4a	Commercial	.24	119,100.00					
HEALTH and WELFARE		4b	Industrial	98.19	49,217,200.00					
Health Services Except Environmental	2,275.00	4c	Apartments							
Welfare-Public Assistance	1.00	Total Valuation			50,124,000.00					
Hospitals, Clinics, First Aid	35,000.00	CAPITAL DEBT AUTHORIZED, DECEMBER 31, 1968								
Animal, Insect, & Rodent Control		ISSUED AND UNISSUED			GROSS DEBT	NET DEBT				
Other Welfare Services		School								
RECREATION and CONSERVATION		Self-liquidating								
Beaches and Boardwalks		Other								
Parks, Playgrounds, Shade Trees		Total								
Land Reclamation & Conservation		ISSUED AND OUTSTANDING								
Other Recreational Services		School								
EDUCATION (excluding schools)		Self-liquidating								
Libraries		Other								
Other Educational Services		Total								
STATUTORY EXPENDITURES		EQUALIZED VALUATION BASIS			53,073,966.00					
Pensions & F. I. C. A.	6,000.00	1968 CAPITAL OUTLAY			2,354.24	CURRENT FINANCES DECEMBER 31, 1968				
Employee Fringe Benefits	6,000.00	Beaches and Boardwalks				ASSETS				
Other Statutory Expenditures		Parks and Playgrounds				Cash on Hand Dec. 31, 1968				260,071.79
TOTAL MUNICIPAL FUNCTIONS	309,011.00	Public Buildings and Grounds				Taxes Receivable				
CAPITAL IMPROVEMENTS	20,000.00	Vehicular Equipment				Tax Title Liens				
DEBT SERVICE		Streets, Roads, Sidewalks, Storm Sewers			2,354.24	Foreclosed Property				
Principal Payments		Sewer System				Emergencies & Other Deferred Charges				
Interest Payments		Water System				State Aid Receivable				36,593.00
Other Debt Administration		Other Utilities				Other Receivables				
DEFERRED CHARGES	5,500.00	Hospitals and Clinics				Total				296,664.79
SCHOOL, COUNTY, SPECIAL DISTRICT TAXES	255,611.06	Garbage and Trash Disposal Facilities				LIABILITIES				
RESERVE FOR UNCOLLECTED TAXES		Health Equipment				Cash Liabilities				150,325.37
TOTAL EXPENDITURES	590,122.06	Library and Education Facilities				Reserves For Receivables				
		Conservation and Recreation				Surplus on Hand Dec. 31, 1968				146,339.42
		Other Expenditures				Total				296,664.79

1024		TEWKSBURY TWP				PER CAPITA:		PER CENT:	
Population 1960	1,908	Net Valuation Taxable	26,902,444	TAX RATE:		Gross Debt	619.54	Gross Debt	5.13
Population 1968	2,530	State Equalized Value	35,001,878	General Rate Per \$100.		Net Debt		Net Debt	
		Net Valuation on Which County Taxes		Effective Tax Rate		Debt Service		Tax Levy Collected	91.37
Moody Rating		are apportioned:	33,437,613	General Rate		Total Tax Levy	334.48	Tax Levy Cancelled, Abated	
Land Area	31.80 Sq. Miles	State Equalization Ratio	.7686	Municipal Functions		Municipal Functions	112.13	or Adjusted	.42
1968 EXPENDITURES		1968 REVENUES		1968 PROPERTY TAX					
GENERAL GOVERNMENT		1968 Property Taxes Collected		773,223.68		Local District School Taxes			
Governing Body & Public Boards		1968 Payments in Lieu of Taxes				Regional & Consolidated School Taxes			
Municipal Clerk		4,450.00		41,016.72		School Taxes in Municipal Budget			
Financial Administration		4,050.00		35,894.00		County Taxes			
Assessment of Taxes		6,020.00		38,704.73		County Library Taxes			
Collection of Taxes		4,270.00		13,139.00		Local Municipal Purpose Taxes			
Planning, Housing & Development		24,645.00		22,530.69		Veteran & Senior Citizen Taxes			
Elections		810.00		924,508.82		Total Taxes for Rate Computation			
General Administration (other)		4,150.00		100,000.00		Special District Taxes			
JUDICIARY		50.00		1,024,508.82		Bank Stock Taxes			
Municipal Courts		4,100.00		26,286,200.00		Added and Omitted Taxes			
PUBLIC SAFETY		95,650.00		15,344,800.00		Total Taxes Levied			
Fire Protection		31,000.00		6,828,000.00		1968 TAXES COLLECTED			
Police Protection		1,900.00		976,700.00		1968 Taxes Cancelled, Abated or Adjusted			
Civil Defense & Disaster Control		1,400.00		517,800.00		Transfer To Tax Title Liens			
Environmental Inspection & Control				26,286,200.00		Balance Outstanding Dec. 31, 1968			
Other Public Safety						PRIOR YEARS TAXES OUTSTANDING			
PUBLIC WORKS						Balance January 1, 1968			
Streets and Drainage						Collected in 1968			
Sewers and Sewage Processing						Cancelled, Abated or Adjusted (1968)			
Garbage and Trash Disposal						Transfers to Tax Title Liens			
Public Buildings and Grounds						Balance December 31, 1968			
Other Public Works						TAX TITLE LIENS OUTSTANDING			
HEALTH and WELFARE						Balance January 1, 1968			
Health Services Except Environmental						Transfers From Taxes			
Welfare-Public Assistance						Redeemed in 1968			
Hospitals, Clinics, First Aid						Cancelled, Abated or Adjusted (1968)			
Animal, Insect, & Rodent Control						Balance December 31, 1968			
Other Welfare Services						PROPERTY ACQUIRED BY DEED OR FORECLOSURE			
RECREATION and CONSERVATION						Balance January 1, 1968			
Beaches and Boardwalks						Transfers From Liens			
Parks, Playgrounds, Shade Trees						Sale for Cash (1968)			
Land Reclamation & Conservation						Cancelled, Abated or Adjusted (1968)			
Other Recreational Services						Balance December 31, 1968			
EDUCATION (excluding schools)						CURRENT FINANCES DECEMBER 31, 1968			
Libraries						ASSETS			
Other Educational Services						Cash on Hand Dec. 31, 1968			
STATUTORY EXPENDITURES						Taxes Receivable			
Pensions & F. I. C. A.						Tax Title Liens			
Employee Fringe Benefits						Foreclosed Property			
Other Statutory Expenditures						Emergencies & Other Deferred Charges			
TOTAL MUNICIPAL FUNCTIONS						State Aid Receivable			
CAPITAL IMPROVEMENTS						Other Receivables			
DEBT SERVICE						Total			
Principal Payments						LIABILITIES			
Interest Payments						Cash Liabilities			
Other Debt Administration						Reserves For Receivables			
DEFERRED CHARGES						Surplus on Hand Dec. 31, 1968			
SCHOOL, COUNTY, SPECIAL DISTRICT TAXES						Total			
RESERVE FOR UNCOLLECTED TAXES									
TOTAL EXPENDITURES									

1612		TOTOWA BORO				PER CAPITA:		PER CENT:	
Population 1960	10,897	Net Valuation Taxable	109,401,661	TAX RATE:		Gross Debt	417.17	Gross Debt	4.04
Population 1968	12,050	State Equalized Value	134,004,974	General Rate Per \$100.	2.59	Net Debt	213.63	Net Debt	2.07
		Net Valuation on Which County Taxes are apportioned:	120,069,503	Effective Tax Rate		Debt Service	11.82	Tax Levy Collected	95.26
Moody Rating	BAA			General Rate	2.11	Total Tax Levy	232.12	Tax Levy Cancelled, Abated	
Land Area	3.90 Sq. Miles	State Equalization Ratio	.8164	Municipal Functions	.70	Municipal Functions	78.93	or Adjusted	1.27
1968 EXPENDITURES		1968 REVENUES			1968 PROPERTY TAX				
GENERAL GOVERNMENT									
Governing Body & Public Boards	5,500.00	1968 Property Taxes Collected			2,664,770.67				
Municipal Clerk		1968 Payments in Lieu of Taxes							
Financial Administration	12,137.07	Delinquent Tax & Lien Collections			45,604.74				
Assessment of Taxes	12,150.00	Business Personalty Replacement Taxes			119,356.00				
Collection of Taxes	11,377.07	Taxes from Public Utilities			158,764.76				
Planning, Housing & Development	2,500.00	Other Miscellaneous Tax Revenues							
Elections	1,305.00	State Aid Revenues			44,126.00				
General Administration (other)	59,655.00	Federal Aid Revenues							
JUDICIARY		Sale of Acquired Property			26,150.00				
Municipal Courts	4,200.00	Other Miscellaneous Revenues			119,527.59				
PUBLIC SAFETY		Total 1968 Revenues			3,178,299.76				
Fire Protection	23,690.00	Prior Years Surplus Appropriated			110,000.00				
Police Protection	179,994.00	TOTAL REVENUES			3,288,299.76				
Civil Defense & Disaster Control	2,400.00								
Environmental Inspection & Control	3,320.00	1968 REAL PROPERTY VALUATIONS - ASSESSED							
Other Public Safety									
PUBLIC WORKS									
Streets and Drainage	118,980.00	Code Class %			6,026,200.00				
Sewers and Sewage Processing	65,915.00	1 Vacant Land 5.56			57,040,600.00				
Garbage and Trash Disposal	68,000.00	2 Residential 52.65			35,300.00				
Public Buildings and Grounds	5,810.02	3 Farm .03			26,100,100.00				
Other Public Works		4a Commercial 24.09			19,134,600.00				
HEALTH and WELFARE		4b Industrial 17.66							
Health Services Except Environmental	11,950.00	4c Apartments							
Welfare-Public Assistance	2,011.61	Total Valuation 99.99			108,336,800.00				
Hospitals, Clinics, First Aid		CAPITAL DEBT AUTHORIZED, DECEMBER 31, 1968							
Animal, Insect, & Rodent Control		ISSUED AND UNISSUED			NET DEBT				
Other Welfare Services		School			2,307,545.12				
RECREATION and CONSERVATION		Self-liquidating			105,785.39				
Beaches and Boardwalks		Other			2,574,330.90				
Parks, Playgrounds, Shade Trees	34,347.50	Total			2,574,330.90				
Land Reclamation & Conservation		ISSUED AND OUTSTANDING							
Other Recreational Services	4,705.00	School			2,307,545.12				
EDUCATION (excluding schools)		Self-liquidating			82,600.00				
Libraries	15,000.00	Other			2,572,550.00				
Other Educational Services		Total			4,962,695.12				
STATUTORY EXPENDITURES		EQUALIZED VALUATION BASIS			124,267,603.67				
Pensions & F. I. C. A.	39,249.35	1968 CAPITAL OUTLAY			520,232.24				
Employee Fringe Benefits	9,714.33	Beaches and Boardwalks							
Other Statutory Expenditures		Parks and Playgrounds			26,330.82				
TOTAL MUNICIPAL FUNCTIONS	693,910.95	Public Buildings and Grounds			11,618.61				
CAPITAL IMPROVEMENTS	5,000.00	Vehicular Equipment			458,795.84				
DEBT SERVICE		Streets, Roads, Sidewalks, Storm Sewers			23,376.08				
Principal Payments	84,000.00	Sewer System							
Interest Payments	58,542.02	Water System							
Other Debt Administration		Other Utilities							
DEFERRED CHARGES	27,481.06	Hospitals and Clinics							
SCHOOL, COUNTY, SPECIAL DISTRICT TAXES	2,363,929.49	Garbage and Trash Disposal Facilities							
RESERVE FOR UNCOLLECTED TAXES	82,285.12	Health Equipment							
TOTAL EXPENDITURES	3,315,148.64	Library and Education Facilities							
		Conservation and Recreation							
		Other Expenditures			110.89				

1111		TRENTON CITY			PER CAPITA:		PER CENT:	
Population 1960	114,167	Net Valuation Taxable	180,126,080	TAX RATE:	Gross Debt	260.40	Gross Debt	8.52
Population 1968	109,600	State Equalized Value	354,369,624	General Rate Per \$100.	Net Debt	91.74	Net Debt	3.00
		Net Valuation on Which County Taxes		Effective Tax Rate	Debt Service	15.23	Tax Levy Collected	91.45
Moody Rating		are apportioned:	370,660,843	General Rate	Total Tax Levy	194.25	Tax Levy Cancelled, Abated	
Land Area	7.50 Sq. Miles	State Equalization Ratio	.5083	Municipal Functions	Municipal Functions	168.31	or Adjusted	.91
1968 EXPENDITURES		1968 REVENUES		1968 PROPERTY TAX				
GENERAL GOVERNMENT								
Governing Body & Public Boards	122,220.64	1968 Property Taxes Collected	19,471,463.07	Local District School Taxes		7,919,759.31		
Municipal Clerk	62,056.73	1968 Payments in Lieu of Taxes	95,971.43	Regional & Consolidated School Taxes				
Financial Administration	138,832.12	Delinquent Tax & Lien Collections	1,421,896.88	School Taxes in Municipal Budget		280,566.50		
Assessment of Taxes	71,601.69	Business Personalty Replacement Taxes	2,600,441.00	County Taxes		3,103,156.46		
Collection of Taxes	108,164.18	Taxes from Public Utilities	1,379,808.78	County Library Taxes				
Planning, Housing & Development	439,185.39	Other Miscellaneous Tax Revenues	27,474.81	Local Municipal Purpose Taxes		9,850,996.05		
Elections	14,151.36	State Aid Revenues	848,549.78	Veteran & Senior Citizen Taxes		524,940.00		
General Administration (other)	941,434.08	Federal Aid Revenues	68,000.00	Total Taxes for Rate Computation		21,679,418.32		
JUDICIARY		Sale of Acquired Property	2,525.00	Special District Taxes				
Municipal Courts	74,634.16	Other Miscellaneous Revenues	1,772,005.51	Bank Stock Taxes		89,536.72		
PUBLIC SAFETY		Total 1968 Revenues	27,688,136.26	Added and Omitted Taxes		46,640.20		
Fire Protection	2,425,174.19	Prior Years Surplus Appropriated	900,000.00	Total Taxes Levied		21,290,655.24		
Police Protection	2,896,669.21	TOTAL REVENUES	28,588,136.26	1968 TAXES COLLECTED		19,471,463.07		
Civil Defense & Disaster Control	39,897.44	1968 REAL PROPERTY VALUATIONS - ASSESSED		1968 Taxes Cancelled, Abated or Adjusted		187,544.68		
Environmental Inspection & Control		Code	Class	%	Transfer To Tax Title Liens	196,613.82		
Other Public Safety	201,201.42	1	Vacant Land	.45	Balance Outstanding Dec. 31, 1968	1,435,033.67		
PUBLIC WORKS		2	Residential	53.37				
Streets and Drainage	1,058,979.42	3	Farm		PRIOR YEARS TAXES OUTSTANDING			
Sewers and Sewage Processing	463,659.63	4a	Commercial	30.68	Balance January 1, 1968	2,185,554.59		
Garbage and Trash Disposal	662,859.15	4b	Industrial	10.88	Collected in 1968	1,275,338.30		
Public Buildings and Grounds	509,273.35	4c	Apartments	4.63	Cancelled, Abated or Adjusted (1968)	32,820.43		
Other Public Works		Total Valuation	100.01	7,972,795.00	Transfers to Tax Title Liens	65,654.80		
HEALTH and WELFARE				172,355,980.00	Balance December 31, 1968	811,741.06		
Health Services Except Environmental	391,933.73	CAPITAL DEBT AUTHORIZED, DECEMBER 31, 1968						
Welfare-Public Assistance	534,675.44	ISSUED AND UNISSUED	GROSS DEBT	NET DEBT	TAX TITLE LIENS OUTSTANDING			
Hospitals, Clinics, First Aid		School	7,585,500.00		Balance January 1, 1968	443,797.14		
Animal, Insect, & Rodent Control	3,776.58	Self-liquidating	7,779,000.00		Transfers From Taxes	262,268.62		
Other Welfare Services		Other	13,176,046.79	10,055,255.79	Redeemed in 1968	146,558.58		
RECREATION and CONSERVATION		Total	28,540,546.79	10,055,255.79	Cancelled, Abated or Adjusted (1968)	93,441.64		
Beaches and Boardwalks		ISSUED AND OUTSTANDING			Balance December 31, 1968	466,065.54		
Parks, Playgrounds, Shade Trees	739,682.01	School		6,717,500.00	PROPERTY ACQUIRED BY DEED OR FORECLOSURE			
Land Reclamation & Conservation		Self-liquidating		6,464,000.00	Balance January 1, 1968	188,875.00		
Other Recreational Services	17,323.00	Other		12,121,627.00	Transfers From Liens	29,920.00		
EDUCATION (excluding schools)		Total		25,303,127.00	Sale for Cash (1968)	2,525.00		
Libraries	462,707.00	EQUALIZED VALUATION BASIS		334,765,003.00	Cancelled, Abated or Adjusted (1968)	15,475.00		
Other Educational Services	42,288.18	1968 CAPITAL OUTLAY		1,696,277.32	Balance December 31, 1968	200,795.00		
STATUTORY EXPENDITURES		Beaches and Boardwalks			CURRENT FINANCES DECEMBER 31, 1968			
Pensions & F. I. C. A.	1,620,068.28	Parks and Playgrounds	186,458.33		ASSETS			
Employee Fringe Benefits	151,235.00	Public Buildings and Grounds	35,097.00		Cash on Hand Dec. 31, 1968	2,680,690.30		
Other Statutory Expenditures		Vehicular Equipment	11,127.00		Taxes Receivable	2,246,774.73		
TOTAL MUNICIPAL FUNCTIONS	14,193,683.38	Streets, Roads, Sidewalks, Storm Sewers	250,661.68		Tax Title Liens	466,065.54		
CAPITAL IMPROVEMENTS	200,000.00	Sewer System			Foreclosed Property	200,795.00		
DEBT SERVICE		Water System			Emergencies & Other Deferred Charges	74,600.00		
Principal Payments	1,226,000.00	Other Utilities			State Aid Receivable			
Interest Payments	443,296.18	Hospitals and Clinics			Other Receivables	698,380.81		
Other Debt Administration		Garbage and Trash Disposal Facilities			Total	6,367,306.38		
DEFERRED CHARGES	257,388.00	Health Equipment			LIABILITIES			
SCHOOL, COUNTY, SPECIAL DISTRICT TAXES	11,303,482.27	Library and Education Facilities			Cash Liabilities	1,085,487.81		
RESERVE FOR UNCOLLECTED TAXES	2,126,650.83	Conservation and Recreation	188,577.67		Reserves For Receivables	3,612,016.08		
TOTAL EXPENDITURES	29,750,500.66	Other Expenditures	1,024,355.64		Surplus on Hand Dec. 31, 1968	1,669,802.49		
					Total	6,367,306.38		

1532		TUCKERTON BORO			PER CAPITA:		PER CENT:	
Population 1960	1,536	Net Valuation Taxable	11,369,022	TAX RATE:	Gross Debt	60.45	Gross Debt	.98
Population 1968	1,740	State Equalized Value	12,224,754	General Rate Per \$100.	Net Debt	8.73	Net Debt	.14
		Net Valuation on Which County Taxes		Effective Tax Rate	Debt Service	.11	Tax Levy Collected	90.36
Moody Rating		are apportioned:	11,550,492	General Rate	Total Tax Levy	213.88	Tax Levy Cancelled. Abated	
Land Area	3.80 Sq. Miles	State Equalization Ratio	.9300	Municipal Functions	Municipal Functions	79.20	or Adjusted	
1968 EXPENDITURES		1968 REVENUES		1968 PROPERTY TAX				
GENERAL GOVERNMENT		1968 Property Taxes Collected		336,320.28	Local District School Taxes		266,770.50	
Governing Body & Public Boards		1968 Payments in Lieu of Taxes			Regional & Consolidated School Taxes			
Municipal Clerk		Delinquent Tax & Lien Collections		27,105.48	School Taxes in Municipal Budget			
Financial Administration	1,335.00	Business Personality Replacement Taxes		7,399.00	County Taxes		59,271.73	
Assessment of Taxes	3,115.00	Taxes from Public Utilities		44,983.55	County Library Taxes		2,422.86	
Collection of Taxes	3,075.00	Other Miscellaneous Tax Revenues			Local Municipal Purpose Taxes		39,073.12	
Planning, Housing & Development	135.00	State Aid Revenues		2,523.00	Veteran & Senior Citizen Taxes		15,940.00	
Elections		Federal Aid Revenues			Total Taxes for Rate Computation		383,478.21	
General Administration (other)	12,495.00	Sale of Acquired Property			Special District Taxes			
JUDICIARY		Other Miscellaneous Revenues		19,231.62	Bank Stock Taxes		1,576.88	
Municipal Courts	2,800.00	Total 1968 Revenues		437,562.93	Added and Omitted Taxes		3,049.99	
PUBLIC SAFETY		Prior Years Surplus Appropriated		15,000.00	Total Taxes Levied		372,165.08	
Fire Protection	6,700.00	TOTAL REVENUES		452,562.93	1968 TAXES COLLECTED		336,320.28	
Police Protection	15,440.00	1968 REAL PROPERTY VALUATIONS - ASSESSED			1968 Taxes Cancelled, Abated or Adjusted			
Civil Defense & Disaster Control	300.00	Code Class %			Transfer To Tax Title Liens			
Environmental Inspection & Control	1,005.00	1 Vacant Land 7.98		859,230.00	Balance Outstanding Dec. 31, 1968		35,844.80	
Other Public Safety		2 Residential 79.44		8,555,825.00	PRIOR YEARS TAXES OUTSTANDING			
PUBLIC WORKS		3 Farm 12.59		1,355,525.00	Balance January 1, 1968		34,433.46	
Streets and Drainage	16,506.67	4a Commercial 12.59			Collected in 1968		25,416.01	
Sewers and Sewage Processing	15,372.00	4b Industrial			Cancelled, Abated or Adjusted (1968)			
Garbage and Trash Disposal	4,700.00	4c Apartments			Transfers to Tax Title Liens			
Public Buildings and Grounds		Total Valuation 100.01		10,770,580.00	Balance December 31, 1968		9,017.45	
Other Public Works		CAPITAL DEBT AUTHORIZED, DECEMBER 31, 1968			TAX TITLE LIENS OUTSTANDING			
HEALTH and WELFARE		ISSUED AND UNISSUED			Balance January 1, 1968		14,415.70	
Health Services Except Environmental	2,133.00	School		90,000.00	Transfers From Taxes			
Welfare-Public Assistance	680.00	Self-liquidating		15,200.00	Redeemed in 1968		1,599.47	
Hospitals, Clinics, First Aid		Other		105,200.00	Cancelled, Abated or Adjusted (1968)			
Animal, Insect, & Rodent Control	3,600.00	Total			Balance December 31, 1968		12,816.23	
Other Welfare Services		ISSUED AND OUTSTANDING			PROPERTY ACQUIRED BY DEED OR			
RECREATION and CONSERVATION		School		90,000.00	FORECLOSURE			
Beaches and Boardwalks		Self-liquidating			Balance January 1, 1968		31,175.00	
Parks, Playgrounds, Shade Trees		Other			Transfers From Liens			
Land Reclamation & Conservation		Total		90,000.00	Sale for Cash (1968)			
Other Recreational Services	1,180.00	EQUALIZED VALUATION BASIS		10,627,637.00	Cancelled, Abated or Adjusted (1968)			
EDUCATION (excluding schools)		1968 CAPITAL OUTLAY			Balance December 31, 1968		31,175.00	
Libraries	1,200.00	Beaches and Boardwalks			CURRENT FINANCES DECEMBER 31, 1968			
Other Educational Services		Parks and Playgrounds			ASSETS			
STATUTORY EXPENDITURES		Public Buildings and Grounds			Cash on Hand Dec. 31, 1968		162,761.57	
Pensions & F. I. C. A.	2,500.00	Vehicular Equipment			Taxes Receivable		44,862.25	
Employee Fringe Benefits		Streets, Roads, Sidewalks, Storm Sewers			Tax Title Liens		12,816.23	
Other Statutory Expenditures		Sewer System			Foreclosed Property		31,175.00	
TOTAL MUNICIPAL FUNCTIONS	94,271.67	Water System			Emergencies & Other Deferred Charges			
CAPITAL IMPROVEMENTS	2,000.00	Other Utilities			State Aid Receivable		5,022.00	
DEBT SERVICE		Hospitals and Clinics			Other Receivables		25,174.44	
Principal Payments		Garbage and Trash Disposal Facilities			Total		281,811.49	
Interest Payments	200.00	Health Equipment			LIABILITIES			
Other Debt Administration		Library and Education Facilities			Cash Liabilities		134,191.66	
DEFERRED CHARGES	723.60	Conservation and Recreation			Reserves For Receivables		114,027.92	
SCHOOL, COUNTY, SPECIAL DISTRICT TAXES	328,465.09	Other Expenditures			Surplus on Hand Dec. 31, 1968		33,591.91	
RESERVE FOR UNCOLLECTED TAXES	40,620.73				Total		281,811.49	
TOTAL EXPENDITURES	466,281.09							

1025		UNION TWP		TAX RATE:		PER CAPITA:		PER CENT:	
Population 1960	1,717	Net Valuation Taxable	12,271,425	General Rate Per \$100.	3.28	Gross Debt	466.26	Gross Debt	6.54
Population 1968	1,880	State Equalized Value	15,364,248	Effective Tax Rate		Net Debt	73.60	Net Debt	1.03
		Net Valuation on Which County Taxes are apportioned:	13,682,251	General Rate	2.61	Debt Service		Tax Levy Collected	82.43
Moody Rating		State Equalization Ratio	.7987	Municipal Functions	1.14	Total Tax Levy	210.51	Tax Levy Cancelled, Abated or Adjusted	1.01
Land Area	20.36 Sq. Miles					Municipal Functions	93.74		
1968 EXPENDITURES		1968 REVENUES		1968 PROPERTY TAX					
GENERAL GOVERNMENT									
Governing Body & Public Boards		1968 Property Taxes Collected		326,266.28		Local District School Taxes 179,432.50			
Municipal Clerk		1968 Payments in Lieu of Taxes				Regional & Consolidated School Taxes 106,240.38			
Financial Administration		2,200.00	Delinquent Tax & Lien Collections	63,134.15		School Taxes in Municipal Budget			
Assessment of Taxes		2,300.00	Business Personalty Replacement Taxes	23,590.00		County Taxes 63,609.66			
Collection of Taxes		3,700.00	Taxes from Public Utilities	22,682.54		County Library Taxes 2,291.04			
Planning, Housing & Development		2,700.00	Other Miscellaneous Tax Revenues			Local Municipal Purpose Taxes 41,433.41			
Elections			State Aid Revenues	13,895.00		Veteran & Senior Citizen Taxes 8,750.00			
General Administration (other)		9,040.00	Federal Aid Revenues			Total Taxes for Rate Computation 401,756.99			
JUDICIARY			Sale of Acquired Property			Special District Taxes			
Municipal Courts		3,000.00	Other Miscellaneous Revenues	23,210.86		Bank Stock Taxes 66.59			
PUBLIC SAFETY			Total 1968 Revenues	472,778.13		Added and Omitted Taxes 2,699.19			
Fire Protection		3,400.00	Prior Years Surplus Appropriated	17,044.38		Total Taxes Levied 395,772.77			
Police Protection		800.00	TOTAL REVENUES	489,822.51		1968 TAXES COLLECTED 326,266.28			
Civil Defense & Disaster Control		500.00				1968 Taxes Cancelled, Abated or Adjusted 4,011.32			
Environmental Inspection & Control		950.00				Transfer To Tax Title Liens			
Other Public Safety			1968 REAL PROPERTY VALUATIONS - ASSESSED			Balance Outstanding Dec. 31, 1968 66,340.92			
PUBLIC WORKS			Code Class %						
Streets and Drainage		48,000.00	1 Vacant Land 4.03	485,050.00		PRIOR YEARS TAXES OUTSTANDING			
Sewers and Sewage Processing			2 Residential 49.04	5,908,600.00		Balance January 1, 1968 97,868.36			
Garbage and Trash Disposal			3 Farm 27.38	3,298,550.00		Collected in 1968 62,358.46			
Public Buildings and Grounds		1,000.00	4a Commercial 16.57	1,996,940.00		Cancelled, Abated or Adjusted (1968) 510.14			
Other Public Works			4b Industrial 2.80	337,250.00		Transfers to Tax Title Liens			
HEALTH and WELFARE			4c Apartments .19	23,000.00		Balance December 31, 1968 34,999.76			
Health Services Except Environmental		625.00	Total Valuation 100.01	12,049,390.00		TAX TITLE LIENS OUTSTANDING			
Welfare-Public Assistance		1,690.00				Balance January 1, 1968 1,685.26			
Hospitals, Clinics, First Aid			ISSUED AND UNISSUED	GROSS DEBT 876,569.37	NET DEBT 138,377.20	Transfers From Taxes			
Animal, Insect, & Rodent Control			School			Redeemed in 1968 775.69			
Other Welfare Services			Self-liquidating			Cancelled, Abated or Adjusted (1968) 909.57			
RECREATION and CONSERVATION			Other	876,569.37	138,377.20	Balance December 31, 1968			
Beaches and Boardwalks			Total			PROPERTY ACQUIRED BY DEED OR FORECLOSURE			
Parks, Playgrounds, Shade Trees			ISSUED AND OUTSTANDING		133,964.01	Balance January 1, 1968			
Land Reclamation & Conservation			School			Transfers From Liens			
Other Recreational Services			Self-liquidating			Sale for Cash (1968)			
EDUCATION (excluding schools)			Other		133,964.01	Cancelled, Abated or Adjusted (1968)			
Libraries			Total			Balance December 31, 1968			
Other Educational Services			EQUALIZED VALUATION BASIS	13,387,426.67		CURRENT FINANCES DECEMBER 31, 1968			
STATUTORY EXPENDITURES			1968 CAPITAL OUTLAY			ASSETS			
Pensions & F. I. C. A.		3,300.00	Beaches and Boardwalks			Cash on Hand Dec. 31, 1968 271,897.88			
Employee Fringe Benefits		800.00	Parks and Playgrounds			Taxes Receivable 101,340.68			
Other Statutory Expenditures			Public Buildings and Grounds			Tax Title Liens 909.57			
TOTAL MUNICIPAL FUNCTIONS		84,005.00	Vehicular Equipment			Foreclosed Property			
CAPITAL IMPROVEMENTS			Streets, Roads, Sidewalks, Storm Sewers			Emergencies & Other Deferred Charges 1,000.00			
DEBT SERVICE			Sewer System			State Aid Receivable 24,382.00			
Principal Payments			Water System			Other Receivables 1,838.43			
Interest Payments			Other Utilities			Total 401,368.56			
Other Debt Administration			Hospitals and Clinics			LIABILITIES			
DEFERRED CHARGES		17,144.38	Garbage and Trash Disposal Facilities			Cash Liabilities 225,736.94			
SCHOOL, COUNTY, SPECIAL DISTRICT TAXES		351,573.58	Health Equipment			Reserves For Receivables 104,088.68			
RESERVE FOR UNCOLLECTED TAXES		75,095.00	Library and Education Facilities			Surplus on Hand Dec. 31, 1968 71,542.94			
TOTAL EXPENDITURES		527,817.96	Conservation and Recreation			Total 401,368.56			
			Other Expenditures						

1533		UNION TWP				PER CAPITA:		PER CENT:		
Population 1960	1,270	Net Valuation Taxable	9,147,240	TAX RATE:		Gross Debt	13.22	Gross Debt	.19	
Population 1968	1,470	State Equalized Value	10,975,809	General Rate Per \$100.	3.63	Net Debt	3.01	Net Debt	.04	
		Net Valuation on Which County Taxes		Effective Tax Rate		Debt Service		Tax Levy Collected	78.30	
Moody Rating		are apportioned:	10,508,250	General Rate	3.02	Total Tax Levy	219.16	Tax Levy Cancelled, Abated		
Land Area	36.30 Sq. Miles	State Equalization Ratio	.8334	Municipal Functions	1.56	Municipal Functions	116.89	or Adjusted		
1968 EXPENDITURES		1968 REVENUES			1968 PROPERTY TAX					
GENERAL GOVERNMENT		1968 Property Taxes Collected			252,269.39		Local District School Taxes			225,360.00
Governing Body & Public Boards		1968 Payments in Lieu of Taxes					Regional & Consolidated School Taxes			
Municipal Clerk		Delinquent Tax & Lien Collections			40,316.78		School Taxes in Municipal Budget			
Financial Administration	1,970.00	Business Personalty Replacement Taxes			6,692.00		County Taxes			53,982.78
Assessment of Taxes	3,955.00	Taxes from Public Utilities			36,406.21		County Library Taxes			2,206.55
Collection of Taxes	6,335.00	Other Miscellaneous Tax Revenues					Local Municipal Purpose Taxes			36,766.39
Planning, Housing & Development	1,500.00	State Aid Revenues			6,304.00		Veteran & Senior Citizen Taxes			13,290.00
Elections		Federal Aid Revenues					Total Taxes for Rate Computation			331,605.72
General Administration (other)	16,255.00	Sale of Acquired Property					Special District Taxes			
JUDICIARY		Other Miscellaneous Revenues			15,893.62		Bank Stock Taxes			2,083.61
Municipal Courts	4,320.00	Total 1968 Revenues			357,882.00		Added and Omitted Taxes			1,773.40
PUBLIC SAFETY		Prior Years Surplus Appropriated			38,600.00		Total Taxes Levied			322,172.73
Fire Protection	8,950.00	TOTAL REVENUES			396,482.00		1968 TAXES COLLECTED			252,269.39
Police Protection	8,750.00						1968 Taxes Cancelled, Abated or Adjusted			
Civil Defense & Disaster Control	250.00						Transfer To Tax Title Liens			
Environmental Inspection & Control	950.00						Balance Outstanding Dec. 31, 1968			69,903.34
Other Public Safety										
PUBLIC WORKS		1968 REAL PROPERTY VALUATIONS - ASSESSED								
Streets and Drainage	13,665.00	Code	Class	%						
Sewers and Sewage Processing		1	Vacant Land	28.10	2,425,940.00					
Garbage and Trash Disposal	12,800.00	2	Residential	57.33	4,949,770.00		PRIOR YEARS TAXES OUTSTANDING			
Public Buildings and Grounds	3,865.00	3	Farm	2.04	176,120.00		Balance January 1, 1968			55,917.61
Other Public Works		4a	Commercial	11.24	970,140.00		Collected in 1968			39,026.87
HEALTH and WELFARE		4b	Industrial	1.30	112,060.00		Cancelled, Abated or Adjusted (1968)			
Health Services Except Environmental	200.00	4c	Apartments				Transfers to Tax Title Liens			
Welfare-Public Assistance	2,100.00	Total Valuation			8,634,030.00		Balance December 31, 1968			16,890.74
Hospitals, Clinics, First Aid	500.00						TAX TITLE LIENS OUTSTANDING			
Animal, Insect, & Rodent Control	3,870.00						Balance January 1, 1968			40,722.10
Other Welfare Services							Transfers From Taxes			
RECREATION and CONSERVATION		CAPITAL DEBT AUTHORIZED, DECEMBER 31, 1968								
Beaches and Boardwalks		ISSUED AND UNISSUED			GROSS DEBT	NET DEBT	Redeemed in 1968			1,289.91
Parks, Playgrounds, Shade Trees		School			15,000.00		Cancelled, Abated or Adjusted (1968)			
Land Reclamation & Conservation		Self-liquidating			4,433.73	4,433.73	Balance December 31, 1968			39,432.19
Other Recreational Services	5,150.00	Other			19,433.73	4,433.73	PROPERTY ACQUIRED BY DEED OR FORECLOSURE			
EDUCATION (excluding schools)		ISSUED AND OUTSTANDING								
Libraries	100.00	School			15,000.00		Balance January 1, 1968			55,301.00
Other Educational Services	500.00	Self-liquidating					Transfers From Liens			
STATUTORY EXPENDITURES		Other			15,000.00		Sale for Cash (1968)			
Pensions & F. I. C. A.	2,200.00	Total			10,034,532.00		Cancelled, Abated or Adjusted (1968)			
Employee Fringe Benefits		EQUALIZED VALUATION BASIS								55,301.00
Other Statutory Expenditures		1968 CAPITAL OUTLAY								
TOTAL MUNICIPAL FUNCTIONS	98,185.00	Beaches and Boardwalks								
CAPITAL IMPROVEMENTS	2,000.00	Parks and Playgrounds								
DEBT SERVICE		Public Buildings and Grounds								
Principal Payments		Vehicular Equipment								
Interest Payments		Streets, Roads, Sidewalks, Storm Sewers								
Other Debt Administration		Sewer System								
DEFERRED CHARGES	1,084.21	Water System								
SCHOOL, COUNTY, SPECIAL DISTRICT TAXES	281,549.33	Other Utilities								
RESERVE FOR UNCOLLECTED TAXES	70,566.79	Hospitals and Clinics								
TOTAL EXPENDITURES	453,385.33	Garbage and Trash Disposal Facilities								
		Health Equipment								
		Library and Education Facilities								
		Conservation and Recreation								
		Other Expenditures								

2019		UNION TWP		TAX RATE:		PER CAPITA:		PER CENT:	
Population 1960	51,499	Net Valuation Taxable	219,400,470	General Rate Per \$100.	5.38	Gross Debt	213.46	Gross Debt	2.30
Population 1968	57,180	State Equalized Value	552,924,571	Effective Tax Rate		Net Debt	55.13	Net Debt	.59
		Net Valuation on Which County Taxes are apportioned:	563,473,877	General Rate	2.13	Debt Service	8.07	Tax Levy Collected	98.09
Moody Rating	A	State Equalization Ratio	.3968	Municipal Functions	1.05	Total Tax Levy	202.97	Tax Levy Cancelled, Abated or Adjusted	.18
Land Area	9.00 Sq. Miles					Municipal Functions	102.41		
1968 EXPENDITURES		1968 REVENUES		1968 PROPERTY TAX					
GENERAL GOVERNMENT		1968 Property Taxes Collected		11,385,436.77		Local District School Taxes 6,923,800.00			
Governing Body & Public Boards		1968 Payments in Lieu of Taxes		63,923.27		Regional & Consolidated School Taxes			
Municipal Clerk		Delinquent Tax & Lien Collections		195,096.34		School Taxes in Municipal Budget			
Financial Administration		44,800.00	Business Personality Replacement Taxes	1,067,638.00		County Taxes 2,314,000.47			
Assessment of Taxes		47,750.00	Taxes from Public Utilities	866,263.68		County Library Taxes			
Collection of Taxes		77,980.00	Other Miscellaneous Tax Revenues	51,735.79		Local Municipal Purpose Taxes 2,207,336.24			
Planning, Housing & Development		14,575.00	State Aid Revenues			Veteran & Senior Citizen Taxes 352,460.00			
Elections		7,100.00	Federal Aid Revenues			Total Taxes for Rate Computation 11,797,596.71			
General Administration (other)		174,194.00	Sale of Acquired Property	310,250.00		Special District Taxes			
JUDICIARY			Other Miscellaneous Revenues	491,368.02		Bank Stock Taxes 26,779.03			
Municipal Courts		30,250.00	Total 1968 Revenues	14,431,711.87		Added and Omitted Taxes 134,172.36			
PUBLIC SAFETY			Prior Years Surplus Appropriated	1,000,000.00		Total Taxes Levied 11,606,088.10			
Fire Protection		1,162,440.00	TOTAL REVENUES	15,431,711.87		1968 TAXES COLLECTED 11,385,436.77			
Police Protection		1,176,505.00	1968 REAL PROPERTY VALUATIONS - ASSESSED		1968 Taxes Cancelled, Abated or Adjusted 21,974.98				
Civil Defense & Disaster Control		16,275.00	Code	Class	%	Transfer To Tax Title Liens 951.79			
Environmental Inspection & Control		34,425.00	1	Vacant Land	1.87	Balance Outstanding Dec. 31, 1968 205,172.44			
Other Public Safety			2	Residential	68.30	PRIOR YEARS TAXES OUTSTANDING			
PUBLIC WORKS			3	Farm	.06	Balance January 1, 1968 317,318.02			
Streets and Drainage		378,525.00	4a	Commercial	12.37	Collected in 1968 194,005.63			
Sewers and Sewage Processing		56,100.00	4b	Industrial	14.23	Cancelled, Abated or Adjusted (1968) 41,513.38			
Garbage and Trash Disposal		345,100.00	4c	Apartments	3.17	Transfers to Tax Title Liens 546.91			
Public Buildings and Grounds		181,300.00	Total Valuation 100.00		215,677,260.00	Balance December 31, 1968 81,252.10			
Other Public Works			CAPITAL DEBT AUTHORIZED, DECEMBER 31, 1968			TAX TITLE LIENS OUTSTANDING			
HEALTH and WELFARE			ISSUED AND UNISSUED		GROSS DEBT	NET DEBT			
Health Services Except Environmental		139,999.00	School		8,743,000.00	Balance January 1, 1968 8,033.15			
Welfare-Public Assistance		30,875.00	Self-liquidating		3,463,000.00	Transfers From Taxes 1,573.58			
Hospitals, Clinics, First Aid		3,000.00	Other		12,206,000.00	Redeemed in 1968 1,090.71			
Animal, Insect, & Rodent Control		8,200.00	Total		3,152,589.86	Cancelled, Abated or Adjusted (1968)			
Other Welfare Services		23,020.00	ISSUED AND OUTSTANDING		8,093,000.00	Balance December 31, 1968 8,516.02			
RECREATION and CONSERVATION			School		2,687,000.00	PROPERTY ACQUIRED BY DEED OR FORECLOSURE			
Beaches and Boardwalks			Self-liquidating		10,780,000.00	Balance January 1, 1968 799,090.00			
Parks, Playgrounds, Shade Trees		40,950.00	Other			Transfers From Liens			
Land Reclamation & Conservation		91,800.00	Total			Sale for Cash (1968) 324,900.00			
Other Recreational Services			EQUALIZED VALUATION BASIS		528,844,023.33	Cancelled, Abated or Adjusted (1968)			
EDUCATION (excluding schools)			1968 CAPITAL OUTLAY		569,780.23	Balance December 31, 1968 474,190.00			
Libraries		217,704.00	Beaches and Boardwalks		4,941.77	CURRENT FINANCES DECEMBER 31, 1968			
Other Educational Services			Parks and Playgrounds		166,031.55	ASSETS			
STATUTORY EXPENDITURES			Public Buildings and Grounds		311,824.03	Cash on Hand Dec. 31, 1968 5,705,064.10			
Pensions & F. I. C. A.		377,300.00	Vehicular Equipment		10,397.16	Taxes Receivable 286,424.54			
Employee Fringe Benefits		172,500.00	Streets, Roads, Sidewalks, Storm Sewers			Tax Title Liens 8,516.02			
Other Statutory Expenditures			Sewer System			Foreclosed Property 474,190.00			
TOTAL MUNICIPAL FUNCTIONS		4,852,667.00	Water System			Emergencies & Other Deferred Charges 44,200.00			
CAPITAL IMPROVEMENTS		30,000.00	Other Utilities			State Aid Receivable			
DEBT SERVICE			Hospitals and Clinics			Other Receivables 57,710.24			
Principal Payments		375,000.00	Garbage and Trash Disposal Facilities			Total 6,576,104.90			
Interest Payments		87,000.00	Health Equipment		218.36	LIABILITIES			
Other Debt Administration		16,300.00	Library and Education Facilities		153.00	Cash Liabilities 4,012,777.95			
DEFERRED CHARGES		9,237,800.47	Conservation and Recreation		76,214.36	Reserves For Receivables 826,840.80			
SCHOOL, COUNTY, SPECIAL DISTRICT TAXES		495,348.27	Other Expenditures			Surplus on Hand Dec. 31, 1968 1,736,486.15			
RESERVE FOR UNCOLLECTED TAXES						Total 6,576,104.90			
TOTAL EXPENDITURES		15,094,115.74							

1350		UNION BEACH BORO				PER CAPITA:		PER CENT:		
Population 1960	5,862	Net Valuation Taxable	20,068,608	TAX RATE:		Gross Debt	64.47	Gross Debt	1.88	
Population 1968	6,910	State Equalized Value	25,246,707	General Rate Per \$100.		Net Debt	10.70	Net Debt	.31	
		Net Valuation on Which County Taxes		Effective Tax Rate		Debt Service	4.77	Tax Levy Collected	89.41	
Moody Rating		are apportioned:	27,598,276	General Rate		Total Tax Levy	111.66	Tax Levy Cancelled, Abated		
Land Area	1.80 Sq. Miles	State Equalization Ratio	.7949	Municipal Functions		Municipal Functions	80.49	or Adjusted		
1968 EXPENDITURES		1968 REVENUES		1968 PROPERTY TAX						
GENERAL GOVERNMENT										
Governing Body & Public Boards	1,875.00	1968 Property Taxes Collected		689,958.54		Local District School Taxes				463,521.50
Municipal Clerk	5,400.00	1968 Payments in Lieu of Taxes				Regional & Consolidated School Taxes				
Financial Administration	3,975.00	Delinquent Tax & Lien Collections		81,058.03		School Taxes in Municipal Budget				
Assessment of Taxes	3,400.00	Business Personalty Replacement Taxes		67,593.00		County Taxes				162,364.29
Collection of Taxes	17,305.00	Taxes from Public Utilities		65,589.04		County Library Taxes				5,849.92
Planning, Housing & Development	1,061.00	Other Miscellaneous Tax Revenues				Local Municipal Purpose Taxes				121,833.87
Elections	912.50	State Aid Revenues		3,592.00		Veteran & Senior Citizen Taxes				42,720.00
General Administration (other)	36,067.76	Federal Aid Revenues				Total Taxes for Rate Computation				796,289.58
JUDICIARY		Sale of Acquired Property		269,757.50		Special District Taxes				
Municipal Courts	4,590.00	Other Miscellaneous Revenues		52,700.03		Bank Stock Taxes				231.53
PUBLIC SAFETY		Total 1968 Revenues		1,230,248.14		Added and Omitted Taxes				17,802.47
Fire Protection	32,915.00	Prior Years Surplus Appropriated		80,000.00		Total Taxes Levied				771,603.58
Police Protection	83,500.00	TOTAL REVENUES		1,310,248.14		1968 TAXES COLLECTED				689,958.54
Civil Defense & Disaster Control	200.00					1968 Taxes Cancelled, Abated or Adjusted				
Environmental Inspection & Control	2,400.00	1968 REAL PROPERTY VALUATIONS - ASSESSED				Transfer To Tax Title Liens				10,000.00
Other Public Safety		Code Class %				Balance Outstanding Dec. 31, 1968				71,645.04
PUBLIC WORKS		1 Vacant Land 3.77		750,000.00		PRIOR YEARS TAXES OUTSTANDING				
Streets and Drainage	85,740.00	2 Residential 81.99		16,303,850.00		Balance January 1, 1968				92,555.98
Sewers and Sewage Processing		3 Farm				Collected in 1968				71,639.86
Garbage and Trash Disposal	52,000.00	4a Commercial 5.53		1,100,000.00		Cancelled, Abated or Adjusted (1968)				20,325.12
Public Buildings and Grounds	4,000.00	4b Industrial 8.71		1,731,770.00		Transfers to Tax Title Liens				
Other Public Works		4c Apartments				Balance December 31, 1968				591.00
HEALTH and WELFARE		Total Valuation 100.00.		19,885,620.00		TAX TITLE LIENS OUTSTANDING				
Health Services Except Environmental	9,970.00	CAPITAL DEBT AUTHORIZED, DECEMBER 31, 1968				Balance January 1, 1968				123,052.34
Welfare-Public Assistance	9,800.00	ISSUED AND UNISSUED GROSS DEBT NET DEBT				Transfers From Taxes				10,000.00
Hospitals, Clinics, First Aid		School 250,000.00				Redeemed in 1968				9,418.17
Animal, Insect, & Rodent Control	30.00	Self-liquidating 115,000.00				Cancelled, Abated or Adjusted (1968)				
Other Welfare Services		Other 80,535.00		73,985.00		Balance December 31, 1968				123,634.17
RECREATION and CONSERVATION		Total 445,535.00		73,985.00		PROPERTY ACQUIRED BY DEED OR FORECLOSURE				
Beaches and Boardwalks		ISSUED AND OUTSTANDING				Balance January 1, 1968				141,727.75
Parks, Playgrounds, Shade Trees	3,500.00	School		250,000.00		Transfers From Liens				
Land Reclamation & Conservation		Self-liquidating				Sale for Cash (1968)				2,872.50
Other Recreational Services	5,765.00	Other		76,995.00		Cancelled, Abated or Adjusted (1968)				
EDUCATION (excluding schools)		Total 326,995.00		326,995.00		Balance December 31, 1968				138,855.25
Libraries	4,000.00	EQUALIZED VALUATION BASIS		23,638,511.67		CURRENT FINANCES DECEMBER 31, 1968				
Other Educational Services		1968 CAPITAL OUTLAY				ASSETS				
STATUTORY EXPENDITURES		Beaches and Boardwalks				Cash on Hand Dec. 31, 1968				423,617.62
Pensions & F. I. C. A.	10,761.00	Parks and Playgrounds				Taxes Receivable				72,236.04
Employee Fringe Benefits	7,372.74	Public Buildings and Grounds				Tax Title Liens				123,634.17
Other Statutory Expenditures		Vehicular Equipment				Foreclosed Property				138,855.25
TOTAL MUNICIPAL FUNCTIONS	386,540.00	Streets, Roads, Sidewalks, Storm Sewers				Emergencies & Other Deferred Charges				3,350.00
CAPITAL IMPROVEMENTS	10,000.00	Sewer System				State Aid Receivable				21,330.00
DEBT SERVICE		Water System				Other Receivables				95,046.10
Principal Payments	29,000.00	Other Utilities				Total				878,069.18
Interest Payments	3,985.40	Hospitals and Clinics				LIABILITIES				
Other Debt Administration		Garbage and Trash Disposal Facilities				Cash Liabilities				142,382.99
DEFERRED CHARGES	14,006.00	Health Equipment				Reserves For Receivables				429,771.56
SCHOOL, COUNTY, SPECIAL DISTRICT TAXES	631,735.71	Library and Education Facilities				Surplus on Hand Dec. 31, 1968				305,914.63
RESERVE FOR UNCOLLECTED TAXES	112,718.00	Conservation and Recreation				Total				878,069.18
TOTAL EXPENDITURES	1,187,985.11	Other Expenditures								

0910		UNION CITY			PER CAPITA:		PER CENT:			
Population 1960	52,180	Net Valuation Taxable	147,207,520	TAX RATE:		Gross Debt	128.22	Gross Debt	4.19	
Population 1968	52,570	State Equalized Value	171,850,945	General Rate Per \$100.	6.98	Net Debt	26.78	Net Debt	.87	
		Net Valuation on Which County Taxes		Effective Tax Rate		Debt Service	10.68	Tax Levy Collected	93.19	
Moody Rating	BAA	are apportioned:	178,428,194	General Rate	5.97	Total Tax Levy	194.28	Tax Levy Cancelled, Abated		
Land Area	1.40 Sq. Miles	State Equalization Ratio	.8566	Municipal Functions	3.93	Municipal Functions	128.63	or Adjusted	2.31	
1968 EXPENDITURES		1968 REVENUES			1968 PROPERTY TAX					
GENERAL GOVERNMENT										
Governing Body & Public Boards	35,137.00	1968 Property Taxes Collected			9,518,933.93	Local District School Taxes				3,946,003.95
Municipal Clerk	24,742.00	1968 Payments in Lieu of Taxes			83,479.60	Regional & Consolidated School Taxes				
Financial Administration	45,387.00	Delinquent Tax & Lien Collections			411,218.14	School Taxes in Municipal Budget				210,516.06
Assessment of Taxes	70,854.00	Business Personalty Replacement Taxes			747,060.00	County Taxes				2,113,108.15
Collection of Taxes	63,976.00	Taxes from Public Utilities			425,008.74	County Library Taxes				
Planning, Housing & Development	20,688.00	Other Miscellaneous Tax Revenues				Local Municipal Purpose Taxes				3,886,374.47
Elections	8,812.00	State Aid Revenues			235,324.11	Veteran & Senior Citizen Taxes				113,870.00
General Administration (other)	173,542.00	Federal Aid Revenues				Total Taxes for Rate Computation				10,269,872.63
JUDICIARY		Sale of Acquired Property			16,054.78	Special District Taxes				
Municipal Courts	33,617.00	Other Miscellaneous Revenues			428,057.02	Bank Stock Taxes				41,164.85
PUBLIC SAFETY		Total 1968 Revenues			11,865,136.32	Added and Omitted Taxes				16,487.02
Fire Protection	881,597.78	Prior Years Surplus Appropriated			232,159.88	Total Taxes Levied				10,213,654.50
Police Protection	961,658.00	TOTAL REVENUES			12,097,296.20	1968 TAXES COLLECTED				9,518,933.93
Civil Defense & Disaster Control	5,848.00					1968 Taxes Cancelled, Abated or Adjusted				236,069.32
Environmental Inspection & Control	13,120.00	1968 REAL PROPERTY VALUATIONS - ASSESSED				Transfer To Tax Title Liens				84,955.65
Other Public Safety		Code				Balance Outstanding Dec. 31, 1968				374,553.03
PUBLIC WORKS		1								
Streets and Drainage	755,464.88	2				PRIOR YEARS TAXES OUTSTANDING				
Sewers and Sewage Processing	264,517.20	3				Balance January 1, 1968				825,973.78
Garbage and Trash Disposal	327,000.00	4a				Collected in 1968				407,408.23
Public Buildings and Grounds	179,101.00	4b				Cancelled, Abated or Adjusted (1968)				45,146.46
Other Public Works		4c				Transfers to Tax Title Liens				87,200.56
HEALTH and WELFARE		Total Valuation			100.01	Balance December 31, 1968				286,218.53
Health Services Except Environmental	167,986.00									
Welfare-Public Assistance	278,132.00	CAPITAL DEBT AUTHORIZED, DECEMBER 31, 1968				TAX TITLE LIENS OUTSTANDING				
Hospitals, Clinics, First Aid		ISSUED AND UNISSUED				Balance January 1, 1968				93,795.71
Animal, Insect, & Rodent Control	4,500.00	School			4,412,000.00	Transfers From Taxes				182,343.48
Other Welfare Services	19,130.00	Self-liquidating			2,329,000.00	Redeemed in 1968				3,809.91
RECREATION and CONSERVATION		Other			6,741,000.00	Cancelled, Abated or Adjusted (1968)				18,514.16
Beaches and Boardwalks		Total				Balance December 31, 1968				253,815.12
Parks, Playgrounds, Shade Trees	203,515.00	ISSUED AND OUTSTANDING				PROPERTY ACQUIRED BY DEED OR				
Land Reclamation & Conservation		School			4,012,000.00	FORECLOSURE				
Other Recreational Services	7,000.00	Self-liquidating			2,059,000.00	Balance January 1, 1968				63,650.00
EDUCATION (excluding schools)		Other			6,071,000.00	Transfers From Liens				24,100.00
Libraries	77,113.00	Total				Sale for Cash (1968)				16,529.78
Other Educational Services	15,015.62					Cancelled, Abated or Adjusted (1968)				52,220.22
STATUTORY EXPENDITURES		EQUALIZED VALUATION BASIS			160,727,892.00	Balance December 31, 1968				19,000.00
Pensions & F. I. C. A.	620,472.94	1968 CAPITAL OUTLAY			1,640,905.75	CURRENT FINANCES DECEMBER 31, 1968				
Employee Fringe Benefits	120,000.00	Beaches and Boardwalks				ASSETS				
Other Statutory Expenditures		Parks and Playgrounds				Cash on Hand Dec. 31, 1968				531,983.49
TOTAL MUNICIPAL FUNCTIONS	5,377,926.42	Public Buildings and Grounds			1,450,000.00	Taxes Receivable				660,771.56
CAPITAL IMPROVEMENTS	15,000.00	Vehicular Equipment			161,421.75	Tax Title Liens				253,815.12
DEBT SERVICE		Streets, Roads, Sidewalks, Storm Sewers				Foreclosed Property				19,000.00
Principal Payments	350,000.00	Sewer System				Emergencies & Other Deferred Charges				45,362.44
Interest Payments	211,451.94	Water System				State Aid Receivable				112,342.38
Other Debt Administration		Other Utilities				Other Receivables				4,555.70
DEFERRED CHARGES	58,024.26	Hospitals and Clinics				Total				1,627,830.69
SCHOOL, COUNTY, SPECIAL DISTRICT TAXES	6,269,628.16	Garbage and Trash Disposal Facilities				LIABILITIES				
RESERVE FOR UNCOLLECTED TAXES	749,921.22	Health Equipment				Cash Liabilities				480,258.55
		Library and Education Facilities				Reserves For Receivables				938,142.38
		Conservation and Recreation				Surplus on Hand Dec. 31, 1968				209,429.76
TOTAL EXPENDITURES	13,031,952.00	Other Expenditures			29,484.00	Total				1,627,830.69

0511		UPPER TWP		PER CAPITA:		PER CENT:			
Population 1960	2,539	Net Valuation Taxable	19,429,684	TAX RATE:		Gross Debt	31.68	Gross Debt	.42
Population 1968	3,030	State Equalized Value	25,744,910	General Rate Per \$100.		Net Debt		Net Debt	
		Net Valuation on Which County Taxes		Effective Tax Rate		Debt Service		Tax Levy Collected	96.77
Moody Rating		are apportioned:	24,087,106	General Rate		Total Tax Levy	63.72	Tax Levy Cancelled, Abated	
Land Area	64.53 Sq. Miles	State Equalization Ratio	.7547	Municipal Functions		Municipal Functions	301.65	or Adjusted	.44
1968 EXPENDITURES		1968 REVENUES		1968 PROPERTY TAX					
GENERAL GOVERNMENT		1968 Property Taxes Collected		186,853.39		Local District School Taxes			59,441.85
Governing Body & Public Boards		1968 Payments in Lieu of Taxes		20,490.18		Regional & Consolidated School Taxes			
Municipal Clerk		Delinquent Tax & Lien Collections		4,203.00		School Taxes in Municipal Budget			
Financial Administration		Business Personality Replacement Taxes		862,973.79		County Taxes			127,789.07
Assessment of Taxes		Taxes from Public Utilities		12,089.00		County Library Taxes			2,668.39
Collection of Taxes		Other Miscellaneous Tax Revenues		73,703.41		Local Municipal Purpose Taxes			
Planning, Housing & Development		State Aid Revenues		1,160,312.77		Veteran & Senior Citizen Taxes			24,110.00
Elections		Federal Aid Revenues		400,000.00		Total Taxes for Rate Computation			214,009.31
General Administration (other)		Sale of Acquired Property		1,560,312.77		Special District Taxes			
JUDICIARY		Other Miscellaneous Revenues		Total 1968 Revenues		Bank Stock Taxes			1,006.84
Municipal Courts		Prior Years Surplus Appropriated		TOTAL REVENUES		Added and Omitted Taxes			2,180.64
PUBLIC SAFETY						Total Taxes Levied			193,086.79
Fire Protection						1968 TAXES COLLECTED			186,853.39
Police Protection						1968 Taxes Cancelled, Abated or Adjusted			860.24
Civil Defense & Disaster Control						Transfer To Tax Title Liens			2,396.38
Environmental Inspection & Control						Balance Outstanding Dec. 31, 1968			24,961.11
Other Public Safety									
PUBLIC WORKS		1968 REAL PROPERTY VALUATIONS - ASSESSED				PRIOR YEARS TAXES OUTSTANDING			
Streets and Drainage		Code Class %		1,912,100.00		Balance January 1, 1968			22,199.34
Sewers and Sewage Processing		1 Vacant Land 10.31		12,384,350.00		Collected in 1968			19,541.72
Garbage and Trash Disposal		2 Residential 66.81		252,300.00		Cancelled, Abated or Adjusted (1968)			44.61
Public Buildings and Grounds		3 Farm 1.36		2,463,850.00		Transfers to Tax Title Liens			561.11
Other Public Works		4a Commercial 13.29		1,525,000.00		Balance December 31, 1968			2,051.90
HEALTH and WELFARE		4b Industrial 8.23		18,537,600.00		TAX TITLE LIENS OUTSTANDING			
Health Services Except Environmental		4c Apartments				Balance January 1, 1968			64,212.97
Welfare-Public Assistance		Total Valuation 100.00				Transfers From Taxes			3,104.33
Hospitals, Clinics, First Aid		ISSUED AND UNISSUED		GROSS DEBT 96,000.00		NET DEBT		948.46	
Animal, Insect, & Rodent Control		School						Cancelled, Abated or Adjusted (1968)	4,719.25
Other Welfare Services		Self-liquidating						Balance December 31, 1968	61,649.59
RECREATION and CONSERVATION		Other						PROPERTY ACQUIRED BY DEED OR FORECLOSURE	
Beaches and Boardwalks		Total		96,000.00				Balance January 1, 1968	13,079.00
Parks, Playgrounds, Shade Trees		ISSUED AND OUTSTANDING						Transfers From Liens	15,750.00
Land Reclamation & Conservation		School		96,000.00				Sale for Cash (1968)	
Other Recreational Services		Self-liquidating						Cancelled, Abated or Adjusted (1968)	
EDUCATION (excluding schools)		Other						Balance December 31, 1968	28,829.00
Libraries		Total		96,000.00				CURRENT FINANCES DECEMBER 31, 1968	
Other Educational Services		EQUALIZED VALUATION BASIS		22,504,229.67				ASSETS	
STATUTORY EXPENDITURES		1968 CAPITAL OUTLAY						Cash on Hand Dec. 31, 1968	1,678,315.27
Pensions & F. I. C. A.		Beaches and Boardwalks						Taxes Receivable	27,013.01
Employee Fringe Benefits		Parks and Playgrounds						Tax Title Liens	61,649.59
Other Statutory Expenditures		Public Buildings and Grounds						Foreclosed Property	28,829.00
TOTAL MUNICIPAL FUNCTIONS		Vehicular Equipment						Emergencies & Other Deferred Charges	70,000.00
CAPITAL IMPROVEMENTS		Streets, Roads, Sidewalks, Storm Sewers						State Aid Receivable	7,845.42
DEBT SERVICE		Sewer System						Other Receivables	3,784.80
Principal Payments		Water System						Total	1,877,437.09
Interest Payments		Other Utilities						LIABILITIES	
Other Debt Administration		Hospitals and Clinics						Cash Liabilities	330,066.64
DEFERRED CHARGES		Garbage and Trash Disposal Facilities						Reserves For Receivables	121,276.40
SCHOOL, COUNTY, SPECIAL DISTRICT TAXES		Health Equipment						Surplus on Hand Dec. 31, 1968	1,426,094.05
RESERVE FOR UNCOLLECTED TAXES		Library and Education Facilities						Total	1,877,437.09
TOTAL EXPENDITURES		Conservation and Recreation							
		Other Expenditures							

0613		UPPER DEERFIELD TWP			PER CAPITA:		PER CENT:	
Population 1960	6,040	Net Valuation Taxable	11,270,439	TAX RATE:	Gross Debt	36.98	Gross Debt	.95
Population 1968	7,300	State Equalized Value	30,485,363	General Rate Per \$100.	Net Debt		Net Debt	
		Net Valuation on Which County Taxes		Effective Tax Rate	Debt Service		Tax Levy Collected	93.36
Moody Rating		are apportioned:	30,716,185	General Rate	Total Tax Levy	111.03	Tax Levy Cancelled, Abated	
Land Area	31.80 Sq. Miles	State Equalization Ratio	.3697	Municipal Functions	Municipal Functions	40.80	or Adjusted	.09
1968 EXPENDITURES		1968 REVENUES			1968 PROPERTY TAX			
GENERAL GOVERNMENT								
Governing Body & Public Boards		1968 Property Taxes Collected			756,776.97			
Municipal Clerk		1968 Payments in Lieu of Taxes			36,003.91			
Financial Administration	3,800.00	Delinquent Tax & Lien Collections			60,788.00			
Assessment of Taxes	6,400.00	Business Personalty Replacement Taxes			78,345.92			
Collection of Taxes	6,400.00	Taxes from Public Utilities			9,185.00			
Planning, Housing & Development	3,400.00	Other Miscellaneous Tax Revenues			18,837.01			
Elections		State Aid Revenues			959,936.81			
General Administration (other)	22,425.00	Federal Aid Revenues			70,003.00			
JUDICIARY		Sale of Acquired Property			1,029,939.81			
Municipal Courts	3,950.00	Other Miscellaneous Revenues						
PUBLIC SAFETY		Total 1968 Revenues			1968 TAXES COLLECTED			
Fire Protection	5,700.00	Prior Years Surplus Appropriated			730.90			
Police Protection	14,300.00	TOTAL REVENUES			570.60			
Civil Defense & Disaster Control	350.00				52,585.91			
Environmental Inspection & Control	1,800.00	1968 REAL PROPERTY VALUATIONS - ASSESSED						
Other Public Safety								
PUBLIC WORKS								
Streets and Drainage	57,262.00							
Sewers and Sewage Processing								
Garbage and Trash Disposal	6,300.00							
Public Buildings and Grounds	2,500.00							
Other Public Works								
HEALTH and WELFARE								
Health Services Except Environmental	4,600.00							
Welfare-Public Assistance	3,200.00							
Hospitals, Clinics, First Aid	1,000.00							
Animal, Insect, & Rodent Control	650.00							
Other Welfare Services								
RECREATION and CONSERVATION								
Beaches and Boardwalks								
Parks, Playgrounds, Shade Trees								
Land Reclamation & Conservation								
Other Recreational Services	1,000.00							
EDUCATION (excluding schools)								
Libraries								
Other Educational Services								
STATUTORY EXPENDITURES								
Pensions & F. I. C. A.	2,210.00							
Employee Fringe Benefits								
Other Statutory Expenditures								
TOTAL MUNICIPAL FUNCTIONS	147,247.00							
CAPITAL IMPROVEMENTS								
DEBT SERVICE								
Principal Payments								
Interest Payments								
Other Debt Administration								
DEFERRED CHARGES	86,000.00							
SCHOOL, COUNTY, SPECIAL DISTRICT TAXES	755,846.47							
RESERVE FOR UNCOLLECTED TAXES	64,616.00							
TOTAL EXPENDITURES	1,053,709.47							

1351		UPPER FREEHOLD TWP		PER CAPITA:		PER CENT:	
Population 1960	2,363	Net Valuation Taxable	17,778,962	TAX RATE:		Gross Debt	4.77
Population 1968	2,860	State Equalized Value	20,835,534	General Rate Per \$100.	2.51	Net Debt	.01
		Net Valuation on Which County Taxes are apportioned:	21,081,807	Effective Tax Rate		Debt Service	92.88
Moody Rating		State Equalization Ratio	.8533	General Rate	2.14	Total Tax Levy	153.86
Land Area	47.10 Sq. Miles			Municipal Functions	.82	Municipal Functions	60.38
							or Adjusted
1968 EXPENDITURES		1968 REVENUES		1968 PROPERTY TAX			
GENERAL GOVERNMENT		1968 Property Taxes Collected	408,737.48	Local District School Taxes			
Governing Body & Public Boards		1968 Payments in Lieu of Taxes		Regional & Consolidated School Taxes		282,807.85	
Municipal Clerk		Delinquent Tax & Lien Collections	21,534.59	School Taxes in Municipal Budget		123,975.69	
Financial Administration	1,950.00	Business Personality Replacement Taxes	18,513.00	County Taxes		4,466.90	
Assessment of Taxes	2,950.00	Taxes from Public Utilities	56,092.64	Local Municipal Purpose Taxes		23,934.00	
Collection of Taxes	3,525.00	Other Miscellaneous Tax Revenues		Veteran & Senior Citizen Taxes		9,780.00	
Planning, Housing & Development	2,150.00	State Aid Revenues	5,828.00	Total Taxes for Rate Computation		444,964.44	
Elections	525.00	Federal Aid Revenues		Special District Taxes			
General Administration (other)	13,450.00	Sale of Acquired Property		Bank Stock Taxes			
JUDICIARY		Other Miscellaneous Revenues	8,510.41	Added and Omitted Taxes		4,877.60	
Municipal Courts	2,300.00	Total 1968 Revenues	519,216.12	Total Taxes Levied		440,062.04	
PUBLIC SAFETY		Prior Years Surplus Appropriated	55,000.00	1968 TAXES COLLECTED		408,737.48	
Fire Protection	4,025.00	TOTAL REVENUES	574,216.12	1968 Taxes Cancelled, Abated or Adjusted		623.02	
Police Protection	1,650.00			Transfer To Tax Title Liens			
Civil Defense & Disaster Control	250.00			Balance Outstanding Dec. 31, 1968		30,323.65	
Environmental Inspection & Control	710.00						
Other Public Safety		1968 REAL PROPERTY VALUATIONS - ASSESSED					
PUBLIC WORKS		Code Class %					
Streets and Drainage	80,475.00	1 Vacant Land 2.20	365,450.00	PRIOR YEARS TAXES OUTSTANDING			
Sewers and Sewage Processing		2 Residential 31.11	5,164,850.00	Balance January 1, 1968		22,076.34	
Garbage and Trash Disposal		3 Farm 61.09	10,140,000.00	Collected in 1968		21,534.59	
Public Buildings and Grounds	725.00	4a Commercial 5.50	913,500.00	Cancelled, Abated or Adjusted (1968)		.04	
Other Public Works		4b Industrial		Transfers to Tax Title Liens			
HEALTH and WELFARE		4c Apartments .10	15,900.00	Balance December 31, 1968		541.71	
Health Services Except Environmental	1,250.00	Total Valuation 100.00	16,599,700.00				
Welfare-Public Assistance	900.00			TAX TITLE LIENS OUTSTANDING			
Hospitals, Clinics, First Aid		ISSUED AND UNISSUED		Balance January 1, 1968		307.72	
Animal, Insect, & Rodent Control		School	883,653.07	Transfers From Taxes			
Other Welfare Services		Self-liquidating		Redeemed in 1968			
RECREATION and CONSERVATION		Other	2,665.00	Cancelled, Abated or Adjusted (1968)			
Beaches and Boardwalks		Total	886,318.07	Balance December 31, 1968		307.72	
Parks, Playgrounds, Shade Trees				PROPERTY ACQUIRED BY DEED OR			
Land Reclamation & Conservation		ISSUED AND OUTSTANDING		FORECLOSURE			
Other Recreational Services	200.00	School	883,653.07	Balance January 1, 1968			
EDUCATION (excluding schools)		Self-liquidating		Transfers From Liens			
Libraries	800.00	Other		Sale for Cash (1968)			
Other Educational Services		Total	883,653.07	Cancelled, Abated or Adjusted (1968)			
STATUTORY EXPENDITURES		EQUALIZED VALUATION BASIS	18,556,409.67	Balance December 31, 1968			
Pensions & F. I. C. A.	1,260.00	1968 CAPITAL OUTLAY		CURRENT FINANCES DECEMBER 31, 1968			
Employee Fringe Benefits		Beaches and Boardwalks		ASSETS			
Other Statutory Expenditures		Parks and Playgrounds		Cash on Hand Dec. 31, 1968		178,241.74	
TOTAL MUNICIPAL FUNCTIONS	119,095.00	Public Buildings and Grounds		Taxes Receivable		30,865.36	
CAPITAL IMPROVEMENTS	10,000.00	Vehicular Equipment		Tax Title Liens		307.72	
DEBT SERVICE		Streets, Roads, Sidewalks, Storm Sewers		Foreclosed Property			
Principal Payments		Sewer System		Emergencies & Other Deferred Charges		200.00	
Interest Payments		Water System		State Aid Receivable		28,885.85	
Other Debt Administration		Other Utilities		Other Receivables		762.07	
DEFERRED CHARGES	1,001.53	Hospitals and Clinics		Total		239,262.74	
SCHOOL, COUNTY, SPECIAL DISTRICT TAXES	411,250.44	Garbage and Trash Disposal Facilities		LIABILITIES			
RESERVE FOR UNCOLLECTED TAXES	42,603.47	Health Equipment		Cash Liabilities		80,787.76	
TOTAL EXPENDITURES	583,956.44	Library and Education Facilities		Reserves For Receivables		31,935.15	
		Conservation and Recreation		Surplus on Hand Dec. 31, 1968		126,539.83	
		Other Expenditures		Total		239,262.74	

1713		UPPER PENNS NECK TWP				PER CAPITA:		PER CENT:	
Population 1960	7,595	Net Valuation Taxable	7,810,583	TAX RATE:		Gross Debt	347.06	Gross Debt	10.13
Population 1968	8,380	State Equalized Value	31,242,332	General Rate Per \$100.		Net Debt	5.57	Net Debt	.16
		Net Valuation on Which County Taxes		Effective Tax Rate		Debt Service	2.52	Tax Levy Collected	91.97
Moody Rating		are apportioned:	31,813,396	General Rate		Total Tax Levy	107.80	Tax Levy Cancelled, Abated	
Land Area	18.15 Sq. Miles	State Equalization Ratio	.2500	Municipal Functions		Municipal Functions	72.32	or Adjusted	.19
1968 EXPENDITURES		1968 REVENUES			1968 PROPERTY TAX				
GENERAL GOVERNMENT									
Governing Body & Public Boards	5,000.00	1968 Property Taxes Collected			830,906.82	Local District School Taxes			
Municipal Clerk	2,080.00	1968 Payments in Lieu of Taxes				Regional & Consolidated School Taxes			
Financial Administration	8,800.00	Delinquent Tax & Lien Collections			77,294.15	School Taxes in Municipal Budget			
Assessment of Taxes	4,750.00	Business Personalty Replacement Taxes			222,678.00	County Taxes			
Collection of Taxes	7,380.00	Taxes from Public Utilities			94,434.95	County Library Taxes			
Planning, Housing & Development	1,075.00	Other Miscellaneous Tax Revenues				Local Municipal Purpose Taxes			
Elections		State Aid Revenues			49,450.60	Veteran & Senior Citizen Taxes			
General Administration (other)	16,550.00	Federal Aid Revenues				Total Taxes for Rate Computation			
JUDICIARY		Sale of Acquired Property				Special District Taxes			
Municipal Courts	11,150.00	Other Miscellaneous Revenues			50,383.00	Bank Stock Taxes			
PUBLIC SAFETY		Total 1968 Revenues			1,325,147.52	Added and Omitted Taxes			
Fire Protection	13,360.00	Prior Years Surplus Appropriated			68,000.00	Total Taxes Levied			
Police Protection	123,800.00	TOTAL REVENUES			1,393,147.52	1968 TAXES COLLECTED			
Civil Defense & Disaster Control	325.00					1968 Taxes Cancelled, Abated or Adjusted			
Environmental Inspection & Control	1,705.00					Transfer To Tax Title Liens			
Other Public Safety						Balance Outstanding Dec. 31, 1968			
PUBLIC WORKS		1968 REAL PROPERTY VALUATIONS - ASSESSED							
Streets and Drainage	155,357.19	Code	Class	%					
Sewers and Sewage Processing	45,279.96	1	Vacant Land	1.50	114,750.00	PRIOR YEARS TAXES OUTSTANDING			
Garbage and Trash Disposal	40,335.00	2	Residential	64.41	4,935,505.00	Balance January 1, 1968			
Public Buildings and Grounds	13,930.00	3	Farm	3.79	290,360.00	Collected in 1968			
Other Public Works		4a	Commercial	7.46	571,535.00	Cancelled, Abated or Adjusted (1968)			
HEALTH and WELFARE		4b	Industrial	19.59	1,501,216.00	Transfers to Tax Title Liens			
Health Services Except Environmental	7,590.00	4c	Apartments	3.26	249,670.00	Balance December 31, 1968			
Welfare-Public Assistance	4,556.14	Total Valuation 100.00			7,663,036.00	TAX TITLE LIENS OUTSTANDING			
Hospitals, Clinics, First Aid	1,200.00	CAPITAL DEBT AUTHORIZED, DECEMBER 31, 1968				Balance January 1, 1968			
Animal, Insect, & Rodent Control	1,460.00	ISSUED AND UNISSUED			GROSS DEBT	NET DEBT			
Other Welfare Services		School			2,861,720.70				
RECREATION and CONSERVATION		Self-liquidating			46,700.00	46,700.00			
Beaches and Boardwalks		Other			2,908,420.70	46,700.00			
Parks, Playgrounds, Shade Trees	2,000.00	ISSUED AND OUTSTANDING							
Land Reclamation & Conservation		School			271,627.70	PROPERTY ACQUIRED BY DEED OR FORECLOSURE			
Other Recreational Services	1,413.65	Self-liquidating			44,800.00	Balance January 1, 1968			
EDUCATION (excluding schools)		Other			316,427.70	Transfers From Liens			
Libraries	6,000.00	EQUALIZED VALUATION BASIS			28,695,275.67	Sale for Cash (1968)			
Other Educational Services		1968 CAPITAL OUTLAY			11,947.59	Cancelled, Abated or Adjusted (1968)			
STATUTORY EXPENDITURES		Beaches and Boardwalks				Balance December 31, 1968			
Pensions & F. I. C. A.	15,086.35	Parks and Playgrounds			7,515.00	CURRENT FINANCES DECEMBER 31, 1968			
Employee Fringe Benefits	7,400.00	Public Buildings and Grounds				ASSETS			
Other Statutory Expenditures		Vehicular Equipment				Cash on Hand Dec. 31, 1968			
TOTAL MUNICIPAL FUNCTIONS	497,583.29	Streets, Roads, Sidewalks, Storm Sewers			832.59	Taxes Receivable			
CAPITAL IMPROVEMENTS	3,000.00	Sewer System				Tax Title Liens			
DEBT SERVICE		Water System				Foreclosed Property			
Principal Payments	19,950.00	Other Utilities				Emergencies & Other Deferred Charges			
Interest Payments	1,200.00	Hospitals and Clinics				State Aid Receivable			
Other Debt Administration		Garbage and Trash Disposal Facilities				Other Receivables			
DEFERRED CHARGES	5,803.50	Health Equipment				Total			
SCHOOL, COUNTY, SPECIAL DISTRICT TAXES	797,635.92	Library and Education Facilities				LIABILITIES			
RESERVE FOR UNCOLLECTED TAXES	78,505.68	Conservation and Recreation				Cash Liabilities			
TOTAL EXPENDITURES	1,403,678.39	Other Expenditures			3,600.00	Reserves For Receivables			
						Surplus on Hand Dec. 31, 1968			
						Total			

1714
Population 1960 62,715
Population 1968 3,120

Moody Rating
Land Area 39.19 Sq. Miles

Net Valuation Taxable 3,771,250
State Equalized Value 12,964,077
Net Valuation on Which County Taxes
are apportioned: 13,295,756
State Equalization Ratio .2909

UPPER PITTSBURGH TWP
TAX RATE:
General Rate Per \$100. 9.27
Effective Tax Rate
General Rate 2.69
Municipal Functions 1.36

PER CAPITA:
Gross Debt 89.74
Net Debt
Debt Service
Total Tax Levy 108.07
Municipal Functions 56.88

PER CENT:
Gross Debt 2.27
Net Debt
Tax Levy Collected 92.43
Tax Levy Cancelled, Abated
or Adjusted

1968 EXPENDITURES		1968 REVENUES		1968 PROPERTY TAX	
GENERAL GOVERNMENT					
Governing Body & Public Boards		1968 Property Taxes Collected	311,671.57	Local District School Taxes	240,541.00
Municipal Clerk		1968 Payments in Lieu of Taxes		Regional & Consolidated School Taxes	
Financial Administration	2,200.00	Delinquent Tax & Lien Collections	51,102.76	School Taxes in Municipal Budget	
Assessment of Taxes	2,600.00	Business Personalty Replacement Taxes	20,908.00	County Taxes	96,456.89
Collection of Taxes	3,600.00	Taxes from Public Utilities	57,581.08	County Library Taxes	
Planning, Housing & Development		Other Miscellaneous Tax Revenues		Local Municipal Purpose Taxes	
Elections		State Aid Revenues	21,122.00	Veteran & Senior Citizen Taxes	12,400.00
General Administration (other)	9,700.00	Federal Aid Revenues		Total Taxes for Rate Computation	349,397.89
JUDICIARY		Sale of Acquired Property		Special District Taxes	
Municipal Courts	4,600.00	Other Miscellaneous Revenues	17,839.73	Bank Stock Taxes	
PUBLIC SAFETY		Total 1968 Revenues	480,225.14	Added and Omitted Taxes	180.77
Fire Protection	3,300.00	Prior Years Surplus Appropriated	46,444.40	Total Taxes Levied	337,178.66
Police Protection		TOTAL REVENUES	526,669.54	1968 TAXES COLLECTED	311,671.57
Civil Defense & Disaster Control				1968 Taxes Cancelled, Abated or Adjusted	
Environmental Inspection & Control	800.00			Transfer To Tax Title Liens	189.50
Other Public Safety				Balance Outstanding Dec. 31, 1968	25,317.59
PUBLIC WORKS		1968 REAL PROPERTY VALUATIONS - ASSESSED		PRIOR YEARS TAXES OUTSTANDING	
Streets and Drainage	40,500.00	Code	Class	Balance January 1, 1968	59,611.34
Sewers and Sewage Processing	2,900.00	1	Vacant Land	Collected in 1968	51,102.76
Garbage and Trash Disposal		2	Residential	Cancelled, Abated or Adjusted (1968)	40.65
Public Buildings and Grounds	7,500.00	3	Farm	Transfers to Tax Title Liens	
Other Public Works		4a	Commercial	Balance December 31, 1968	8,467.93
HEALTH and WELFARE		4b	Industrial		
Health Services Except Environmental	500.00	4c	Apartments		
Welfare-Public Assistance	950.00		Total Valuation		
Hospitals, Clinics, First Aid	300.00		100.00		
Animal, Insect, & Rodent Control					
Other Welfare Services					
RECREATION and CONSERVATION		CAPITAL DEBT AUTHORIZED, DECEMBER 31, 1968		TAX TITLE LIENS OUTSTANDING	
Beaches and Boardwalks		ISSUED AND UNISSUED	GROSS DEBT	Balance January 1, 1968	2,819.95
Parks, Playgrounds, Shade Trees		School	280,000.00	Transfers From Taxes	189.50
Land Reclamation & Conservation		Self-liquidating		Redeemed in 1968	
Other Recreational Services		Other		Cancelled, Abated or Adjusted (1968)	
EDUCATION (excluding schools)		Total	280,000.00	Balance December 31, 1968	3,009.45
Libraries				PROPERTY ACQUIRED BY DEED OR FORECLOSURE	
Other Educational Services	40,000.00	ISSUED AND OUTSTANDING		Balance January 1, 1968	
STATUTORY EXPENDITURES		School	280,000.00	Transfers From Liens	
Pensions & F. I. C. A.	1,000.00	Self-liquidating		Sale for Cash (1968)	
Employee Fringe Benefits		Other		Cancelled, Abated or Adjusted (1968)	
Other Statutory Expenditures		Total	280,000.00	Balance December 31, 1968	
TOTAL MUNICIPAL FUNCTIONS	120,450.00	EQUALIZED VALUATION BASIS	12,327,463.00	CURRENT FINANCES DECEMBER 31, 1968	
CAPITAL IMPROVEMENTS	1,000.00	1968 CAPITAL OUTLAY		ASSETS	
DEBT SERVICE		Beaches and Boardwalks		Cash on Hand Dec. 31, 1968	143,581.91
Principal Payments		Parks and Playgrounds		Taxes Receivable	33,785.52
Interest Payments		Public Buildings and Grounds		Tax Title Liens	3,009.45
Other Debt Administration		Vehicular Equipment		Foreclosed Property	
DEFERRED CHARGES		Streets, Roads, Sidewalks, Storm Sewers		Emergencies & Other Deferred Charges	
SCHOOL, COUNTY, SPECIAL DISTRICT TAXES	336,997.89	Sewer System		State Aid Receivable	11,988.47
RESERVE FOR UNCOLLECTED TAXES	56,024.40	Water System		Other Receivables	150.00
		Other Utilities		Total	192,515.35
		Hospitals and Clinics		LIABILITIES	
		Garbage and Trash Disposal Facilities		Cash Liabilities	24,121.02
		Health Equipment		Reserves For Receivables	36,944.97
		Library and Education Facilities		Surplus on Hand Dec. 31, 1968	131,449.36
		Conservation and Recreation		Total	192,515.35
TOTAL EXPENDITURES	514,472.29	Other Expenditures			

0263		UPPER SADDLE RIVER			PER CAPITA:	PER CENT:
Population 1960	3,570	Net Valuation Taxable	77,450,229	TAX RATE:	Gross Debt	744.35
Population 1968	6,360	State Equalized Value	82,105,617	General Rate Per \$100.	Net Debt	121.93
		Net Valuation on Which County Taxes are apportioned:	76,633,548	Effective Tax Rate	Debt Service	3.52
Moody Rating		State Equalization Ratio	.9433	General Rate	Total Tax Levy	368.86
Land Area	5.10 Sq. Miles			Municipal Functions	Municipal Functions	108.83
						or Adjusted
						.25
1968 EXPENDITURES		1968 REVENUES		1968 PROPERTY TAX		
GENERAL GOVERNMENT		1968 Property Taxes Collected		2,269,390.94	Local District School Taxes	970,766.66
Governing Body & Public Boards		1968 Payments in Lieu of Taxes			Regional & Consolidated School Taxes	721,149.38
Municipal Clerk		Delinquent Tax & Lien Collections		102,949.31	School Taxes in Municipal Budget	
Financial Administration	2,200.00	Business Personalty Replacement Taxes		31,545.00	County Taxes	271,188.48
Assessment of Taxes	12,300.00	Taxes from Public Utilities		113,532.45	County Library Taxes	
Collection of Taxes	9,156.00	Other Miscellaneous Tax Revenues		888.00	Local Municipal Purpose Taxes	327,452.55
Planning, Housing & Development	3,375.00	State Aid Revenues			Veteran & Senior Citizen Taxes	32,660.00
Elections		Federal Aid Revenues			Total Taxes for Rate Computation	2,323,217.07
General Administration (other)	59,066.77	Sale of Acquired Property			Special District Taxes	
JUDICIARY		Other Miscellaneous Revenues		62,597.13	Bank Stock Taxes	185.78
Municipal Courts	3,055.00	Total 1968 Revenues		2,580,902.83	Added and Omitted Taxes	55,265.02
PUBLIC SAFETY		Prior Years Surplus Appropriated		125,000.00	Total Taxes Levied	2,346,007.87
Fire Protection	29,135.00	TOTAL REVENUES		2,705,902.83	1968 TAXES COLLECTED	2,269,390.94
Police Protection	116,416.53	1968 REAL PROPERTY VALUATIONS - ASSESSED			1968 Taxes Cancelled, Abated or Adjusted	5,867.70
Civil Defense & Disaster Control	1,179.00	Code	Class	%	Transfer To Tax Title Liens	21.00
Environmental Inspection & Control	5,715.71	1	Vacant Land	4.20	Balance Outstanding Dec. 31, 1968	72,018.03
Other Public Safety		2	Residential	86.60		
PUBLIC WORKS		3	Farm	1.21		
Streets and Drainage	102,499.29	4a	Commercial	8.00	PRIOR YEARS TAXES OUTSTANDING	
Sewers and Sewage Processing		4b	Industrial		Balance January 1, 1968	124,697.53
Garbage and Trash Disposal	94,600.00	4c	Apartments		Collected in 1968	102,949.31
Public Buildings and Grounds	7,215.00	Total Valuation		76,873,150.00	Cancelled, Abated or Adjusted (1968)	21,609.45
Other Public Works					Transfers to Tax Title Liens	
HEALTH and WELFARE					Balance December 31, 1968	138.77
Health Services Except Environmental	8,200.00	CAPITAL DEBT AUTHORIZED, DECEMBER 31, 1968			TAX TITLE LIENS OUTSTANDING	
Welfare-Public Assistance	542.00	ISSUED AND UNISSUED			Balance January 1, 1968	128.27
Hospitals, Clinics, First Aid		School	GROSS DEBT	4,712,472.01	Transfers From Taxes	21.00
Animal, Insect, & Rodent Control		Self-liquidating		21,600.00	Redeemed in 1968	
Other Welfare Services		Other		4,734,072.01	Cancelled, Abated or Adjusted (1968)	
RECREATION and CONSERVATION		Total			Balance December 31, 1968	149.27
Beaches and Boardwalks		ISSUED AND OUTSTANDING			PROPERTY ACQUIRED BY DEED OR FORECLOSURE	
Parks, Playgrounds, Shade Trees	13,850.00	School		4,637,472.01	Balance January 1, 1968	
Land Reclamation & Conservation		Self-liquidating		21,600.00	Transfers From Liens	
Other Recreational Services	300.00	Other		4,659,072.01	Sale for Cash (1968)	
EDUCATION (excluding schools)		Total			Cancelled, Abated or Adjusted (1968)	
Libraries	24,080.00	EQUALIZED VALUATION BASIS		72,086,350.33	Balance December 31, 1968	
Other Educational Services		1968 CAPITAL OUTLAY		26,482.75	CURRENT FINANCES DECEMBER 31, 1968	
STATUTORY EXPENDITURES		Beaches and Boardwalks			ASSETS	
Pensions & F. I. C. A.	20,279.70	Parks and Playgrounds			Cash on Hand Dec. 31, 1968	306,865.77
Employee Fringe Benefits		Public Buildings and Grounds			Taxes Receivable	72,156.80
Other Statutory Expenditures		Vehicular Equipment			Tax Title Liens	149.27
TOTAL MUNICIPAL FUNCTIONS	513,165.00	Streets, Roads, Sidewalks, Storm Sewers			Foreclosed Property	
CAPITAL IMPROVEMENTS	28,000.00	Sewer System			Emergencies & Other Deferred Charges	7,500.00
DEBT SERVICE		Water System			State Aid Receivable	14,299.00
Principal Payments	21,600.00	Other Utilities			Other Receivables	168.60
Interest Payments	850.00	Hospitals and Clinics			Total	401,139.44
Other Debt Administration		Garbage and Trash Disposal Facilities			LIABILITIES	
DEFERRED CHARGES	2,500.00	Health Equipment			Cash Liabilities	112,966.13
SCHOOL, COUNTY, SPECIAL DISTRICT TAXES	1,963,104.52	Library and Education Facilities			Reserves For Receivables	72,474.67
RESERVE FOR UNCOLLECTED TAXES	126,078.33	Conservation and Recreation			Surplus on Hand Dec. 31, 1968	215,698.64
TOTAL EXPENDITURES	2,655,297.85	Other Expenditures		26,482.75	Total	401,139.44

0122		VENTNOR CITY				PER CAPITA:		PER CENT:	
Population 1960	8,688	Net Valuation Taxable	36,620,524	TAX RATE:		Gross Debt	405.75	Gross Debt	5.72
Population 1968	9,650	State Equalized Value	77,177,079	General Rate Per \$100.	7.13	Net Debt	216.26	Net Debt	3.05
		Net Valuation on Which County Taxes		Effective Tax Rate		Debt Service	20.89	Tax Levy Collected	94.87
Moody Rating	BAA	are apportioned:	73,486,926	General Rate	3.38	Total Tax Levy	265.97	Tax Levy Cancelled, Abated	
Land Area	1.99 Sq. Miles	State Equalization Ratio	.4745	Municipal Functions	2.23	Municipal Functions	179.10	or Adjusted	
1968 EXPENDITURES		1968 REVENUES			1968 PROPERTY TAX				
GENERAL GOVERNMENT									
Governing Body & Public Boards		1968 Property Taxes Collected			2,435,141.99				
Municipal Clerk		1968 Payments in Lieu of Taxes							
Financial Administration		Delinquent Tax & Lien Collections			100,928.79				
Assessment of Taxes		Business Personalty Replacement Taxes			34,653.00				
Collection of Taxes		Taxes from Public Utilities			122,458.60				
Planning, Housing & Development		Other Miscellaneous Tax Revenues							
Elections		State Aid Revenues			9,510.00				
General Administration (other)		Federal Aid Revenues							
JUDICIARY		Sale of Acquired Property			76,855.00				
Municipal Courts		Other Miscellaneous Revenues			189,054.09				
PUBLIC SAFETY		Total 1968 Revenues			2,968,601.47				
Fire Protection		Prior Years Surplus Appropriated			100,000.00				
Police Protection		TOTAL REVENUES			3,068,601.47				
Civil Defense & Disaster Control									
Environmental Inspection & Control									
Other Public Safety									
PUBLIC WORKS		1968 REAL PROPERTY VALUATIONS - ASSESSED							
Streets and Drainage		Code Class %							
Sewers and Sewage Processing		1 Vacant Land 3.36			1,279,550.00				
Garbage and Trash Disposal		2 Residential 76.32			27,396,050.00				
Public Buildings and Grounds		3 Farm							
Other Public Works		4a Commercial 6.78			2,431,950.00				
HEALTH and WELFARE		4b Industrial .40			143,150.00				
Health Services Except Environmental		4c Apartments 12.94			4,643,600.00				
Welfare-Public Assistance		Total Valuation 100.00			35,894,300.00				
Hospitals, Clinics, First Aid									
Animal, Insect, & Rodent Control		CAPITAL DEBT AUTHORIZED, DECEMBER 31, 1968							
Other Welfare Services		ISSUED AND UNISSUED			GROSS DEBT NET DEBT				
RECREATION and CONSERVATION		School			1,242,500.00				
Beaches and Boardwalks		Self-liquidating			2,673,000.00				
Parks, Playgrounds, Shade Trees		Other			3,915,500.00				
Land Reclamation & Conservation		Total			2,087,000.00				
Other Recreational Services		ISSUED AND OUTSTANDING							
EDUCATION (excluding schools)		School			120,000.00				
Libraries		Self-liquidating			1,997,000.00				
Other Educational Services		Other			2,117,000.00				
STATUTORY EXPENDITURES		EQUALIZED VALUATION BASIS			68,353,682.00				
Pensions & F. I. C. A.		1968 CAPITAL OUTLAY			250,435.22				
Employee Fringe Benefits		Beaches and Boardwalks							
Other Statutory Expenditures		Parks and Playgrounds			74.88				
TOTAL MUNICIPAL FUNCTIONS		Public Buildings and Grounds							
CAPITAL IMPROVEMENTS		Vehicular Equipment							
DEBT SERVICE		Streets, Roads, Sidewalks, Storm Sewers			10,486.57				
Principal Payments		Sewer System							
Interest Payments		Water System			1,650.50				
Other Debt Administration		Other Utilities							
DEFERRED CHARGES		Hospitals and Clinics							
SCHOOL, COUNTY, SPECIAL DISTRICT TAXES		Garbage and Trash Disposal Facilities							
RESERVE FOR UNCOLLECTED TAXES		Health Equipment							
		Library and Education Facilities							
		Conservation and Recreation							
		Other Expenditures			238,223.27				

1922		VERNON TWP				PER CAPITA:		PER CENT:		
Population 1960	2,155	Net Valuation Taxable	53,412,453	TAX RATE:		Gross Debt	555.86	Gross Debt	3.29	
Population 1968	3,750	State Equalized Value	69,258,886	General Rate Per \$100.		Net Debt	3.33	Net Debt	.01	
		Net Valuation on Which County Taxes		Effective Tax Rate		Debt Service		Tax Levy Collected	94.24	
Moody Rating	-	are apportioned:	67,542,204	General Rate		Total Tax Levy	392.29	Tax Levy Cancelled, Abated		
Land Area	67.90 Sq. Miles	State Equalization Ratio	.7712	Municipal Functions		Municipal Functions	128.37	or Adjusted		
1968 EXPENDITURES		1968 REVENUES		1968 PROPERTY TAX						
GENERAL GOVERNMENT		1968 Property Taxes Collected		1,386,512.68		Local District School Taxes				742,824.50
Governing Body & Public Boards		1968 Payments in Lieu of Taxes				Regional & Consolidated School Taxes				
Municipal Clerk		Delinquent Tax & Lien Collections		85,120.22		School Taxes in Municipal Budget				
Financial Administration		4,000.00	Business Personalty Replacement Taxes	17,564.00		County Taxes				479,728.25
Assessment of Taxes		15,000.00	Taxes from Public Utilities	63,242.88		County Library Taxes				23,708.46
Collection of Taxes		19,384.83	Other Miscellaneous Tax Revenues			Local Municipal Purpose Taxes				199,975.89
Planning, Housing & Development		19,955.00	State Aid Revenues	12,221.00		Veteran & Senior Citizen Taxes				30,600.00
Elections		1,000.00	Federal Aid Revenues			Total Taxes for Rate Computation				1,476,837.10
General Administration (other)		33,180.72	Sale of Acquired Property			Special District Taxes				
JUDICIARY			Other Miscellaneous Revenues	40,800.63		Bank Stock Taxes				805.13
Municipal Courts		4,000.00	Total 1968 Revenues	1,605,461.41		Added and Omitted Taxes				24,080.75
PUBLIC SAFETY			Prior Years Surplus Appropriated	105,000.00		Total Taxes Levied				1,471,122.98
Fire Protection		12,000.00	TOTAL REVENUES	1,710,461.41		1968 TAXES COLLECTED				1,386,512.68
Police Protection		5,500.00	1968 REAL PROPERTY VALUATIONS - ASSESSED		1968 Taxes Cancelled, Abated or Adjusted					
Civil Defense & Disaster Control		800.00	Code	Class	%	Transfer To Tax Title Liens				
Environmental Inspection & Control		7,300.00	1	Vacant Land	17.23	Balance Outstanding Dec. 31, 1968				84,610.30
Other Public Safety		2,000.00	2	Residential	71.20	PRIOR YEARS TAXES OUTSTANDING				
PUBLIC WORKS			3	Farm	6.15	Balance January 1, 1968				119,079.78
Streets and Drainage		147,765.81	4a	Commercial	4.88	Collected in 1968				84,102.25
Sewers and Sewage Processing		5,505.00	4b	Industrial	.34	Cancelled, Abated or Adjusted (1968)				
Garbage and Trash Disposal		12,600.00	4c	Apartments	.20	Transfers to Tax Title Liens				
Public Buildings and Grounds			Total Valuation		100.00	Balance December 31, 1968				34,977.53
Other Public Works			CAPITAL DEBT AUTHORIZED, DECEMBER 31, 1968		TAX TITLE LIENS OUTSTANDING					
HEALTH and WELFARE			ISSUED AND UNISSUED		GROSS DEBT	NET DEBT				
Health Services Except Environmental		7,395.00	School		2,072,000.00	Balance January 1, 1968				12,470.25
Welfare-Public Assistance		2,420.00	Self-liquidating		12,500.00	Transfers From Taxes				
Hospitals, Clinics, First Aid		550.00	Other		2,084,500.00	Redeemed in 1968				1,017.97
Animal, Insect, & Rodent Control			Total			Cancelled, Abated or Adjusted (1968)				
Other Welfare Services			ISSUED AND OUTSTANDING			Balance December 31, 1968				11,452.28
RECREATION and CONSERVATION			School		227,000.00	PROPERTY ACQUIRED BY DEED OR FORECLOSURE				
Beaches and Boardwalks			Self-liquidating			Balance January 1, 1968				
Parks, Playgrounds, Shade Trees			Other		227,000.00	Transfers From Liens				
Land Reclamation & Conservation		600.00	Total			Sale for Cash (1968)				
Other Recreational Services			EQUALIZED VALUATION BASIS		63,223,185.33	Cancelled, Abated or Adjusted (1968)				
EDUCATION (excluding schools)			1968 CAPITAL OUTLAY			Balance December 31, 1968				
Libraries		700.00	Beaches and Boardwalks			CURRENT FINANCES DECEMBER 31, 1968				
Other Educational Services			Parks and Playgrounds			ASSETS				
STATUTORY EXPENDITURES			Public Buildings and Grounds			Cash on Hand Dec. 31, 1968				352,221.24
Pensions & F. I. C. A.		8,299.36	Vehicular Equipment			Taxes Receivable				119,587.83
Employee Fringe Benefits		6,894.28	Streets, Roads, Sidewalks, Storm Sewers			Tax Title Liens				11,452.28
Other Statutory Expenditures			Sewer System			Foreclosed Property				
TOTAL MUNICIPAL FUNCTIONS		316,850.00	Water System			Emergencies & Other Deferred Charges				17,888.88
CAPITAL IMPROVEMENTS		13,000.00	Other Utilities			State Aid Receivable				43,242.00
DEBT SERVICE			Hospitals and Clinics			Other Receivables				3,364.15
Principal Payments			Garbage and Trash Disposal Facilities			Total				547,756.38
Interest Payments			Health Equipment			LIABILITIES				
Other Debt Administration			Library and Education Facilities			Cash Liabilities				132,986.03
DEFERRED CHARGES		19,566.02	Conservation and Recreation			Reserves For Receivables				134,404.26
SCHOOL, COUNTY, SPECIAL DISTRICT TAXES		1,246,261.21	Other Expenditures			Surplus on Hand Dec. 31, 1968				280,366.09
RESERVE FOR UNCOLLECTED TAXES		132,000.00				Total				547,756.38
TOTAL EXPENDITURES		1,727,677.23								

PER CENT:	
Gross Debt	5.11
Net Debt	.67
Tax Levy Collected	96.76
Tax Levy Cancelled, Abated or Adjusted	1.98

Land Area 2.80	Sq. Miles .67	State Equalization Rate \$8.80	Municipal Functions 1.47	Municipal Functions 110.44	Of Adjusted 1.98
1968 EXPENDITURES		1968 REVENUES			1968 PROPERTY TAX
GENERAL GOVERNMENT					
Governing Body & Public Boards		1968 Property Taxes Collected	4,706,341.93	Local District School Taxes	2,330,067.35
Municipal Clerk		1968 Payments in Lieu of Taxes		Regional & Consolidated School Taxes	
Financial Administration	7,300.00	Delinquent Tax & Lien Collections	210,611.27	School Taxes in Municipal Budget	
Assessment of Taxes	16,518.00	Business Personalty Replacement Taxes	110,316.00	County Taxes	1,374,605.21
Collection of Taxes	35,533.00	Taxes from Public Utilities	171,212.98	County Library Taxes	
Planning, Housing & Development	3,550.00	Other Miscellaneous Tax Revenues		Local Municipal Purpose Taxes	1,119,981.42
Elections	1,995.00	State Aid Revenues	13,314.36	Veteran & Senior Citizen Taxes	79,660.00
General Administration (other)	92,594.00	Federal Aid Revenues		Total Taxes for Rate Computation	4,904,313.98
JUDICIARY		Sale of Acquired Property	400.00	Special District Taxes	
Municipal Courts	12,600.00	Other Miscellaneous Revenues	93,517.45	Bank Stock Taxes	4,031.81
PUBLIC SAFETY		Total 1968 Revenues	5,305,713.99	Added and Omitted Taxes	34,774.50
Fire Protection	41,815.00	Prior Years Surplus Appropriated	52,000.00	Total Taxes Levied	4,863,460.29
Police Protection	293,105.39	TOTAL REVENUES	5,357,713.99	1968 TAXES COLLECTED	4,706,341.93
Civil Defense & Disaster Control	2,650.00			1968 Taxes Cancelled, Abated or Adjusted	96,300.00
Environmental Inspection & Control				Transfer To Tax Title Liens	215.10
Other Public Safety				Balance Outstanding Dec. 31, 1968	63,534.26
PUBLIC WORKS		1968 REAL PROPERTY VALUATIONS - ASSESSED			
Streets and Drainage	159,902.37	Code Class %			
Sewers and Sewage Processing	87,249.77	1 Vacant Land 1.80	1,838,200.00	PRIOR YEARS TAXES OUTSTANDING	
Garbage and Trash Disposal	120,000.00	2 Residential 72.95	74,363,300.00	Balance January 1, 1968	236,515.04
Public Buildings and Grounds	33,893.00	3 Farm .03	23,600.00	Collected in 1968	210,611.27
Other Public Works		4a Commercial 10.61	10,814,700.00	Cancelled, Abated or Adjusted (1968)	
HEALTH and WELFARE		4b Industrial .53	545,200.00	Transfers to Tax Title Liens	
Health Services Except Environmental	33,020.93	4c Apartments 14.08	14,352,400.00	Balance December 31, 1968	25,903.77
Welfare-Public Assistance	6,350.00	Total Valuation 100.00	101,937,400.00		
Hospitals, Clinics, First Aid		CAPITAL DEBT AUTHORIZED, DECEMBER 31, 1968		TAX TITLE LIENS OUTSTANDING	
Animal, Insect, & Rodent Control		ISSUED AND UNISSUED GROSS DEBT NET DEBT		Balance January 1, 1968	1,167.29
Other Welfare Services		School 3,181,000.00		Transfers From Taxes	215.10
RECREATION and CONSERVATION		Self-liquidating 1,755,000.00	26,089.80	Redeemed in 1968	
Beaches and Boardwalks		Other 726,850.71	720,968.82	Cancelled, Abated or Adjusted (1968)	
Parks, Playgrounds, Shade Trees	9,700.00	Total 5,662,850.71	747,058.62	Balance December 31, 1968	1,382.39
Land Reclamation & Conservation		ISSUED AND OUTSTANDING		PROPERTY ACQUIRED BY DEED OR FORECLOSURE	
Other Recreational Services	29,839.88	School 3,181,000.00		Balance January 1, 1968	220,600.00
EDUCATION (excluding schools)		Self-liquidating 1,540,000.00		Transfers From Liens	
Libraries	82,501.00	Other 650,000.00		Sale for Cash (1968)	
Other Educational Services		Total 5,371,000.00		Cancelled, Abated or Adjusted (1968)	
STATUTORY EXPENDITURES		EQUALIZED VALUATION BASIS	110,674,339.33	Balance December 31, 1968	220,600.00
Pensions & F. I. C. A.	91,129.12	1968 CAPITAL OUTLAY	49,796.73	CURRENT FINANCES DECEMBER 31, 1968	
Employee Fringe Benefits	12,600.00	Beaches and Boardwalks		ASSETS	
Other Statutory Expenditures		Parks and Playgrounds	48,050.82	Cash on Hand Dec. 31, 1968	511,748.32
TOTAL MUNICIPAL FUNCTIONS	1,173,846.46	Public Buildings and Grounds		Taxes Receivable	89,438.03
CAPITAL IMPROVEMENTS	22,000.00	Vehicular Equipment		Tax Title Liens	1,382.39
DEBT SERVICE		Streets, Roads, Sidewalks, Storm Sewers	754.20	Foreclosed Property	220,600.00
Principal Payments	66,000.00	Sewer System		Emergencies & Other Deferred Charges	
Interest Payments	20,382.15	Water System	991.71	State Aid Receivable	20,924.21
Other Debt Administration		Other Utilities		Other Receivables	693.95
DEFERRED CHARGES	46,273.45	Hospitals and Clinics		Total	844,786.90
SCHOOL, COUNTY, SPECIAL DISTRICT TAXES	3,704,672.56	Garbage and Trash Disposal Facilities		LIABILITIES	
RESERVE FOR UNCOLLECTED TAXES	398,931.32	Health Equipment		Cash Liabilities	87,771.16
		Library and Education Facilities		Reserves For Receivables	312,114.37
		Conservation and Recreation		Surplus on Hand Dec. 31, 1968	444,901.37
TOTAL EXPENDITURES	5,432,105.94	Other Expenditures		Total	844,786.90

PER CENT:
Gross Debt
Net Debt
Tax Levy Collected 96.38
Tax Levy Cancelled, Abated
or Adjusted

Land Area	Sq. Miles	State Equalization Ratio	1968 REVENUES	1968 PROPERTY TAX	1968 EXPENDITURES
GENERAL GOVERNMENT			1968 Property Taxes Collected	135,816.01	103,569.00
Governing Body & Public Boards			1968 Payments in Lieu of Taxes		Regional & Consolidated School Taxes
Municipal Clerk	1,085.00		Delinquent Tax & Lien Collections	3,909.04	School Taxes in Municipal Budget
Financial Administration	630.00		Business Personality Replacement Taxes	1,513.00	County Taxes
Assessment of Taxes	445.00		Taxes from Public Utilities	4,794.99	County Library Taxes
Collection of Taxes	50.00		Other Miscellaneous Tax Revenues		Local Municipal Purpose Taxes
Planning, Housing & Development	400.00		State Aid Revenues	691.00	Veteran & Senior Citizen Taxes
Elections	7,590.00		Federal Aid Revenues		Total Taxes for Rate Computation
General Administration (other)			Sale of Acquired Property		Special District Taxes
JUDICIARY	1,200.00		Other Miscellaneous Revenues	42,812.43	Bank Stock Taxes
Municipal Courts			Total 1968 Revenues	189,536.47	Added and Omitted Taxes
PUBLIC SAFETY	1,800.00		Prior Years Surplus Appropriated	12,000.00	Total Taxes Levied
Fire Protection	7,078.90		TOTAL REVENUES	201,536.47	1968 TAXES COLLECTED
Police Protection	200.00				1968 Taxes Cancelled, Abated or Adjusted
Civil Defense & Disaster Control	175.00		1968 REAL PROPERTY VALUATIONS - ASSESSED		Transfer To Tax Title Liens
Environmental Inspection & Control			Code Class %		Balance Outstanding Dec. 31, 1968
Other Public Safety			1 Vacant Land 2.43	29,863.00	
PUBLIC WORKS	6,047.77		2 Residential 88.05	1,080,715.00	PRIOR YEARS TAXES OUTSTANDING
Streets and Drainage	1,240.00		3 Farm		Balance January 1, 1968
Sewers and Sewage Processing	5,550.00		4a Commercial 9.52	116,800.00	Collected in 1968
Garbage and Trash Disposal	2,091.10		4b Industrial		Cancelled, Abated or Adjusted (1968)
Public Buildings and Grounds			4c Apartments		Transfers to Tax Title Liens
Other Public Works			Total Valuation 100.00	1,227,378.00	Balance December 31, 1968
HEALTH and WELFARE	375.00		CAPITAL DEBT AUTHORIZED, DECEMBER 31, 1968		TAX TITLE LIENS OUTSTANDING
Health Services Except Environmental	425.00		ISSUED AND UNISSUED		Balance January 1, 1968
Welfare-Public Assistance	200.00		School		Transfers From Taxes
Hospitals, Clinics, First Aid			Self-liquidating		Redeemed in 1968
Animal, Insect, & Rodent Control			Other		Cancelled, Abated or Adjusted (1968)
Other Welfare Services			Total		Balance December 31, 1968
RECREATION and CONSERVATION			ISSUED AND OUTSTANDING		PROPERTY ACQUIRED BY DEED OR FORECLOSURE
Beaches and Boardwalks			School		Balance January 1, 1968
Parks, Playgrounds, Shade Trees			Self-liquidating		Transfers From Liens
Land Reclamation & Conservation			Other		Sale for Cash (1968)
Other Recreational Services	550.00		Total		Cancelled, Abated or Adjusted (1968)
EDUCATION (excluding schools)			EQUALIZED VALUATION BASIS	3,095,693.00	Balance December 31, 1968
Libraries			1968 CAPITAL OUTLAY		CURRENT FINANCES DECEMBER 31, 1968
Other Educational Services			Beaches and Boardwalks		ASSETS
STATUTORY EXPENDITURES	550.00		Parks and Playgrounds		Cash on Hand Dec. 31, 1968
Pensions & F. I. C. A.			Public Buildings and Grounds		Taxes Receivable
Employee Fringe Benefits			Vehicular Equipment		Tax Title Liens
Other Statutory Expenditures			Streets, Roads, Sidewalks, Storm Sewers		Foreclosed Property
TOTAL MUNICIPAL FUNCTIONS	37,682.77		Sewer System		Emergencies & Other Deferred Charges
CAPITAL IMPROVEMENTS	1,000.00		Water System		State Aid Receivable
DEBT SERVICE			Other Utilities		Other Receivables
Principal Payments			Hospitals and Clinics		Total
Interest Payments			Garbage and Trash Disposal Facilities		LIABILITIES
Other Debt Administration	227.49		Health Equipment		Cash Liabilities
DEFERRED CHARGES	116,893.84		Library and Education Facilities		Reserves For Receivables
SCHOOL, COUNTY, SPECIAL DISTRICT TAXES	7,090.54		Conservation and Recreation		Surplus on Hand Dec. 31, 1968
RESERVE FOR UNCOLLECTED TAXES			Other Expenditures		Total
TOTAL EXPENDITURES	162,894.64				135,318.50

0614		VINELAND CITY			PER CAPITA:		PER CENT:	
Population 1960	37,685	Net Valuation Taxable	90,834,200	TAX RATE:	Gross Debt	541.69	Gross Debt	12.51
Population 1968	47,260	State Equalized Value	214,585,872	General Rate Per \$100.	Net Debt	24.75	Net Debt	.57
		Net Valuation on Which County Taxes are apportioned:	233,058,238	Effective Tax Rate	Debt Service	11.73	Tax Levy Collected	94.10
Moody Rating	AA	State Equalization Ratio	.4233	General Rate	Total Tax Levy	142.13	Tax Levy Cancelled, Abated or Adjusted	.56
Land Area	69.50 Sq. Miles			Municipal Functions	Municipal Functions	84.17		
1968 EXPENDITURES		1968 REVENUES			1968 PROPERTY TAX			
GENERAL GOVERNMENT								
Governing Body & Public Boards	500.00	1968 Property Taxes Collected			Local District School Taxes			
Municipal Clerk		1968 Payments in Lieu of Taxes			Regional & Consolidated School Taxes			
Financial Administration	41,100.00	Delinquent Tax & Lien Collections			School Taxes in Municipal Budget			
Assessment of Taxes	47,200.00	Business Personalty Replacement Taxes			County Taxes			
Collection of Taxes	44,000.00	Taxes from Public Utilities			County Library Taxes			
Planning, Housing & Development	28,900.00	Other Miscellaneous Tax Revenues			Local Municipal Purpose Taxes			
Elections	17,500.00	State Aid Revenues			Veteran & Senior Citizen Taxes			
General Administration (other)	349,700.00	Federal Aid Revenues			Total Taxes for Rate Computation			
JUDICIARY		Sale of Acquired Property			Special District Taxes			
Municipal Courts	33,200.00	Other Miscellaneous Revenues			Bank Stock Taxes			
PUBLIC SAFETY		Total 1968 Revenues			Added and Omitted Taxes			
Fire Protection	157,400.00	Prior Years Surplus Appropriated			Total Taxes Levied			
Police Protection	504,900.00	TOTAL REVENUES			1968 TAXES COLLECTED			
Civil Defense & Disaster Control	6,900.00				1968 Taxes Cancelled, Abated or Adjusted			
Environmental Inspection & Control	39,600.00	1968 REAL PROPERTY VALUATIONS - ASSESSED			Transfer To Tax Title Liens			
Other Public Safety					Balance Outstanding Dec. 31, 1968			
PUBLIC WORKS								
Streets and Drainage	809,700.00				PRIOR YEARS TAXES OUTSTANDING			
Sewers and Sewage Processing					Balance January 1, 1968			
Garbage and Trash Disposal	23,300.00				Collected in 1968			
Public Buildings and Grounds	83,500.00				Cancelled, Abated or Adjusted (1968)			
Other Public Works					Transfers to Tax Title Liens			
HEALTH and WELFARE					Balance December 31, 1968			
Health Services Except Environmental	82,200.00				TAX TITLE LIENS OUTSTANDING			
Welfare-Public Assistance	22,900.00				Balance January 1, 1968			
Hospitals, Clinics, First Aid	33,000.00				Transfers From Taxes			
Animal, Insect, & Rodent Control	21,300.00				Redeemed in 1968			
Other Welfare Services					Cancelled, Abated or Adjusted (1968)			
RECREATION and CONSERVATION					Balance December 31, 1968			
Beaches and Boardwalks					PROPERTY ACQUIRED BY DEED OR FORECLOSURE			
Parks, Playgrounds, Shade Trees	30,500.00				Balance January 1, 1968			
Land Reclamation & Conservation					Transfers From Liens			
Other Recreational Services	133,000.00				Sale for Cash (1968)			
EDUCATION (excluding schools)					Cancelled, Abated or Adjusted (1968)			
Libraries	91,500.00				Balance December 31, 1968			
Other Educational Services								
STATUTORY EXPENDITURES								
Pensions & F. I. C. A.	187,772.52							
Employee Fringe Benefits	22,500.00							
Other Statutory Expenditures								
TOTAL MUNICIPAL FUNCTIONS								
CAPITAL IMPROVEMENTS	10,000.00							
DEBT SERVICE								
Principal Payments	333,500.00							
Interest Payments	221,102.55							
Other Debt Administration								
DEFERRED CHARGES								
SCHOOL, COUNTY, SPECIAL DISTRICT TAXES	5,561,669.77							
RESERVE FOR UNCOLLECTED TAXES	438,543.54							
TOTAL EXPENDITURES								

0434		VOORHEES TWP			PER CAPITA:		PER CENT:	
Population 1960	3,784	Net Valuation Taxable	12,603,555	TAX RATE:	Gross Debt	402.37	Gross Debt	8.50
Population 1968	5,650	State Equalized Value	30,051,394	General Rate Per \$100.	Net Debt	115.95	Net Debt	2.44
		Net Valuation on Which County Taxes are apportioned:	26,952,575	Effective Tax Rate	Debt Service	1.43	Tax Levy Collected	95.64
Moody Rating		State Equalization Ratio	.4194	General Rate	Total Tax Levy	169.13	Tax Levy Cancelled, Abated or Adjusted	
Land Area	11.91 Sq. Miles			Municipal Functions	Municipal Functions	66.81		
1968 EXPENDITURES		1968 REVENUES		1968 PROPERTY TAX				
GENERAL GOVERNMENT		1968 Property Taxes Collected		Local District School Taxes		237,826.76		
Governing Body & Public Boards		1968 Payments in Lieu of Taxes		Regional & Consolidated School Taxes		257,978.06		
Municipal Clerk		Delinquent Tax & Lien Collections		School Taxes in Municipal Budget				
Financial Administration	6,760.00	Business Personalty Replacement Taxes	44,080.41	County Taxes		260,280.84		
Assessment of Taxes	3,650.00	Taxes from Public Utilities	83,080.95	County Library Taxes		3,230.69		
Collection of Taxes	11,525.00	Other Miscellaneous Tax Revenues		Local Municipal Purpose Taxes		123,202.34		
Planning, Housing & Development	5,680.00	State Aid Revenues	12,096.00	Veteran & Senior Citizen Taxes		31,770.00		
Elections	1,105.00	Federal Aid Revenues		Total Taxes for Rate Computation		914,288.63		
General Administration (other)	34,275.00	Sale of Acquired Property		Special District Taxes		43,692.65		
JUDICIARY		Other Miscellaneous Revenues	50,466.44	Bank Stock Taxes		797.66		
Municipal Courts	5,910.00	Total 1968 Revenues	1,122,204.90	Added and Omitted Taxes		28,619.06		
PUBLIC SAFETY		Prior Years Surplus Appropriated	110,000.00	Total Taxes Levied		955,628.00		
Fire Protection	79,420.00	TOTAL REVENUES	1,232,204.90	1968 TAXES COLLECTED		914,036.10		
Police Protection	2,000.00	1968 REAL PROPERTY VALUATIONS - ASSESSED		1968 Taxes Cancelled, Abated or Adjusted				
Civil Defense & Disaster Control	2,250.00	Code Class %		Transfer To Tax Title Liens		41,591.90		
Environmental Inspection & Control		1	4.37	Balance Outstanding Dec. 31, 1968				
Other Public Safety		2	73.47	PRIOR YEARS TAXES OUTSTANDING				
PUBLIC WORKS		3	4.05	Balance January 1, 1968		43,568.76		
Streets and Drainage	73,576.00	4a	12.02	Collected in 1968		39,974.34		
Sewers and Sewage Processing		4b	3.39	Cancelled, Abated or Adjusted (1968)				
Garbage and Trash Disposal	19,550.00	4c	2.71	Transfers to Tax Title Liens				
Public Buildings and Grounds	5,525.00	Total Valuation	100.00	Balance December 31, 1968		3,594.36		
Other Public Works		ISSUED AND UNISSUED		TAX TITLE LIENS OUTSTANDING				
HEALTH and WELFARE		GROSS DEBT		Balance January 1, 1968		11,572.46		
Health Services Except Environmental	1,225.00	2,090,339.60		Transfers From Taxes				
Welfare-Public Assistance	1,035.00	100,000.00		Redeemed in 1968		4,106.07		
Hospitals, Clinics, First Aid		83,086.44		Cancelled, Abated or Adjusted (1968)				
Animal, Insect, & Rodent Control		2,273,426.64		Balance December 31, 1968		7,466.39		
Other Welfare Services		655,124.42		PROPERTY ACQUIRED BY DEED OR FORECLOSURE				
RECREATION and CONSERVATION		ISSUED AND OUTSTANDING		Balance January 1, 1968		24,065.00		
Beaches and Boardwalks		School	1,514,339.60	Transfers From Liens				
Parks, Playgrounds, Shade Trees	4,000.00	Self-liquidating	100,000.00	Sale for Cash (1968)				
Land Reclamation & Conservation		Other	77,220.00	Cancelled, Abated or Adjusted (1968)				
Other Recreational Services		Total	1,691,559.60	Balance December 31, 1968		24,065.00		
EDUCATION (excluding schools)		EQUALIZED VALUATION BASIS		CURRENT FINANCES DECEMBER 31, 1968				
Libraries	3,120.00	1968 CAPITAL OUTLAY	105.00	ASSETS				
Other Educational Services		Beaches and Boardwalks		Cash on Hand Dec. 31, 1968		410,215.95		
STATUTORY EXPENDITURES		Parks and Playgrounds		Taxes Receivable		45,186.26		
Pensions & F. I. C. A.	11,000.00	Public Buildings and Grounds		Tax Title Liens		7,466.39		
Employee Fringe Benefits		Vehicular Equipment		Foreclosed Property		24,065.00		
Other Statutory Expenditures		Streets, Roads, Sidewalks, Storm Sewers		Emergencies & Other Deferred Charges		2,556.56		
TOTAL MUNICIPAL FUNCTIONS	271,606.00	Sewer System		State Aid Receivable		39,422.00		
CAPITAL IMPROVEMENTS	12,500.00	Water System		Other Receivables		7,893.48		
DEBT SERVICE		Other Utilities		Total		536,784.74		
Principal Payments	5,000.00	Hospitals and Clinics		LIABILITIES				
Interest Payments	3,100.00	Garbage and Trash Disposal Facilities		Cash Liabilities		242,602.88		
Other Debt Administration		Health Equipment		Reserves For Receivables		87,111.13		
DEFERRED CHARGES	9,969.12	Library and Education Facilities		Surplus on Hand Dec. 31, 1968		207,070.73		
SCHOOL, COUNTY, SPECIAL DISTRICT TAXES	803,008.94	Conservation and Recreation		Total		536,784.74		
RESERVE FOR UNCOLLECTED TAXES	75,324.88	Other Expenditures						
TOTAL EXPENDITURES	1,180,508.94							

0264		WALDWICK BORO				PER CAPITA:		PER CENT:		
Population 1960	10,495	Net Valuation Taxable	56,478,048	TAX RATE:		Gross Debt	654.96	Gross Debt	11.42	
Population 1968	12,640	State Equalized Value	76,945,569	General Rate Per \$100.		Net Debt	414.95	Net Debt	7.24	
		Net Valuation on Which County Taxes		Effective Tax Rate		Debt Service	3.89	Tax Levy Collected 98.97		
Moody Rating		are apportioned:	72,998,055	General Rate		Total Tax Levy	201.97	Tax Levy Cancelled, Abated		
Land Area	2.40 Sq. Miles	State Equalization Ratio	.7340	Municipal Functions		Municipal Functions	62.22	or Adjusted .10		
1968 EXPENDITURES		1968 REVENUES			1968 PROPERTY TAX					
GENERAL GOVERNMENT		1968 Property Taxes Collected			2,526,942.96		Local District School Taxes			1,772,455.00
Governing Body & Public Boards		1968 Payments in Lieu of Taxes					Regional & Consolidated School Taxes			
Municipal Clerk		Delinquent Tax & Lien Collections			27,883.24		School Taxes in Municipal Budget			
Financial Administration		3,570.00	Business Personalty Replacement Taxes			46,133.00	County Taxes			258,443.56
Assessment of Taxes		8,220.00	Taxes from Public Utilities			111,001.77	County Library Taxes			
Collection of Taxes		17,402.00	Other Miscellaneous Tax Revenues			15,013.88	Local Municipal Purpose Taxes			506,597.99
Planning, Housing & Development		5,375.00	State Aid Revenues				Veteran & Senior Citizen Taxes			80,160.00
Elections		925.00	Federal Aid Revenues				Total Taxes for Rate Computation			2,617,656.55
General Administration (other)		57,545.00	Sale of Acquired Property			1,750.00	Special District Taxes			
JUDICIARY			Other Miscellaneous Revenues			122,054.96	Bank Stock Taxes			2,070.16
Municipal Courts		5,550.00	Total 1968 Revenues			2,850,779.81	Added and Omitted Taxes			13,455.14
PUBLIC SAFETY			Prior Years Surplus Appropriated			50,000.00	Total Taxes Levied			2,553,021.85
Fire Protection		32,715.00	TOTAL REVENUES			2,900,779.81	1968 TAXES COLLECTED			2,526,942.96
Police Protection		164,825.00					1968 Taxes Cancelled, Abated or Adjusted			2,558.59
Civil Defense & Disaster Control		250.00					Transfer To Tax Title Liens			468.64
Environmental Inspection & Control		8,325.00	1968 REAL PROPERTY VALUATIONS - ASSESSED				Balance Outstanding Dec. 31, 1968			28,382.30
Other Public Safety			Code Class %				PRIOR YEARS TAXES OUTSTANDING			
PUBLIC WORKS			1 Vacant Land 1.45			814,700.00	Balance January 1, 1968			27,302.06
Streets and Drainage		93,925.00	2 Residential 90.54			50,864,800.00	Collected In 1968			27,195.34
Sewers and Sewage Processing		500.00	3 Farm .05			29,900.00	Cancelled, Abated or Adjusted (1968)			
Garbage and Trash Disposal		87,900.00	4a Commercial 6.00			3,370,400.00	Transfers to Tax Title Liens			106.72
Public Buildings and Grounds		15,965.00	4b Industrial 1.96			1,099,900.00	Balance December 31, 1968			
Other Public Works			4c Apartments				TAX TITLE LIENS OUTSTANDING			
HEALTH and WELFARE			Total Valuation 100.00			56,179,700.00	Balance January 1, 1968			6,226.41
Health Services Except Environmental		26,325.00	CAPITAL DEBT AUTHORIZED, DECEMBER 31, 1968				Transfers From Taxes			631.58
Welfare-Public Assistance		2,500.00	ISSUED AND UNISSUED				Redeemed in 1968			687.90
Hospitals, Clinics, First Aid		3,500.00	School			3,533,000.00	Cancelled, Abated or Adjusted (1968)			4,818.40
Animal, Insect, & Rodent Control		360.00	Self-liquidating			117,500.00	Balance December 31, 1968			1,351.69
Other Welfare Services			Other			4,628,210.46	PROPERTY ACQUIRED BY DEED OR FORECLOSURE			
RECREATION and CONSERVATION			Total			8,278,710.46	Balance January 1, 1968			14,785.00
Beaches and Boardwalks			ISSUED AND OUTSTANDING				Transfers From Liens			22,500.00
Parks, Playgrounds, Shade Trees		40,750.00	School			2,577,000.00	Sale for Cash (1968)			1,750.00
Land Reclamation & Conservation			Self-liquidating			59,000.00	Cancelled, Abated or Adjusted (1968)			
Other Recreational Services		500.00	Other			4,540,000.00	Balance December 31, 1968			35,535.00
EDUCATION (excluding schools)			Total			7,176,000.00	CURRENT FINANCES DECEMBER 31, 1968			
Libraries		30,000.00	EQUALIZED VALUATION BASIS			72,438,567.67	ASSETS			
Other Educational Services			1968 CAPITAL OUTLAY			3,439,346.62	Cash on Hand Dec. 31, 1968			374,565.81
STATUTORY EXPENDITURES			Beaches and Boardwalks				Taxes Receivable			28,382.30
Pensions & F. I. C. A.		30,066.61	Parks and Playgrounds			6,205.00	Tax Title Liens			1,351.69
Employee Fringe Benefits		12,185.00	Public Buildings and Grounds			3,931.63	Foreclosed Property			35,535.00
Other Statutory Expenditures			Vehicular Equipment				Emergencies & Other Deferred Charges			24,000.00
TOTAL MUNICIPAL FUNCTIONS		649,178.61	Streets, Roads, Sidewalks, Storm Sewers			1,792.84	State Aid Receivable			41,523.26
CAPITAL IMPROVEMENTS		5,000.00	Sewer System			3,364,332.55	Other Receivables			1,000.00
DEBT SERVICE			Water System			30,475.50	Total			506,358.06
Principal Payments		43,000.00	Other Utilities				LIABILITIES			
Interest Payments		6,257.50	Hospitals and Clinics				Cash Liabilities			156,704.83
Other Debt Administration			Garbage and Trash Disposal Facilities				Reserves For Receivables			66,268.99
DEFERRED CHARGES		26,827.31	Health Equipment				Surplus on Hand Dec. 31, 1968			283,384.24
SCHOOL, COUNTY, SPECIAL DISTRICT TAXES		2,030,898.56	Library and Education Facilities				Total			506,358.06
RESERVE FOR UNCOLLECTED TAXES		56,212.73	Conservation and Recreation							
TOTAL EXPENDITURES		2,817,374.71	Other Expenditures			32,609.10				

1352
Population 1960 11,929
Population 1968 16,450

Moody Rating BAA
Land Area 31.01 Sq. Miles

Net Valuation Taxable 92,460,800
State Equalized Value 112,633,451
Net Valuation on Which County Taxes
are apportioned: 110,025,227
State Equalization Ratio .8209

WALL TWP

TAX RATE:
General Rate Per \$100. 4.29
Effective Tax Rate
General Rate 3.52
Municipal Functions 1.39

PER CAPITA:
Gross Debt 296.40
Net Debt 30.40
Debt Service
Total Tax Levy 244.44
Municipal Functions 95.42

PER CENT:
Gross Debt 4.79
Net Debt .49
Tax Levy Collected 94.42
Tax Levy Cancelled, Abated
or Adjusted .08

1968 EXPENDITURES	1968 REVENUES	1968 PROPERTY TAX
GENERAL GOVERNMENT	1968 Property Taxes Collected 3,796,888.19	Local District School Taxes 2,554,590.35
Governing Body & Public Boards	1968 Payments in Lieu of Taxes 205,639.95	Regional & Consolidated School Taxes
Municipal Clerk 13,280.00	Delinquent Tax & Lien Collections 82,436.00	School Taxes in Municipal Budget 647,031.55
Financial Administration 28,225.00	Business Personalty Replacement Taxes 254,339.09	County Taxes 23,313.27
Assessment of Taxes 91,500.00	Taxes from Public Utilities	County Library Taxes 637,829.63
Collection of Taxes 26,300.00	Other Miscellaneous Tax Revenues 17,912.50	Local Municipal Purpose Taxes 103,880.00
Planning, Housing & Development 3,300.00	State Aid Revenues	Veteran & Senior Citizen Taxes 3,966,644.80
Elections 95,350.00	Federal Aid Revenues	Total Taxes for Rate Computation 55,420.00
General Administration (other) 20,007.00	Sale of Acquired Property	Special District Taxes 1,870.37
JUDICIARY	Other Miscellaneous Revenues 4,512,601.28	Bank Stock Taxes 101,141.52
Municipal Courts 1,750.00	Total 1968 Revenues 340,000.00	Added and Omitted Taxes 4,021,196.69
PUBLIC SAFETY	Prior Years Surplus Appropriated 4,852,601.28	Total Taxes Levied 3,796,888.19
Fire Protection 311,603.00	TOTAL REVENUES	1968 TAXES COLLECTED 3,796,888.19
Police Protection 2,000.00		1968 Taxes Cancelled, Abated or Adjusted 3,543.03
Civil Defense & Disaster Control 18,225.00		Transfer To Tax Title Liens 22,861.78
Environmental Inspection & Control		Balance Outstanding Dec. 31, 1968 197,903.69
Other Public Safety		
PUBLIC WORKS	1968 REAL PROPERTY VALUATIONS - ASSESSED	
Streets and Drainage 254,900.00	Code Class %	
Sewers and Sewage Processing 1,000.00	1 Vacant Land 6.59	
Garbage and Trash Disposal 90,800.00	2 Residential 67.99	
Public Buildings and Grounds 32,950.00	3 Farm 4.57	
Other Public Works	4a Commercial 15.26	
	4b Industrial 2.66	
	4c Apartments 2.93	
	Total Valuation 100.00	
HEALTH and WELFARE		
Health Services Except Environmental 16,235.00		
Welfare-Public Assistance 11,170.00		
Hospitals, Clinics, First Aid		
Animal, Insect, & Rodent Control		
Other Welfare Services		
RECREATION and CONSERVATION		
Beaches and Boardwalks		
Parks, Playgrounds, Shade Trees 41,500.00		
Land Reclamation & Conservation		
Other Recreational Services 300.00		
EDUCATION (excluding schools)		
Libraries 12,600.00		
Other Educational Services		
STATUTORY EXPENDITURES		
Pensions & F. I. C. A. 57,000.00		
Employee Fringe Benefits 32,650.00		
Other Statutory Expenditures		
TOTAL MUNICIPAL FUNCTIONS		
1,162,645.00		
CAPITAL IMPROVEMENTS		
20,000.00		
DEBT SERVICE		
Principal Payments		
Interest Payments		
Other Debt Administration		
DEFERRED CHARGES		
49,300.00		
SCHOOL, COUNTY, SPECIAL DISTRICT TAXES		
3,280,355.17		
RESERVE FOR UNCOLLECTED TAXES		
337,735.00		
TOTAL EXPENDITURES		
4,850,035.17		

0265
Population 1960 9,261
Population 1968 10,910

Net Valuation Taxable 51,560,310
State Equalized Value 63,264,184
Net Valuation on Which County Taxes
are apportioned: 65,094,524
State Equalization Ratio .8150

WALLINGTON BORO
TAX RATE:
General Rate Per \$100. 2.46
Effective Tax Rate
General Rate 2.00
Municipal Functions 1.01

PER CAPITA:
Gross Debt 218.10
Net Debt 41.22
Debt Service 4.29
Total Tax Levy 111.51
Municipal Functions 58.84

PER CENT:
Gross Debt 3.96
Net Debt .75
Tax Levy Collected 97.92
Tax Levy Cancelled, Abated
or Adjusted .54

1968 EXPENDITURES		1968 REVENUES		1968 PROPERTY TAX	
GENERAL GOVERNMENT		1968 Property Taxes Collected		Local District School Taxes	
Governing Body & Public Boards			1,191,333.64		693,341.00
Municipal Clerk		1968 Payments in Lieu of Taxes		Regional & Consolidated School Taxes	
Financial Administration	8,250.00	Delinquent Tax & Lien Collections	35,794.20	School Taxes in Municipal Budget	
Assessment of Taxes	3,450.00	Business Personalty Replacement Taxes	78,833.00	County Taxes	228,883.99
Collection of Taxes	11,150.00	Taxes from Public Utilities	79,738.04	County Library Taxes	
Planning, Housing & Development	1,685.00	Other Miscellaneous Tax Revenues		Local Municipal Purpose Taxes	279,401.77
Elections	1,175.00	State Aid Revenues	4,444.00	Veteran & Senior Citizen Taxes	63,930.00
General Administration (other)	55,300.00	Federal Aid Revenues		Total Taxes for Rate Computation	1,265,556.76
JUDICIARY		Sale of Acquired Property		Special District Taxes	
Municipal Courts	5,200.00	Other Miscellaneous Revenues	100,439.69	Bank Stock Taxes	3,126.76
PUBLIC SAFETY		Total 1968 Revenues	1,490,582.57	Added and Omitted Taxes	11,864.46
Fire Protection	22,070.00	Prior Years Surplus Appropriated	15,126.46	Total Taxes Levied	1,216,617.98
Police Protection	155,070.00	TOTAL REVENUES	1,505,709.03	1968 TAXES COLLECTED	1,191,333.64
Civil Defense & Disaster Control	300.00			1968 Taxes Cancelled, Abated or Adjusted	6,623.44
Environmental Inspection & Control	2,400.00	1968 REAL PROPERTY VALUATIONS - ASSESSED		Transfer To Tax Title Liens	67.65
Other Public Safety				Balance Outstanding Dec. 31, 1968	18,593.25
PUBLIC WORKS		Code Class %		PRIOR YEARS TAXES OUTSTANDING	
Streets and Drainage	92,200.00	1 Vacant Land 2.77	1,420,200.00	Balance January 1, 1968	42,708.36
Sewers and Sewage Processing	9,480.49	2 Residential 73.99	37,994,990.00	Collected in 1968	35,794.20
Garbage and Trash Disposal	54,600.00	3 Farm		Cancelled, Abated or Adjusted (1968)	980.00
Public Buildings and Grounds	19,915.00	4a Commercial 8.53	4,378,425.00	Transfers to Tax Title Liens	
Other Public Works		4b Industrial 6.77	3,479,150.00	Balance December 31, 1968	5,934.16
HEALTH and WELFARE		4c Apartments 7.95	4,081,800.00	TAX TITLE LIENS OUTSTANDING	
Health Services Except Environmental	11,460.00	Total Valuation 100.01	51,354,565.00	Balance January 1, 1968	383.62
Welfare-Public Assistance	6,350.00	CAPITAL DEBT AUTHORIZED, DECEMBER 31, 1968		Transfers From Taxes	67.65
Hospitals, Clinics, First Aid		ISSUED AND UNISSUED		Redeemed in 1968	
Animal, Insect, & Rodent Control		SCHOOL GROSS DEBT	NET DEBT	Cancelled, Abated or Adjusted (1968)	
Other Welfare Services		School 1,672,188.00		Balance December 31, 1968	451.27
RECREATION and CONSERVATION		Self-liquidating 239,506.42	449,722.03	PROPERTY ACQUIRED BY DEED OR FORECLOSURE	
Beaches and Boardwalks		Other 467,789.45		Balance January 1, 1968	51,000.00
Parks, Playgrounds, Shade Trees	2,700.00	Total 2,379,483.87	449,722.03	Transfers From Liens	
Land Reclamation & Conservation		ISSUED AND OUTSTANDING		Sale for Cash (1968)	15,500.00
Other Recreational Services	12,000.00	School 120,000.00		Cancelled, Abated or Adjusted (1968)	
EDUCATION (excluding schools)		Self-liquidating 218,500.00		Balance December 31, 1968	35,500.00
Libraries	22,000.00	Other 432,000.00		CURRENT FINANCES DECEMBER 31, 1968	
Other Educational Services		Total 770,500.00		ASSETS	
STATUTORY EXPENDITURES		EQUALIZED VALUATION BASIS	59,955,361.67	Cash on Hand Dec. 31, 1968	107,203.88
Pensions & F. I. C. A.	29,312.49	1968 CAPITAL OUTLAY	143,138.11	Taxes Receivable	24,527.41
Employee Fringe Benefits	7,050.00	Beaches and Boardwalks		Tax Title Liens	451.27
Other Statutory Expenditures		Parks and Playgrounds	128,140.09	Foreclosed Property	35,500.00
TOTAL MUNICIPAL FUNCTIONS	533,117.98	Public Buildings and Grounds	185.64	Emergencies & Other Deferred Charges	22,019.57
CAPITAL IMPROVEMENTS	4,500.00	Vehicular Equipment	638.83	State Aid Receivable	20,138.00
DEBT SERVICE		Streets, Roads, Sidewalks, Storm Sewers		Other Receivables	104,292.69
Principal Payments	36,000.00	Sewer System		Total 314,132.82	
Interest Payments	10,874.50	Water System	14,173.55	LIABILITIES	
Other Debt Administration		Other Utilities		Cash Liabilities	91,806.22
DEFERRED CHARGES	25,084.02	Hospitals and Clinics		Reserves For Receivables	164,771.37
SCHOOL, COUNTY, SPECIAL DISTRICT TAXES	922,224.99	Garbage and Trash Disposal Facilities		Surplus on Hand Dec. 31, 1968	57,555.23
RESERVE FOR UNCOLLECTED TAXES	32,444.91	Health Equipment		Total 314,132.82	
TOTAL EXPENDITURES	1,564,246.40	Library and Education Facilities			
		Conservation and Recreation			
		Other Expenditures			

1923		WALPACK TWP		TAX RATE:		PER CAPITA:		PER CENT:	
Population 1960	248	Net Valuation Taxable	10,323,652	General Rate Per \$100.	2.19	Gross Debt	79.61	Gross Debt	.21
Population 1968	360	State Equalized Value	12,679,503	Effective Tax Rate		Net Debt	19.44	Net Debt	.05
		Net Valuation on Which County Taxes are apportioned:	12,463,385	General Rate	1.78	Debt Service		Tax Levy Collected	87.56
Moody Rating		State Equalization Ratio	.8142	Municipal Functions	.83	Total Tax Levy	610.88	Tax Levy Cancelled, Abated or Adjusted	
Land Area	23.86 Sq. Miles					Municipal Functions	295.02		
1968 EXPENDITURES		1968 REVENUES			1968 PROPERTY TAX				
GENERAL GOVERNMENT		1968 Property Taxes Collected			192,574.83				
Governing Body & Public Boards		1968 Payments in Lieu of Taxes			31,771.57				
Municipal Clerk		Delinquent Tax & Lien Collections			1,697.00				
Financial Administration		Business Personalty Replacement Taxes			18,180.60				
Assessment of Taxes		Taxes from Public Utilities			11,490.00				
Collection of Taxes		Other Miscellaneous Tax Revenues			7,883.14				
Planning, Housing & Development		State Aid Revenues			263,597.14				
Elections		Federal Aid Revenues			53,000.00				
General Administration (other)		Sale of Acquired Property			316,597.14				
JUDICIARY		Other Miscellaneous Revenues							
Municipal Courts		Total 1968 Revenues							
PUBLIC SAFETY		Prior Years Surplus Appropriated							
Fire Protection		TOTAL REVENUES							
Police Protection									
Civil Defense & Disaster Control									
Environmental Inspection & Control									
Other Public Safety									
PUBLIC WORKS		1968 REAL PROPERTY VALUATIONS - ASSESSED							
Streets and Drainage		Code Class %							
Sewers and Sewage Processing		1 Vacant Land 39.68			4,078,970.00				
Garbage and Trash Disposal		2 Residential 47.00			4,831,520.00				
Public Buildings and Grounds		3 Farm 9.42			968,600.00				
Other Public Works		4a Commercial 3.89			400,010.00				
HEALTH and WELFARE		4b Industrial							
Health Services Except Environmental		4c Apartments							
Welfare-Public Assistance		Total Valuation 99.99			10,279,100.00				
Hospitals, Clinics, First Aid		CAPITAL DEBT AUTHORIZED, DECEMBER 31, 1968							
Animal, Insect, & Rodent Control		ISSUED AND UNISSUED			GROSS DEBT NET DEBT				
Other Welfare Services		School			21,662.51				
RECREATION and CONSERVATION		Self-liquidating			7,000.00				
Beaches and Boardwalks		Other			28,662.51				
Parks, Playgrounds, Shade Trees		Total							
Land Reclamation & Conservation		ISSUED AND OUTSTANDING							
Other Recreational Services		School			21,662.51				
EDUCATION (excluding schools)		Self-liquidating							
Libraries		Other			21,662.51				
Other Educational Services		Total							
STATUTORY EXPENDITURES		EQUALIZED VALUATION BASIS			13,107,128.67				
Pensions & F. I. C. A.		1968 CAPITAL OUTLAY							
Employee Fringe Benefits		Beaches and Boardwalks							
Other Statutory Expenditures		Parks and Playgrounds							
TOTAL MUNICIPAL FUNCTIONS		Public Buildings and Grounds							
CAPITAL IMPROVEMENTS		Vehicular Equipment							
DEBT SERVICE		Streets, Roads, Sidewalks, Storm Sewers							
Principal Payments		Sewer System							
Interest Payments		Water System							
Other Debt Administration		Other Utilities							
DEFERRED CHARGES		Hospitals and Clinics							
SCHOOL, COUNTY, SPECIAL DISTRICT TAXES		Garbage and Trash Disposal Facilities							
RESERVE FOR UNCOLLECTED TAXES		Health Equipment							
TOTAL EXPENDITURES		Library and Education Facilities							
		Conservation and Recreation							
		Other Expenditures							

1613		WANAQUE BORO		PER CAPITA:		PER CENT:			
Population 1960	7,126	Net Valuation Taxable	39,569,200	TAX RATE:		Gross Debt	194.04	Gross Debt	3.59
Population 1968	8,610	State Equalized Value	52,744,868	General Rate Per \$100.	3.90	Net Debt	50.48	Net Debt	.93
		Net Valuation on Which County Taxes are apportioned:	49,203,961	Effective Tax Rate		Debt Service	1.80	Tax Levy Collected	94.47
Moody Rating				General Rate	2.92	Total Tax Levy	173.70	Tax Levy Cancelled, Abated	
Land Area	8.20 Sq. Miles	State Equalization Ratio	.7502	Municipal Functions	1.14	Municipal Functions	70.08	or Adjusted	.07
1968 EXPENDITURES		1968 REVENUES			1968 PROPERTY TAX				
GENERAL GOVERNMENT		1968 Property Taxes Collected			1,412,908.09				
Governing Body & Public Boards		1968 Payments in Lieu of Taxes							
Municipal Clerk		Delinquent Tax & Lien Collections			65,424.87				
Financial Administration		Business Personalty Replacement Taxes			75,398.00				
Assessment of Taxes		Taxes from Public Utilities			67,559.21				
Collection of Taxes		Other Miscellaneous Tax Revenues							
Planning, Housing & Development		State Aid Revenues			11,353.52				
Elections		Federal Aid Revenues							
General Administration (other)		Sale of Acquired Property			725.00				
JUDICIARY		Other Miscellaneous Revenues			98,003.22				
Municipal Courts		Total 1968 Revenues			1,731,371.91				
PUBLIC SAFETY		Prior Years Surplus Appropriated			77,000.00				
Fire Protection		TOTAL REVENUES			1,808,371.91				
Police Protection									
Civil Defense & Disaster Control									
Environmental Inspection & Control									
Other Public Safety									
PUBLIC WORKS		1968 REAL PROPERTY VALUATIONS - ASSESSED							
Streets and Drainage		Code Class %							
		1 Vacant Land 9.96			3,904,850.00				
Sewers and Sewage Processing		2 Residential 73.32			28,746,450.00				
Garbage and Trash Disposal		3 Farm							
Public Buildings and Grounds		4a Commercial 7.73			3,029,950.00				
Other Public Works		4b Industrial 7.91			3,100,600.00				
		4c Apartments 1.09			427,650.00				
HEALTH and WELFARE		Total Valuation 100.01			39,209,500.00				
Health Services Except Environmental									
Welfare-Public Assistance									
Hospitals, Clinics, First Aid									
Animal, Insect, & Rodent Control									
Other Welfare Services									
RECREATION and CONSERVATION		CAPITAL DEBT AUTHORIZED, DECEMBER 31, 1968							
Beaches and Boardwalks		ISSUED AND UNISSUED GROSS DEBT NET DEBT							
Parks, Playgrounds, Shade Trees		School 1,175,052.36							
Land Reclamation & Conservation		Self-Liquidating 196,000.00			135,000.00				
Other Recreational Services		Other 299,700.00			299,700.00				
EDUCATION (excluding schools)		Total 1,670,752.36			434,700.00				
Libraries									
Other Educational Services									
STATUTORY EXPENDITURES		ISSUED AND OUTSTANDING							
Pensions & F. I. C. A.		School			1,075,052.36				
Employee Fringe Benefits		Self-Liquidating			50,000.00				
Other Statutory Expenditures		Other			236,000.00				
		Total			1,361,052.36				
TOTAL MUNICIPAL FUNCTIONS		EQUALIZED VALUATION BASIS			46,411,766.00				
CAPITAL IMPROVEMENTS		1968 CAPITAL OUTLAY			36,680.26				
DEBT SERVICE		Beaches and Boardwalks							
Principal Payments		Parks and Playgrounds							
Interest Payments		Public Buildings and Grounds							
Other Debt Administration		Vehicular Equipment			114.08				
DEFERRED CHARGES		Streets, Roads, Sidewalks, Storm Sewers			35,816.18				
SCHOOL, COUNTY, SPECIAL DISTRICT TAXES		Sewer System							
RESERVE FOR UNCOLLECTED TAXES		Water System			750.00				
		Other Utilities							
TOTAL EXPENDITURES		Hospitals and Clinics							
		Garbage and Trash Disposal Facilities							
		Health Equipment							
		Library and Education Facilities							
		Conservation and Recreation							
		Other Expenditures							

1924
Population 1960 3,308
Population 1968 4,190

Moody Rating
Land Area 67.90 Sq. Miles

Net Valuation Taxable 29,371,116
State Equalized Value 46,903,730
Net Valuation on Which County Taxes
are apportioned: 42,728,300
State Equalization Ratio .6262

WANTAGE TWP
TAX RATE:
General Rate Per \$100. 4.25
Effective Tax Rate
General Rate 2.66
Municipal Functions .99

PER CAPITA:
Gross Debt 260.67
Net Debt 5.72
Debt Service
Total Tax Levy 292.95
Municipal Functions 111.62

PER CENT:
Gross Debt 3.10
Net Debt .06
Tax Levy Collected 89.50
Tax Levy Cancelled, Abated
or Adjusted

1968 EXPENDITURES		1968 REVENUES		1968 PROPERTY TAX	
GENERAL GOVERNMENT		1968 Property Taxes Collected	1,098,681.07	Local District School Taxes	
Governing Body & Public Boards		1968 Payments in Lieu of Taxes		Regional & Consolidated School Taxes	741,998.44
Municipal Clerk		Delinquent Tax & Lien Collections	125,081.10	School Taxes in Municipal Budget	
Financial Administration	5,696.00	Business Personalty Replacement Taxes	39,574.00	County Taxes	300,909.12
Assessment of Taxes	8,648.00	Taxes from Public Utilities	48,651.43	County Library Taxes	14,867.81
Collection of Taxes	9,882.00	Other Miscellaneous Tax Revenues		Local Municipal Purpose Taxes	165,121.95
Planning, Housing & Development	630.00	State Aid Revenues	15,206.00	Veteran & Senior Citizen Taxes	22,490.00
Elections	912.00	Federal Aid Revenues		Total Taxes for Rate Computation	1,245,387.32
General Administration (other)	21,862.00	Sale of Acquired Property		Special District Taxes	
JUDICIARY		Other Miscellaneous Revenues	36,912.58	Bank Stock Taxes	308.05
Municipal Courts	2,850.00	Total 1968 Revenues	1,364,106.18	Added and Omitted Taxes	4,272.80
PUBLIC SAFETY		Prior Years Surplus Appropriated	110,000.00	Total Taxes Levied	1,227,478.17
Fire Protection	9,625.00	TOTAL REVENUES	1,474,106.18	1968 TAXES COLLECTED	1,098,681.07
Police Protection				1968 Taxes Cancelled, Abated or Adjusted	
Civil Defense & Disaster Control	272.00			Transfer To Tax Title Liens	
Environmental Inspection & Control	2,350.00	1968 REAL PROPERTY VALUATIONS - ASSESSED		Balance Outstanding Dec. 31, 1968	128,797.10
Other Public Safety					
PUBLIC WORKS		Code Class %			
Streets and Drainage	155,350.00	1 Vacant Land 7.73	1,872,875.00	PRIOR YEARS TAXES OUTSTANDING	
Sewers and Sewage Processing		2 Residential 44.17	10,700,295.00	Balance January 1, 1968	136,259.28
Garbage and Trash Disposal	1,500.00	3 Farm 31.00	7,510,650.00	Collected in 1968	122,105.81
Public Buildings and Grounds	10,245.00	4a Commercial 16.22	3,930,300.00	Cancelled, Abated or Adjusted (1968)	
Other Public Works		4b Industrial .81	195,375.00	Transfers to Tax Title Liens	
HEALTH and WELFARE		4c Apartments .06	15,250.00	Balance December 31, 1968	14,153.47
Health Services Except Environmental	5,550.00	Total Valuation .99.99	24,224,745.00		
Welfare-Public Assistance	370.00			TAX TITLE LIENS OUTSTANDING	
Hospitals, Clinics, First Aid	1,000.00	CAPITAL DEBT AUTHORIZED, DECEMBER 31, 1968		Balance January 1, 1968	13,465.04
Animal, Insect, & Rodent Control		ISSUED AND UNISSUED		Transfers From Taxes	
Other Welfare Services		School	1,068,223.78	Redeemed in 1968	2,975.29
RECREATION and CONSERVATION		Self-liquidating	24,000.00	Cancelled, Abated or Adjusted (1968)	
Beaches and Boardwalks		Other	24,000.00	Balance December 31, 1968	10,489.75
Parks, Playgrounds, Shade Trees		Total	1,092,223.78	PROPERTY ACQUIRED BY DEED OR FORECLOSURE	
Land Reclamation & Conservation		ISSUED AND OUTSTANDING		Balance January 1, 1968	1,000.00
Other Recreational Services	1,500.00	School	965,799.44	Transfers From Liens	
EDUCATION (excluding schools)		Self-liquidating		Sale for Cash (1968)	
Libraries	1,000.00	Other	965,799.44	Cancelled, Abated or Adjusted (1968)	
Other Educational Services		Total		Balance December 31, 1968	1,000.00
STATUTORY EXPENDITURES		EQUALIZED VALUATION BASIS	35,231,706.00	CURRENT FINANCES DECEMBER 31, 1968	
Pensions & F. I. C. A.	6,200.00	1968 CAPITAL OUTLAY	26,025.00	ASSETS	
Employee Fringe Benefits	9,308.00	Beaches and Boardwalks		Cash on Hand Dec. 31, 1968	246,149.37
Other Statutory Expenditures		Parks and Playgrounds		Taxes Receivable	142,950.57
TOTAL MUNICIPAL FUNCTIONS	254,750.00	Public Buildings and Grounds		Tax Title Liens	10,489.75
CAPITAL IMPROVEMENTS	5,000.00	Vehicular Equipment	23,000.00	Foreclosed Property	1,000.00
DEBT SERVICE		Streets, Roads, Sidewalks, Storm Sewers	3,025.00	Emergencies & Other Deferred Charges	
Principal Payments		Sewer System		State Aid Receivable	8,486.66
Interest Payments		Water System		Other Receivables	26,336.76
Other Debt Administration		Other Utilities		Total	435,413.11
DEFERRED CHARGES	4,960.00	Hospitals and Clinics		LIABILITIES	
SCHOOL, COUNTY, SPECIAL DISTRICT TAXES	1,057,775.37	Garbage and Trash Disposal Facilities		Cash Liabilities	20,692.60
RESERVE FOR UNCOLLECTED TAXES	203,000.00	Health Equipment		Reserves For Receivables	180,777.08
		Library and Education Facilities		Surplus on Hand Dec. 31, 1968	233,943.43
TOTAL EXPENDITURES	1,525,485.37	Conservation and Recreation		Total	435,413.11
		Other Expenditures			

1820		WARREN TWP		PER CAPITA:		PER CENT:		
Population 1960	5,386	Net Valuation Taxable	28,418,357	TAX RATE:	Gross Debt	673.89	Gross Debt	7.02
Population 1968	7,920	State Equalized Value	82,635,524	General Rate Per \$100.	Net Debt	290.21	Net Debt	3.02
		Net Valuation on Which County Taxes		Effective Tax Rate	Debt Service	2.99	Tax Levy Collected	95.44
Moody Rating		are apportioned:	80,743,287	General Rate	Total Tax Levy	301.64	Tax Levy Cancelled, Abated	
Land Area	19.30 Sq. Miles	State Equalization Ratio	.3439	Municipal Functions	Municipal Functions	71.52	or Adjusted	
1968 EXPENDITURES		1968 REVENUES		1968 PROPERTY TAX				
GENERAL GOVERNMENT		1968 Property Taxes Collected		2,280,149.87		Local District School Taxes		1,184,851.30
Governing Body & Public Boards		1968 Payments in Lieu of Taxes				Regional & Consolidated School Taxes		612,659.13
Municipal Clerk		Delinquent Tax & Lien Collections		90,058.58		School Taxes in Municipal Budget		
Financial Administration		8,300.00	Business Personalty Replacement Taxes	74,262.00		County Taxes		396,266.69
Assessment of Taxes		9,100.00	Taxes from Public Utilities	140,068.93		County Library Taxes		21,737.88
Collection of Taxes		15,600.00	Other Miscellaneous Tax Revenues	7,937.00		Local Municipal Purpose Taxes		155,219.89
Planning, Housing & Development		16,200.00	State Aid Revenues			Veteran & Senior Citizen Taxes		47,170.00
Elections		600.00	Federal Aid Revenues			Total Taxes for Rate Computation		2,417,904.89
General Administration (other)		93,000.00	Sale of Acquired Property			Special District Taxes		
JUDICIARY			Other Miscellaneous Revenues	48,325.53		Bank Stock Taxes		1,454.01
Municipal Courts		4,385.08	Total 1968 Revenues	2,640,801.91		Added and Omitted Taxes		16,836.99
PUBLIC SAFETY			Prior Years Surplus Appropriated	95,000.00		Total Taxes Levied		2,389,025.89
Fire Protection		40,114.92	TOTAL REVENUES	2,735,801.91		1968 TAXES COLLECTED		2,280,149.87
Police Protection		4,200.00	1968 REAL PROPERTY VALUATIONS - ASSESSED		1968 Taxes Cancelled, Abated or Adjusted		106.38	
Civil Defense & Disaster Control		1,000.00	Code	Class	%	Transfer To Tax Title Liens		7,693.54
Environmental Inspection & Control		8,000.00	1	Vacant Land	5.78	Balance Outstanding Dec. 31, 1968		101,076.10
Other Public Safety		400.00	2	Residential	81.77	PRIOR YEARS TAXES OUTSTANDING		
PUBLIC WORKS			3	Farm	.76	Balance January 1, 1968		89,821.86
Streets and Drainage		133,320.00	4a	Commercial	6.15	Collected in 1968		77,405.59
Sewers and Sewage Processing			4b	Industrial	5.54	Cancelled, Abated or Adjusted (1968)		1,145.08
Garbage and Trash Disposal			4c	Apartments		Transfers to Tax Title Liens		8,641.06
Public Buildings and Grounds		23,900.00	Total Valuation		100.00	Balance December 31, 1968		2,630.13
Other Public Works					28,187,650.00	TAX TITLE LIENS OUTSTANDING		
HEALTH and WELFARE			CAPITAL DEBT AUTHORIZED, DECEMBER 31, 1968			Balance January 1, 1968		37,902.26
Health Services Except Environmental		15,600.00	ISSUED AND UNISSUED		GROSS DEBT	Transfers From Taxes		17,711.35
Welfare-Public Assistance		2,500.00	School		3,038,749.61	Redeemed in 1968		12,652.99
Hospitals, Clinics, First Aid		2,000.00	Self-liquidating		2,170,500.00	Cancelled, Abated or Adjusted (1968)		2,301.06
Animal, Insect, & Rodent Control			Other		128,000.00	Balance December 31, 1968		40,659.56
Other Welfare Services			Total		5,337,249.61	PROPERTY ACQUIRED BY DEED OR FORECLOSURE		
RECREATION and CONSERVATION			ISSUED AND OUTSTANDING			Balance January 1, 1968		13,150.00
Beaches and Boardwalks			School		2,918,349.61	Transfers From Liens		
Parks, Playgrounds, Shade Trees			Self-liquidating		1,928,000.00	Sale for Cash (1968)		
Land Reclamation & Conservation			Other		128,000.00	Cancelled, Abated or Adjusted (1968)		
Other Recreational Services		6,600.00	Total		4,974,349.61	Balance December 31, 1968		13,150.00
EDUCATION (excluding schools)			EQUALIZED VALUATION BASIS		76,009,818.67	CURRENT FINANCES DECEMBER 31, 1968		
Libraries		11,200.00	1968 CAPITAL OUTLAY		1,014,712.78	ASSETS		
Other Educational Services			Beaches and Boardwalks			Cash on Hand Dec. 31, 1968		227,961.49
STATUTORY EXPENDITURES			Parks and Playgrounds			Taxes Receivable		103,706.23
Pensions & F. I. C. A.		4,500.00	Public Buildings and Grounds		9,992.79	Tax Title Liens		40,659.56
Employee Fringe Benefits		2,500.00	Vehicular Equipment		930.25	Foreclosed Property		13,150.00
Other Statutory Expenditures			Streets, Roads, Sidewalks, Storm Sewers		1,000,511.74	Emergencies & Other Deferred Charges		24,400.00
TOTAL MUNICIPAL FUNCTIONS		403,020.00	Sewer System			State Aid Receivable		68,238.00
CAPITAL IMPROVEMENTS		11,000.00	Water System			Other Receivables		43,419.56
DEBT SERVICE			Other Utilities			Total		521,534.84
Principal Payments		18,000.00	Hospitals and Clinics			LIABILITIES		
Interest Payments		5,686.00	Garbage and Trash Disposal Facilities			Cash Liabilities		261,154.84
Other Debt Administration			Health Equipment			Reserves For Receivables		200,935.35
DEFERRED CHARGES		24,111.11	Library and Education Facilities			Surplus on Hand Dec. 31, 1968		59,444.65
SCHOOL, COUNTY, SPECIAL DISTRICT TAXES		2,215,515.00	Conservation and Recreation			Total		521,534.84
RESERVE FOR UNCOLLECTED TAXES		104,638.29	Other Expenditures		3,278.00			
TOTAL EXPENDITURES		2,781,970.40						

2121		WASHINGTON BORO.			PER CAPITA:		PER CENT:	
Population 1960	5,723	Net Valuation Taxable	29,586,441	TAX RATE:	Gross Debt	265.97	Gross Debt	6.80
Population 1968	6,460	State Equalized Value	31,786,034	General Rate Per \$100.	Net Debt	39.60	Net Debt	1.01
		Net Valuation on Which County Taxes		Effective Tax Rate	Debt Service	1.77	Tax Levy Collected	96.90
Moody Rating		are apportioned:	28,561,343	General Rate	Total Tax Levy	158.82	Tax Levy Cancelled, Abated	
Land Area	2.00 Sq. Miles	State Equalization Ratio	.9308	Municipal Functions	Municipal Functions	88.33	or Adjusted	.26
1968 EXPENDITURES		1968 REVENUES			1968 PROPERTY TAX			
GENERAL GOVERNMENT		1968 Property Taxes Collected			994,222.58			
Governing Body & Public Boards		1968 Payments in Lieu of Taxes			Local District School Taxes			
Municipal Clerk		Delinquent Tax & Lien Collections			270,721.00			
Financial Administration	2,075.00	Business Personalty Replacement Taxes			Regional & Consolidated School Taxes			
Assessment of Taxes	3,909.50	Taxes from Public Utilities			332,504.09			
Collection of Taxes	10,355.31	Other Miscellaneous Tax Revenues			School Taxes in Municipal Budget			
Planning, Housing & Development	3,245.00	State Aid Revenues			213,132.01			
Elections		Federal Aid Revenues			County Library Taxes			
General Administration (other)	33,393.69	Sale of Acquired Property			197,208.32			
JUDICIARY		Other Miscellaneous Revenues			Local Municipal Purpose Taxes			
Municipal Courts	5,350.00	Total 1968 Revenues			34,670.00			
PUBLIC SAFETY		Prior Years Surplus Appropriated			Total Taxes for Rate Computation			
Fire Protection	20,100.00	TOTAL REVENUES			1,048,235.42			
Police Protection	66,928.15	1968 REAL PROPERTY VALUATIONS - ASSESSED			Special District Taxes			
Civil Defense & Disaster Control	1,100.00	Code Class %			Bank Stock Taxes			
Environmental Inspection & Control	1,705.00	1 Vacant Land .64			Added and Omitted Taxes			
Other Public Safety		2 Residential 60.83			Total Taxes Levied			
PUBLIC WORKS		3 Farm .74			1968 TAXES COLLECTED			
Streets and Drainage	64,836.61	4a Commercial 19.33			1968 Taxes Cancelled, Abated or Adjusted			
Sewers and Sewage Processing	39,728.72	4b Industrial 14.49			Transfer To Tax Title Liens			
Garbage and Trash Disposal	24,300.00	4c Apartments 3.97			Balance Outstanding Dec. 31, 1968			
Public Buildings and Grounds	16,525.33	Total Valuation 100.00			PRIOR YEARS TAXES OUTSTANDING			
Other Public Works		CAPITAL DEBT AUTHORIZED, DECEMBER 31, 1968			Balance January 1, 1968			
HEALTH and WELFARE		ISSUED AND UNISSUED			Collected in 1968			
Health Services Except Environmental	10,422.50	School			Cancelled, Abated or Adjusted (1968)			
Welfare-Public Assistance	2,495.00	Self-liquidating			Transfers to Tax Title Liens			
Hospitals, Clinics, First Aid		Other			Balance December 31, 1968			
Animal, Insect, & Rodent Control	1,160.00	Total			TAX TITLE LIENS OUTSTANDING			
Other Welfare Services		GROSS DEBT			Balance January 1, 1968			
RECREATION and CONSERVATION		NET DEBT			Transfers From Taxes			
Beaches and Boardwalks		255,870.90			Redeemed in 1968			
Parks, Playgrounds, Shade Trees		1,718,204.66			Cancelled, Abated or Adjusted (1968)			
Land Reclamation & Conservation		ISSUED AND OUTSTANDING			Balance December 31, 1968			
Other Recreational Services		School			PROPERTY ACQUIRED BY DEED OR			
EDUCATION (excluding schools)		Self-liquidating			FORECLOSURE			
Libraries		Other			Balance January 1, 1968			
Other Educational Services		Total			Transfers From Liens			
STATUTORY EXPENDITURES		EQUALIZED VALUATION BASIS			Sale for Cash (1968)			
Pensions & F. I. C. A.	21,551.39	1968 CAPITAL OUTLAY			Cancelled, Abated or Adjusted (1968)			
Employee Fringe Benefits	6,433.63	Beaches and Boardwalks			Balance December 31, 1968			
Other Statutory Expenditures		Parks and Playgrounds			CURRENT FINANCES DECEMBER 31, 1968			
TOTAL MUNICIPAL FUNCTIONS	362,874.83	Public Buildings and Grounds			ASSETS			
CAPITAL IMPROVEMENTS	50,000.00	Vehicular Equipment			Cash on Hand Dec. 31, 1968			
DEBT SERVICE		Streets, Roads, Sidewalks, Storm Sewers			Taxes Receivable			
Principal Payments	5,000.00	Sewer System			Tax Title Liens			
Interest Payments	6,450.00	Water System			Foreclosed Property			
Other Debt Administration		Other Utilities			Emergencies & Other Deferred Charges			
DEFERRED CHARGES	19,000.00	Hospitals and Clinics			State Aid Receivable			
SCHOOL, COUNTY, SPECIAL DISTRICT TAXES	816,357.10	Garbage and Trash Disposal Facilities			Other Receivables			
RESERVE FOR UNCOLLECTED TAXES	127,300.38	Health Equipment			Total			
TOTAL EXPENDITURES	1,386,982.31	Library and Education Facilities			LIABILITIES			
		Conservation and Recreation			Cash Liabilities			
		Other Expenditures			Reserves For Receivables			
					Surplus on Hand Dec. 31, 1968			
					Total			

0266		WASHINGTON TWP			PER CAPITA:		PER CENT:	
Population 1960	6,654	Net Valuation Taxable	71,466,226	TAX RATE:	Gross Debt	551.61	Gross Debt	7.47
Population 1968	9,970	State Equalized Value	79,663,611	General Rate Per \$100.	Net Debt	80.19	Net Debt	1.08
Moody Rating	BAA	Net Valuation on Which County Taxes are apportioned:	76,689,980	Effective Tax Rate	Debt Service	6.12	Tax Levy Collected	98.51
Land Area	2.87 Sq. Miles	State Equalization Ratio	.8971	General Rate	Total Tax Levy	223.23	Tax Levy Cancelled, Abated or Adjusted	.06
				Municipal Functions	Municipal Functions	75.23		
1968 EXPENDITURES		1968 REVENUES		1968 PROPERTY TAX				
GENERAL GOVERNMENT		1968 Property Taxes Collected		2,192,460.84		Local District School Taxes		
Governing Body & Public Boards		1968 Payments in Lieu of Taxes		17,114.95		Regional & Consolidated School Taxes		
Municipal Clerk		Delinquent Tax & Lien Collections		37,863.40		School Taxes in Municipal Budget		
Financial Administration	11,600.00	Business Personalty Replacement Taxes		13,312.00		County Taxes		
Assessment of Taxes	8,700.00	Taxes from Public Utilities		127,884.67		County Library Taxes		
Collection of Taxes	14,400.00	Other Miscellaneous Tax Revenues		2,145.00		Local Municipal Purpose Taxes		
Planning, Housing & Development	5,800.00	State Aid Revenues				Veteran & Senior Citizen Taxes		
Elections	1,700.00	Federal Aid Revenues				Total Taxes for Rate Computation		
General Administration (other)	75,000.00	Sale of Acquired Property		8,700.00		Special District Taxes		
JUDICIARY		Other Miscellaneous Revenues		39,669.88		Bank Stock Taxes		
Municipal Courts	2,500.00	Total 1968 Revenues		2,439,150.78		Added and Omitted Taxes		
PUBLIC SAFETY		Prior Years Surplus Appropriated		100,000.00		Total Taxes Levied		
Fire Protection	47,800.00	TOTAL REVENUES		2,539,150.78		1968 TAXES COLLECTED		
Police Protection	188,700.00					1968 Taxes Cancelled, Abated or Adjusted		
Civil Defense & Disaster Control	100.00					Transfer To Tax Title Liens		
Environmental Inspection & Control	4,500.00					Balance Outstanding Dec. 31, 1968		
Other Public Safety								
PUBLIC WORKS		1968 REAL PROPERTY VALUATIONS - ASSESSED				PRIOR YEARS TAXES OUTSTANDING		
Streets and Drainage	109,100.00					Balance January 1, 1968		
Sewers and Sewage Processing						Collected in 1968		
Garbage and Trash Disposal						Cancelled, Abated or Adjusted (1968)		
Public Buildings and Grounds	10,100.00					Transfers to Tax Title Liens		
Other Public Works						Balance December 31, 1968		
HEALTH and WELFARE						TAX TITLE LIENS OUTSTANDING		
Health Services Except Environmental	15,500.00					Balance January 1, 1968		
Welfare-Public Assistance	1,600.00					Transfers From Taxes		
Hospitals, Clinics, First Aid	1,200.00					Redeemed in 1968		
Animal, Insect, & Rodent Control	1,500.00					Cancelled, Abated or Adjusted (1968)		
Other Welfare Services						Balance December 31, 1968		
RECREATION and CONSERVATION						PROPERTY ACQUIRED BY DEED OR FORECLOSURE		
Beaches and Boardwalks						Balance January 1, 1968		
Parks, Playgrounds, Shade Trees	18,000.00					Transfers From Liens		
Land Reclamation & Conservation						Sale for Cash (1968)		
Other Recreational Services	1,200.00					Cancelled, Abated or Adjusted (1968)		
EDUCATION (excluding schools)						Balance December 31, 1968		
Libraries	15,000.00					CURRENT FINANCES DECEMBER 31, 1968		
Other Educational Services						ASSETS		
STATUTORY EXPENDITURES						Cash on Hand Dec. 31, 1968		
Pensions & F. I. C. A.	30,100.00					Taxes Receivable		
Employee Fringe Benefits	7,000.00					Tax Title Liens		
Other Statutory Expenditures						Foreclosed Property		
TOTAL MUNICIPAL FUNCTIONS	571,100.00					Emergencies & Other Deferred Charges		
CAPITAL IMPROVEMENTS						State Aid Receivable		
DEBT SERVICE						Other Receivables		
Principal Payments	23,000.00					Total		
Interest Payments	38,099.50					LIABILITIES		
Other Debt Administration						Cash Liabilities		
DEFERRED CHARGES	49,446.14					Reserves For Receivables		
SCHOOL, COUNTY, SPECIAL DISTRICT TAXES	1,749,773.17					Surplus on Hand Dec. 31, 1968		
RESERVE FOR UNCOLLECTED TAXES	68,401.36					Total		
TOTAL EXPENDITURES	2,499,820.17							

0336		WASHINGTON TWP			PER CAPITA:		PER CENT:	
Population 1960	541	Net Valuation Taxable	5,530,346	TAX RATE:	Gross Debt	76.87	Gross Debt	.75
Population 1968	640	State Equalized Value	8,251,784	General Rate Per \$100.	Net Debt		Net Debt	
		Net Valuation on Which County Taxes		Effective Tax Rate	Debt Service		Tax Levy Collected	96.00
Moody Rating		are apportioned:	7,252,110	General Rate	Total Tax Levy	214.24	Tax Levy Cancelled, Abated	
Land Area 107.12 Sq. Miles		State Equalization Ratio	.6702	Municipal Functions	Municipal Functions	164.85	or Adjusted	
1968 EXPENDITURES		1968 REVENUES			1968 PROPERTY TAX			
GENERAL GOVERNMENT		1968 Property Taxes Collected			Local District School Taxes			
Governing Body & Public Boards		1968 Payments In Lieu of Taxes			Regional & Consolidated School Taxes			
Municipal Clerk		Delinquent Tax & Lien Collections			School Taxes In Municipal Budget			
Financial Administration	2,250.00	Business Personalty Replacement Taxes			County Taxes			
Assessment of Taxes	1,410.00	Taxes from Public Utilities			County Library Taxes			
Collection of Taxes	1,450.00	Other Miscellaneous Tax Revenues			Local Municipal Purpose Taxes			
Planning, Housing & Development	75.00	State Aid Revenues			Veteran & Senior Citizen Taxes			
Elections		Federal Aid Revenues			Total Taxes for Rate Computation			
General Administration (other)	4,120.00	Sale of Acquired Property			Special District Taxes			
JUDICIARY		Other Miscellaneous Revenues			Bank Stock Taxes			
Municipal Courts	500.00	Total 1968 Revenues			Added and Omitted Taxes			
PUBLIC SAFETY		Prior Years Surplus Appropriated			Total Taxes Levied			
Fire Protection	1,600.00	TOTAL REVENUES			1968 TAXES COLLECTED			
Police Protection	500.00	1968 REAL PROPERTY VALUATIONS - ASSESSED			1968 Taxes Cancelled, Abated or Adjusted			
Civil Defense & Disaster Control	200.00	Code Class %			Transfer To Tax Title Liens			
Environmental Inspection & Control	230.00	1 Vacant Land 4.70			Balance Outstanding Dec. 31, 1968			
Other Public Safety		2 Residential 36.75			PRIOR YEARS TAXES OUTSTANDING			
PUBLIC WORKS		3 Farm 15.62			Balance January 1, 1968			
Streets and Drainage	62,707.78	4a Commercial 3.54			Collected in 1968			
Sewers and Sewage Processing		4b Industrial 39.39			Cancelled, Abated or Adjusted (1968)			
Garbage and Trash Disposal	2,100.00	4c Apartments			Transfers to Tax Title Liens			
Public Buildings and Grounds	475.00	Total Valuation 100.00.			Balance December 31, 1968			
Other Public Works		CAPITAL DEBT AUTHORIZED, DECEMBER 31, 1968			TAX TITLE LIENS OUTSTANDING			
HEALTH and WELFARE		ISSUED AND UNISSUED			Balance January 1, 1968			
Health Services Except Environmental	500.00	School			Transfers From Taxes			
Welfare-Public Assistance	565.00	Self-liquidating			Redeemed in 1968			
Hospitals, Clinics, First Aid		Other			Cancelled, Abated or Adjusted (1968)			
Animal, Insect, & Rodent Control		Total			Balance December 31, 1968			
Other Welfare Services		ISSUED AND OUTSTANDING			PROPERTY ACQUIRED BY DEED OR			
RECREATION and CONSERVATION		School			FORECLOSURE			
Beaches and Boardwalks		Self-liquidating			Balance January 1, 1968			
Parks, Playgrounds, Shade Trees		Other			Transfers From Liens			
Land Reclamation & Conservation		Total			Sale for Cash (1968)			
Other Recreational Services		EQUALIZED VALUATION BASIS			Cancelled, Abated or Adjusted (1968)			
EDUCATION (excluding schools)		1968 CAPITAL OUTLAY			Balance December 31, 1968			
Libraries		Beaches and Boardwalks			CURRENT FINANCES DECEMBER 31, 1968			
Other Educational Services	7,000.00	Parks and Playgrounds			ASSETS			
STATUTORY EXPENDITURES		Public Buildings and Grounds			Cash on Hand Dec. 31, 1968			
Pensions & F. I. C. A.	225.87	Vehicular Equipment			Taxes Receivable			
Employee Fringe Benefits	2,100.00	Streets, Roads, Sidewalks, Storm Sewers			Tax Title Liens			
Other Statutory Expenditures		Sewer System			Foreclosed Property			
TOTAL MUNICIPAL FUNCTIONS	88,008.65	Water System			Emergencies & Other Deferred Charges			
CAPITAL IMPROVEMENTS		Other Utilities			State Aid Receivable			
DEBT SERVICE		Hospitals and Clinics			Other Receivables			
Principal Payments		Garbage and Trash Disposal Facilities			Total			
Interest Payments		Health Equipment			LIABILITIES			
Other Debt Administration		Library and Education Facilities			Cash Liabilities			
DEFERRED CHARGES	11,155.23	Conservation and Recreation			Reserves For Receivables			
SCHOOL, COUNTY, SPECIAL DISTRICT TAXES	126,357.06	Other Expenditures			Surplus on Hand Dec. 31, 1968			
RESERVE FOR UNCOLLECTED TAXES	6,346.12				Total			
TOTAL EXPENDITURES	231,867.06							

0818
Population 1960 4,923
Population 1968 11,970

Net Valuation Taxable 17,463,792
State Equalized Value 68,836,389
Net Valuation on Which County Taxes
are apportioned: 68,376,351
State Equalization Ratio .2537

WASHINGTON TWP
TAX RATE:
General Rate Per \$100. 12.75
Effective Tax Rate
General Rate 3.23
Municipal Functions 1.04

PER CAPITA:
Gross Debt 434.50
Net Debt 242.04
Debt Service .39
Total Tax Levy 194.52
Municipal Functions 59.88

PER CENT:
Gross Debt 9.03
Net Debt 5.03
Tax Levy Collected 94.59
Tax Levy Cancelled, Abated
or Adjusted .53

Moody Rating
Land Area 22.29 Sq. Miles

1968 EXPENDITURES	1968 REVENUES	1968 PROPERTY TAX
GENERAL GOVERNMENT		
Governing Body & Public Boards	1968 Property Taxes Collected 2,202,600.53	Local District School Taxes 1,532,101.00
Municipal Clerk	1968 Payments In Lieu of Taxes	Regional & Consolidated School Taxes
Financial Administration 5,500.00	Delinquent Tax & Lien Collections 133,233.00	School Taxes In Municipal Budget
Assessment of Taxes 17,435.00	Business Personalty Replacement Taxes 23,802.00	County Taxes 376,530.81
Collection of Taxes 18,940.00	Taxes from Public Utilities 153,633.61	County Library Taxes
Planning, Housing & Development 9,485.00	Other Miscellaneous Tax Revenues	Local Municipal Purpose Taxes 251,642.59
Elections 2,750.00	State Aid Revenues 7,508.00	Veteran & Senior Citizen Taxes 66,220.00
General Administration (other) 54,724.01	Federal Aid Revenues	Total Taxes for Rate Computation 2,226,494.40
JUDICIARY	Sale of Acquired Property 12,218.00	Special District Taxes
Municipal Courts 12,550.00	Other Miscellaneous Revenues 97,063.28	Bank Stock Taxes
PUBLIC SAFETY	Total 1968 Revenues 2,630,058.42	Added and Omitted Taxes 168,212.57
Fire Protection 22,750.00	Prior Years Surplus Appropriated 110,500.00	Total Taxes Levied 2,328,486.97
Police Protection 109,000.00	TOTAL REVENUES 2,740,558.42	1968 TAXES COLLECTED 2,202,600.53
Civil Defense & Disaster Control 1,500.00		1968 Taxes Cancelled, Abated or Adjusted 12,374.46
Environmental Inspection & Control 4,100.00		Transfer To Tax Title Liens 5,000.00
Other Public Safety		Balance Outstanding Dec. 31, 1968 108,511.98
PUBLIC WORKS	1968 REAL PROPERTY VALUATIONS - ASSESSED	
Streets and Drainage 75,442.23	Code Class %	
Sewers and Sewage Processing	1 Vacant Land 4.51	
Garbage and Trash Disposal 42,200.00	2 Residential 76.52	PRIOR YEARS TAXES OUTSTANDING
Public Buildings and Grounds 19,700.00	3 Farm 6.33	Balance January 1, 1968 138,354.71
Other Public Works	4a Commercial 10.67	Collected in 1968 130,719.84
HEALTH and WELFARE	4b Industrial .23	Cancelled, Abated or Adjusted (1968) 1,124.77
Health Services Except Environmental 7,680.00	4c Apartments 1.74	Transfers to Tax Title Liens 3,810.46
Welfare-Public Assistance 5,200.00	Total Valuation 100.00 17,253,695.00	Balance December 31, 1968 2,699.64
Hospitals, Clinics, First Aid	CAPITAL DEBT AUTHORIZED, DECEMBER 31, 1968	
Animal, Insect, & Rodent Control	ISSUED AND UNISSUED:	TAX TITLE LIENS OUTSTANDING
Other Welfare Services	School GROSS DEBT 5,114,000.00 NET DEBT 2,810,261.67	Balance January 1, 1968 8,339.20
RECREATION and CONSERVATION	Self-liquidating 87,000.00 87,000.00	Transfers From Taxes 8,950.02
Beaches and Boardwalks	Other 5,201,000.00 2,897,261.67	Redeemed in 1968 2,513.16
Parks, Playgrounds, Shade Trees	ISSUED AND OUTSTANDING	Cancelled, Abated or Adjusted (1968)
Land Reclamation & Conservation	School 4,126,000.00	Balance December 31, 1968 14,776.06
Other Recreational Services	Self-liquidating 87,000.00	PROPERTY ACQUIRED BY DEED OR FORECLOSURE
EDUCATION (excluding schools)	Other 4,213,000.00	Balance January 1, 1968 17,553.35
Libraries	EQUALIZED VALUATION BASIS 57,593,458.33	Transfers From Liens
Other Educational Services	1968 CAPITAL OUTLAY 73,020.06	Sale for Cash (1968) 11,680.00
STATUTORY EXPENDITURES	Beaches and Boardwalks	Cancelled, Abated or Adjusted (1968)
Pensions & F. I. C. A. 16,508.99	Parks and Playgrounds 41,146.56	Balance December 31, 1968 5,873.35
Employee Fringe Benefits	Public Buildings and Grounds 31,873.50	CURRENT FINANCES DECEMBER 31, 1968
Other Statutory Expenditures	Vehicular Equipment	ASSETS
TOTAL MUNICIPAL FUNCTIONS 433,765.23	Streets, Roads, Sidewalks, Storm Sewers	Cash on Hand Dec. 31, 1968 449,606.24
CAPITAL IMPROVEMENTS	Sewer System	Taxes Receivable 111,211.62
DEBT SERVICE	Water System	Tax Title Liens 14,776.06
Principal Payments	Other Utilities	Foreclosed Property 5,873.35
Interest Payments 4,716.00	Hospitals and Clinics	Emergencies & Other Deferred Charges
Other Debt Administration 68,873.00	Garbage and Trash Disposal Facilities	State Aid Receivable 48.00
DEFERRED CHARGES	Health Equipment	Other Receivables 9,209.66
SCHOOL, COUNTY, SPECIAL DISTRICT TAXES 1,908,631.81	Library and Education Facilities	Total 590,724.93
RESERVE FOR UNCOLLECTED TAXES 209,524.36	Conservation and Recreation	LIABILITIES
TOTAL EXPENDITURES 2,625,510.40	Other Expenditures	Cash Liabilities 120,927.00
		Reserves For Receivables 141,070.69
		Surplus on Hand Dec. 31, 1968 328,727.24
		Total 590,724.93

1112		WASHINGTON TWP				PER CAPITA:		PER CENT:	
Population 1960	2,156	Net Valuation Taxable	9,947,178	TAX RATE:		Gross Debt	144.16	Gross Debt	2.28
Population 1968	3,170	State Equalized Value	22,418,701	General Rate Per \$100.	6.66	Net Debt		Net Debt	
		Net Valuation on Which County Taxes		Effective Tax Rate		Debt Service		Tax Levy Collected	92.89
Moody Rating		are apportioned:	21,755,150	General Rate	2.95	Total Tax Levy	208.97	Tax Levy Cancelled, Abated	
Land Area	20.70 Sq. Miles	State Equalization Ratio	.4437	Municipal Functions	1.13	Municipal Functions	80.50	or Adjusted	.64
1968 EXPENDITURES		1968 REVENUES			1968 PROPERTY TAX				
GENERAL GOVERNMENT									
Governing Body & Public Boards		1968 Property Taxes Collected			615,370.34				
Municipal Clerk		1968 Payments in Lieu of Taxes			40,096.91				
Financial Administration		Delinquent Tax & Lien Collections			28,495.00				
Assessment of Taxes		Business Personalty Replacement Taxes			57,450.52				
Collection of Taxes		Taxes from Public Utilities			16,022.00				
Planning, Housing & Development		Other Miscellaneous Tax Revenues			3,500.00				
Elections		State Aid Revenues			54,969.83				
General Administration (other)		Federal Aid Revenues			815,904.60				
JUDICIARY		Sale of Acquired Property			49,000.00				
Municipal Courts		Other Miscellaneous Revenues			864,904.60				
PUBLIC SAFETY		Total 1968 Revenues							
Fire Protection		Prior Years Surplus Appropriated							
Police Protection		TOTAL REVENUES							
Civil Defense & Disaster Control									
Environmental Inspection & Control									
Other Public Safety									
PUBLIC WORKS		1968 REAL PROPERTY VALUATIONS - ASSESSED							
Streets and Drainage		Code			Class				
Sewers and Sewage Processing		1			Vacant Land				
Garbage and Trash Disposal		2			Residential				
Public Buildings and Grounds		3			Farm				
Other Public Works		4a			Commercial				
HEALTH and WELFARE		4b			Industrial				
Health Services Except Environmental		4c			Apartments				
Welfare-Public Assistance		Total Valuation			100.00				
Hospitals, Clinics, First Aid					9,771,290.00				
Animal, Insect, & Rodent Control									
Other Welfare Services									
RECREATION and CONSERVATION		CAPITAL DEBT AUTHORIZED, DECEMBER 31, 1968							
Beaches and Boardwalks		ISSUED AND UNISSUED			GROSS DEBT				
Parks, Playgrounds, Shade Trees		School			457,000.00				
Land Reclamation & Conservation		Self-liquidating							
Other Recreational Services		Other							
EDUCATION (excluding schools)		Total			457,000.00				
Libraries									
Other Educational Services									
STATUTORY EXPENDITURES		ISSUED AND OUTSTANDING							
Pensions & F. I. C. A.		School			457,000.00				
Employee Fringe Benefits		Self-liquidating							
Other Statutory Expenditures		Other							
TOTAL MUNICIPAL FUNCTIONS		Total			457,000.00				
CAPITAL IMPROVEMENTS		EQUALIZED VALUATION BASIS			20,002,545.33				
DEBT SERVICE		1968 CAPITAL OUTLAY			14,776.65				
Principal Payments		Beaches and Boardwalks							
Interest Payments		Parks and Playgrounds							
Other Debt Administration		Public Buildings and Grounds			3,043.50				
DEFERRED CHARGES		Vehicular Equipment			11,733.15				
SCHOOL, COUNTY, SPECIAL DISTRICT TAXES		Streets, Roads, Sidewalks, Storm Sewers							
RESERVE FOR UNCOLLECTED TAXES		Sewer System							
TOTAL EXPENDITURES		Water System							
		Other Utilities							
		Hospitals and Clinics							
		Garbage and Trash Disposal Facilities							
		Health Equipment							
		Library and Education Facilities							
		Conservation and Recreation							
		Other Expenditures							

1438				WASHINGTON TWP		PER CAPITA:		PER CENT:	
Population 1960	3,330	Net Valuation Taxable	21,110,236	TAX RATE:		Gross Debt	793.56	Gross Debt	10.20
Population 1968	5,620	State Equalized Value	50,575,553	General Rate Per \$100.	7.42	Net Debt	370.07	Net Debt	4.75
		Net Valuation on Which County Taxes		Effective Tax Rate		Debt Service		Tax Levy Collected	90.29
Moody Rating		are apportioned:	47,168,988	General Rate	3.09	Total Tax Levy	284.27	Tax Levy Cancelled, Abated	
Land Area	45.10 Sq. Miles	State Equalization Ratio	.4174	Municipal Functions	1.33	Municipal Functions	120.54	or Adjusted	2.60
1968 EXPENDITURES		1968 REVENUES			1968 PROPERTY TAX				
GENERAL GOVERNMENT									
Governing Body & Public Boards		1968 Property Taxes Collected			1,442,546.44				
Municipal Clerk		1968 Payments in Lieu of Taxes							
Financial Administration		7,750.00			Delinquent Tax & Lien Collections				139,594.94
Assessment of Taxes		11,700.00			Business Personality Replacement Taxes				56,697.00
Collection of Taxes		11,550.00			Taxes from Public Utilities				74,640.50
Planning, Housing & Development		15,300.00			Other Miscellaneous Tax Revenues				
Elections		60,300.00			State Aid Revenues				8,285.00
General Administration (other)					Federal Aid Revenues				
JUDICIARY					Sale of Acquired Property				
Municipal Courts		6,100.00			Other Miscellaneous Revenues				67,034.01
PUBLIC SAFETY					Total 1968 Revenues				1,788,797.89
Fire Protection		21,600.00			Prior Years Surplus Appropriated				113,000.00
Police Protection		64,725.00			TOTAL REVENUES				1,901,797.89
Civil Defense & Disaster Control		800.00							
Environmental Inspection & Control		10,250.00			1968 REAL PROPERTY VALUATIONS - ASSESSED				
Other Public Safety									
PUBLIC WORKS									
Streets and Drainage		219,905.56			Code				
Sewers and Sewage Processing		2,000.00			1				9.97
Garbage and Trash Disposal		750.00			2				60.31
Public Buildings and Grounds		15,500.00			3				17.39
Other Public Works					4a				4.80
HEALTH and WELFARE					4b				2.64
Health Services Except Environmental		4,370.00			4c				4.90
Welfare-Public Assistance		1,750.00			Total Valuation				100.00
Hospitals, Clinics, First Aid					CAPITAL DEBT AUTHORIZED, DECEMBER 31, 1968				
Animal, Insect, & Rodent Control					ISSUED AND UNISSUED				
Other Welfare Services					School				4,286,861.39
RECREATION and CONSERVATION					Self-liquidating				173,000.00
Beaches and Boardwalks		500.00			Other				4,459,861.39
Parks, Playgrounds, Shade Trees					Total				2,079,843.15
Land Reclamation & Conservation					ISSUED AND OUTSTANDING				
Other Recreational Services		1,000.00			School				2,746,861.39
EDUCATION (excluding schools)					Self-liquidating				150,000.00
Libraries		1,400.00			Other				
Other Educational Services					Total				2,896,861.39
STATUTORY EXPENDITURES					EQUALIZED VALUATION BASIS				43,705,228.33
Pensions & F. I. C. A.		18,300.00			1968 CAPITAL OUTLAY				39,962.12
Employee Fringe Benefits		2,150.00			Beaches and Boardwalks				
Other Statutory Expenditures					Parks and Playgrounds				293.15
TOTAL MUNICIPAL FUNCTIONS		477,700.56			Public Buildings and Grounds				3,500.00
CAPITAL IMPROVEMENTS		1,000.00			Vehicular Equipment				13,878.33
DEBT SERVICE					Streets, Roads, Sidewalks, Storm Sewers				22,290.64
Principal Payments					Sewer System				
Interest Payments					Water System				
Other Debt Administration					Other Utilities				
DEFERRED CHARGES		3,180.00			Hospitals and Clinics				
SCHOOL, COUNTY, SPECIAL DISTRICT TAXES		1,257,209.35			Garbage and Trash Disposal Facilities				
RESERVE FOR UNCOLLECTED TAXES		195,593.76			Health Equipment				
TOTAL EXPENDITURES		1,934,683.67			Library and Education Facilities				
					Conservation and Recreation				
					Other Expenditures				
					Local District School Taxes				755,512.65
					Regional & Consolidated School Taxes				304,530.92
					School Taxes in Municipal Budget				
					County Taxes				181,801.15
					County Library Taxes				14,004.48
					Local Municipal Purpose Taxes				283,063.05
					Veteran & Senior Citizen Taxes				27,300.00
					Total Taxes for Rate Computation				1,566,212.25
					Special District Taxes				1,360.15
					Bank Stock Taxes				304.27
					Added and Omitted Taxes				57,061.81
					Total Taxes Levied				1,597,638.48
					1968 TAXES COLLECTED				1,442,546.44
					1968 Taxes Cancelled, Abated or Adjusted				41,668.96
					Transfer To Tax Title Liens				4,171.43
					Balance Outstanding Dec. 31, 1968				110,098.88
					PRIOR YEARS TAXES OUTSTANDING				
					Balance January 1, 1968				156,634.92
					Collected in 1968				136,129.10
					Cancelled, Abated or Adjusted (1968)				6,498.31
					Transfers to Tax Title Liens				563.73
					Balance December 31, 1968				13,443.78
					TAX TITLE LIENS OUTSTANDING				
					Balance January 1, 1968				10,181.22
					Transfers From Taxes				3,078.64
					Redeemed in 1968				3,465.84
					Cancelled, Abated or Adjusted (1968)				
					Balance December 31, 1968				9,794.02
					PROPERTY ACQUIRED BY DEED OR FORECLOSURE				
					Balance January 1, 1968				1,000.00
					Transfers From Liens				
					Sale for Cash (1968)				
					Cancelled, Abated or Adjusted (1968)				
					Balance December 31, 1968				1,000.00
					CURRENT FINANCES DECEMBER 31, 1968				
					ASSETS				
					Cash on Hand Dec. 31, 1968				326,366.20
					Taxes Receivable				123,542.66
					Tax Title Liens				9,794.02
					Foreclosed Property				1,000.00
					Emergencies & Other Deferred Charges				500.00
					State Aid Receivable				
					Other Receivables				20,346.30
					Total				481,549.18
					LIABILITIES				
					Cash Liabilities				84,596.22
					Reserves For Receivables				154,682.98
					Surplus on Hand Dec. 31, 1968				242,269.98
					Total				481,549.18

2122
 Population 1960 **3,055**
 Population 1968 **3,620**
 Moody Rating
 Land Area **17.50** Sq. Miles

Net Valuation Taxable **19,440,329**
 State Equalized Value **24,050,883**
 Net Valuation on Which County Taxes
 are apportioned: **23,709,881**
 State Equalization Ratio **.8083**

WASHINGTON TWP.

TAX RATE:
 General Rate Per \$100. **4.10**
 Effective Tax Rate
 General Rate **3.31**
 Municipal Functions **.99**

PER CAPITA:
 Gross Debt **344.77**
 Net Debt
 Debt Service
 Total Tax Levy **215.05**
 Municipal Functions **66.30**

PER CENT:
 Gross Debt **5.68**
 Net Debt
 Tax Levy Collected **90.92**
 Tax Levy Cancelled, Abated
 or Adjusted **.23**

1968 EXPENDITURES		1968 REVENUES		1968 PROPERTY TAX	
GENERAL GOVERNMENT		1968 Property Taxes Collected 707,830.16		Local District School Taxes 295,028.00	
Governing Body & Public Boards		1968 Payments in Lieu of Taxes		Regional & Consolidated School Taxes	284,567.89
Municipal Clerk		Delinquent Tax & Lien Collections	73,079.34	School Taxes in Municipal Budget	
Financial Administration	1,550.00	Business Personality Replacement Taxes	41,937.00	County Taxes	177,754.73
Assessment of Taxes	2,700.00	Taxes from Public Utilities	49,429.72	County Library Taxes	4,715.38
Collection of Taxes	3,300.00	Other Miscellaneous Tax Revenues		Local Municipal Purpose Taxes	10,586.11
Planning, Housing & Development	200.00	State Aid Revenues	20,064.00	Veteran & Senior Citizen Taxes	23,520.00
Elections		Federal Aid Revenues		Total Taxes for Rate Computation	796,172.11
General Administration (other)	13,400.00	Sale of Acquired Property		Special District Taxes	
JUDICIARY		Other Miscellaneous Revenues	16,285.87	Bank Stock Taxes	
Municipal Courts	2,600.00	Total 1968 Revenues	908,626.09	Added and Omitted Taxes	5,858.38
PUBLIC SAFETY		Prior Years Surplus Appropriated	70,000.00	Total Taxes Levied	778,510.49
Fire Protection	9,950.00	TOTAL REVENUES	978,626.09	1968 TAXES COLLECTED	707,830.16
Police Protection	4,750.00			1968 Taxes Cancelled, Abated or Adjusted	1,805.78
Civil Defense & Disaster Control	250.00			Transfer To Tax Title Liens	393.61
Environmental Inspection & Control	1,100.00			Balance Outstanding Dec. 31, 1968	69,478.53
Other Public Safety					
PUBLIC WORKS		1968 REAL PROPERTY VALUATIONS - ASSESSED		PRIOR YEARS TAXES OUTSTANDING	
Streets and Drainage	64,000.00	Code	Class	Balance January 1, 1968	75,854.20
Sewers and Sewage Processing		1	Vacant Land	Collected in 1968	73,079.34
Garbage and Trash Disposal		2	Residential	Cancelled, Abated or Adjusted (1968)	
Public Buildings and Grounds	500.00	3	Farm	Transfers to Tax Title Liens	134.94
Other Public Works		4a	Commercial	Balance December 31, 1968	2,639.92
HEALTH and WELFARE		4b	Industrial		
Health Services Except Environmental	6,375.00	4c	Apartments		
Welfare-Public Assistance	2,525.00		Total Valuation		
Hospitals, Clinics, First Aid	400.00		100.00		
Animal, Insect, & Rodent Control	800.00				
Other Welfare Services					
RECREATION and CONSERVATION		CAPITAL DEBT AUTHORIZED, DECEMBER 31, 1968		TAX TITLE LIENS OUTSTANDING	
Beaches and Boardwalks		ISSUED AND UNISSUED	GROSS DEBT	Balance January 1, 1968	1,130.07
Parks, Playgrounds, Shade Trees		School	1,248,069.81	Transfers From Taxes	594.67
Land Reclamation & Conservation	550.00	Self-liquidating		Redeemed in 1968	
Other Recreational Services		Other		Cancelled, Abated or Adjusted (1968)	
EDUCATION (excluding schools)		Total	1,248,069.81	Balance December 31, 1968	1,724.74
Libraries				PROPERTY ACQUIRED BY DEED OR FORECLOSURE	
Other Educational Services		ISSUED AND OUTSTANDING		Balance January 1, 1968	6,875.00
STATUTORY EXPENDITURES		School	1,248,069.81	Transfers From Liens	
Pensions & F. I. C. A.	3,250.00	Self-liquidating		Sale for Cash (1968)	
Employee Fringe Benefits	1,300.00	Other		Cancelled, Abated or Adjusted (1968)	
Other Statutory Expenditures		Total	1,248,069.81	Balance December 31, 1968	6,875.00
TOTAL MUNICIPAL FUNCTIONS	119,500.00	EQUALIZED VALUATION BASIS	21,942,196.33	CURRENT FINANCES DECEMBER 31, 1968	
CAPITAL IMPROVEMENTS	7,000.00	1968 CAPITAL OUTLAY		ASSETS	
DEBT SERVICE		Beaches and Boardwalks		Cash on Hand Dec. 31, 1968	372,037.23
Principal Payments		Parks and Playgrounds		Taxes Receivable	72,118.45
Interest Payments		Public Buildings and Grounds		Tax Title Liens	1,724.74
Other Debt Administration		Vehicular Equipment		Foreclosed Property	6,875.00
DEFERRED CHARGES	27,090.56	Streets, Roads, Sidewalks, Storm Sewers		Emergencies & Other Deferred Charges	610.00
SCHOOL, COUNTY, SPECIAL DISTRICT TAXES	762,066.00	Sewer System		State Aid Receivable	33,439.00
RESERVE FOR UNCOLLECTED TAXES	86,417.55	Water System		Other Receivables	937.52
		Other Utilities		Total	487,741.94
		Hospitals and Clinics		LIABILITIES	
		Garbage and Trash Disposal Facilities		Cash Liabilities	287,573.48
		Health Equipment		Reserves For Receivables	81,655.71
		Library and Education Facilities		Surplus on Hand Dec. 31, 1968	118,512.75
		Conservation and Recreation		Total	487,741.94
TOTAL EXPENDITURES	1,002,074.11	Other Expenditures			

1821		WATCHUNG BORO				PER CAPITA:		PER CENT:		
Population 1960	3,312	Net Valuation Taxable	29,243,315	TAX RATE:		Gross Debt	835.43	Gross Debt	6.15	
Population 1968	4,930	State Equalized Value	75,117,685	General Rate Per \$100.		Net Debt	317.78	Net Debt	2.34	
		Net Valuation on Which County Taxes are apportioned:	72,325,568	Effective Tax Rate		Debt Service	4.74	Tax Levy Collected	97.78	
Moody Rating				General Rate		Total Tax Levy	338.18	Tax Levy Cancelled, Abated or Adjusted	.06	
Land Area	6.20 Sq. Miles	State Equalization Ratio	.3893	Municipal Functions		Municipal Functions	108.61			
1968 EXPENDITURES		1968 REVENUES				1968 PROPERTY TAX				
GENERAL GOVERNMENT		1968 Property Taxes Collected				Local District School Taxes				
Governing Body & Public Boards		1968 Payments in Lieu of Taxes				Regional & Consolidated School Taxes				
Municipal Clerk		Delinquent Tax & Lien Collections				School Taxes in Municipal Budget				
Financial Administration		4,000.00	Business Personalty Replacement Taxes				County Taxes			
Assessment of Taxes		6,950.00	Taxes from Public Utilities				County Library Taxes			
Collection of Taxes		10,484.92	Other Miscellaneous Tax Revenues				Local Municipal Purpose Taxes			
Planning, Housing & Development		4,800.00	State Aid Revenues				Veteran & Senior Citizen Taxes			
Elections		1,000.00	Federal Aid Revenues				Total Taxes for Rate Computation			
General Administration (other)		46,906.81	Sale of Acquired Property				Special District Taxes			
JUDICIARY			Other Miscellaneous Revenues				Bank Stock Taxes			
Municipal Courts		11,004.84	Total 1968 Revenues				Added and Omitted Taxes			
PUBLIC SAFETY			Prior Years Surplus Appropriated				Total Taxes Levied			
Fire Protection		33,200.00	TOTAL REVENUES				1968 TAXES COLLECTED			
Police Protection		132,450.00	1968 REAL PROPERTY VALUATIONS - ASSESSED				1968 Taxes Cancelled, Abated or Adjusted			
Civil Defense & Disaster Control		50.00	Code Class %				Transfer To Tax Title Liens			
Environmental Inspection & Control		2,000.00	1 Vacant Land 5.43				Balance Outstanding Dec. 31, 1968			
Other Public Safety			2 Residential 65.04				PRIOR YEARS TAXES OUTSTANDING			
PUBLIC WORKS			3 Farm				Balance January 1, 1968			
Streets and Drainage		62,961.76	4a Commercial 21.85				Collected in 1968			
Sewers and Sewage Processing		25,000.00	4b Industrial 6.67				Cancelled, Abated or Adjusted (1968)			
Garbage and Trash Disposal			4c Apartments				Transfers to Tax Title Liens			
Public Buildings and Grounds		19,000.00	Total Valuation 99.99				Balance December 31, 1968			
Other Public Works			CAPITAL DEBT AUTHORIZED, DECEMBER 31, 1968				TAX TITLE LIENS OUTSTANDING			
HEALTH and WELFARE			ISSUED AND UNISSUED				Balance January 1, 1968			
Health Services Except Environmental		7,000.00	GROSS DEBT				Transfers From Taxes			
Welfare-Public Assistance		500.00	School				Redeemed in 1968			
Hospitals, Clinics, First Aid		3,500.00	Self-liquidating				Cancelled, Abated or Adjusted (1968)			
Animal, Insect, & Rodent Control		150.00	Other				Balance December 31, 1968			
Other Welfare Services			Total				PROPERTY ACQUIRED BY DEED OR FORECLOSURE			
RECREATION and CONSERVATION			ISSUED AND OUTSTANDING				Balance January 1, 1968			
Beaches and Boardwalks			School				Transfers From Liens			
Parks, Playgrounds, Shade Trees			Self-liquidating				Sale for Cash (1968)			
Land Reclamation & Conservation			Other				Cancelled, Abated or Adjusted (1968)			
Other Recreational Services		9,000.00	Total				Balance December 31, 1968			
EDUCATION (excluding schools)			EQUALIZED VALUATION BASIS				CURRENT FINANCES DECEMBER 31, 1968			
Libraries		1,200.00	1968 CAPITAL OUTLAY				ASSETS			
Other Educational Services			Beaches and Boardwalks				Cash on Hand Dec. 31, 1968			
STATUTORY EXPENDITURES			Parks and Playgrounds				Taxes Receivable			
Pensions & F. I. C. A.		20,600.00	Public Buildings and Grounds				Tax Title Liens			
Employee Fringe Benefits		22,200.00	Vehicular Equipment				Foreclosed Property			
Other Statutory Expenditures			Streets, Roads, Sidewalks, Storm Sewers				Emergencies & Other Deferred Charges			
TOTAL MUNICIPAL FUNCTIONS		423,958.33	Sewer System				State Aid Receivable			
CAPITAL IMPROVEMENTS		17,500.00	Water System				Other Receivables			
DEBT SERVICE			Other Utilities				Total			
Principal Payments		10,000.00	Hospitals and Clinics				LIABILITIES			
Interest Payments		13,414.00	Garbage and Trash Disposal Facilities				Cash Liabilities			
Other Debt Administration			Health Equipment				Reserves For Receivables			
DEFERRED CHARGES		3,200.00	Library and Education Facilities				Surplus on Hand Dec. 31, 1968			
SCHOOL, COUNTY, SPECIAL DISTRICT TAXES		1,519,035.58	Conservation and Recreation				Total			
RESERVE FOR UNCOLLECTED TAXES		64,437.38	Other Expenditures							
TOTAL EXPENDITURES		2,051,545.29								

0435		WATERFORD TWP			PER CAPITA:		PER CENT:	
Population 1960	3,809	Net Valuation Taxable	7,622,460	TAX RATE:	Gross Debt	251.72	Gross Debt	6.49
Population 1968	4,640	State Equalized Value	16,566,963	General Rate Per \$100.	Net Debt	4.82	Net Debt	.12
Moody Rating		Net Valuation on Which County Taxes are apportioned:	18,440,001	Effective Tax Rate	Debt Service	.90	Tax Levy Collected	89.51
Land Area	34.38 Sq. Miles	State Equalization Ratio	.4601	General Rate	Total Tax Levy	156.30	Tax Levy Cancelled, Abated or Adjusted	.84
				Municipal Functions	Municipal Functions	59.16		
1968 EXPENDITURES		1968 REVENUES		1968 PROPERTY TAX				
GENERAL GOVERNMENT		1968 Property Taxes Collected		649,168.64	Local District School Taxes		186,077.00	
Governing Body & Public Boards		1968 Payments in Lieu of Taxes			Regional & Consolidated School Taxes		252,392.98	
Municipal Clerk		Delinquent Tax & Lien Collections		67,949.22	School Taxes in Municipal Budget			
Financial Administration	3,661.95	Business Personalty Replacement Taxes		10,900.00	County Taxes		178,878.41	
Assessment of Taxes	3,850.00	Taxes from Public Utilities		63,257.36	County Library Taxes			
Collection of Taxes	4,050.00	Other Miscellaneous Tax Revenues			Local Municipal Purpose Taxes		84,559.19	
Planning, Housing & Development	3,915.00	State Aid Revenues		11,942.00	Veteran & Senior Citizen Taxes		30,130.00	
Elections	1,078.20	Federal Aid Revenues			Total Taxes for Rate Computation		732,037.58	
General Administration (other)	36,029.27	Sale of Acquired Property			Special District Taxes			
JUDICIARY		Other Miscellaneous Revenues		26,382.22	Bank Stock Taxes		2,196.67	
Municipal Courts	4,295.00	Total 1968 Revenues		829,599.44	Added and Omitted Taxes		21,133.54	
PUBLIC SAFETY		Prior Years Surplus Appropriated		30,500.00	Total Taxes Levied		725,237.79	
Fire Protection	7,065.00	TOTAL REVENUES		860,099.44	1968 TAXES COLLECTED		649,168.64	
Police Protection	22,261.58	1968 REAL PROPERTY VALUATIONS - ASSESSED			1968 Taxes Cancelled, Abated or Adjusted		6,141.57	
Civil Defense & Disaster Control	515.00	Code Class %			Transfer To Tax Title Liens		9,522.80	
Environmental Inspection & Control	1,015.00	1 Vacant Land 5.30		397,250.00	Balance Outstanding Dec. 31, 1968		60,404.78	
Other Public Safety		2 Residential 69.98		5,244,150.00	PRIOR YEARS TAXES OUTSTANDING			
PUBLIC WORKS		3 Farm 6.14		459,750.00	Balance January 1, 1968		61,780.72	
Streets and Drainage	45,384.55	4a Commercial 17.99		1,348,000.00	Collected in 1968		56,897.74	
Sewers and Sewage Processing		4b Industrial .39		29,250.00	Cancelled, Abated or Adjusted (1968)		23.56	
Garbage and Trash Disposal	19,906.00	4c Apartments .20		15,100.00	Transfers to Tax Title Liens		479.01	
Public Buildings and Grounds	5,190.00	Total Valuation 100.00.		7,493,500.00	Balance December 31, 1968		4,380.41	
Other Public Works		CAPITAL DEBT AUTHORIZED, DECEMBER 31, 1968			TAX TITLE LIENS OUTSTANDING			
HEALTH and WELFARE		ISSUED AND UNISSUED			Balance January 1, 1968		44,233.53	
Health Services Except Environmental	660.00	School GROSS DEBT 1,145,598.48			Transfers From Taxes		10,139.63	
Welfare-Public Assistance	1,235.00	Self-liquidating 22,400.00		22,400.00	Redeemed in 1968		11,051.48	
Hospitals, Clinics, First Aid		Other 1,167,998.48		22,400.00	Cancelled, Abated or Adjusted (1968)			
Animal, Insect, & Rodent Control		Total		948,138.42	Balance December 31, 1968		43,321.68	
Other Welfare Services		ISSUED AND OUTSTANDING			PROPERTY ACQUIRED BY DEED OR FORECLOSURE			
RECREATION and CONSERVATION		School 925,738.42			Balance January 1, 1968		6,538.00	
Beaches and Boardwalks		Self-liquidating 22,400.00			Transfers From Liens			
Parks, Playgrounds, Shade Trees	2,200.00	Other 948,138.42			Sale for Cash (1968)			
Land Reclamation & Conservation		Total			Cancelled, Abated or Adjusted (1968)			
Other Recreational Services	200.00	EQUALIZED VALUATION BASIS		17,974,680.33	Balance December 31, 1968		6,538.00	
EDUCATION (excluding schools)		1968 CAPITAL OUTLAY			CURRENT FINANCES DECEMBER 31, 1968			
Libraries	3,525.00	Beaches and Boardwalks			ASSETS			
Other Educational Services		Parks and Playgrounds			Cash on Hand Dec. 31, 1968		171,393.87	
STATUTORY EXPENDITURES		Public Buildings and Grounds			Taxes Receivable		64,785.19	
Pensions & F. I. C. A.	2,797.89	Vehicular Equipment			Tax Title Liens		43,321.68	
Employee Fringe Benefits		Streets, Roads, Sidewalks, Storm Sewers			Foreclosed Property		6,538.00	
Other Statutory Expenditures		Sewer System			Emergencies & Other Deferred Charges		15,800.00	
TOTAL MUNICIPAL FUNCTIONS	168,834.44	Water System			State Aid Receivable		37,403.86	
CAPITAL IMPROVEMENTS	2,500.00	Other Utilities			Other Receivables		88.45	
DEBT SERVICE		Hospitals and Clinics			Total		339,331.05	
Principal Payments	2,400.00	Garbage and Trash Disposal Facilities			LIABILITIES			
Interest Payments	1,820.00	Health Equipment			Cash Liabilities		97,991.67	
Other Debt Administration		Library and Education Facilities			Reserves For Receivables		114,733.32	
DEFERRED CHARGES	9,841.61	Conservation and Recreation			Surplus on Hand Dec. 31, 1968		126,606.06	
SCHOOL, COUNTY, SPECIAL DISTRICT TAXES	617,348.39	Other Expenditures			Total		339,331.05	
RESERVE FOR UNCOLLECTED TAXES	89,115.95							
TOTAL EXPENDITURES	891,860.39							

1614			WAYNE TWP		PER CAPITA:	PER CENT:
Population 1960	29,353	Net Valuation Taxable	360,678,434	TAX RATE:	Gross Debt	Gross Debt
Population 1968	47,330	State Equalized Value	501,290,387	General Rate Per \$100.	Net Debt	Net Debt
		Net Valuation on Which County Taxes		Effective Tax Rate	Debt Service	Tax Levy Collected
Moody Rating	BAA	are apportioned:	476,880,738	General Rate	Total Tax Levy	Tax Levy Cancelled, Abated
Land Area	24.53 Sq. Miles	State Equalization Ratio	.7195	Municipal Functions	Municipal Functions	or Adjusted
1968 EXPENDITURES		1968 REVENUES		1968 PROPERTY TAX		
GENERAL GOVERNMENT						
Governing Body & Public Boards	11,600.00	1968 Property Taxes Collected	12,653,056.98	Local District School Taxes	7,368,438.25	
Municipal Clerk		1968 Payments in Lieu of Taxes		Regional & Consolidated School Taxes		
Financial Administration	48,434.00	Delinquent Tax & Lien Collections	173,330.31	School Taxes in Municipal Budget		
Assessment of Taxes	173,020.00	Business Personalty Replacement Taxes	307,354.00	County Taxes	3,010,453.95	
Collection of Taxes	79,664.00	Taxes from Public Utilities	594,872.90	County Library Taxes		
Planning, Housing & Development	77,339.00	Other Miscellaneous Tax Revenues		Local Municipal Purpose Taxes	2,176,169.81	
Elections		State Aid Revenues	58,924.34	Veteran & Senior Citizen Taxes	239,640.00	
General Administration (other)	350,228.00	Federal Aid Revenues	63,152.45	Total Taxes for Rate Computation	12,794,702.01	
JUDICIARY		Sale of Acquired Property		Special District Taxes	5,213.54	
Municipal Courts	26,980.00	Other Miscellaneous Revenues	314,080.98	Bank Stock Taxes	11,135.04	
PUBLIC SAFETY		Total 1968 Revenues	14,164,771.96	Added and Omitted Taxes	330,713.48	
Fire Protection	164,685.00	Prior Years Surplus Appropriated	700,000.00	Total Taxes Levied	12,902,124.07	
Police Protection	791,617.00	TOTAL REVENUES	14,864,771.96	1968 TAXES COLLECTED	12,653,056.98	
Civil Defense & Disaster Control	3,500.00			1968 Taxes Cancelled, Abated or Adjusted	8,296.88	
Environmental Inspection & Control	72,524.00	1968 REAL PROPERTY VALUATIONS - ASSESSED		Transfer To Tax Title Liens	26,434.98	
Other Public Safety				Balance Outstanding Dec. 31, 1968	232,365.93	
PUBLIC WORKS						
Streets and Drainage	517,366.00	Code Class %				
Sewers and Sewage Processing		1 Vacant Land 7.57	26,959,700.00			
Garbage and Trash Disposal		2 Residential 67.71	241,134,800.00	PRIOR YEARS TAXES OUTSTANDING		
Public Buildings and Grounds	110,802.00	3 Farm .39	1,385,900.00	Balance January 1, 1968	283,258.68	
Other Public Works		4a Commercial 10.32	36,760,000.00	Collected in 1968	172,860.37	
HEALTH and WELFARE		4b Industrial 9.04	32,180,600.00	Cancelled, Abated or Adjusted (1968)	16,034.55	
Health Services Except Environmental	105,979.00	4c Apartments 4.97	17,710,200.00	Transfers to Tax Title Liens	21,289.43	
Welfare-Public Assistance	12,850.00	Total Valuation 100.00	356,131,200.00	Balance December 31, 1968	73,074.29	
Hospitals, Clinics, First Aid	17,644.00					
Animal, Insect, & Rodent Control	5,000.00					
Other Welfare Services						
RECREATION and CONSERVATION						
Beaches and Boardwalks						
Parks, Playgrounds, Shade Trees	209,584.00					
Land Reclamation & Conservation	15,000.00					
Other Recreational Services	88,190.00					
EDUCATION (excluding schools)						
Libraries	206,132.00					
Other Educational Services	10,250.00					
STATUTORY EXPENDITURES						
Pensions & F. I. C. A.	222,000.00					
Employee Fringe Benefits	140,600.00					
Other Statutory Expenditures						
TOTAL MUNICIPAL FUNCTIONS	3,460,988.00					
CAPITAL IMPROVEMENTS	30,000.00					
DEBT SERVICE						
Principal Payments	170,000.00					
Interest Payments	108,895.25					
Other Debt Administration						
DEFERRED CHARGES	48,167.81					
SCHOOL, COUNTY, SPECIAL DISTRICT TAXES	10,384,105.74					
RESERVE FOR UNCOLLECTED TAXES	596,777.24					
TOTAL EXPENDITURES	14,798,934.04					

1911		WEEHAWKEN TWP		PER CAPITA:		PER CENT:	
Population 1960	13,504	Net Valuation Taxable	63,699,264	Gross Debt	53.73	Gross Debt	.73
Population 1968	13,120	State Equalized Value	65,258,952	Net Debt	39.71	Net Debt	.54
		Net Valuation on Which County Taxes		Debt Service	8.28	Tax Levy Collected	90.25
Moody Rating	A	are apportioned:	101,324,851	Total Tax Levy	228.45	Tax Levy Cancelled, Abated	
Land Area	70 Sq. Miles	State Equalization Ratio	.9761	Municipal Functions	187.18	or Adjusted	4.28
1968 EXPENDITURES		1968 REVENUES		1968 PROPERTY TAX			
GENERAL GOVERNMENT							
Governing Body & Public Boards		1968 Property Taxes Collected		Local District School Taxes		1,643,273.00	
Municipal Clerk		1968 Payments in Lieu of Taxes		Regional & Consolidated School Taxes		38,263.75	
Financial Administration	15,300.00	Delinquent Tax & Lien Collections	101,223.55	School Taxes in Municipal Budget		1,186,012.41	
Assessment of Taxes	14,600.00	Business Personalty Replacement Taxes	386,022.00	County Library Taxes		119,106.28	
Collection of Taxes	12,625.00	Taxes from Public Utilities	115,736.20	Local Municipal Purpose Taxes		36,570.00	
Planning, Housing & Development		Other Miscellaneous Tax Revenues		Veteran & Senior Citizen Taxes		3,023,225.44	
Elections	3,450.00	State Aid Revenues	1,648,528.93	Total Taxes for Rate Computation		2,556.09	
General Administration (other)	130,795.00	Federal Aid Revenues		Special District Taxes		8,141.08	
JUDICIARY		Sale of Acquired Property		Bank Stock Taxes		2,997,352.61	
Municipal Courts	15,900.00	Other Miscellaneous Revenues	84,405.21	Added and Omitted Taxes		2,705,366.42	
PUBLIC SAFETY		Total 1968 Revenues	5,041,282.31	Total Taxes Levied		128,450.79	
Fire Protection	494,148.06	Prior Years Surplus Appropriated	0	1968 TAXES COLLECTED		50,949.96	
Police Protection	22,160.00	TOTAL REVENUES	5,041,282.31	1968 Taxes Cancelled, Abated or Adjusted		113,164.67	
Civil Defense & Disaster Control	500.00	1968 REAL PROPERTY VALUATIONS - ASSESSED		Transfer To Tax Title Liens			
Environmental Inspection & Control	3,400.00			Balance Outstanding Dec. 31, 1968			
Other Public Safety							
PUBLIC WORKS							
Streets and Drainage	646,502.16						
Sewers and Sewage Processing	68,209.00						
Garbage and Trash Disposal	99,840.00						
Public Buildings and Grounds	40,440.00						
Other Public Works							
HEALTH and WELFARE							
Health Services Except Environmental	4,875.00						
Welfare-Public Assistance	35,500.00						
Hospitals, Clinics, First Aid							
Animal, Insect, & Rodent Control							
Other Welfare Services							
RECREATION and CONSERVATION							
Beaches and Boardwalks							
Parks, Playgrounds, Shade Trees	68,525.00						
Land Reclamation & Conservation							
Other Recreational Services	35,870.00						
EDUCATION (excluding schools)							
Libraries	25,000.00						
Other Educational Services							
STATUTORY EXPENDITURES							
Pensions & F. I. C. A.	248,000.00						
Employee Fringe Benefits	34,000.00						
Other Statutory Expenditures							
TOTAL MUNICIPAL FUNCTIONS	2,019,639.22						
CAPITAL IMPROVEMENTS	2,200.00						
DEBT SERVICE							
Principal Payments	77,000.00						
Interest Payments	31,701.25						
Other Debt Administration							
DEFERRED CHARGES	80,503.21						
SCHOOL, COUNTY, SPECIAL DISTRICT TAXES	2,867,549.16						
RESERVE FOR UNCOLLECTED TAXES	244,883.37						
TOTAL EXPENDITURES	5,323,476.21						

0819		WENONAH BORO		PER CAPITA:		PER CENT:	
Population 1960	2,100	Net Valuation Taxable	3,226,958	Gross Debt	262.81	Gross Debt	5.89
Population 1968	2,580	State Equalized Value	12,580,732	Net Debt	10.22	Net Debt	.22
		Net Valuation on Which County Taxes are apportioned:	11,751,733	Debt Service		Tax Levy Collected	97.97
Moody Rating		State Equalization Ratio	.2565	Total Tax Levy	154.69	Tax Levy Cancelled, Abated or Adjusted	.16
Land Area	1.08 Sq. Miles			Municipal Functions	53.68		
1968 EXPENDITURES		1968 REVENUES		1968 PROPERTY TAX			
GENERAL GOVERNMENT							
Governing Body & Public Boards		1968 Property Taxes Collected	391,033.75	Local District School Taxes		103,748.50	
Municipal Clerk	2,000.00	1968 Payments in Lieu of Taxes		Regional & Consolidated School Taxes		161,611.51	
Financial Administration	1,700.00	Delinquent Tax & Lien Collections	8,096.54	School Taxes in Municipal Budget			
Assessment of Taxes	1,760.00	Business Personalty Replacement Taxes	2,440.00	County Taxes		64,936.23	
Collection of Taxes	6,860.66	Taxes from Public Utilities	21,442.28	County Library Taxes			
Planning, Housing & Development	610.00	Other Miscellaneous Tax Revenues		Local Municipal Purpose Taxes		63,648.03	
Elections	388.86	State Aid Revenues	10,805.00	Veteran & Senior Citizen Taxes		14,450.00	
General Administration (other)	11,555.00	Federal Aid Revenues		Total Taxes for Rate Computation		408,394.27	
JUDICIARY		Sale of Acquired Property	15.00	Special District Taxes			
Municipal Courts	675.00	Other Miscellaneous Revenues	14,043.09	Bank Stock Taxes		351.97	
PUBLIC SAFETY		Total 1968 Revenues	447,875.66	Added and Omitted Taxes		4,820.30	
Fire Protection	5,250.00	Prior Years Surplus Appropriated	23,293.89	Total Taxes Levied		399,116.54	
Police Protection	26,580.00	TOTAL REVENUES	471,169.55	1968 TAXES COLLECTED		391,033.75	
Civil Defense & Disaster Control	250.00			1968 Taxes Cancelled, Abated or Adjusted		662.28	
Environmental Inspection & Control	600.00			Transfer To Tax Title Liens		113.94	
Other Public Safety				Balance Outstanding Dec. 31, 1968		7,675.18	
PUBLIC WORKS		1968 REAL PROPERTY VALUATIONS - ASSESSED					
Streets and Drainage	38,044.48	Code Class %		PRIOR YEARS TAXES OUTSTANDING			
Sewers and Sewage Processing		1 Vacant Land 3.65	116,400.00	Balance January 1, 1968		8,485.34	
Garbage and Trash Disposal	3,450.00	2 Residential 94.22	3,003,900.00	Collected in 1968		8,096.54	
Public Buildings and Grounds	750.00	3 Farm		Cancelled, Abated or Adjusted (1968)			
Other Public Works		4a Commercial 2.13	68,000.00	Transfers to Tax Title Liens			
HEALTH and WELFARE		4b Industrial		Balance December 31, 1968		388.80	
Health Services Except Environmental	425.00	4c Apartments					
Welfare-Public Assistance	325.00	Total Valuation 100.00	3,188,300.00	TAX TITLE LIENS OUTSTANDING			
Hospitals, Clinics, First Aid				Balance January 1, 1968		914.66	
Animal, Insect, & Rodent Control	666.66			Transfers From Taxes		113.94	
Other Welfare Services				Redeemed in 1968			
RECREATION and CONSERVATION				Cancelled, Abated or Adjusted (1968)		919.03	
Beaches and Boardwalks				Balance December 31, 1968		109.57	
Parks, Playgrounds, Shade Trees	3,200.00			PROPERTY ACQUIRED BY DEED OR FORECLOSURE			
Land Reclamation & Conservation				Balance January 1, 1968		1,350.00	
Other Recreational Services	200.00			Transfers From Liens		615.00	
EDUCATION (excluding schools)				Sale for Cash (1968)		15.00	
Libraries	2,800.00			Cancelled, Abated or Adjusted (1968)			
Other Educational Services				Balance December 31, 1968		1,950.00	
STATUTORY EXPENDITURES							
Pensions & F. I. C. A.	3,955.42	EQUALIZED VALUATION BASIS	11,510,716.00	CURRENT FINANCES DECEMBER 31, 1968			
Employee Fringe Benefits	513.45	1968 CAPITAL OUTLAY	27,020.00	ASSETS			
Other Statutory Expenditures		Beaches and Boardwalks		Cash on Hand Dec. 31, 1968		125,308.56	
TOTAL MUNICIPAL FUNCTIONS	112,559.53	Parks and Playgrounds		Taxes Receivable		8,063.98	
CAPITAL IMPROVEMENTS	4,300.00	Public Buildings and Grounds		Tax Title Liens		109.57	
DEBT SERVICE		Vehicular Equipment	27,020.00	Foreclosed Property		1,950.00	
Principal Payments		Streets, Roads, Sidewalks, Storm Sewers		Emergencies & Other Deferred Charges			
Interest Payments		Sewer System		State Aid Receivable		7,786.73	
Other Debt Administration		Water System		Other Receivables		60.67	
DEFERRED CHARGES	9,556.89	Other Utilities		Total		143,279.51	
SCHOOL, COUNTY, SPECIAL DISTRICT TAXES	330,296.24	Hospitals and Clinics		LIABILITIES			
RESERVE FOR UNCOLLECTED TAXES	12,102.00	Garbage and Trash Disposal Facilities		Cash Liabilities		90,001.50	
		Health Equipment		Reserves For Receivables		10,184.22	
		Library and Education Facilities		Surplus on Hand Dec. 31, 1968		43,093.79	
		Conservation and Recreation		Total		143,279.51	
TOTAL EXPENDITURES	468,814.66	Other Expenditures					

337		WESTAMPTON TWP		PER CAPITA:		PER CENT:		
Population 1960	1,114	Net Valuation Taxable	12,738,575	TAX RATE:	Gross Debt	459.86	Gross Debt	6.85
Population 1968	2,160	State Equalized Value	14,417,152		Net Debt	78.79	Net Debt	1.17
		Net Valuation on Which County Taxes are apportioned:	14,941,840	Effective Tax Rate	Debt Service		Tax Levy Collected	95.41
Moody Rating				General Rate	Total Tax Levy	254.48	Tax Levy Cancelled, Abated	
Land Area	11.04 Sq. Miles	State Equalization Ratio	.8840	Municipal Functions	Municipal Functions	79.14	or Adjusted	.15
1968 EXPENDITURES		1968 REVENUES		1968 PROPERTY TAX				
GENERAL GOVERNMENT		1968 Property Taxes Collected		524,473.41	Local District School Taxes	268,143.50		
Governing Body & Public Boards		1968 Payments in Lieu of Taxes			Regional & Consolidated School Taxes	180,202.10		
Municipal Clerk		Delinquent Tax & Lien Collections		26,622.00	School Taxes in Municipal Budget			
Financial Administration		3,100.00	Business Personalty Replacement Taxes	20,271.00	County Taxes	79,360.32		
Assessment of Taxes		2,650.00	Taxes from Public Utilities	65,682.93	County Library Taxes	4,028.13		
Collection of Taxes		2,350.00	Other Miscellaneous Tax Revenues		Local Municipal Purpose Taxes			
Planning, Housing & Development		2,050.00	State Aid Revenues	3,532.00	Veteran & Senior Citizen Taxes	19,140.00		
Elections			Federal Aid Revenues		Total Taxes for Rate Computation	550,874.05		
General Administration (other)		14,512.00	Sale of Acquired Property		Special District Taxes			
JUDICIARY			Other Miscellaneous Revenues	29,062.07	Bank Stock Taxes	274.29		
Municipal Courts		5,500.00	Total 1968 Revenues	669,643.41	Added and Omitted Taxes	17,668.56		
PUBLIC SAFETY			Prior Years Surplus Appropriated	35,638.44	Total Taxes Levied	549,676.90		
Fire Protection		13,582.45	TOTAL REVENUES	705,281.85	1968 TAXES COLLECTED	524,473.41		
Police Protection		12,275.00	1968 REAL PROPERTY VALUATIONS - ASSESSED		1968 Taxes Cancelled, Abated or Adjusted	830.00		
Civil Defense & Disaster Control			Code	Class	%	Transfer To Tax Title Liens	1,804.20	
Environmental Inspection & Control		1,150.00	1	Vacant Land	1.51	Balance Outstanding Dec. 31, 1968	24,655.25	
Other Public Safety			2	Residential	63.12			
PUBLIC WORKS			3	Farm	13.97	PRIOR YEARS TAXES OUTSTANDING		
Streets and Drainage		27,874.44	4a	Commercial	16.16	Balance January 1, 1968	28,671.70	
Sewers and Sewage Processing		31,000.00	4b	Industrial	5.26	Collected in 1968	20,945.88	
Garbage and Trash Disposal		3,160.00	4c	Apartments		Cancelled, Abated or Adjusted (1968)	3,405.48	
Public Buildings and Grounds		1,603.00		Total Valuation	100.02	Transfers to Tax Title Liens	114.58	
Other Public Works					12,537,300.00	Balance December 31, 1968	4,204.76	
HEALTH and WELFARE			CAPITAL DEBT AUTHORIZED, DECEMBER 31, 1968			TAX TITLE LIENS OUTSTANDING		
Health Services Except Environmental		1,270.00	ISSUED AND UNISSUED		GROSS DEBT	NET DEBT		
Welfare-Public Assistance		1,550.00	School		993,316.19	170,202.53	Balance January 1, 1968	6,903.36
Hospitals, Clinics, First Aid			Self-liquidating				Transfers From Taxes	2,004.51
Animal, Insect, & Rodent Control			Other				Redeemed in 1968	5,676.12
Other Welfare Services			Total		993,316.19	170,202.53	Cancelled, Abated or Adjusted (1968)	
RECREATION and CONSERVATION			ISSUED AND OUTSTANDING				Balance December 31, 1968	3,231.75
Beaches and Boardwalks			School		993,316.19		PROPERTY ACQUIRED BY DEED OR FORECLOSURE	
Parks, Playgrounds, Shade Trees			Self-liquidating				Balance January 1, 1968	750.00
Land Reclamation & Conservation			Other				Transfers From Liens	
Other Recreational Services			Total		993,316.19		Sale for Cash (1968)	
EDUCATION (excluding schools)			EQUALIZED VALUATION BASIS		14,493,249.00		Cancelled, Abated or Adjusted (1968)	
Libraries			1968 CAPITAL OUTLAY				Balance December 31, 1968	750.00
Other Educational Services			Beaches and Boardwalks				CURRENT FINANCES DECEMBER 31, 1968	
STATUTORY EXPENDITURES			Parks and Playgrounds				ASSETS	
Pensions & F. I. C. A.		1,400.00	Public Buildings and Grounds				Cash on Hand Dec. 31, 1968	363,450.23
Employee Fringe Benefits		700.00	Vehicular Equipment				Taxes Receivable	28,860.01
Other Statutory Expenditures			Streets, Roads, Sidewalks, Storm Sewers				Tax Title Liens	3,231.75
TOTAL MUNICIPAL FUNCTIONS		125,726.89	Sewer System				Foreclosed Property	750.00
CAPITAL IMPROVEMENTS		500.00	Water System				Emergencies & Other Deferred Charges	1,242.01
DEBT SERVICE			Other Utilities				State Aid Receivable	6,653.14
Principal Payments			Hospitals and Clinics				Other Receivables	5,596.13
Interest Payments			Garbage and Trash Disposal Facilities				Total	409,783.17
Other Debt Administration			Health Equipment				LIABILITIES	
DEFERRED CHARGES		726.00	Library and Education Facilities				Cash Liabilities	266,635.11
SCHOOL, COUNTY, SPECIAL DISTRICT TAXES		531,734.05	Conservation and Recreation				Reserves For Receivables	38,437.79
RESERVE FOR UNCOLLECTED TAXES		44,010.00	Other Expenditures				Surplus on Hand Dec. 31, 1968	1,471.17
TOTAL EXPENDITURES		702,696.94					Total	409,783.17

1026		WEST AMWELL TWP		PER CAPITA:		PER CENT:	
Population 1960	1,683	Net Valuation Taxable	16,434,780	Gross Debt	265.97	Gross Debt	2.83
Population 1968	2,180	State Equalized Value	21,099,987	Net Debt		Net Debt	
		Net Valuation on Which County Taxes are apportioned:	20,893,112	Debt Service	.01	Tax Levy Collected	82.62
Moody Rating		State Equalization Ratio	.7789	Total Tax Levy	255.92	Tax Levy Cancelled, Abated or Adjusted	.14
Land Area	21.90 Sq. Miles			Municipal Functions	111.78		
1968 EXPENDITURES		1968 REVENUES		1968 PROPERTY TAX			
GENERAL GOVERNMENT							
Governing Body & Public Boards		1968 Property Taxes Collected		460,989.25		Local District School Taxes	
Municipal Clerk		1968 Payments in Lieu of Taxes				179,765.00	
Financial Administration	3,000.00	Delinquent Tax & Lien Collections		52,978.55		Regional & Consolidated School Taxes	
Assessment of Taxes	17,610.00	Business Personalty Replacement Taxes		7,047.00		174,814.86	
Collection of Taxes	5,665.90	Taxes from Public Utilities		45,042.23		School Taxes in Municipal Budget	
Planning, Housing & Development	1,400.00	Other Miscellaneous Tax Revenues				County Taxes	
Elections		State Aid Revenues		8,302.00		96,565.10	
General Administration (other)	15,925.00	Federal Aid Revenues				County Library Taxes	
JUDICIARY		Sale of Acquired Property				Local Municipal Purpose Taxes	
Municipal Courts	1,350.00	Other Miscellaneous Revenues		10,863.10		101,207.15	
PUBLIC SAFETY		Total 1968 Revenues		585,222.13		Veteran & Senior Citizen Taxes	
Fire Protection	2,500.00	Prior Years Surplus Appropriated		30,000.00		11,950.00	
Police Protection	7,250.00	TOTAL REVENUES		615,222.13		Total Taxes for Rate Computation	
Civil Defense & Disaster Control	75.00					Special District Taxes	
Environmental Inspection & Control	850.00	1968 REAL PROPERTY VALUATIONS - ASSESSED				Bank Stock Taxes	
Other Public Safety						Added and Omitted Taxes	
PUBLIC WORKS						Total Taxes Levied	
Streets and Drainage	46,665.00					1968 TAXES COLLECTED	
Sewers and Sewage Processing						1968 Taxes Cancelled, Abated or Adjusted	
Garbage and Trash Disposal	2,300.00					818.96	
Public Buildings and Grounds	4,350.00					Transfer To Tax Title Liens	
Other Public Works						6,345.64	
HEALTH and WELFARE						Balance Outstanding Dec. 31, 1968	
Health Services Except Environmental	3,300.00					90,827.68	
Welfare-Public Assistance	950.00						
Hospitals, Clinics, First Aid							
Animal, Insect, & Rodent Control							
Other Welfare Services							
RECREATION and CONSERVATION							
Beaches and Boardwalks							
Parks, Playgrounds, Shade Trees							
Land Reclamation & Conservation							
Other Recreational Services							
EDUCATION (excluding schools)							
Libraries							
Other Educational Services							
STATUTORY EXPENDITURES							
Pensions & F. I. C. A.	2,790.00						
Employee Fringe Benefits	1,700.00						
Other Statutory Expenditures							
TOTAL MUNICIPAL FUNCTIONS	117,680.90						
CAPITAL IMPROVEMENTS	3,000.00						
DEBT SERVICE							
Principal Payments							
Interest Payments	25.00						
Other Debt Administration							
DEFERRED CHARGES	567.00						
SCHOOL, COUNTY, SPECIAL DISTRICT TAXES	454,643.43						
RESERVE FOR UNCOLLECTED TAXES	122,424.15						
TOTAL EXPENDITURES	698,340.48						

0721		WEST CALDWELL BORO			PER CAPITA:		PER CENT:	
Population 1960	8,314	Net Valuation Taxable	101,286,400	TAX RATE:	Gross Debt	488.94	Gross Debt	6.00
Population 1968	11,650	State Equalized Value	102,745,384	General Rate Per \$100.	Net Debt	89.12	Net Debt	1.09
		Net Valuation on Which County Taxes		Effective Tax Rate	Debt Service	5.08	Tax Levy Collected	97.02
Moody Rating	A	are apportioned:	100,817,493	General Rate	Total Tax Levy	342.63	Tax Levy Cancelled, Abated	
Land Area	5.30 Sq. Miles	State Equalization Ratio	.9858	Municipal Functions	Municipal Functions	110.15	or Adjusted	.30
1968 EXPENDITURES		1968 REVENUES			1968 PROPERTY TAX			
GENERAL GOVERNMENT		1968 Property Taxes Collected			3,872,759.85			
Governing Body & Public Boards		1968 Payments in Lieu of Taxes			93,838.82			
Municipal Clerk		Delinquent Tax & Lien Collections			68,720.00			
Financial Administration	8,830.50	Business Personalty Replacement Taxes			201,601.41			
Assessment of Taxes	19,667.47	Taxes from Public Utilities			8,968.00			
Collection of Taxes	19,045.50	Other Miscellaneous Tax Revenues			49,400.00			
Planning, Housing & Development	8,031.25	State Aid Revenues			63,821.43			
Elections	1,374.92	Federal Aid Revenues			4,359,109.51			
General Administration (other)	128,735.03	Sale of Acquired Property			415,000.00			
JUDICIARY		Other Miscellaneous Revenues			4,774,109.51			
Municipal Courts	9,797.96	Total 1968 Revenues			1968 TAXES COLLECTED			
PUBLIC SAFETY		Prior Years Surplus Appropriated			12,216.40			
Fire Protection	28,664.73	TOTAL REVENUES			789.93			
Police Protection	266,771.68	1968 REAL PROPERTY VALUATIONS - ASSESSED			106,992.55			
Civil Defense & Disaster Control	1,422.40							
Environmental Inspection & Control	14,792.02							
Other Public Safety								
PUBLIC WORKS								
Streets and Drainage	137,974.14							
Sewers and Sewage Processing	86,496.83							
Garbage and Trash Disposal	45,000.00							
Public Buildings and Grounds	38,639.54							
Other Public Works								
HEALTH and WELFARE								
Health Services Except Environmental	19,189.80							
Welfare-Public Assistance	4,555.00							
Hospitals, Clinics, First Aid								
Animal, Insect, & Rodent Control								
Other Welfare Services								
RECREATION and CONSERVATION								
Beaches and Boardwalks								
Parks, Playgrounds, Shade Trees	1,607.25							
Land Reclamation & Conservation								
Other Recreational Services	32,812.50							
EDUCATION (excluding schools)								
Libraries	37,000.00							
Other Educational Services								
STATUTORY EXPENDITURES								
Pensions & F. I. C. A.	70,555.75							
Employee Fringe Benefits	4,055.12							
Other Statutory Expenditures								
TOTAL MUNICIPAL FUNCTIONS	985,019.39							
CAPITAL IMPROVEMENTS	53,500.00							
DEBT SERVICE								
Principal Payments	35,988.60							
Interest Payments	23,259.50							
Other Debt Administration								
DEFERRED CHARGES	6,780.00							
SCHOOL, COUNTY, SPECIAL DISTRICT TAXES	3,319,320.30							
RESERVE FOR UNCOLLECTED TAXES	178,772.73							
TOTAL EXPENDITURES	4,602,640.52							

0512
Population 1960 1,030
Population 1968 1,160

Moody Rating
Land Area 1.30 Sq. Miles

Net Valuation Taxable 3,986,028
State Equalized Value 4,505,004
Net Valuation on Which County Taxes
are apportioned: 4,225,196
State Equalization Ratio .8848

WEST CAPE MAY BORO
TAX RATE:
General Rate Per \$100. 5.13
Effective Tax Rate
General Rate 4.53
Municipal Functions 2.18

PER CAPITA:
Gross Debt 166.74
Net Debt 14.69
Debt Service
Total Tax Levy 171.73
Municipal Functions 84.86

PER CENT:
Gross Debt 4.69
Net Debt .41
Tax Levy Collected 80.56
Tax Levy Cancelled, Abated
or Adjusted

1968 EXPENDITURES		1968 REVENUES		1968 PROPERTY TAX	
GENERAL GOVERNMENT		1968 Property Taxes Collected		Local District School Taxes	
Governing Body & Public Boards		160,487.94		Regional & Consolidated School Taxes	
Municipal Clerk		17,341.67		School Taxes in Municipal Budget	
Financial Administration		2,600.00		County Taxes	
Assessment of Taxes		1,100.00		County Library Taxes	
Collection of Taxes		2,100.00		Local Municipal Purpose Taxes	
Planning, Housing & Development		100.00		Veteran & Senior Citizen Taxes	
Elections		7,600.00		Total Taxes for Rate Computation	
General Administration (other)		900.00		Special District Taxes	
JUDICIARY		Other Miscellaneous Tax Revenues		Bank Stock Taxes	
Municipal Courts		1,746.41		Added and Omitted Taxes	
PUBLIC SAFETY		Total 1968 Revenues		Total Taxes Levied	
Fire Protection		203,463.08		1968 TAXES COLLECTED	
Police Protection		11,044.00		1968 Taxes Cancelled, Abated or Adjusted	
Civil Defense & Disaster Control		214,507.08		Transfer To Tax Title Liens	
Environmental Inspection & Control		300.00		Balance Outstanding Dec. 31, 1968	
Other Public Safety		1968 REAL PROPERTY VALUATIONS - ASSESSED		PRIOR YEARS TAXES OUTSTANDING	
PUBLIC WORKS		Code Class %		Balance January 1, 1968	
Streets and Drainage		1 4.23		Collected in 1968	
Sewers and Sewage Processing		2 Residential 89.22		Cancelled, Abated or Adjusted (1968)	
Garbage and Trash Disposal		3 Farm .64		Transfers to Tax Title Liens	
Public Buildings and Grounds		4a Commercial 5.91		Balance December 31, 1968	
Other Public Works		4b Industrial		TAX TITLE LIENS OUTSTANDING	
HEALTH and WELFARE		4c Apartments		Balance January 1, 1968	
Health Services Except Environmental		Total Valuation 100.00		Transfers From Taxes	
Welfare-Public Assistance		3,910,970.00		Redeemed in 1968	
Hospitals, Clinics, First Aid		CAPITAL DEBT AUTHORIZED, DECEMBER 31, 1968		Cancelled, Abated or Adjusted (1968)	
Animal, Insect, & Rodent Control		ISSUED AND UNISSUED		Balance December 31, 1968	
Other Welfare Services		School		PROPERTY ACQUIRED BY DEED OR FORECLOSURE	
RECREATION and CONSERVATION		Self-liquidating		Balance January 1, 1968	
Beaches and Boardwalks		Other		Transfers From Liens	
Parks, Playgrounds, Shade Trees		Total 193,419.64		Sale for Cash (1968)	
Land Reclamation & Conservation		ISSUED AND OUTSTANDING		Cancelled, Abated or Adjusted (1968)	
Other Recreational Services		School		Balance December 31, 1968	
EDUCATION (excluding schools)		Self-liquidating		CURRENT FINANCES DECEMBER 31, 1968	
Libraries		Other		ASSETS	
Other Educational Services		Total 193,419.64		Cash on Hand Dec. 31, 1968	
STATUTORY EXPENDITURES		EQUALIZED VALUATION BASIS		Taxes Receivable	
Pensions & F. I. C. A.		4,118,094.33		Tax Title Liens	
Employee Fringe Benefits		1968 CAPITAL OUTLAY		Foreclosed Property	
Other Statutory Expenditures		Beaches and Boardwalks		Emergencies & Other Deferred Charges	
TOTAL MUNICIPAL FUNCTIONS		Parks and Playgrounds		State Aid Receivable	
CAPITAL IMPROVEMENTS		Public Buildings and Grounds		Other Receivables	
DEBT SERVICE		Vehicular Equipment		Total 165,747.04	
Principal Payments		Streets, Roads, Sidewalks, Storm Sewers		LIABILITIES	
Interest Payments		Sewer System		Cash Liabilities	
Other Debt Administration		Water System		Reserves For Receivables	
DEFERRED CHARGES		Other Utilities		Surplus on Hand Dec. 31, 1968	
SCHOOL, COUNTY, SPECIAL DISTRICT TAXES		Hospitals and Clinics		Total 165,747.04	
RESERVE FOR UNCOLLECTED TAXES		Garbage and Trash Disposal Facilities			
TOTAL EXPENDITURES		Health Equipment			
		Library and Education Facilities			
		Conservation and Recreation			
		Other Expenditures			

0820
Population 1960 11,152
Population 1968 13,620

Net Valuation Taxable 30,245,930
State Equalized Value 85,682,521
Net Valuation on Which County Taxes
are apportioned: 91,938,080
State Equalization Ratio .3530

WEST DEPTFORD TWP
TAX RATE:
General Rate Per \$100. 8.40
Effective Tax Rate
General Rate 2.96
Municipal Functions .84

PER CAPITA:
Gross Debt 251.61
Net Debt
Debt Service
Total Tax Levy 185.46
Municipal Functions 53.18

PER CENT:
Gross Debt 4.03
Net Debt
Tax Levy Collected 97.62
Tax Levy Cancelled, Abated
or Adjusted .14

1968 EXPENDITURES		1968 REVENUES		1968 PROPERTY TAX	
GENERAL GOVERNMENT		1968 Property Taxes Collected 2,466,083.59		Local District School Taxes 1,781,689.00	
Governing Body & Public Boards		1968 Payments in Lieu of Taxes		Regional & Consolidated School Taxes	
Municipal Clerk		Delinquent Tax & Lien Collections	53,801.40	School Taxes in Municipal Budget	
Financial Administration	9,200.00	Business Personalty Replacement Taxes	188,027.00	County Taxes	507,492.16
Assessment of Taxes	8,625.00	Taxes from Public Utilities	156,597.85	County Library Taxes	
Collection of Taxes	6,410.00	Other Miscellaneous Tax Revenues	21,114.35	Local Municipal Purpose Taxes	169,298.35
Planning, Housing & Development	14,911.00	State Aid Revenues		Veteran & Senior Citizen Taxes	82,165.00
Elections		Federal Aid Revenues		Total Taxes for Rate Computation	2,540,644.51
General Administration (other)	47,780.00	Sale of Acquired Property		Special District Taxes	
JUDICIARY		Other Miscellaneous Revenues	102,497.64	Bank Stock Taxes	391.63
Municipal Courts	4,660.00	Total 1968 Revenues	2,988,121.83	Added and Omitted Taxes	67,096.75
PUBLIC SAFETY		Prior Years Surplus Appropriated	127,692.33	Total Taxes Levied	2,525,967.89
Fire Protection	26,030.00	TOTAL REVENUES	3,115,814.16	1968 TAXES COLLECTED	2,466,083.59
Police Protection	152,840.00			1968 Taxes Cancelled, Abated or Adjusted	1,088.20
Civil Defense & Disaster Control	2,000.00			Transfer To Tax Title Liens	671.56
Environmental Inspection & Control	4,220.00			Balance Outstanding Dec. 31, 1968	58,124.54
Other Public Safety					
PUBLIC WORKS		1968 REAL PROPERTY VALUATIONS - ASSESSED		PRIOR YEARS TAXES OUTSTANDING	
Streets and Drainage	234,980.00	Code Class %		Balance January 1, 1968	81,062.60
Sewers and Sewage Processing		1 Vacant Land 3.17	952,880.00	Collected in 1968	53,479.88
Garbage and Trash Disposal	13,633.28	2 Residential 40.29	12,105,750.00	Cancelled, Abated or Adjusted (1968)	1,766.00
Public Buildings and Grounds	7,750.00	3 Farm 1.35	404,050.00	Transfers to Tax Title Liens	
Other Public Works		4a Commercial 9.80	2,944,550.00	Balance December 31, 1968	25,816.72
HEALTH and WELFARE		4b Industrial 45.13	13,560,100.00		
Health Services Except Environmental	10,280.00	4c Apartments .27	81,850.00		
Welfare-Public Assistance	14,200.00	Total Valuation 100.01	30,049,180.00	TAX TITLE LIENS OUTSTANDING	
Hospitals, Clinics, First Aid				Balance January 1, 1968	38,374.65
Animal, Insect, & Rodent Control	2,410.00			Transfers From Taxes	671.56
Other Welfare Services				Redeemed in 1968	321.52
RECREATION and CONSERVATION				Cancelled, Abated or Adjusted (1968)	
Beaches and Boardwalks				Balance December 31, 1968	38,724.69
Parks, Playgrounds, Shade Trees				PROPERTY ACQUIRED BY DEED OR FORECLOSURE	
Land Reclamation & Conservation				Balance January 1, 1968	44,716.17
Other Recreational Services	13,400.00			Transfers From Liens	
EDUCATION (excluding schools)				Sale for Cash (1968)	20,390.00
Libraries	4,000.00			Cancelled, Abated or Adjusted (1968)	
Other Educational Services				Balance December 31, 1968	24,326.17
STATUTORY EXPENDITURES				CURRENT FINANCES DECEMBER 31, 1968	
Pensions & F. I. C. A.	28,310.00			ASSETS	
Employee Fringe Benefits	15,400.00			Cash on Hand Dec. 31, 1968	1,128,645.35
Other Statutory Expenditures				Taxes Receivable	83,941.26
TOTAL MUNICIPAL FUNCTIONS	621,039.28			Tax Title Liens	38,724.69
CAPITAL IMPROVEMENTS	15,000.00			Foreclosed Property	24,326.17
DEBT SERVICE				Emergencies & Other Deferred Charges	14.27
Principal Payments				State Aid Receivable	37,587.00
Interest Payments				Other Receivables	36,095.07
Other Debt Administration				Total	1,349,333.81
DEFERRED CHARGES	3,111.76			LIABILITIES	
SCHOOL, COUNTY, SPECIAL DISTRICT TAXES	2,289,181.16			Cash Liabilities	936,666.26
RESERVE FOR UNCOLLECTED TAXES	85,273.27			Reserves For Receivables	183,087.19
TOTAL EXPENDITURES	3,013,605.47			Surplus on Hand Dec. 31, 1968	229,580.36
				Total	1,349,333.81

2020		WESTFIELD TOWN		PER CAPITA:		PER CENT:			
Population 1960	31,447	Net Valuation Taxable	123,830,145	TAX RATE:		Gross Debt	250.83	Gross Debt	2.99
Population 1968	34,520	State Equalized Value	307,805,480	General Rate Per \$100.		Net Debt	18.51	Net Debt	.22
		Net Valuation on Which County Taxes		Effective Tax Rate		Debt Service	2.83	Tax Levy Collected	98.74
Moody Rating		are apportioned:	293,804,434	General Rate		Total Tax Levy	273.22	Tax Levy Cancelled, Abated	
Land Area	6.40 Sq. Miles	State Equalization Ratio	.4023	Municipal Functions		Municipal Functions	115.58	or Adjusted	.14
1968 EXPENDITURES		1968 REVENUES		1968 PROPERTY TAX					
GENERAL GOVERNMENT		1968 Property Taxes Collected		9,313,566.79		Local District School Taxes			6,452,793.50
Governing Body & Public Boards		1968 Payments in Lieu of Taxes		33,985.65		Regional & Consolidated School Taxes			
Municipal Clerk		Delinquent Tax & Lien Collections		118,880.62		School Taxes in Municipal Budget			
Financial Administration		17,200.00	Business Personalty Replacement Taxes	230,740.00		County Taxes			1,206,868.45
Assessment of Taxes		24,200.00	Taxes from Public Utilities	486,740.02		County Library Taxes			
Collection of Taxes		20,630.00	Other Miscellaneous Tax Revenues			Local Municipal Purpose Taxes			1,702,387.56
Planning, Housing & Development		1,905.00	State Aid Revenues	26,798.22		Veteran & Senior Citizen Taxes			179,880.00
Elections			Federal Aid Revenues			Total Taxes for Rate Computation			9,541,929.51
General Administration (other)		289,787.34	Sale of Acquired Property	5,000.00		Special District Taxes			
JUDICIARY			Other Miscellaneous Revenues	457,755.59		Bank Stock Taxes			15,197.19
Municipal Courts		22,950.00	Total 1968 Revenues	10,673,466.89		Added and Omitted Taxes			54,458.18
PUBLIC SAFETY			Prior Years Surplus Appropriated	1,350,000.00		Total Taxes Levied			9,431,704.88
Fire Protection		499,497.32	TOTAL REVENUES	12,023,466.89		1968 TAXES COLLECTED			9,313,566.79
Police Protection		582,303.00	1968 REAL PROPERTY VALUATIONS - ASSESSED		1968 Taxes Cancelled, Abated or Adjusted				13,754.70
Civil Defense & Disaster Control		25,728.00	Code	Class	%	Transfer To Tax Title Liens			2,945.24
Environmental Inspection & Control		20,800.00	1	Vacant Land	.91	Balance Outstanding Dec. 31, 1968			106,913.26
Other Public Safety			2	Residential	85.91	PRIOR YEARS TAXES OUTSTANDING			
PUBLIC WORKS			3	Farm		Balance January 1, 1968			122,832.16
Streets and Drainage		352,565.00	4a	Commercial	9.99	Collected in 1968			115,706.29
Sewers and Sewage Processing		67,487.00	4b	Industrial	.46	Cancelled, Abated or Adjusted (1968)			2,372.33
Garbage and Trash Disposal			4c	Apartments	2.72	Transfers to Tax Title Liens			651.24
Public Buildings and Grounds		41,075.00	Total Valuation		99.99	Balance December 31, 1968			4,102.30
Other Public Works			CAPITAL DEBT AUTHORIZED, DECEMBER 31, 1968			TAX TITLE LIENS OUTSTANDING			
HEALTH and WELFARE			ISSUED AND UNISSUED		GROSS DEBT	NET DEBT			
Health Services Except Environmental		51,157.00	School		7,186,000.00	Balance January 1, 1968			8,699.85
Welfare-Public Assistance		14,500.00	Self-liquidating		800,000.00	Transfers From Taxes			3,699.72
Hospitals, Clinics, First Aid		12,000.00	Other		672,667.97	Redeemed in 1968			3,174.33
Animal, Insect, & Rodent Control		1,000.00	Total		8,658,667.97	Cancelled, Abated or Adjusted (1968)			
Other Welfare Services			ISSUED AND OUTSTANDING			Balance December 31, 1968			9,225.24
RECREATION and CONSERVATION			School		7,186,000.00	PROPERTY ACQUIRED BY DEED OR FORECLOSURE			
Beaches and Boardwalks			Self-liquidating		75,000.00	Balance January 1, 1968			136,845.00
Parks, Playgrounds, Shade Trees		241,680.00	Other		312,463.20	Transfers From Liens			
Land Reclamation & Conservation			Total		7,573,463.20	Sale for Cash (1968)			5,000.00
Other Recreational Services		44,948.00	EQUALIZED VALUATION BASIS		288,951,513.67	Cancelled, Abated or Adjusted (1968)			
EDUCATION (excluding schools)			1968 CAPITAL OUTLAY		281,681.63	Balance December 31, 1968			131,845.00
Libraries		107,405.00	Beaches and Boardwalks			CURRENT FINANCES DECEMBER 31, 1968			
Other Educational Services			Parks and Playgrounds		164,124.32	ASSETS			
STATUTORY EXPENDITURES			Public Buildings and Grounds		7,245.13	Cash on Hand Dec. 31, 1968			5,032,918.24
Pensions & F. I. C. A.		224,254.93	Vehicular Equipment			Taxes Receivable			111,015.56
Employee Fringe Benefits		22,900.00	Streets, Roads, Sidewalks, Storm Sewers		39,351.76	Tax Title Liens			9,225.24
Other Statutory Expenditures			Sewer System		8,903.04	Foreclosed Property			131,845.00
TOTAL MUNICIPAL FUNCTIONS		2,685,972.59	Water System			Emergencies & Other Deferred Charges			25,000.00
CAPITAL IMPROVEMENTS		80,000.00	Other Utilities			State Aid Receivable			
DEBT SERVICE			Hospitals and Clinics			Other Receivables			3,275.71
Principal Payments		95,165.13	Garbage and Trash Disposal Facilities			Total			5,313,279.75
Interest Payments		2,562.50	Health Equipment			LIABILITIES			
Other Debt Administration			Library and Education Facilities		62,057.38	Cash Liabilities			3,270,167.75
DEFERRED CHARGES		1,717.91	Conservation and Recreation			Reserves For Receivables			255,361.51
SCHOOL, COUNTY, SPECIAL DISTRICT TAXES		7,659,661.95	Other Expenditures			Surplus on Hand Dec. 31, 1968			1,787,750.49
RESERVE FOR UNCOLLECTED TAXES		1,124,445.39				Total			5,313,279.75
TOTAL EXPENDITURES		11,649,525.47							

1353		WEST LONG BRANCH BOR			PER CAPITA:		PER CENT:	
Population 1960	5,337	Net Valuation Taxable	35,897,893	TAX RATE:	Gross Debt	201.25	Gross Debt	3.20
Population 1968	6,010	State Equalized Value	40,503,094	General Rate Per \$100.	Net Debt	31.69	Net Debt	.50
		Net Valuation on Which County Taxes		Effective Tax Rate	Debt Service	1.94	Tax Levy Collected	97.02
Moody Rating		are apportioned:	41,744,769	General Rate	Total Tax Levy	225.71	Tax Levy Cancelled, Abated	
Land Area	2.90 Sq. Miles	State Equalization Ratio	.8863	Municipal Functions	Municipal Functions	74.08	or Adjusted	
1968 EXPENDITURES		1968 REVENUES		1968 PROPERTY TAX				
GENERAL GOVERNMENT		1968 Property Taxes Collected		1,316,204.47	Local District School Taxes		451,494.70	
Governing Body & Public Boards		1968 Payments in Lieu of Taxes			Regional & Consolidated School Taxes		450,719.93	
Municipal Clerk		Delinquent Tax & Lien Collections		43,316.59	School Taxes in Municipal Budget			
Financial Administration	3,600.00	Business Personalty Replacement Taxes		90,934.00	County Taxes		245,808.13	
Assessment of Taxes	6,237.72	Taxes from Public Utilities		88,070.05	County Library Taxes		8,855.78	
Collection of Taxes	10,466.56	Other Miscellaneous Tax Revenues			Local Municipal Purpose Taxes		168,662.43	
Planning, Housing & Development	1,712.71	State Aid Revenues		6,620.00	Veteran & Senior Citizen Taxes		40,570.00	
Elections		Federal Aid Revenues			Total Taxes for Rate Computation		1,366,110.97	
General Administration (other)	34,100.59	Sale of Acquired Property		750.00	Special District Taxes			
JUDICIARY		Other Miscellaneous Revenues		34,244.57	Bank Stock Taxes		1,444.69	
Municipal Courts	4,500.00	Total 1968 Revenues		1,580,139.68	Added and Omitted Taxes		29,552.61	
PUBLIC SAFETY		Prior Years Surplus Appropriated		33,000.00	Total Taxes Levied		1,356,538.27	
Fire Protection	26,817.12	TOTAL REVENUES		1,613,139.68	1968 TAXES COLLECTED		1,316,204.47	
Police Protection	91,759.93	1968 REAL PROPERTY VALUATIONS - ASSESSED			1968 Taxes Cancelled, Abated or Adjusted			
Civil Defense & Disaster Control		Code Class %			Transfer To Tax Title Liens		888.85	
Environmental Inspection & Control		1 Vacant Land 2.47		875,780.00	Balance Outstanding Dec. 31, 1968		41,610.22	
Other Public Safety		2 Residential 78.05		27,641,835.00	PRIOR YEARS TAXES OUTSTANDING			
PUBLIC WORKS		3 Farm .97		341,300.00	Balance January 1, 1968		47,778.38	
Streets and Drainage	73,921.43	4a Commercial 11.11		3,936,210.00	Collected in 1968		39,606.26	
Sewers and Sewage Processing		4b Industrial 6.98		2,472,760.00	Cancelled, Abated or Adjusted (1968)		204.14	
Garbage and Trash Disposal	39,960.00	4c Apartments .41		146,940.00	Transfers to Tax Title Liens		3,708.76	
Public Buildings and Grounds	21,633.84	Total Valuation 99.99		35,414,825.00	Balance December 31, 1968		4,259.22	
Other Public Works		CAPITAL DEBT AUTHORIZED, DECEMBER 31, 1968			TAX TITLE LIENS OUTSTANDING			
HEALTH and WELFARE		ISSUED AND UNISSUED			Balance January 1, 1968		5,751.50	
Health Services Except Environmental	9,314.00	School		924,870.99	Transfers From Taxes		11,113.31	
Welfare-Public Assistance	957.68	Self-liquidating			Redeemed in 1968		3,710.33	
Hospitals, Clinics, First Aid		Other		284,700.00	Cancelled, Abated or Adjusted (1968)			
Animal, Insect, & Rodent Control		Total		1,209,570.99	Balance December 31, 1968		13,154.48	
Other Welfare Services		ISSUED AND OUTSTANDING			PROPERTY ACQUIRED BY DEED OR FORECLOSURE			
RECREATION and CONSERVATION		School		924,870.99	Balance January 1, 1968		3,675.00	
Beaches and Boardwalks		Self-liquidating			Transfers From Liens			
Parks, Playgrounds, Shade Trees	624.00	Other		117,650.00	Sale for Cash (1968)			
Land Reclamation & Conservation		Total		1,042,520.99	Cancelled, Abated or Adjusted (1968)			
Other Recreational Services	6,590.28	EQUALIZED VALUATION BASIS		37,786,505.67	Balance December 31, 1968		3,675.00	
EDUCATION (excluding schools)		1968 CAPITAL OUTLAY			CURRENT FINANCES DECEMBER 31, 1968			
Libraries	12,304.56	Beaches and Boardwalks			ASSETS			
Other Educational Services		Parks and Playgrounds		173.90	Cash on Hand Dec. 31, 1968		142,452.15	
STATUTORY EXPENDITURES		Public Buildings and Grounds			Taxes Receivable		45,869.44	
Pensions & F. I. C. A.	17,440.35	Vehicular Equipment			Tax Title Liens		13,154.48	
Employee Fringe Benefits	3,000.00	Streets, Roads, Sidewalks, Storm Sewers		19,380.88	Foreclosed Property		3,675.00	
Other Statutory Expenditures		Sewer System			Emergencies & Other Deferred Charges			
TOTAL MUNICIPAL FUNCTIONS	364,940.77	Water System			State Aid Receivable		20,346.00	
CAPITAL IMPROVEMENTS	500.00	Other Utilities			Other Receivables		508.69	
DEBT SERVICE		Hospitals and Clinics			Total		226,005.76	
Principal Payments	5,000.00	Garbage and Trash Disposal Facilities			LIABILITIES			
Interest Payments	6,700.00	Health Equipment			Cash Liabilities		48,902.82	
Other Debt Administration		Library and Education Facilities			Reserves For Receivables		63,207.61	
DEFERRED CHARGES	2,238.03	Conservation and Recreation			Surplus on Hand Dec. 31, 1968		113,895.33	
SCHOOL, COUNTY, SPECIAL DISTRICT TAXES	1,156,878.54	Other Expenditures			Total		226,005.76	
RESERVE FOR UNCOLLECTED TAXES	65,867.35							
TOTAL EXPENDITURES	1,602,124.69							

1615
Population 1960 8,157
Population 1968 12,980
Moody Rating
Land Area 78.50 Sq. Miles

Net Valuation Taxable 140,799,820
State Equalized Value- 154,793,117
Net Valuation on Which County Taxes
are apportioned: 153,868,305
State Equalization Ratio .9096

WEST MILFORD TWP
TAX RATE:
General Rate Per \$100. 3.35
Effective Tax Rate
General Rate 3.04
Municipal Functions 1.36

PER CAPITA:
Gross Debt 509.99
Net Debt 68.46
Debt Service 3.46
Total Tax Levy 360.45
Municipal Functions 162.94

PER CENT:
Gross Debt 4.61
Net Debt .62
Tax Levy Collected 89.76
Tax Levy Cancelled, Abated
or Adjusted .99

1968 EXPENDITURES		1968 REVENUES		1968 PROPERTY TAX	
GENERAL GOVERNMENT		1968 Property Taxes Collected		Local District School Taxes	
Governing Body & Public Boards			4,199,851.93		2,907,041.98
Municipal Clerk		1968 Payments in Lieu of Taxes		Regional & Consolidated School Taxes	
Financial Administration	29,580.00	Delinquent Tax & Lien Collections	341,057.41	School Taxes in Municipal Budget	
Assessment of Taxes	69,895.00	Business Personalty Replacement Taxes	49,592.00	County Taxes	973,632.07
Collection of Taxes	37,100.00	Taxes from Public Utilities	219,900.95	County Library Taxes	
Planning, Housing & Development	28,000.00	Other Miscellaneous Tax Revenues		Local Municipal Purpose Taxes	735,642.71
Elections	6,750.00	State Aid Revenues	91,046.00	Veteran & Senior Citizen Taxes	87,830.00
General Administration (other)	153,438.00	Federal Aid Revenues		Total Taxes for Rate Computation	4,704,146.76
JUDICIARY		Sale of Acquired Property	14,600.00	Special District Taxes	
Municipal Courts	13,200.00	Other Miscellaneous Revenues	180,144.68	Bank Stock Taxes	1,497.31
PUBLIC SAFETY		Total 1968 Revenues	5,096,192.97	Added and Omitted Taxes	60,851.35
Fire Protection	34,600.00	Prior Years Surplus Appropriated	475,000.00	Total Taxes Levied	4,678,665.42
Police Protection	237,000.00	TOTAL REVENUES	5,571,192.97	1968 TAXES COLLECTED	4,199,851.93
Civil Defense & Disaster Control	12,250.00			1968 Taxes Cancelled, Abated or Adjusted	46,422.40
Environmental Inspection & Control	19,700.00			Transfer To Tax Title Liens	49,853.47
Other Public Safety				Balance Outstanding Dec. 31, 1968	396,432.69
PUBLIC WORKS		1968 REAL PROPERTY VALUATIONS - ASSESSED			
Streets and Drainage	612,075.00	Code	Class	%	
Sewers and Sewage Processing		1	Vacant Land	22.28	
Garbage and Trash Disposal	25,700.00	2	Residential	69.33	
Public Buildings and Grounds	32,200.00	3	Farm	.16	
Other Public Works		4a	Commercial	6.64	
		4b	Industrial	1.43	
		4c	Apartments	.15	
		Total Valuation	99.99	138,251,400.00	
HEALTH and WELFARE		CAPITAL DEBT AUTHORIZED, DECEMBER 31, 1968			
Health Services Except Environmental	47,800.00	ISSUED AND UNISSUED	GROSS DEBT	NET DEBT	
Welfare-Public Assistance	18,900.00	School	5,726,000.00		
Hospitals, Clinics, First Aid	6,692.00	Self-liquidating			
Animal, Insect, & Rodent Control		Other	893,717.19	888,704.45	
Other Welfare Services		Total	6,619,717.19	888,704.45	
RECREATION and CONSERVATION		ISSUED AND OUTSTANDING			
Beaches and Boardwalks		School		5,726,000.00	
Parks, Playgrounds, Shade Trees	8,000.00	Self-liquidating			
Land Reclamation & Conservation	10,000.00	Other		701,200.00	
Other Recreational Services	18,700.00	Total		6,427,200.00	
EDUCATION (excluding schools)		EQUALIZED VALUATION BASIS		143,286,029.00	
Libraries	3,500.00	1968 CAPITAL OUTLAY			
Other Educational Services		Beaches and Boardwalks		216,908.84	
STATUTORY EXPENDITURES		Parks and Playgrounds			
Pensions & F. I. C. A.	79,450.11	Public Buildings and Grounds	100,442.16		
Employee Fringe Benefits	17,000.00	Vehicular Equipment			
Other Statutory Expenditures		Streets, Roads, Sidewalks, Storm Sewers	104,908.68		
TOTAL MUNICIPAL FUNCTIONS	1,521,530.11	Sewer System			
CAPITAL IMPROVEMENTS	45,000.00	Water System			
DEBT SERVICE		Other Utilities			
Principal Payments	20,000.00	Hospitals and Clinics			
Interest Payments	25,000.00	Garbage and Trash Disposal Facilities			
Other Debt Administration		Health Equipment			
DEFERRED CHARGES	2,806.89	Library and Education Facilities			
SCHOOL, COUNTY, SPECIAL DISTRICT TAXES	3,880,674.05	Conservation and Recreation			
RESERVE FOR UNCOLLECTED TAXES	500,740.02	Other Expenditures	11,558.00		
TOTAL EXPENDITURES	5,995,751.07				

0912		WEST NEW YORK TOWN				PER CAPITA:		PER CENT:	
Population 1960	35,547	Net Valuation Taxable	131,187,299	TAX RATE:		Gross Debt	178.99	Gross Debt	4.82
Population 1968	38,270	State Equalized Value	142,796,668	General Rate Per \$100.		Net Debt	59.59	Net Debt	1.60
		Net Valuation on Which County Taxes		Effective Tax Rate		Debt Service	16.67	Tax Levy Collected	94.89
Moody Rating	BAA	are apportioned:	148,003,660	General Rate		Total Tax Levy	199.98	Tax Levy Cancelled, Abated	
Land Area	.90 Sq. Miles	State Equalization Ratio	.9187	Municipal Functions		Municipal Functions	51.69	or Adjusted	1.92
1968 EXPENDITURES		1968 REVENUES			1968 PROPERTY TAX				
GENERAL GOVERNMENT		1968 Property Taxes Collected			2,860,178.00				
Governing Body & Public Boards		1968 Payments in Lieu of Taxes			27,189.60				
Municipal Clerk	32,857.00	Delinquent Tax & Lien Collections			340,374.99				
Financial Administration	114,935.92	Business Personalty Replacement Taxes			663,653.00				
Assessment of Taxes	32,215.00	Taxes from Public Utilities			279,314.87				
Collection of Taxes	30,377.00	Other Miscellaneous Tax Revenues			1,029,279.21				
Planning, Housing & Development	31,898.00	State Aid Revenues							
Elections	7,000.00	Federal Aid Revenues							
General Administration (other)	227,431.07	Sale of Acquired Property							
JUDICIARY		Other Miscellaneous Revenues			235,785.66				
Municipal Courts	24,140.00	Total 1968 Revenues			9,838,264.51				
PUBLIC SAFETY		Prior Years Surplus Appropriated			100,000.00				
Fire Protection	783,553.00	TOTAL REVENUES			9,938,264.51				
Police Protection	806,111.25								
Civil Defense & Disaster Control	4,650.00								
Environmental Inspection & Control									
Other Public Safety									
PUBLIC WORKS									
Streets and Drainage	476,103.78								
Sewers and Sewage Processing	318,813.10								
Garbage and Trash Disposal	149,900.00								
Public Buildings and Grounds	102,799.00								
Other Public Works									
HEALTH and WELFARE									
Health Services Except Environmental	138,530.00								
Welfare-Public Assistance	81,904.00								
Hospitals, Clinics, First Aid									
Animal, Insect, & Rodent Control									
Other Welfare Services	2,200.00								
RECREATION and CONSERVATION									
Beaches and Boardwalks									
Parks, Playgrounds, Shade Trees	277,629.98								
Land Reclamation & Conservation									
Other Recreational Services	5,000.00								
EDUCATION (excluding schools)									
Libraries	42,825.00								
Other Educational Services									
STATUTORY EXPENDITURES									
Pensions & F. I. C. A.	430,973.90								
Employee Fringe Benefits	101,700.00								
Other Statutory Expenditures									
TOTAL MUNICIPAL FUNCTIONS	4,223,547.00								
CAPITAL IMPROVEMENTS	25,600.00								
DEBT SERVICE									
Principal Payments	359,000.00								
Interest Payments	279,080.50								
Other Debt Administration									
DEFERRED CHARGES	309,772.54								
SCHOOL, COUNTY, SPECIAL DISTRICT TAXES	4,838,981.72								
RESERVE FOR UNCOLLECTED TAXES	619,041.07								
TOTAL EXPENDITURES	10,644,422.83								

0722
Population 1960 39,895
Population 1968 44,090

Moody Rating A
Land Area 12.10 Sq. Miles

Net Valuation Taxable 264,343,900
State Equalized Value 303,808,642
Net Valuation on Which County Taxes
are apportioned: 325,504,606
State Equalization Ratio .8701

WEST ORANGE TOWN
TAX RATE:
General Rate Per \$100. 5.46
Effective Tax Rate
General Rate 4.75
Municipal Functions 1.96

PER CAPITA:
Gross Debt 296.57
Net Debt 56.93
Debt Service 4.71
Total Tax Levy 323.46
Municipal Functions 135.55

PER CENT:
Gross Debt 4.36
Net Debt .83
Tax Levy Collected 96.73
Tax Levy Cancelled, Abated
or Adjusted .11

1968 EXPENDITURES		1968 REVENUES		1968 PROPERTY TAX	
GENERAL GOVERNMENT					
Governing Body & Public Boards	37,278.00	1968 Property Taxes Collected	13,796,357.06	Local District School Taxes	6,738,656.00
Municipal Clerk	29,876.00	1968 Payments in Lieu of Taxes	64,096.43	Regional & Consolidated School Taxes	
Financial Administration	63,579.00	Delinquent Tax & Lien Collections	386,563.24	School Taxes in Municipal Budget	
Assessment of Taxes	58,887.00	Business Personalty Replacement Taxes	423,633.00	County Taxes	3,736,079.32
Collection of Taxes	36,317.00	Taxes from Public Utilities	759,817.04	County Library Taxes	
Planning, Housing & Development	29,727.00	Other Miscellaneous Tax Revenues		Local Municipal Purpose Taxes	3,726,792.44
Elections	17,335.00	State Aid Revenues	32,290.75	Veteran & Senior Citizen Taxes	209,810.00
General Administration (other)	257,383.50	Federal Aid Revenues		Total Taxes for Rate Computation	14,411,337.76
JUDICIARY		Sale of Acquired Property		Special District Taxes	
Municipal Courts	28,448.00	Other Miscellaneous Revenues	214,830.13	Bank Stock Taxes	11,555.28
PUBLIC SAFETY		Total 1968 Revenues	15,677,587.65	Added and Omitted Taxes	48,664.98
Fire Protection	962,186.00	Prior Years Surplus Appropriated	475,000.00	Total Taxes Levied	14,261,748.02
Police Protection	913,747.00	TOTAL REVENUES	16,152,587.65	1968 TAXES COLLECTED	13,796,357.06
Civil Defense & Disaster Control	2,725.00			1968 Taxes Cancelled, Abated or Adjusted	16,793.05
Environmental Inspection & Control	48,874.00	1968 REAL PROPERTY VALUATIONS - ASSESSED		Transfer To Tax Title Liens	8,201.90
Other Public Safety				Balance Outstanding Dec. 31, 1968	440,476.01
PUBLIC WORKS		Code Class %			
Streets and Drainage	497,284.00	1 Vacant Land 2.42	6,311,800.00	PRIOR YEARS TAXES OUTSTANDING	
Sewers and Sewage Processing	130,189.00	2 Residential 74.73	194,830,000.00	Balance January 1, 1968	513,374.33
Garbage and Trash Disposal	291,250.00	3 Farm .01	18,100.00	Collected in 1968	374,872.29
Public Buildings and Grounds	86,372.00	4a Commercial 12.68	33,068,600.00	Cancelled, Abated or Adjusted (1968)	26,176.20
Other Public Works		4b Industrial 2.62	6,818,300.00	Transfers to Tax Title Liens	245.73
HEALTH and WELFARE		4c Apartments 7.55	19,672,600.00	Balance December 31, 1968	112,080.11
Health Services Except Environmental	94,718.00	Total Valuation 100.01	260,719,400.00		
Welfare-Public Assistance	58,246.00			TAX TITLE LIENS OUTSTANDING	
Hospitals, Clinics, First Aid		CAPITAL DEBT AUTHORIZED, DECEMBER 31, 1968		Balance January 1, 1968	36,389.84
Animal, Insect, & Rodent Control	11,589.00	ISSUED AND UNISSUED		Transfers From Taxes	8,484.38
Other Welfare Services		School GROSS DEBT 9,481,000.00	NET DEBT 199,091.20	Redeemed in 1968	11,690.95
RECREATION and CONSERVATION		Self-liquidating 445,000.00	2,311,077.22	Cancelled, Abated or Adjusted (1968)	
Beaches and Boardwalks		Other 3,149,857.11	2,510,168.42	Balance December 31, 1968	33,183.27
Parks, Playgrounds, Shade Trees	247,886.00	Total 13,075,857.11		PROPERTY ACQUIRED BY DEED OR FORECLOSURE	
Land Reclamation & Conservation		ISSUED AND OUTSTANDING		Balance January 1, 1968	192,603.60
Other Recreational Services	39,115.00	School 8,108,000.00		Transfers From Liens	
EDUCATION (excluding schools)		Self-liquidating 445,000.00		Sale for Cash (1968)	
Libraries	180,503.00	Other 2,468,000.00	11,021,000.00	Cancelled, Abated or Adjusted (1968)	
Other Educational Services		Total 11,021,000.00		Balance December 31, 1968	192,603.60
STATUTORY EXPENDITURES		EQUALIZED VALUATION BASIS	299,830,127.33	CURRENT FINANCES DECEMBER 31, 1968	
Pensions & F. I. C. A.	431,561.00	1968 CAPITAL OUTLAY	570,192.77	ASSETS	
Employee Fringe Benefits	195,398.00	Beaches and Boardwalks		Cash on Hand Dec. 31, 1968	1,039,842.29
Other Statutory Expenditures		Parks and Playgrounds	37,048.15	Taxes Receivable	552,556.12
TOTAL MUNICIPAL FUNCTIONS	4,750,473.50	Public Buildings and Grounds	498.74	Tax Title Liens	33,183.27
CAPITAL IMPROVEMENTS	25,000.00	Vehicular Equipment	63,258.45	Foreclosed Property	192,603.60
DEBT SERVICE		Streets, Roads, Sidewalks, Storm Sewers	468,688.39	Emergencies & Other Deferred Charges	14,197.50
Principal Payments	115,000.00	Sewer System	695.84	State Aid Receivable	90,184.70
Interest Payments	92,726.58	Water System		Other Receivables	234,146.84
Other Debt Administration		Other Utilities		Total	2,156,714.32
DEFERRED CHARGES	86,455.34	Hospitals and Clinics		LIABILITIES	
SCHOOL, COUNTY, SPECIAL DISTRICT TAXES	10,474,735.32	Garbage and Trash Disposal Facilities		Cash Liabilities	421,652.47
RESERVE FOR UNCOLLECTED TAXES	906,870.38	Health Equipment		Reserves For Receivables	1,012,489.83
TOTAL EXPENDITURES	16,451,261.12	Library and Education Facilities		Surplus on Hand Dec. 31, 1968	722,572.02
		Conservation and Recreation		Total	2,156,714.32
		Other Expenditures	3.20		

1616		WEST PATERSON BORO				PER CAPITA:		PER CENT:	
Population 1960	7,602	Net Valuation Taxable	75,144,598	TAX RATE:		Gross Debt	284.39	Gross Debt	4.17
Population 1968	11,660	State Equalized Value	85,323,717	General Rate Per \$100.		Net Debt	70.28	Net Debt	1.03
		Net Valuation on Which County Taxes		Effective Tax Rate		Debt Service	6.63	Tax Levy Collected	97.67
Moody Rating		are apportioned:	90,468,443	General Rate		Total Tax Levy	198.07	Tax Levy Cancelled, Abated	
Land Area	3.00 Sq. Miles	State Equalization Ratio	.8807	Municipal Functions		Municipal Functions	67.52	or Adjusted	.06
1968 EXPENDITURES		1968 REVENUES			1968 PROPERTY TAX				
GENERAL GOVERNMENT									
Governing Body & Public Boards	7,250.00	1968 Property Taxes Collected			2,255,823.41				
Municipal Clerk		1968 Payments in Lieu of Taxes			1,754.13				
Financial Administration	8,305.00	Delinquent Tax & Lien Collections			25,840.72				
Assessment of Taxes	6,710.00	Business Personalty Replacement Taxes			131,764.00				
Collection of Taxes	12,204.00	Taxes from Public Utilities			94,932.19				
Planning, Housing & Development	3,250.00	Other Miscellaneous Tax Revenues			5,087.00				
Elections	1,220.00	State Aid Revenues							
General Administration (other)	65,398.00	Federal Aid Revenues							
JUDICIARY		Sale of Acquired Property							
Municipal Courts	5,250.00	Other Miscellaneous Revenues			63,305.20				
PUBLIC SAFETY		Total 1968 Revenues			2,578,506.65				
Fire Protection	36,525.00	Prior Years Surplus Appropriated			210,000.00				
Police Protection	172,100.00	TOTAL REVENUES			2,788,506.65				
Civil Defense & Disaster Control	4,558.00								
Environmental Inspection & Control	3,575.00								
Other Public Safety									
PUBLIC WORKS		1968 REAL PROPERTY VALUATIONS - ASSESSED							
Streets and Drainage	62,825.00	Code	Class	%					
Sewers and Sewage Processing	58,925.00	1	Vacant Land	6.48	4,827,600.00				
Garbage and Trash Disposal	68,500.00	2	Residential	67.79	50,514,400.00				
Public Buildings and Grounds	11,400.00	3	Farm	.05	33,800.00				
Other Public Works		4a	Commercial	7.91	5,896,000.00				
HEALTH and WELFARE		4b	Industrial	14.16	10,550,000.00				
Health Services Except Environmental	11,550.00	4c	Apartments	3.62	2,697,800.00				
Welfare-Public Assistance	2,200.00	Total Valuation			74,519,600.00				
Hospitals, Clinics, First Aid		CAPITAL DEBT AUTHORIZED, DECEMBER 31, 1968							
Animal, Insect, & Rodent Control		ISSUED AND UNISSUED			GROSS DEBT				
Other Welfare Services		School			2,039,371.57				
RECREATION and CONSERVATION		Self-liquidating			440,342.72				
Beaches and Boardwalks		Other			836,361.79				
Parks, Playgrounds, Shade Trees	22,200.00	Total			3,316,076.08				
Land Reclamation & Conservation		ISSUED AND OUTSTANDING							
Other Recreational Services	2,600.00	School			2,039,371.57				
EDUCATION (excluding schools)		Self-liquidating			18,000.00				
Libraries	17,900.00	Other			588,300.00				
Other Educational Services		Total			2,645,671.57				
STATUTORY EXPENDITURES		EQUALIZED VALUATION BASIS			79,451,659.67				
Pensions & F. I. C. A.	29,571.53	1968 CAPITAL OUTLAY			82,957.95				
Employee Fringe Benefits	7,250.00	Beaches and Boardwalks			8,883.02				
Other Statutory Expenditures		Parks and Playgrounds			612.90				
TOTAL MUNICIPAL FUNCTIONS	621,266.53	Public Buildings and Grounds			34,299.32				
CAPITAL IMPROVEMENTS	14,110.00	Vehicular Equipment			1,445.02				
DEBT SERVICE		Streets, Roads, Sidewalks, Storm Sewers							
Principal Payments	56,000.00	Sewer System							
Interest Payments	21,335.00	Water System							
Other Debt Administration		Other Utilities							
DEFERRED CHARGES	6,680.60	Hospitals and Clinics							
SCHOOL, COUNTY, SPECIAL DISTRICT TAXES	2,022,914.12	Garbage and Trash Disposal Facilities							
RESERVE FOR UNCOLLECTED TAXES	67,944.57	Health Equipment							
		Library and Education Facilities							
		Conservation and Recreation							
TOTAL EXPENDITURES	2,810,250.82	Other Expenditures			37,717.69				

0821		WESTVILLE BORO				PER CAPITA:		PER CENT:	
Population 1960	4,951	Net Valuation Taxable	5,625,983	TAX RATE:		Gross Debt	174.20	Gross Debt	5.72
Population 1968	6,230	State Equalized Value	18,778,314	General Rate Per \$100.		Net Debt	45.93	Net Debt	1.50
		Net Valuation on Which County Taxes are apportioned:	20,474,155	Effective Tax Rate		Debt Service	4.88	Tax Levy Collected	97.04
Moody Rating		State Equalization Ratio	.2996	General Rate		Total Tax Levy	109.27	Tax Levy Cancelled, Abated or Adjusted	.08
Land Area	1.04 Sq. Miles			Municipal Functions		Municipal Functions	62.28		
1968 EXPENDITURES		1968 REVENUES		1968 PROPERTY TAX					
GENERAL GOVERNMENT		1968 Property Taxes Collected		660,671.82	Local District School Taxes		135,236.00		
Governing Body & Public Boards		1968 Payments in Lieu of Taxes			Regional & Consolidated School Taxes		276,492.93		
Municipal Clerk	10,155.00	Delinquent Tax & Lien Collections		16,684.39	School Taxes in Municipal Budget				
Financial Administration	5,653.00	Business Personality Replacement Taxes		28,611.00	County Taxes		113,886.69		
Assessment of Taxes	6,630.00	Taxes from Public Utilities		54,776.05	County Library Taxes				
Collection of Taxes	8,550.00	Other Miscellaneous Tax Revenues			Local Municipal Purpose Taxes		149,555.47		
Planning, Housing & Development	1,600.00	State Aid Revenues		5,013.00	Veteran & Senior Citizen Taxes		37,270.00		
Elections	1,202.00	Federal Aid Revenues			Total Taxes for Rate Computation		712,441.09		
General Administration (other)	22,129.57	Sale of Acquired Property		13,000.00	Special District Taxes				
JUDICIARY		Other Miscellaneous Revenues		24,764.52	Bank Stock Taxes		3,533.53		
Municipal Courts	4,400.00	Total 1968 Revenues		803,520.78	Added and Omitted Taxes		2,091.19		
PUBLIC SAFETY		Prior Years Surplus Appropriated		58,700.00	Total Taxes Levied		680,795.81		
Fire Protection	10,350.00	TOTAL REVENUES		862,220.78	1968 TAXES COLLECTED		660,671.82		
Police Protection	62,050.00	1968 REAL PROPERTY VALUATIONS - ASSESSED			1968 Taxes Cancelled, Abated or Adjusted		589.92		
Civil Defense & Disaster Control	400.00	Code Class %			Transfer To Tax Title Liens		38.04		
Environmental Inspection & Control	2,640.00	1 Vacant Land 1.99		110,450.00	Balance Outstanding Dec. 31, 1968		20,793.50		
Other Public Safety		2 Residential 71.30		3,955,100.00	PRIOR YEARS TAXES OUTSTANDING				
PUBLIC WORKS		3 Farm			Balance January 1, 1968		16,925.37		
Streets and Drainage	53,980.00	4a Commercial 14.39		798,550.00	Collected in 1968		16,684.39		
Sewers and Sewage Processing	70,640.75	4b Industrial 6.12		339,700.00	Cancelled, Abated or Adjusted (1968)		240.98		
Garbage and Trash Disposal	22,225.00	4c Apartments 6.20		343,700.00	Transfers to Tax Title Liens				
Public Buildings and Grounds	5,910.88	Total Valuation 100.00		5,547,500.00	Balance December 31, 1968				
Other Public Works		CAPITAL DEBT AUTHORIZED, DECEMBER 31, 1968			TAX TITLE LIENS OUTSTANDING				
HEALTH and WELFARE		ISSUED AND UNISSUED			Balance January 1, 1968		1,029.45		
Health Services Except Environmental	4,825.00	GROSS DEBT			Transfers From Taxes		418.04		
Welfare-Public Assistance	2,800.00	School 799,156.60			Redeemed in 1968				
Hospitals, Clinics, First Aid		Self-liquidating 85,000.00			Cancelled, Abated or Adjusted (1968)				
Animal, Insect, & Rodent Control	1,300.00	Other 201,156.10			Balance December 31, 1968		1,447.49		
Other Welfare Services		Total 1,085,312.70			PROPERTY ACQUIRED BY DEED OR FORECLOSURE				
RECREATION and CONSERVATION		ISSUED AND OUTSTANDING			Balance January 1, 1968		25,850.00		
Beaches and Boardwalks	6,660.00	School		799,156.60	Transfers From Liens				
Parks, Playgrounds, Shade Trees		Self-liquidating		85,000.00	Sale for Cash (1968)		13,000.00		
Land Reclamation & Conservation		Other		188,722.10	Cancelled, Abated or Adjusted (1968)				
Other Recreational Services	800.00	Total		1,072,878.70	Balance December 31, 1968		12,850.00		
EDUCATION (excluding schools)		EQUALIZED VALUATION BASIS		18,968,031.00	CURRENT FINANCES DECEMBER 31, 1968				
Libraries	1,600.00	1968 CAPITAL OUTLAY		27,923.02	ASSETS				
Other Educational Services		Beaches and Boardwalks			Cash on Hand Dec. 31, 1968		204,860.70		
STATUTORY EXPENDITURES		Parks and Playgrounds			Taxes Receivable		20,793.50		
Pensions & F. I. C. A.	16,950.00	Public Buildings and Grounds			Tax Title Liens		1,447.49		
Employee Fringe Benefits	4,800.00	Vehicular Equipment		3,500.00	Foreclosed Property		12,850.00		
Other Statutory Expenditures		Streets, Roads, Sidewalks, Storm Sewers			Emergencies & Other Deferred Charges		11,170.75		
TOTAL MUNICIPAL FUNCTIONS	328,251.20	Sewer System		15,434.00	State Aid Receivable		17,492.23		
CAPITAL IMPROVEMENTS	2,000.00	Water System		3,168.00	Other Receivables		18,729.58		
DEBT SERVICE		Other Utilities			Total		287,344.25		
Principal Payments	21,700.00	Hospitals and Clinics			LIABILITIES				
Interest Payments	8,706.88	Garbage and Trash Disposal Facilities			Cash Liabilities		37,434.69		
Other Debt Administration		Health Equipment			Reserves For Receivables		53,820.57		
DEFERRED CHARGES		Library and Education Facilities			Surplus on Hand Dec. 31, 1968		196,088.99		
SCHOOL, COUNTY, SPECIAL DISTRICT TAXES	525,615.62	Conservation and Recreation			Total		287,344.25		
RESERVE FOR UNCOLLECTED TAXES	27,375.00	Other Expenditures		5,821.02					
TOTAL EXPENDITURES	913,648.70								

0513		WEST WILDWOOD BORO			PER CAPITA:		PER CENT:	
Population 1960	207	Net Valuation Taxable	3,165,701	TAX RATE:	Gross Debt	750.00	Gross Debt	5.03
Population 1968	230	State Equalized Value	3,859,199	General Rate Per \$100.	Net Debt	750.00	Net Debt	5.03
		Net Valuation on Which County Taxes		Effective Tax Rate	Debt Service	72.25	Tax Levy Collected	91.13
Moody Rating		are apportioned:	3,456,330	General Rate	Total Tax Levy	416.71	Tax Levy Cancelled, Abated	
Land Area	.40 Sq. Miles	State Equalization Ratio	.8203	Municipal Functions	Municipal Functions	458.77	or Adjusted	.37
1968 EXPENDITURES		1968 REVENUES			1968 PROPERTY TAX			
GENERAL GOVERNMENT		1968 Property Taxes Collected			87,352.38			
Governing Body & Public Boards		1968 Payments in Lieu of Taxes			26,341.50			
Municipal Clerk		Delinquent Tax & Lien Collections			8,644.33			
Financial Administration		Business Personalty Replacement Taxes			1,830.00			
Assessment of Taxes	4,949.00	Taxes from Public Utilities			9,890.50			
Collection of Taxes	1,925.00	Other Miscellaneous Tax Revenues			4,500.00			
Planning, Housing & Development		State Aid Revenues			14,020.93			
Elections	928.21	Federal Aid Revenues			126,238.14			
General Administration (other)	17,675.00	Sale of Acquired Property			24,000.00			
JUDICIARY		Other Miscellaneous Revenues			150,238.14			
Municipal Courts	820.00	Total 1968 Revenues			1968 TAXES COLLECTED			
PUBLIC SAFETY		Prior Years Surplus Appropriated			360.45			
Fire Protection	2,511.18	TOTAL REVENUES			1,030.33			
Police Protection	6,395.30	1968 REAL PROPERTY VALUATIONS - ASSESSED			7,179.40			
Civil Defense & Disaster Control		Code Class %			PRIOR YEARS TAXES OUTSTANDING			
Environmental Inspection & Control	505.00	1 Vacant Land 5.64			Balance January 1, 1968			
Other Public Safety		2 Residential 89.27			Collected in 1968			
PUBLIC WORKS		3 Farm 3.50			Cancelled, Abated or Adjusted (1968)			
Streets and Drainage	17,055.54	4a Commercial 1.59			Transfers to Tax Title Liens			
Sewers and Sewage Processing	7,744.46	4c Apartments 100.00			Balance December 31, 1968			
Garbage and Trash Disposal	2,325.00	Total Valuation			TAX TITLE LIENS OUTSTANDING			
Public Buildings and Grounds	2,500.00	CAPITAL DEBT AUTHORIZED, DECEMBER 31, 1968			Balance January 1, 1968			
Other Public Works		ISSUED AND UNISSUED			Transfers From Taxes			
HEALTH and WELFARE		GROSS DEBT			Redeemed in 1968			
Health Services Except Environmental	50.00	NET DEBT			Cancelled, Abated or Adjusted (1968)			
Welfare-Public Assistance	160.00	School			Balance December 31, 1968			
Hospitals, Clinics, First Aid		Self-liquidating			PROPERTY ACQUIRED BY DEED OR FORECLOSURE			
Animal, Insect, & Rodent Control	725.31	Other			Balance January 1, 1968			
Other Welfare Services		Total			Transfers From Liens			
RECREATION and CONSERVATION		ISSUED AND OUTSTANDING			Sale for Cash (1968)			
Beaches and Boardwalks		School			Cancelled, Abated or Adjusted (1968)			
Parks, Playgrounds, Shade Trees		Self-liquidating			Balance December 31, 1968			
Land Reclamation & Conservation		Other			CURRENT FINANCES DECEMBER 31, 1968			
Other Recreational Services		Total			ASSETS			
EDUCATION (excluding schools)		EQUALIZED VALUATION BASIS			Cash on Hand Dec. 31, 1968			
Libraries		1968 CAPITAL OUTLAY			Taxes Receivable			
Other Educational Services		Beaches and Boardwalks			Tax Title Liens			
STATUTORY EXPENDITURES		Parks and Playgrounds			Foreclosed Property			
Pensions & F. I. C. A.	1,000.00	Public Buildings and Grounds			Emergencies & Other Deferred Charges			
Employee Fringe Benefits		Vehicular Equipment			State Aid Receivable			
Other Statutory Expenditures		Streets, Roads, Sidewalks, Storm Sewers			Other Receivables			
TOTAL MUNICIPAL FUNCTIONS	67,269.00	Sewer System			Total			
CAPITAL IMPROVEMENTS		Water System			LIABILITIES			
DEBT SERVICE		Other Utilities			Cash Liabilities			
Principal Payments	10,000.00	Hospitals and Clinics			Reserves For Receivables			
Interest Payments	6,618.18	Garbage and Trash Disposal Facilities			Surplus on Hand Dec. 31, 1968			
Other Debt Administration		Health Equipment			Total			
DEFERRED CHARGES	7,882.81	Library and Education Facilities						
SCHOOL, COUNTY, SPECIAL DISTRICT TAXES	45,115.76	Conservation and Recreation						
RESERVE FOR UNCOLLECTED TAXES	13,747.25	Other Expenditures						
TOTAL EXPENDITURES	150,633.00							

1113		WEST WINDSOR TWP				PER CAPITA:		PER CENT:	
Population 1960	4,016	Net Valuation Taxable	34,066,680	TAX RATE:		Gross Debt	187.97	Gross Debt	1.75
Population 1968	6,570	State Equalized Value	83,089,463	General Rate Per \$100.		Net Debt		Net Debt	
		Net Valuation on Which County Taxes		Effective Tax Rate		Debt Service		Tax Levy Collected	94.72
Moody Rating		are apportioned:	76,228,157	General Rate		Total Tax Levy	306.14	Tax Levy Cancelled, Abated	
Land Area	26.84 Sq. Miles	State Equalization Ratio	.4100	Municipal Functions		Municipal Functions	79.77	or Adjusted	.03
1968 EXPENDITURES		1968 REVENUES				1968 PROPERTY TAX			
GENERAL GOVERNMENT		1968 Property Taxes Collected				1,905,182.48			
Governing Body & Public Boards		1968 Payments in Lieu of Taxes							
Municipal Clerk		Delinquent Tax & Lien Collections				61,861.82			
Financial Administration		Business Personalty Replacement Taxes				108,023.00			
Assessment of Taxes		Taxes from Public Utilities				183,266.55			
Collection of Taxes		Other Miscellaneous Tax Revenues							
Planning, Housing & Development		State Aid Revenues				27,986.89			
Elections		Federal Aid Revenues							
General Administration (other)		Sale of Acquired Property							
JUDICIARY		Other Miscellaneous Revenues				75,678.98			
Municipal Courts		Total 1968 Revenues				2,361,999.72			
PUBLIC SAFETY		Prior Years Surplus Appropriated				150,000.00			
Fire Protection		TOTAL REVENUES				2,511,999.72			
Police Protection		1968 REAL PROPERTY VALUATIONS - ASSESSED							
Civil Defense & Disaster Control		Code Class %							
Environmental Inspection & Control		1 Vacant Land 1.91				620,900.00			
Other Public Safety		2 Residential 39.29				12,761,400.00			
PUBLIC WORKS		3 Farm 10.17				3,304,600.00			
Streets and Drainage		4a Commercial 8.06				2,619,400.00			
Sewers and Sewage Processing		4b Industrial 35.98				11,685,600.00			
Garbage and Trash Disposal		4c Apartments 4.58				1,487,300.00			
Public Buildings and Grounds		Total Valuation 99.99				32,479,200.00			
Other Public Works		CAPITAL DEBT AUTHORIZED, DECEMBER 31, 1968							
HEALTH and WELFARE		ISSUED AND UNISSUED				GROSS DEBT			
Health Services Except Environmental		School				1,235,000.00			
Welfare-Public Assistance		Self-liquidating							
Hospitals, Clinics, First Aid		Other							
Animal, Insect, & Rodent Control		Total				1,235,000.00			
Other Welfare Services		ISSUED AND OUTSTANDING							
RECREATION and CONSERVATION		School				1,235,000.00			
Beaches and Boardwalks		Self-liquidating							
Parks, Playgrounds, Shade Trees		Other							
Land Reclamation & Conservation		Total				1,235,000.00			
Other Recreational Services		EQUALIZED VALUATION BASIS				70,267,900.33			
EDUCATION (excluding schools)		1968 CAPITAL OUTLAY				9,539.54			
Libraries		Beaches and Boardwalks							
Other Educational Services		Parks and Playgrounds				7,727.95			
STATUTORY EXPENDITURES		Public Buildings and Grounds							
Pensions & F. I. C. A.		Vehicular Equipment							
Employee Fringe Benefits		Streets, Roads, Sidewalks, Storm Sewers							
Other Statutory Expenditures		Sewer System				1,811.59			
TOTAL MUNICIPAL FUNCTIONS		Water System							
CAPITAL IMPROVEMENTS		Other Utilities							
DEBT SERVICE		Hospitals and Clinics							
Principal Payments		Garbage and Trash Disposal Facilities							
Interest Payments		Health Equipment							
Other Debt Administration		Library and Education Facilities							
DEFERRED CHARGES		Conservation and Recreation							
SCHOOL, COUNTY, SPECIAL DISTRICT TAXES		Other Expenditures							
RESERVE FOR UNCOLLECTED TAXES									
TOTAL EXPENDITURES									

0267		WESTWOOD BORO		PER CAPITA:		PER CENT:	
Population 1960	9,046	Net Valuation Taxable	75,965,579	Gross Debt	649.67	Gross Debt	8.74
Population 1968	11,180	State Equalized Value	87,166,470	Net Debt	178.13	Net Debt	2.39
Moody Rating	BAA-1	Net Valuation on Which County Taxes are apportioned:	85,243,053	Debt Service	6.09	Tax Levy Collected	97.30
Land Area	2.40 Sq. Miles	State Equalization Ratio	.8715	Total Tax Levy	232.05	Tax Levy Cancelled, Abated or Adjusted	.03
				Municipal Functions	102.00		
1968 EXPENDITURES		1968 REVENUES		1968 PROPERTY TAX			
GENERAL GOVERNMENT							
Governing Body & Public Boards	3,750.00	1968 Property Taxes Collected		2,524,454.51		Local District School Taxes	
Municipal Clerk		1968 Payments in Lieu of Taxes		16,391.49		Regional & Consolidated School Taxes	
Financial Administration	7,500.00	Delinquent Tax & Lien Collections		52,603.61		School Taxes in Municipal Budget	
Assessment of Taxes	9,800.00	Business Personalty Replacement Taxes		107,020.00		County Taxes	
Collection of Taxes	21,260.00	Taxes from Public Utilities		179,194.31		County Library Taxes	
Planning, Housing & Development	4,000.00	Other Miscellaneous Tax Revenues				Local Municipal Purpose Taxes	
Elections	1,600.00	State Aid Revenues		5,017.00		Veteran & Senior Citizen Taxes	
General Administration (other)	69,535.00	Federal Aid Revenues				Total Taxes for Rate Computation	
JUDICIARY		Sale of Acquired Property		147,400.00		Special District Taxes	
Municipal Courts	10,115.00	Other Miscellaneous Revenues		99,075.96		Bank Stock Taxes	
PUBLIC SAFETY		Total 1968 Revenues		3,131,156.88		Added and Omitted Taxes	
Fire Protection	52,236.00	Prior Years Surplus Appropriated		100,000.00		Total Taxes Levied	
Police Protection	251,566.00	TOTAL REVENUES		3,231,156.88		1968 TAXES COLLECTED	
Civil Defense & Disaster Control	1,000.00					1968 Taxes Cancelled, Abated or Adjusted	
Environmental Inspection & Control	8,000.00					Transfer To Tax Title Liens	
Other Public Safety						Balance Outstanding Dec. 31, 1968	
PUBLIC WORKS		1968 REAL PROPERTY VALUATIONS - ASSESSED					
Streets and Drainage	147,000.00						
Sewers and Sewage Processing	70,840.00						
Garbage and Trash Disposal	41,250.00						
Public Buildings and Grounds	20,000.00						
Other Public Works							
HEALTH and WELFARE							
Health Services Except Environmental	31,320.00						
Welfare-Public Assistance	4,190.00						
Hospitals, Clinics, First Aid	500.00						
Animal, Insect, & Rodent Control							
Other Welfare Services							
RECREATION and CONSERVATION							
Beaches and Boardwalks							
Parks, Playgrounds, Shade Trees	7,500.00						
Land Reclamation & Conservation							
Other Recreational Services	22,144.00						
EDUCATION (excluding schools)							
Libraries	53,740.00						
Other Educational Services							
STATUTORY EXPENDITURES							
Pensions & F. I. C. A.	55,992.26						
Employee Fringe Benefits	16,200.00						
Other Statutory Expenditures							
TOTAL MUNICIPAL FUNCTIONS	911,038.26						
CAPITAL IMPROVEMENTS	51,000.00						
DEBT SERVICE							
Principal Payments	45,000.00						
Interest Payments	23,182.00						
Other Debt Administration							
DEFERRED CHARGES	7,174.70						
SCHOOL, COUNTY, SPECIAL DISTRICT TAXES	1,954,886.85						
RESERVE FOR UNCOLLECTED TAXES	103,064.37						
TOTAL EXPENDITURES	3,095,346.18						

0123

Population 1960

778

Population 1968

820

Net Valuation Taxable

1,872,580

State Equalized Value

3,514,602

Net Valuation on Which County Taxes

are apportioned:

3,314,739

State Equalization Ratio

.5328

WEYMOUTH TWP

TAX RATE:

General Rate Per \$100.

6.52

Effective Tax Rate

General Rate

3.47

Municipal Functions

1.84

PER CAPITA:

Gross Debt

Net Debt

Debt Service

.12

Total Tax Levy

142.89

Municipal Functions

78.89

PER CENT:

Gross Debt

Net Debt

Tax Levy Collected 83.86

Tax Levy Cancelled, Abated

or Adjusted

Moody Rating

Land Area 12.12 Sq. Miles

1968 EXPENDITURES		1968 REVENUES			1968 PROPERTY TAX	
GENERAL GOVERNMENT		1968 Property Taxes Collected			81,530.00	
Governing Body & Public Boards		1968 Payments in Lieu of Taxes			Regional & Consolidated School Taxes	
Municipal Clerk		Delinquent Tax & Lien Collections			School Taxes in Municipal Budget	
Financial Administration	1,525.00	Business Personalty Replacement Taxes			County Taxes	26,944.16
Assessment of Taxes	1,500.00	Taxes from Public Utilities			County Library Taxes	272.85
Collection of Taxes	1,865.00	Other Miscellaneous Tax Revenues			Local Municipal Purpose Taxes	7,058.21
Planning, Housing & Development	310.00	State Aid Revenues			Veteran & Senior Citizen Taxes	6,140.00
Elections		Federal Aid Revenues			Total Taxes for Rate Computation	121,945.22
General Administration (other)	8,105.00	Sale of Acquired Property			Special District Taxes	
JUDICIARY		Other Miscellaneous Revenues			Bank Stock Taxes	
Municipal Courts	700.00	Total 1968 Revenues			Added and Omitted Taxes	1,369.20
PUBLIC SAFETY		Prior Years Surplus Appropriated			Total Taxes Levied	117,174.42
Fire Protection	7,000.00	TOTAL REVENUES			1968 TAXES COLLECTED	98,273.70
Police Protection	800.00	1968 REAL PROPERTY VALUATIONS - ASSESSED			1968 Taxes Cancelled, Abated or Adjusted	
Civil Defense & Disaster Control	290.00				Transfer To Tax Title Liens	
Environmental Inspection & Control					Balance Outstanding Dec. 31, 1968	18,900.72
Other Public Safety						
PUBLIC WORKS						
Streets and Drainage	21,223.88					
Sewers and Sewage Processing						
Garbage and Trash Disposal	850.00					
Public Buildings and Grounds						
Other Public Works						
HEALTH and WELFARE						
Health Services Except Environmental	72.00					
Welfare-Public Assistance	635.00					
Hospitals, Clinics, First Aid						
Animal, Insect, & Rodent Control	308.00					
Other Welfare Services						
RECREATION and CONSERVATION						
Beaches and Boardwalks						
Parks, Playgrounds, Shade Trees						
Land Reclamation & Conservation						
Other Recreational Services						
EDUCATION (excluding schools)						
Libraries						
Other Educational Services						
STATUTORY EXPENDITURES						
Pensions & F. I. C. A.	375.00					
Employee Fringe Benefits						
Other Statutory Expenditures						
TOTAL MUNICIPAL FUNCTIONS	45,558.88					
CAPITAL IMPROVEMENTS	500.00					
DEBT SERVICE						
Principal Payments						
Interest Payments	100.00					
Other Debt Administration						
DEFERRED CHARGES						
SCHOOL, COUNTY, SPECIAL DISTRICT TAXES	108,747.01					
RESERVE FOR UNCOLLECTED TAXES	18,536.83					
TOTAL EXPENDITURES	173,442.72					

1439				WHARTON BORO		PER CAPITA:		PER CENT:	
Population 1960	5,006	Net Valuation Taxable	11,398,268	TAX RATE:		Gross Debt	236.68	Gross Debt	5.41
Population 1968	6,180	State Equalized Value	29,203,863	General Rate Per \$100.	8.43	Net Debt	58.57	Net Debt	1.34
		Net Valuation on Which County Taxes		Effective Tax Rate		Debt Service	3.23	Tax Levy Collected	96.49
Moody Rating		are apportioned:	29,715,709	General Rate	3.29	Total Tax Levy	152.18	Tax Levy Cancelled, Abated	
Land Area	2.00 Sq. Miles	State Equalization Ratio	.3903	Municipal Functions	1.58	Municipal Functions	74.73	or Adjusted	.09
1968 EXPENDITURES		1968 REVENUES			1968 PROPERTY TAX				
GENERAL GOVERNMENT									
Governing Body & Public Boards		1968 Property Taxes Collected			907,531.51				
Municipal Clerk		1968 Payments in Lieu of Taxes			60,007.96				
Financial Administration		Delinquent Tax & Lien Collections			60,082.00				
Assessment of Taxes		Business Personalty Replacement Taxes			46,629.55				
Collection of Taxes		Taxes from Public Utilities			3,417.00				
Planning, Housing & Development		Other Miscellaneous Tax Revenues			41,601.93				
Elections		State Aid Revenues			1,119,260.95				
General Administration (other)		Federal Aid Revenues			88,958.63				
JUDICIARY		Sale of Acquired Property			1,208,219.58				
Municipal Courts		Other Miscellaneous Revenues							
PUBLIC SAFETY		Total 1968 Revenues							
Fire Protection		Prior Years Surplus Appropriated							
Police Protection		TOTAL REVENUES							
Civil Defense & Disaster Control									
Environmental Inspection & Control									
Other Public Safety									
PUBLIC WORKS		1968 REAL PROPERTY VALUATIONS - ASSESSED							
Streets and Drainage		Code							
Sewers and Sewage Processing		1							
Garbage and Trash Disposal		2							
Public Buildings and Grounds		3							
Other Public Works		4a							
HEALTH and WELFARE		4b							
Health Services Except Environmental		4c							
Welfare-Public Assistance		Total Valuation							
Hospitals, Clinics, First Aid									
Animal, Insect, & Rodent Control									
Other Welfare Services									
RECREATION and CONSERVATION		CAPITAL DEBT AUTHORIZED, DECEMBER 31, 1968							
Beaches and Boardwalks		ISSUED AND UNISSUED							
Parks, Playgrounds, Shade Trees		School							
Land Reclamation & Conservation		Self-liquidating							
Other Recreational Services		Other							
EDUCATION (excluding schools)		Total							
Libraries									
Other Educational Services									
STATUTORY EXPENDITURES		ISSUED AND OUTSTANDING							
Pensions & F. I. C. A.		School							
Employee Fringe Benefits		Self-liquidating							
Other Statutory Expenditures		Other							
TOTAL MUNICIPAL FUNCTIONS		Total							
CAPITAL IMPROVEMENTS		EQUALIZED VALUATION BASIS							
DEBT SERVICE		1968 CAPITAL OUTLAY							
Principal Payments		Beaches and Boardwalks							
Interest Payments		Parks and Playgrounds							
Other Debt Administration		Public Buildings and Grounds							
DEFERRED CHARGES		Vehicular Equipment							
SCHOOL, COUNTY, SPECIAL DISTRICT TAXES		Streets, Roads, Sidewalks, Storm Sewers							
RESERVE FOR UNCOLLECTED TAXES		Sewer System							
TOTAL EXPENDITURES		Water System							
		Other Utilities							
		Hospitals and Clinics							
		Garbage and Trash Disposal Facilities							
		Health Equipment							
		Library and Education Facilities							
		Conservation and Recreation							
		Other Expenditures							

2123				WHITE TWP			PER CAPITA:		PER CENT:	
Population 1960	1,832	Net Valuation Taxable	10,657,297	TAX RATE:			Gross Debt	14.70	Gross Debt	.20
Population 1968	2,040	State Equalized Value	15,452,076	General Rate Per \$100.	4.39		Net Debt		Net Debt	
		Net Valuation on Which County Taxes are apportioned:	15,646,689	Effective Tax Rate			Debt Service		Tax Levy Collected	91.28
Moody Rating				General Rate	3.02		Total Tax Levy	226.05	Tax Levy Cancelled, Abated or Adjusted	.54
Land Area	28.20 Sq. Miles	State Equalization Ratio	.6897	Municipal Functions	.96		Municipal Functions	72.79		
1968 EXPENDITURES		1968 REVENUES		1968 PROPERTY TAX						
GENERAL GOVERNMENT										
Governing Body & Public Boards		1968 Property Taxes Collected		420,964.47		Local District School Taxes		311,830.00		
Municipal Clerk		1968 Payments in Lieu of Taxes				Regional & Consolidated School Taxes				
Financial Administration		1,600.00	Delinquent Tax & Lien Collections	46,471.50		School Taxes in Municipal Budget				
Assessment of Taxes		2,750.00	Business Personalty Replacement Taxes	30,925.00		County Taxes		117,069.87		
Collection of Taxes		2,200.00	Taxes from Public Utilities	37,868.72		County Library Taxes		3,111.79		
Planning, Housing & Development		600.00	Other Miscellaneous Tax Revenues			Local Municipal Purpose Taxes		22,664.71		
Elections			State Aid Revenues	6,030.00		Veteran & Senior Citizen Taxes		12,400.00		
General Administration (other)		11,200.00	Federal Aid Revenues			Total Taxes for Rate Computation		467,076.37		
JUDICIARY			Sale of Acquired Property			Special District Taxes				
Municipal Courts		3,150.00	Other Miscellaneous Revenues	12,965.30		Bank Stock Taxes				
PUBLIC SAFETY			Total 1968 Revenues	134,260.52		Added and Omitted Taxes		6,475.25		
Fire Protection		1,000.00	Prior Years Surplus Appropriated	10,000.00		Total Taxes Levied		461,151.62		
Police Protection		600.00	TOTAL REVENUES	144,260.52		1968 TAXES COLLECTED		420,964.47		
Civil Defense & Disaster Control		500.00				1968 Taxes Cancelled, Abated or Adjusted		2,498.92		
Environmental Inspection & Control						Transfer To Tax Title Liens				
Other Public Safety			1968 REAL PROPERTY VALUATIONS - ASSESSED			Balance Outstanding Dec. 31, 1968		38,783.97		
PUBLIC WORKS			Code Class %							
Streets and Drainage		62,250.00	1 Vacant Land 2.91	308,800.00		PRIOR YEARS TAXES OUTSTANDING				
Sewers and Sewage Processing			2 Residential 53.53	5,683,300.00		Balance January 1, 1968		47,815.79		
Garbage and Trash Disposal			3 Farm 20.53	2,180,180.00		Collected in 1968				
Public Buildings and Grounds		2,480.00	4a Commercial 14.34	1,522,100.00		Cancelled, Abated or Adjusted (1968)		39.74		
Other Public Works			4b Industrial 7.80	828,500.00		Transfers to Tax Title Liens				
HEALTH and WELFARE			4c Apartments .89	94,200.00		Balance December 31, 1968		47,776.05		
Health Services Except Environmental		300.00	Total Valuation 100.00	10,617,080.00						
Welfare-Public Assistance		2,100.00	CAPITAL DEBT AUTHORIZED, DECEMBER 31, 1968			TAX TITLE LIENS OUTSTANDING				
Hospitals, Clinics, First Aid		500.00	ISSUED AND UNISSUED	GROSS DEBT		Balance January 1, 1968		253.60		
Animal, Insect, & Rodent Control			School	30,000.00		Transfers From Taxes				
Other Welfare Services			Self-liquidating			Redeemed in 1968				
RECREATION and CONSERVATION			Other	30,000.00		Cancelled, Abated or Adjusted (1968)				
Beaches and Boardwalks			Total			Balance December 31, 1968		253.60		
Parks, Playgrounds, Shade Trees			ISSUED AND OUTSTANDING			PROPERTY ACQUIRED BY DEED OR FORECLOSURE				
Land Reclamation & Conservation			School	30,000.00		Balance January 1, 1968				
Other Recreational Services			Self-liquidating			Transfers From Liens				
EDUCATION (excluding schools)			Other	30,000.00		Sale for Cash (1968)				
Libraries			Total			Cancelled, Abated or Adjusted (1968)				
Other Educational Services			EQUALIZED VALUATION BASIS	14,897,106.33		Balance December 31, 1968				
STATUTORY EXPENDITURES			1968 CAPITAL OUTLAY			CURRENT FINANCES DECEMBER 31, 1968				
Pensions & F. I. C. A.		2,670.00	Beaches and Boardwalks			ASSETS				
Employee Fringe Benefits		800.00	Parks and Playgrounds			Cash on Hand Dec. 31, 1968		105,162.68		
Other Statutory Expenditures			Public Buildings and Grounds			Taxes Receivable		40,088.52		
TOTAL MUNICIPAL FUNCTIONS		94,500.00	Vehicular Equipment			Tax Title Liens		253.60		
CAPITAL IMPROVEMENTS			Streets, Roads, Sidewalks, Storm Sewers			Foreclosed Property				
DEBT SERVICE			Sewer System			Emergencies & Other Deferred Charges				
Principal Payments			Water System			State Aid Receivable		10,319.21		
Interest Payments			Other Utilities			Other Receivables				
Other Debt Administration			Hospitals and Clinics			Total		155,824.01		
DEFERRED CHARGES		2,000.00	Garbage and Trash Disposal Facilities			LIABILITIES				
SCHOOL, COUNTY, SPECIAL DISTRICT TAXES		432,011.66	Health Equipment			Cash Liabilities		41,155.43		
RESERVE FOR UNCOLLECTED TAXES		51,999.71	Library and Education Facilities			Reserves For Receivables		40,342.12		
			Conservation and Recreation			Surplus on Hand Dec. 31, 1968		74,326.46		
TOTAL EXPENDITURES		580,511.37	Other Expenditures			Total		155,824.01		

0514		WILDWOOD CITY				PER CAPITA:		PER CENT:	
Population 1960	4,690	Net Valuation Taxable	74,957,625	TAX RATE:		Gross Debt	1,134.24	Gross Debt	6.70
Population 1968	4,750	State Equalized Value	83,230,762	General Rate Per \$100.	2.60	Net Debt	526.78	Net Debt	3.11
		Net Valuation on Which County Taxes		Effective Tax Rate		Debt Service	69.91	Tax Levy Collected	91.37
Moody Rating	BA	are apportioned:	88,592,975	General Rate	2.34	Total Tax Levy	406.32	Tax Levy Cancelled, Abated	
Land Area	1.20 Sq. Miles	State Equalization Ratio	.9006	Municipal Functions	3.13	Municipal Functions	548.99	or Adjusted	.87
1968 EXPENDITURES		1968 REVENUES			1968 PROPERTY TAX				
GENERAL GOVERNMENT									
Governing Body & Public Boards	1,284.75	1968 Property Taxes Collected			1,763,574.19				
Municipal Clerk		1968 Payments in Lieu of Taxes							
Financial Administration		Delinquent Tax & Lien Collections			177,931.60				
Assessment of Taxes	19,270.33	Business Personalty Replacement Taxes			165,516.00				
Collection of Taxes	38,178.59	Taxes from Public Utilities			223,038.14				
Planning, Housing & Development		Other Miscellaneous Tax Revenues							
Elections	2,019.34	State Aid Revenues			68,710.89				
General Administration (other)	307,742.43	Federal Aid Revenues							
JUDICIARY		Sale of Acquired Property			208,772.25				
Municipal Courts	25,483.44	Other Miscellaneous Revenues			578,862.21				
PUBLIC SAFETY		Total 1968 Revenues			3,186,405.28				
Fire Protection	101,139.98	Prior Years Surplus Appropriated			72,000.00				
Police Protection	360,949.19	TOTAL REVENUES			3,258,405.28				
Civil Defense & Disaster Control	6,938.98								
Environmental Inspection & Control		1968 REAL PROPERTY VALUATIONS - ASSESSED							
Other Public Safety									
PUBLIC WORKS									
Streets and Drainage	277,113.43	Code Class %			2,989,475.00				
Sewers and Sewage Processing	120,549.49	1 Vacant Land 4.10			11,916,718.00				
Garbage and Trash Disposal	123,388.55	2 Residential 16.36			24,650,936.00				
Public Buildings and Grounds	107,246.23	3 Farm 33.84			599,630.00				
Other Public Works		4a Commercial .82			32,690,466.00				
HEALTH and WELFARE		4b Industrial 44.88			72,847,225.00				
Health Services Except Environmental	23,295.18	4c Apartments 100.00							
Welfare-Public Assistance	19,420.41	Total Valuation							
Hospitals, Clinics, First Aid									
Animal, Insect, & Rodent Control	8,754.90								
Other Welfare Services									
RECREATION and CONSERVATION									
Beaches and Boardwalks	225,570.74								
Parks, Playgrounds, Shade Trees	51,883.33								
Land Reclamation & Conservation									
Other Recreational Services									
EDUCATION (excluding schools)									
Libraries									
Other Educational Services									
STATUTORY EXPENDITURES									
Pensions & F. I. C. A.	122,000.00								
Employee Fringe Benefits	29,840.02								
Other Statutory Expenditures									
TOTAL MUNICIPAL FUNCTIONS	1,972,069.31								
CAPITAL IMPROVEMENTS	7,000.00								
DEBT SERVICE									
Principal Payments	189,033.70								
Interest Payments	143,065.00								
Other Debt Administration									
DEFERRED CHARGES	94,964.99								
SCHOOL, COUNTY, SPECIAL DISTRICT TAXES	893,864.90								
RESERVE FOR UNCOLLECTED TAXES	201,571.75								
TOTAL EXPENDITURES	3,501,569.65								

0515		WILDWOOD CREST BORO		PER CAPITA:		PER CENT:	
Population 1960	3,011	Net Valuation Taxable	59,900,228	Gross Debt	326.89	Gross Debt	1.96
Population 1968	3,560	State Equalized Value	62,624,388	Net Debt	256.67	Net Debt	1.54
		Net Valuation on Which County Taxes are apportioned:	64,526,256	Debt Service	42.40	Tax Levy Collected	90.73
Moody Rating	BA	State Equalization Ratio	.9565	Total Tax Levy	422.13	Tax Levy Cancelled, Abated or Adjusted	
Land Area	1.03 Sq. Miles			Municipal Functions	385.15		
1968 EXPENDITURES		1968 REVENUES		1968 PROPERTY TAX			
GENERAL GOVERNMENT		1968 Property Taxes Collected		Local District School Taxes		426,614.00	
Governing Body & Public Boards		1968 Payments in Lieu of Taxes		Regional & Consolidated School Taxes			
Municipal Clerk		Delinquent Tax & Lien Collections		School Taxes in Municipal Budget			
Financial Administration	12,189.15	Business Personalty Replacement Taxes		County Taxes		343,088.69	
Assessment of Taxes	11,173.10	Taxes from Public Utilities		County Library Taxes		7,166.77	
Collection of Taxes	23,124.43	Other Miscellaneous Tax Revenues		Local Municipal Purpose Taxes		695,217.79	
Planning, Housing & Development	2,313.26	State Aid Revenues		Veteran & Senior Citizen Taxes		31,810.00	
Elections		Federal Aid Revenues		Total Taxes for Rate Computation		1,503,897.25	
General Administration (other)	87,038.77	Sale of Acquired Property		Special District Taxes			
JUDICIARY		Other Miscellaneous Revenues		Bank Stock Taxes		1,077.90	
Municipal Courts	7,452.51	Total 1968 Revenues		Added and Omitted Taxes		29,621.13	
PUBLIC SAFETY		Prior Years Surplus Appropriated		Total Taxes Levied		1,502,786.28	
Fire Protection	16,452.19	TOTAL REVENUES		1968 TAXES COLLECTED		1,363,608.78	
Police Protection	146,555.68	1968 REAL PROPERTY VALUATIONS - ASSESSED		1968 Taxes Cancelled, Abated or Adjusted			
Civil Defense & Disaster Control	550.00	Code Class %		Transfer To Tax Title Liens			
Environmental Inspection & Control	7,296.16	1 Vacant Land 8.57		Balance Outstanding Dec. 31, 1968		138,106.68	
Other Public Safety	1,858.61	2 Residential 50.39		PRIOR YEARS TAXES OUTSTANDING			
PUBLIC WORKS		3 Farm		Balance January 1, 1968		101,455.53	
Streets and Drainage	337,869.24	4a Commercial 37.22		Collected in 1968		100,210.70	
Sewers and Sewage Processing	48,499.66	4b Industrial		Cancelled, Abated or Adjusted (1968)		1,221.12	
Garbage and Trash Disposal	84,846.78	4c Apartments 3.81		Transfers to Tax Title Liens			
Public Buildings and Grounds	13,542.58	Total Valuation 99.99		Balance December 31, 1968		23.71	
Other Public Works	31,149.09	CAPITAL DEBT AUTHORIZED, DECEMBER 31, 1968		TAX TITLE LIENS OUTSTANDING			
HEALTH and WELFARE		ISSUED AND UNISSUED GROSS DEBT NET DEBT		Balance January 1, 1968		64.50	
Health Services Except Environmental	3,900.00	School 250,000.00		Transfers From Taxes			
Welfare-Public Assistance	1,200.00	Self-liquidating 913,750.00		Redeemed in 1968			
Hospitals, Clinics, First Aid	5,000.00	Other 1,163,750.00		Cancelled, Abated or Adjusted (1968)			
Animal, Insect, & Rodent Control	2,366.58	ISSUED AND OUTSTANDING		Balance December 31, 1968		64.50	
Other Welfare Services		School 250,000.00		PROPERTY ACQUIRED BY DEED OR FORECLOSURE			
RECREATION and CONSERVATION		Self-liquidating 818,750.00		Balance January 1, 1968		7,985.38	
Beaches and Boardwalks	60,263.58	Other 1,068,750.00		Transfers From Liens		7,200.00	
Parks, Playgrounds, Shade Trees	5,105.94	EQUALIZED VALUATION BASIS		Sale for Cash (1968)		1,210.38	
Land Reclamation & Conservation		1968 CAPITAL OUTLAY		Cancelled, Abated or Adjusted (1968)		150.00	
Other Recreational Services	29,732.04	Beaches and Boardwalks		Balance December 31, 1968		13,825.00	
EDUCATION (excluding schools)		Parks and Playgrounds		CURRENT FINANCES DECEMBER 31, 1968			
Libraries		Public Buildings and Grounds		ASSETS			
Other Educational Services		Vehicular Equipment		Cash on Hand Dec. 31, 1968		377,980.82	
STATUTORY EXPENDITURES		Streets, Roads, Sidewalks, Storm Sewers		Taxes Receivable		138,130.39	
Pensions & F. I. C. A.	42,238.08	Sewer System		Tax Title Liens		64.50	
Employee Fringe Benefits	35,875.76	Water System		Foreclosed Property		13,825.00	
Other Statutory Expenditures		Other Utilities		Emergencies & Other Deferred Charges		39,607.47	
TOTAL MUNICIPAL FUNCTIONS	1,017,593.19	Hospitals and Clinics		State Aid Receivable		111,178.40	
CAPITAL IMPROVEMENTS	15,000.00	Garbage and Trash Disposal Facilities		Other Receivables		53,306.71	
DEBT SERVICE		Health Equipment		Total		734,093.29	
Principal Payments	114,000.00	Library and Education Facilities		LIABILITIES			
Interest Payments	36,956.30	Conservation and Recreation		Cash Liabilities		411,892.26	
Other Debt Administration		Other Expenditures		Reserves For Receivables		205,326.60	
DEFERRED CHARGES	80,445.74			Surplus on Hand Dec. 31, 1968		116,874.43	
SCHOOL, COUNTY, SPECIAL DISTRICT TAXES	776,869.46			Total		734,093.29	
RESERVE FOR UNCOLLECTED TAXES	107,143.65						
TOTAL EXPENDITURES	2,148,008.34						

0338		WILLINGBORO TWP			PER CAPITA:		PER CENT:	
Population 1960	11,861	Net Valuation Taxable	151,659,063	TAX RATE:	Gross Debt	231.22	Gross Debt	6.91
Population 1968	36,410	State Equalized Value	141,354,332	General Rate Per \$100.	Net Debt	97.45	Net Debt	2.91
		Net Valuation on Which County Taxes		Effective Tax Rate	Debt Service	.73	Tax Levy Collected	98.51
Moody Rating		are apportioned:	156,566,274	General Rate	Total Tax Levy	176.57	Tax Levy Cancelled, Abated	
Land Area	7.86 Sq. Miles	State Equalization Ratio	1.0729	Municipal Functions	Municipal Functions	46.88	or Adjusted	.47
1968 EXPENDITURES		1968 REVENUES		1968 PROPERTY TAX				
GENERAL GOVERNMENT								
Governing Body & Public Boards	7,700.00	1968 Property Taxes Collected	6,333,477.92	Local District School Taxes		4,473,296.37		
Municipal Clerk	14,851.00	1968 Payments in Lieu of Taxes		Regional & Consolidated School Taxes				
Financial Administration	26,827.00	Delinquent Tax & Lien Collections	91,230.51	School Taxes in Municipal Budget				
Assessment of Taxes	15,953.00	Business Personalty Replacement Taxes	67,683.00	County Taxes		832,060.06		
Collection of Taxes	21,755.00	Taxes from Public Utilities	284,246.16	County Library Taxes				
Planning, Housing & Development	13,740.00	Other Miscellaneous Tax Revenues		Local Municipal Purpose Taxes		834,990.76		
Elections		State Aid Revenues	4,117.00	Veteran & Senior Citizen Taxes		163,260.00		
General Administration (other)	96,306.00	Federal Aid Revenues		Total Taxes for Rate Computation		6,303,607.19		
JUDICIARY		Sale of Acquired Property		Special District Taxes				
Municipal Courts	11,675.00	Other Miscellaneous Revenues	224,257.26	Bank Stock Taxes		5,300.24		
PUBLIC SAFETY		Total 1968 Revenues	7,005,011.85	Added and Omitted Taxes		283,287.97		
Fire Protection	62,630.00	Prior Years Surplus Appropriated	300,000.00	Total Taxes Levied		6,428,935.40		
Police Protection	366,083.00	TOTAL REVENUES	7,305,011.85	1968 TAXES COLLECTED		6,333,477.92		
Civil Defense & Disaster Control	2,285.00			1968 Taxes Cancelled, Abated or Adjusted		30,785.50		
Environmental Inspection & Control	13,390.00			Transfer To Tax Title Liens		974.90		
Other Public Safety	26,315.00			Balance Outstanding Dec. 31, 1968		72,242.61		
PUBLIC WORKS		1968 REAL PROPERTY VALUATIONS - ASSESSED						
Streets and Drainage	205,825.00	Code Class %						
Sewers and Sewage Processing		1 Vacant Land 1.65	2,465,595.00	PRIOR YEARS TAXES OUTSTANDING				
Garbage and Trash Disposal	215,000.00	2 Residential 89.16	133,495,342.00	Balance January 1, 1968		113,309.17		
Public Buildings and Grounds	71,631.00	3 Farm .05	74,640.00	Collected in 1968		91,230.51		
Other Public Works	13,997.00	4a Commercial 8.70	13,022,968.00	Cancelled, Abated or Adjusted (1968)		3,296.46		
HEALTH and WELFARE		4b Industrial .45	668,350.00	Transfers to Tax Title Liens				
Health Services Except Environmental	3,190.00	4c Apartments		Balance December 31, 1968		18,782.20		
Welfare-Public Assistance	20,575.00	Total Valuation 100.01	149,726,895.00	TAX TITLE LIENS OUTSTANDING				
Hospitals, Clinics, First Aid				Balance January 1, 1968		2,571.36		
Animal, Insect, & Rodent Control	3,300.00			Transfers From Taxes		974.90		
Other Welfare Services				Redeemed in 1968				
RECREATION and CONSERVATION				Cancelled, Abated or Adjusted (1968)		3,546.26		
Beaches and Boardwalks				Balance December 31, 1968				
Parks, Playgrounds, Shade Trees	4,941.30			PROPERTY ACQUIRED BY DEED OR FORECLOSURE				
Land Reclamation & Conservation				Balance January 1, 1968				
Other Recreational Services	36,650.00			Transfers From Liens				
EDUCATION (excluding schools)				Sale for Cash (1968)				
Libraries	115,147.70			Cancelled, Abated or Adjusted (1968)				
Other Educational Services				Balance December 31, 1968				
STATUTORY EXPENDITURES				CURRENT FINANCES DECEMBER 31, 1968				
Pensions & F. I. C. A.	48,113.00			ASSETS				
Employee Fringe Benefits	9,000.00			Cash on Hand Dec. 31, 1968		3,745,264.36		
Other Statutory Expenditures				Taxes Receivable		91,024.81		
TOTAL MUNICIPAL FUNCTIONS	1,426,880.00			Tax Title Liens		3,546.26		
CAPITAL IMPROVEMENTS	10,000.00			Foreclosed Property				
DEBT SERVICE				Emergencies & Other Deferred Charges		20.00		
Principal Payments	10,000.00			State Aid Receivable		14,565.93		
Interest Payments	16,900.00			Other Receivables		2,234.51		
Other Debt Administration				Total		3,856,655.91		
DEFERRED CHARGES	7,878.63			LIABILITIES				
SCHOOL, COUNTY, SPECIAL DISTRICT TAXES	5,305,356.43			Cash Liabilities		3,140,142.28		
RESERVE FOR UNCOLLECTED TAXES	235,341.37			Reserves For Receivables		90,805.57		
TOTAL EXPENDITURES	7,012,356.43			Surplus on Hand Dec. 31, 1968		619,708.06		
				Total		3,856,655.91		

2021		WINFIELD TWP				PER CAPITA:		PER CENT:		
Population 1960	2,458	Net Valuation Taxable	707,422	TAX RATE:		Gross Debt	10.35	Gross Debt	1.89	
Population 1968	2,510	State Equalized Value	1,411,174	General Rate Per \$100.	26.92	Net Debt	10.35	Net Debt	1.89	
		Net Valuation on Which County Taxes are apportioned:	1,405,256	Effective Tax Rate		Debt Service	4.98	Tax Levy Collected	.04	
Moody Rating				General Rate	13.49	Total Tax Levy	75.83	Tax Levy Cancelled, Abated or Adjusted		
Land Area	.17 Sq. Miles	State Equalization Ratio	.5013	Municipal Functions	5.69	Municipal Functions	32.00			
1968 EXPENDITURES		1968 REVENUES			1968 PROPERTY TAX					
GENERAL GOVERNMENT										
Governing Body & Public Boards		1968 Property Taxes Collected			190,438.00					
Municipal Clerk		1968 Payments in Lieu of Taxes								
Financial Administration		2,225.00	Delinquent Tax & Lien Collections							
Assessment of Taxes		250.00	Business Personalty Replacement Taxes			3,795.00				
Collection of Taxes		115.00	Taxes from Public Utilities			10,788.59				
Planning, Housing & Development			Other Miscellaneous Tax Revenues							
Elections			State Aid Revenues			1,067.00				
General Administration (other)		16,940.00	Federal Aid Revenues							
JUDICIARY			Sale of Acquired Property							
Municipal Courts		2,375.00	Other Miscellaneous Revenues			2,290.66				
PUBLIC SAFETY			Total 1968 Revenues			208,379.25				
Fire Protection		4,480.00	Prior Years Surplus Appropriated			5,500.00				
Police Protection		14,940.00	TOTAL REVENUES			213,879.25				
Civil Defense & Disaster Control		350.00								
Environmental Inspection & Control		150.00	1968 REAL PROPERTY VALUATIONS - ASSESSED							
Other Public Safety										
PUBLIC WORKS										
Streets and Drainage		5,100.00	Code	Class	%					
Sewers and Sewage Processing			1	Vacant Land						
Garbage and Trash Disposal			2	Residential	92.26	635,700.00				
Public Buildings and Grounds		7,365.00	3	Farm						
Other Public Works			4a	Commercial	7.74	53,300.00				
HEALTH and WELFARE			4b	Industrial						
Health Services Except Environmental		5,915.00	4c	Apartments						
Welfare-Public Assistance		975.00	Total Valuation			689,000.00				
Hospitals, Clinics, First Aid			CAPITAL DEBT AUTHORIZED, DECEMBER 31, 1968							
Animal, Insect, & Rodent Control		865.00	ISSUED AND UNISSUED			GROSS DEBT		NET DEBT		
Other Welfare Services			School							
RECREATION and CONSERVATION			Self-liquidating			26,000.00		26,000.00		
Beaches and Boardwalks			Other			26,000.00		26,000.00		
Parks, Playgrounds, Shade Trees			Total			26,000.00		26,000.00		
Land Reclamation & Conservation			ISSUED AND OUTSTANDING							
Other Recreational Services		450.00	School							
EDUCATION (excluding schools)			Self-liquidating			26,000.00		26,000.00		
Libraries			Other			26,000.00		26,000.00		
Other Educational Services			Total			26,000.00		26,000.00		
STATUTORY EXPENDITURES			EQUALIZED VALUATION BASIS			1,374,426.00				
Pensions & F. I. C. A.		2,775.00	1968 CAPITAL OUTLAY			20,308.25		CURRENT FINANCES DECEMBER 31, 1968		
Employee Fringe Benefits		550.00	Beaches and Boardwalks					ASSETS		
Other Statutory Expenditures			Parks and Playgrounds					Cash on Hand Dec. 31, 1968		
TOTAL MUNICIPAL FUNCTIONS		65,820.00	Public Buildings and Grounds					Taxes Receivable		
CAPITAL IMPROVEMENTS		2,000.00	Vehicular Equipment					Tax Title Liens		
DEBT SERVICE			Streets, Roads, Sidewalks, Storm Sewers			20,308.25		Foreclosed Property		
Principal Payments		12,000.00	Sewer System					Emergencies & Other Deferred Charges		
Interest Payments		500.00	Water System					State Aid Receivable		
Other Debt Administration			Other Utilities					Other Receivables		
DEFERRED CHARGES			Hospitals and Clinics					Total		
SCHOOL, COUNTY, SPECIAL DISTRICT TAXES		129,193.42	Garbage and Trash Disposal Facilities					LIABILITIES		
RESERVE FOR UNCOLLECTED TAXES			Health Equipment					Cash Liabilities		
TOTAL EXPENDITURES		209,513.42	Library and Education Facilities					Reserves For Receivables		
			Conservation and Recreation					Surplus on Hand Dec. 31, 1968		
			Other Expenditures					Total		
								34,374.29		
								18,522.14		
								315.00		
								15,537.15		
								34,374.29		

0436
Population 1960 9,142
Population 1968 10,740
Moody Rating
Land Area 58.07 Sq. Miles

Net Valuation Taxable 18,384,841
State Equalized Value 50,941,648
Net Valuation on Which County Taxes
are apportioned: 52,109,829
State Equalization Ratio .3609

WINSLOW TWP

TAX RATE:
General Rate Per \$100. 9.34
Effective Tax Rate
General Rate 3.37
Municipal Functions 1.15

PER CAPITA:

Gross Debt 296.38
Net Debt
Debt Service .02
Total Tax Levy 157.38
Municipal Functions 54.80

PER CENT:

Gross Debt 7.33
Net Debt
Tax Levy Collected 86.65
Tax Levy Cancelled, Abated
or Adjusted .25

1968 EXPENDITURES		1968 REVENUES		1968 PROPERTY TAX	
GENERAL GOVERNMENT		1968 Property Taxes Collected		1,464,782.37	
Governing Body & Public Boards		1968 Payments in Lieu of Taxes		144,941.18	
Municipal Clerk		Delinquent Tax & Lien Collections		111,020.00	
Financial Administration	5,810.00	Business Personalty Replacement Taxes		140,179.25	
Assessment of Taxes	25,970.00	Taxes from Public Utilities		9,483.00	
Collection of Taxes	20,505.00	Other Miscellaneous Tax Revenues		6,855.52	
Planning, Housing & Development	1,400.00	State Aid Revenues		72,527.62	
Elections	1,600.00	Federal Aid Revenues		1,949,788.94	
General Administration (other)	41,375.00	Sale of Acquired Property		200,000.00	
JUDICIARY		Other Miscellaneous Revenues		2,149,788.94	
Municipal Courts	6,725.00	Total 1968 Revenues		1,464,782.37	
PUBLIC SAFETY		Prior Years Surplus Appropriated		4,322.86	
Fire Protection	20,050.00	TOTAL REVENUES		24,747.19	
Police Protection	44,800.00			197,613.27	
Civil Defense & Disaster Control	500.00				
Environmental Inspection & Control	1,095.00				
Other Public Safety					
PUBLIC WORKS					
Streets and Drainage	88,400.00				
Sewers and Sewage Processing					
Garbage and Trash Disposal	28,200.00				
Public Buildings and Grounds	7,500.00				
Other Public Works					
HEALTH and WELFARE					
Health Services Except Environmental	2,230.00				
Welfare-Public Assistance	12,680.00				
Hospitals, Clinics, First Aid					
Animal, Insect, & Rodent Control	350.00				
Other Welfare Services					
RECREATION and CONSERVATION					
Beaches and Boardwalks					
Parks, Playgrounds, Shade Trees					
Land Reclamation & Conservation					
Other Recreational Services					
EDUCATION (excluding schools)					
Libraries	22,000.00				
Other Educational Services					
STATUTORY EXPENDITURES					
Pensions & F. I. C. A.	11,810.68				
Employee Fringe Benefits	3,000.00				
Other Statutory Expenditures					
TOTAL MUNICIPAL FUNCTIONS	346,000.68				
CAPITAL IMPROVEMENTS	9,000.00				
DEBT SERVICE					
Principal Payments					
Interest Payments	300.00				
Other Debt Administration					
DEFERRED CHARGES	30,431.32				
SCHOOL, COUNTY, SPECIAL DISTRICT TAXES	1,673,581.42				
RESERVE FOR UNCOLLECTED TAXES	212,828.00				
TOTAL EXPENDITURES	2,262,141.42				

0516			WOODBINE BORO		PER CAPITA:		PER CENT:		
Population 1960	2,823	Net Valuation Taxable	4,168,786	TAX RATE:	Gross Debt	109.03	Gross Debt	8.94	
Population 1968	3,210	State Equalized Value	4,468,152	General Rate Per \$100.	Net Debt	72.48	Net Debt	5.94	
		Net Valuation on Which County Taxes are apportioned:	4,557,479	Effective Tax Rate	Debt Service	.86	Tax Levy Collected	84.79	
Moody Rating				General Rate	Total Tax Levy	61.84	Tax Levy Cancelled, Abated or Adjusted	.70	
Land Area	8.00 Sq. Miles	State Equalization Ratio	.9330	Municipal Functions	Municipal Functions	43.77			
1968 EXPENDITURES		1968 REVENUES		1968 PROPERTY TAX					
GENERAL GOVERNMENT									
Governing Body & Public Boards		1968 Property Taxes Collected		168,324.49		Local District School Taxes			130,077.63
Municipal Clerk		1968 Payments in Lieu of Taxes				Regional & Consolidated School Taxes			
Financial Administration		Delinquent Tax & Lien Collections		19,446.44		School Taxes in Municipal Budget			
Assessment of Taxes		Business Personalty Replacement Taxes		17,389.00		County Taxes			24,233.08
Collection of Taxes		Taxes from Public Utilities		17,839.50		County Library Taxes			506.07
Planning, Housing & Development		Other Miscellaneous Tax Revenues				Local Municipal Purpose Taxes			41,268.32
Elections		State Aid Revenues		11,037.00		Veteran & Senior Citizen Taxes			9,540.00
General Administration (other)		Federal Aid Revenues				Total Taxes for Rate Computation			205,625.10
JUDICIARY		Sale of Acquired Property				Special District Taxes			
Municipal Courts		Other Miscellaneous Revenues		10,434.24		Bank Stock Taxes			609.05
PUBLIC SAFETY		Total 1968 Revenues		244,470.67		Added and Omitted Taxes			1,821.82
Fire Protection		Prior Years Surplus Appropriated		21,000.00		Total Taxes Levied			198,515.97
Police Protection		TOTAL REVENUES		265,470.67		1968 TAXES COLLECTED			168,324.49
Civil Defense & Disaster Control						1968 Taxes Cancelled, Abated or Adjusted			1,395.72
Environmental Inspection & Control						Transfer To Tax Title Liens			4,254.87
Other Public Safety						Balance Outstanding Dec. 31, 1968			24,540.89
PUBLIC WORKS		1968 REAL PROPERTY VALUATIONS - ASSESSED				PRIOR YEARS TAXES OUTSTANDING			
Streets and Drainage		Code		Class		%		Balance January 1, 1968	22,390.55
Sewers and Sewage Processing		1		Vacant Land		2.85		Collected in 1968	17,880.23
Garbage and Trash Disposal		2		Residential		63.75		Cancelled, Abated or Adjusted (1968)	
Public Buildings and Grounds		3		Farm		8.44		Transfers to Tax Title Liens	
Other Public Works		4a		Commercial		18.26		Balance December 31, 1968	4,510.32
HEALTH and WELFARE		4b		Industrial		6.05		TAX TITLE LIENS OUTSTANDING	
Health Services Except Environmental		4c		Apartments		.65		Balance January 1, 1968	5,880.58
Welfare-Public Assistance		Total Valuation		100.00		3,869,450.00		Transfers From Taxes	4,498.52
Hospitals, Clinics, First Aid		CAPITAL DEBT AUTHORIZED, DECEMBER 31, 1968						Redeemed in 1968	1,566.21
Animal, Insect, & Rodent Control		ISSUED AND UNISSUED		GROSS DEBT		NET DEBT		Cancelled, Abated or Adjusted (1968)	
Other Welfare Services		School		315,000.00		197,678.02		Balance December 31, 1968	8,812.89
RECREATION and CONSERVATION		Self-liquidating		35,000.00		35,000.00		PROPERTY ACQUIRED BY DEED OR FORECLOSURE	
Beaches and Boardwalks		Other		350,000.00		232,678.02		Balance January 1, 1968	59,655.00
Parks, Playgrounds, Shade Trees		Total						Transfers From Liens	
Land Reclamation & Conservation		ISSUED AND OUTSTANDING						Sale for Cash (1968)	
Other Recreational Services		School		315,000.00				Cancelled, Abated or Adjusted (1968)	
EDUCATION (excluding schools)		Self-liquidating		35,000.00				Balance December 31, 1968	59,655.00
Libraries		Other		350,000.00				CURRENT FINANCES DECEMBER 31, 1968	
Other Educational Services		Total						ASSETS	
STATUTORY EXPENDITURES		EQUALIZED VALUATION BASIS		3,910,732.67				Cash on Hand Dec. 31, 1968	58,776.89
Pensions & F. I. C. A.		1968 CAPITAL OUTLAY		22,274.18				Taxes Receivable	29,051.21
Employee Fringe Benefits		Beaches and Boardwalks						Tax Title Liens	8,812.89
Other Statutory Expenditures		Parks and Playgrounds						Foreclosed Property	59,655.00
TOTAL MUNICIPAL FUNCTIONS		Public Buildings and Grounds		22,274.18				Emergencies & Other Deferred Charges	2,500.00
CAPITAL IMPROVEMENTS		Vehicular Equipment						State Aid Receivable	30,370.00
DEBT SERVICE		Streets, Roads, Sidewalks, Storm Sewers						Other Receivables	10.74
Principal Payments		Sewer System						Total	189,176.73
Interest Payments		Water System						LIABILITIES	
Other Debt Administration		Other Utilities						Cash Liabilities	70,216.14
DEFERRED CHARGES		Hospitals and Clinics						Reserves For Receivables	97,529.84
SCHOOL, COUNTY, SPECIAL DISTRICT TAXES		Garbage and Trash Disposal Facilities						Surplus on Hand Dec. 31, 1968	21,430.75
RESERVE FOR UNCOLLECTED TAXES		Health Equipment						Total	189,176.73
TOTAL EXPENDITURES		Library and Education Facilities							
		Conservation and Recreation							
		Other Expenditures							

1225			WOODBRIDGE TWP		PER CAPITA:	PER CENT:
Population 1960	78,846	Net Valuation Taxable	243,852,140	TAX RATE:	Gross Debt	Gross Debt
Population 1968	97,740	State Equalized Value	706,408,285	General Rate Per \$100.	190.03	Net Debt
		Net Valuation on Which County Taxes		Effective Tax Rate	Debt Service	Tax Levy Collected
Moody Rating	BAA	are apportioned:	700,927,114	General Rate	Total Tax Levy	Tax Levy Cancelled, Abated
Land Area	23.20 Sq. Miles	State Equalization Ratio	.3452	Municipal Functions	Municipal Functions	or Adjusted
1968 EXPENDITURES		1968 REVENUES		1968 PROPERTY TAX		
GENERAL GOVERNMENT						
Governing Body & Public Boards	97,110.00	1968 Property Taxes Collected		Local District School Taxes		
Municipal Clerk	38,946.00	1968 Payments in Lieu of Taxes		Regional & Consolidated School Taxes		
Financial Administration	101,158.00	Delinquent Tax & Lien Collections		School Taxes in Municipal Budget		
Assessment of Taxes	349,652.00	Business Personality Replacement Taxes		County Taxes		
Collection of Taxes	70,634.00	Taxes from Public Utilities		County Library Taxes		
Planning, Housing & Development	145,539.00	Other Miscellaneous Tax Revenues		Local Municipal Purpose Taxes		
Elections	20,435.00	State Aid Revenues		Veteran & Senior Citizen Taxes		
General Administration (other)	815,236.00	Federal Aid Revenues		Total Taxes for Rate Computation		
JUDICIARY		Sale of Acquired Property		Special District Taxes		
Municipal Courts	70,171.00	Other Miscellaneous Revenues		Bank Stock Taxes		
PUBLIC SAFETY		Total 1968 Revenues		Added and Omitted Taxes		
Fire Protection		Prior Years Surplus Appropriated		Total Taxes Levied		
Police Protection	1,398,874.00	TOTAL REVENUES		1968 TAXES COLLECTED		
Civil Defense & Disaster Control	11,885.00			1968 Taxes Cancelled, Abated or Adjusted		
Environmental Inspection & Control	103,378.00			Transfer To Tax Title Liens		
Other Public Safety	1,520.00			Balance Outstanding Dec. 31, 1968		
PUBLIC WORKS		1968 REAL PROPERTY VALUATIONS - ASSESSED				
Streets and Drainage	842,283.00					
Sewers and Sewage Processing	388,719.11					
Garbage and Trash Disposal	560,692.00					
Public Buildings and Grounds	95,075.00					
Other Public Works	10,000.00					
HEALTH and WELFARE						
Health Services Except Environmental	252,966.83					
Welfare-Public Assistance	68,725.00					
Hospitals, Clinics, First Aid	40,000.00					
Animal, Insect, & Rodent Control	10,065.00					
Other Welfare Services	9,740.00					
RECREATION and CONSERVATION						
Beaches and Boardwalks						
Parks, Playgrounds, Shade Trees	389,773.00					
Land Reclamation & Conservation						
Other Recreational Services	1,111.00					
EDUCATION (excluding schools)						
Libraries	622,364.00					
Other Educational Services						
STATUTORY EXPENDITURES						
Pensions & F. I. C. A.	478,545.17					
Employee Fringe Benefits	107,700.00					
Other Statutory Expenditures						
TOTAL MUNICIPAL FUNCTIONS	7,111,297.11					
CAPITAL IMPROVEMENTS	125,000.00					
DEBT SERVICE						
Principal Payments	827,000.00					
Interest Payments	616,377.50					
Other Debt Administration						
DEFERRED CHARGES	94,982.62					
SCHOOL, COUNTY, SPECIAL DISTRICT TAXES	16,903,839.26					
RESERVE FOR UNCOLLECTED TAXES	550,000.00					
TOTAL EXPENDITURES	26,228,496.49					

C822		WOODBURY CITY		PER CAPITA:		PER CENT:		
Population 1960	12,453	Net Valuation Taxable	16,322,643	TAX RATE:	Gross Debt	214.79	Gross Debt	5.35
Population 1968	13,650	State Equalized Value	60,431,851	General Rate Per \$100.	Net Debt	54.39	Net Debt	1.35
		Net Valuation on Which County Taxes		Effective Tax Rate	Debt Service	2.77	Tax Levy Collected	96.51
Moody Rating		are apportioned:	57,298,071	General Rate	Total Tax Levy	150.93	Tax Levy Cancelled, Abated	
Land Area	2.13 Sq. Miles	State Equalization Ratio	.2701	Municipal Functions	Municipal Functions	75.70	or Adjusted	
1968 EXPENDITURES		1968 REVENUES		1968 PROPERTY TAX				
GENERAL GOVERNMENT								
Governing Body & Public Boards	500.00	1968 Property Taxes Collected		1,988,559.18		Local District School Taxes		1,186,042.00
Municipal Clerk	10,600.00	1968 Payments in Lieu of Taxes				Regional & Consolidated School Taxes		
Financial Administration	10,700.00	Delinquent Tax & Lien Collections		66,048.94		School Taxes in Municipal Budget		37,725.50
Assessment of Taxes	10,000.00	Business Personalty Replacement Taxes		93,606.00		County Taxes		316,562.90
Collection of Taxes	13,925.00	Taxes from Public Utilities		183,243.93		County Library Taxes		
Planning, Housing & Development	8,800.00	Other Miscellaneous Tax Revenues				Local Municipal Purpose Taxes		499,362.02
Elections	3,050.00	State Aid Revenues		10,039.96		Veteran & Senior Citizen Taxes		67,490.00
General Administration (other)	47,275.00	Federal Aid Revenues				Total Taxes for Rate Computation		2,107,182.42
JUDICIARY		Sale of Acquired Property				Special District Taxes		
Municipal Courts	12,990.00	Other Miscellaneous Revenues		80,724.57		Bank Stock Taxes		13,404.48
PUBLIC SAFETY		Total 1968 Revenues		2,422,222.58		Added and Omitted Taxes		7,180.70
Fire Protection	87,550.00	Prior Years Surplus Appropriated		66,000.00		Total Taxes Levied		2,060,277.60
Police Protection	241,884.00	TOTAL REVENUES		2,488,222.58		1968 TAXES COLLECTED		1,988,559.18
Civil Defense & Disaster Control	5,525.00					1968 Taxes Cancelled, Abated or Adjusted		
Environmental Inspection & Control	10,132.00					Transfer To Tax Title Liens		
Other Public Safety		1968 REAL PROPERTY VALUATIONS - ASSESSED				Balance Outstanding Dec. 31, 1968		73,509.36
PUBLIC WORKS		Code	Class	%				
Streets and Drainage	171,350.00	1	Vacant Land	2.15	313,200.00	PRIOR YEARS TAXES OUTSTANDING		
Sewers and Sewage Processing		2	Residential	63.96	9,764,900.00	Balance January 1, 1968		
Garbage and Trash Disposal	57,000.00	3	Farm			73,274.14		
Public Buildings and Grounds	7,600.00	4a	Commercial	25.94	3,960,250.00	Collected in 1968		
Other Public Works		4b	Industrial	.97	148,500.00	65,356.04		
HEALTH and WELFARE		4c	Apartments	7.07	1,080,100.00	Cancelled, Abated or Adjusted (1968)		
Health Services Except Environmental	7,450.00	Total Valuation		99.99	15,266,950.00	3,239.27		
Welfare-Public Assistance	3,100.00	CAPITAL DEBT AUTHORIZED, DECEMBER 31, 1968				Transfers to Tax Title Liens		
Hospitals, Clinics, First Aid		ISSUED AND UNISSUED				495.09		
Animal, Insect, & Rodent Control	1,600.00	School		2,932,000.00		Balance December 31, 1968		4,183.74
Other Welfare Services		Self-liquidating				TAX TITLE LIENS OUTSTANDING		
RECREATION and CONSERVATION		Other				Balance January 1, 1968		
Beaches and Boardwalks		Total		2,932,000.00		24,808.53		
Parks, Playgrounds, Shade Trees	43,350.00	ISSUED AND OUTSTANDING				Transfers From Taxes		
Land Reclamation & Conservation		School		1,257,000.00		598.21		
Other Recreational Services	2,600.00	Self-liquidating				Redeemed in 1968		
EDUCATION (excluding schools)		Other				692.90		
Libraries	20,700.00	Total		1,257,000.00		Cancelled, Abated or Adjusted (1968)		
Other Educational Services		EQUALIZED VALUATION BASIS		54,736,778.33		2,500.62		
STATUTORY EXPENDITURES		1968 CAPITAL OUTLAY		43,438.38		Balance December 31, 1968		
Pensions & F. I. C. A.	64,300.00	Beaches and Boardwalks				22,213.22		
Employee Fringe Benefits	19,600.00	Parks and Playgrounds		14,650.91		PROPERTY ACQUIRED BY DEED OR FORECLOSURE		
Other Statutory Expenditures		Public Buildings and Grounds		22.50		Balance January 1, 1968		
TOTAL MUNICIPAL FUNCTIONS	861,581.00	Vehicular Equipment		5,735.91		4,305.00		
CAPITAL IMPROVEMENTS	30,000.00	Streets, Roads, Sidewalks, Storm Sewers		23,029.06		Transfers From Liens		
DEBT SERVICE		Sewer System				3,600.00		
Principal Payments	30,000.00	Water System				Sale for Cash (1968)		
Interest Payments	7,825.50	Other Utilities				Cancelled, Abated or Adjusted (1968)		
Other Debt Administration		Hospitals and Clinics				Balance December 31, 1968		
DEFERRED CHARGES	329.67	Garbage and Trash Disposal Facilities				7,905.00		
SCHOOL, COUNTY, SPECIAL DISTRICT TAXES	1,540,330.40	Health Equipment				CURRENT FINANCES DECEMBER 31, 1968		
RESERVE FOR UNCOLLECTED TAXES	103,576.69	Library and Education Facilities				ASSETS		
TOTAL EXPENDITURES	2,573,643.26	Conservation and Recreation				Cash on Hand Dec. 31, 1968		
		Other Expenditures				Taxes Receivable		
						77,693.10		
						Tax Title Liens		
						22,213.22		
						Foreclosed Property		
						7,905.00		
						Emergencies & Other Deferred Charges		
						26,000.00		
						State Aid Receivable		
						27,460.00		
						Other Receivables		
						6,477.17		
						Total		
						809,101.42		
						LIABILITIES		
						Cash Liabilities		
						134,486.03		
						Reserves For Receivables		
						114,288.49		
						Surplus on Hand Dec. 31, 1968		
						560,326.90		
						Total		
						809,101.42		

0823		WOODBURY HEIGHTS BORO		TAX RATE:		PER CAPITA:		PER CENT:		
Population 1960	1,723	Net Valuation Taxable	5,610,971	General Rate Per \$100.	9.22	Gross Debt	352.49	Gross Debt	5.93	
Population 1968	3,010	State Equalized Value	19,020,240	Effective Tax Rate		Net Debt	43.58	Net Debt	.73	
		Net Valuation on Which County Taxes are apportioned:	19,334,236	General Rate	2.71	Debt Service	4.06	Tax Levy Collected	95.43	
Moody Rating		State Equalization Ratio	.2950	Municipal Functions	.96	Total Tax Levy	172.61	Tax Levy Cancelled, Abated or Adjusted		
Land Area	1.18 Sq. Miles					Municipal Functions	61.27			
1968 EXPENDITURES		1968 REVENUES			1968 PROPERTY TAX					
GENERAL GOVERNMENT		1968 Property Taxes Collected			495,873.01		Local District School Taxes			138,067.00
Governing Body & Public Boards		1968 Payments in Lieu of Taxes					Regional & Consolidated School Taxes			223,991.73
Municipal Clerk		Delinquent Tax & Lien Collections			33,961.73		School Taxes in Municipal Budget			
Financial Administration		5,100.00	Business Personalty Replacement Taxes			21,004.50	County Taxes			105,604.61
Assessment of Taxes		4,150.00	Taxes from Public Utilities			46,416.27	County Library Taxes			
Collection of Taxes		3,700.00	Other Miscellaneous Tax Revenues				Local Municipal Purpose Taxes			32,651.84
Planning, Housing & Development		750.00	State Aid Revenues			11,164.00	Veteran & Senior Citizen Taxes			16,770.00
Elections		1,100.00	Federal Aid Revenues				Total Taxes for Rate Computation			517,085.18
General Administration (other)		18,425.00	Sale of Acquired Property				Special District Taxes			
JUDICIARY			Other Miscellaneous Revenues			29,557.71	Bank Stock Taxes			1,442.09
Municipal Courts		2,400.00	Total 1968 Revenues			637,977.22	Added and Omitted Taxes			17,820.09
PUBLIC SAFETY			Prior Years Surplus Appropriated			46,000.00	Total Taxes Levied			519,577.36
Fire Protection		8,943.47	TOTAL REVENUES			683,977.22	1968 TAXES COLLECTED			495,873.01
Police Protection		13,700.00					1968 Taxes Cancelled, Abated or Adjusted			
Civil Defense & Disaster Control		500.00					Transfer To Tax Title Liens			
Environmental Inspection & Control		1,870.00	1968 REAL PROPERTY VALUATIONS - ASSESSED				Balance Outstanding Dec. 31, 1968			23,704.35
Other Public Safety			Code Class %							
PUBLIC WORKS			1 Vacant Land 6.19			340,800.00	PRIOR YEARS TAXES OUTSTANDING			
Streets and Drainage		49,215.43	2 Residential 72.35			3,983,370.00	Balance January 1, 1968			42,510.32
Sewers and Sewage Processing			3 Farm				Collected in 1968			33,011.03
Garbage and Trash Disposal		10,700.00	4a Commercial 10.37			571,075.00	Cancelled, Abated or Adjusted (1968)			377.67
Public Buildings and Grounds		5,800.00	4b Industrial 10.81			594,925.00	Transfers to Tax Title Liens			
Other Public Works			4c Apartments .28			15,625.00	Balance December 31, 1968			9,121.62
HEALTH and WELFARE			Total Valuation 100.00			5,505,795.00				
Health Services Except Environmental		725.00	CAPITAL DEBT AUTHORIZED, DECEMBER 31, 1968				TAX TITLE LIENS OUTSTANDING			
Welfare-Public Assistance		760.00	ISSUED AND UNISSUED				Balance January 1, 1968			1,538.72
Hospitals, Clinics, First Aid			School 873,838.08			18,514.60	Transfers From Taxes			
Animal, Insect, & Rodent Control			Self-liquidating 74,500.00			112,680.00	Redeemed in 1968			950.70
Other Welfare Services			Other 112,680.00			131,194.60	Cancelled, Abated or Adjusted (1968)			
RECREATION and CONSERVATION			Total 1,061,018.08				Balance December 31, 1968			588.02
Beaches and Boardwalks			ISSUED AND OUTSTANDING				PROPERTY ACQUIRED BY DEED OR FORECLOSURE			
Parks, Playgrounds, Shade Trees			School 873,838.08				Balance January 1, 1968			2,229.12
Land Reclamation & Conservation		3,400.00	Self-liquidating 74,500.00			45,000.00	Transfers From Liens			
Other Recreational Services			Other 993,338.08				Sale for Cash (1968)			
EDUCATION (excluding schools)			TOTAL			17,874,395.67	Cancelled, Abated or Adjusted (1968)			
Libraries			EQUALIZED VALUATION BASIS				Balance December 31, 1968			2,229.12
Other Educational Services			1968 CAPITAL OUTLAY			66,630.15	CURRENT FINANCES DECEMBER 31, 1968			
STATUTORY EXPENDITURES			Beaches and Boardwalks				ASSETS			
Pensions & F. I. C. A.		3,100.00	Parks and Playgrounds				Cash on Hand Dec. 31, 1968			201,512.33
Employee Fringe Benefits			Public Buildings and Grounds				Taxes Receivable			32,825.97
Other Statutory Expenditures			Vehicular Equipment			366.40	Tax Title Liens			588.02
TOTAL MUNICIPAL FUNCTIONS		134,338.90	Streets, Roads, Sidewalks, Storm Sewers			57,573.69	Foreclosed Property			2,229.12
CAPITAL IMPROVEMENTS		5,000.00	Sewer System				Emergencies & Other Deferred Charges			5,677.56
DEBT SERVICE			Water System			8,690.06	State Aid Receivable			6,000.00
Principal Payments		12,000.00	Other Utilities				Other Receivables			15,034.69
Interest Payments		240.00	Hospitals and Clinics				Total			263,867.69
Other Debt Administration			Garbage and Trash Disposal Facilities				LIABILITIES			
DEFERRED CHARGES		2,091.64	Health Equipment				Cash Liabilities			25,495.60
SCHOOL, COUNTY, SPECIAL DISTRICT TAXES		467,663.34	Library and Education Facilities				Reserves For Receivables			50,677.80
RESERVE FOR UNCOLLECTED TAXES		30,759.29	Conservation and Recreation				Surplus on Hand Dec. 31, 1968			187,694.29
TOTAL EXPENDITURES		652,093.17	Other Expenditures				Total			263,867.69

0268		WOODCLIFF LAKE BORO				PER CAPITA:		PER CENT:	
Population 1960	2,742	Net Valuation Taxable	48,716,988	TAX RATE:		Gross Debt	651.92	Gross Debt	6.43
Population 1968	4,690	State Equalized Value	55,708,391	General Rate Per \$100.		Net Debt	158.60	Net Debt	1.56
		Net Valuation on Which County Taxes		Effective Tax Rate		Debt Service	1.45	Tax Levy Collected	96.91
Moody Rating		are apportioned:	49,889,290	General Rate		Total Tax Levy	403.83	Tax Levy Cancelled, Abated	
Land Area	3.75 Sq. Miles	State Equalization Ratio	.8745	Municipal Functions		Municipal Functions	114.18	or Adjusted	.09
1968 EXPENDITURES		1968 REVENUES				1968 PROPERTY TAX			
GENERAL GOVERNMENT		1968 Property Taxes Collected				1,835,482.47			
Governing Body & Public Boards		1968 Payments in Lieu of Taxes				607.84			
Municipal Clerk		Delinquent Tax & Lien Collections				23,262.53			
Financial Administration		Business Personalty Replacement Taxes				6,483.00			
Assessment of Taxes		Taxes from Public Utilities				93,435.83			
Collection of Taxes		Other Miscellaneous Tax Revenues				1,421.00			
Planning, Housing & Development		State Aid Revenues							
Elections		Federal Aid Revenues							
General Administration (other)		Sale of Acquired Property							
JUDICIARY		Other Miscellaneous Revenues				52,348.19			
Municipal Courts		Total 1968 Revenues				2,013,040.86			
PUBLIC SAFETY		Prior Years Surplus Appropriated				70,000.00			
Fire Protection		TOTAL REVENUES				2,083,040.86			
Police Protection									
Civil Defense & Disaster Control									
Environmental Inspection & Control									
Other Public Safety									
PUBLIC WORKS		1968 REAL PROPERTY VALUATIONS - ASSESSED							
Streets and Drainage		Code				Class			
Sewers and Sewage Processing		1				Vacant Land			
Garbage and Trash Disposal		2				Residential			
Public Buildings and Grounds		3				Farm			
Other Public Works		4a				Commercial			
HEALTH and WELFARE		4b				Industrial			
Health Services Except Environmental		4c				Apartments			
Welfare-Public Assistance		Total Valuation				100.00			
Hospitals, Clinics, First Aid						2,368,480.00			
Animal, Insect, & Rodent Control						43,291,100.00			
Other Welfare Services						396,800.00			
RECREATION and CONSERVATION						2,248,900.00			
Beaches and Boardwalks						48,305,280.00			
Parks, Playgrounds, Shade Trees									
Land Reclamation & Conservation									
Other Recreational Services									
EDUCATION (excluding schools)									
Libraries									
Other Educational Services									
STATUTORY EXPENDITURES									
Pensions & F. I. C. A.									
Employee Fringe Benefits									
Other Statutory Expenditures									
TOTAL MUNICIPAL FUNCTIONS									
CAPITAL IMPROVEMENTS									
DEBT SERVICE									
Principal Payments									
Interest Payments									
Other Debt Administration									
DEFERRED CHARGES									
SCHOOL, COUNTY, SPECIAL DISTRICT TAXES									
RESERVE FOR UNCOLLECTED TAXES									
TOTAL EXPENDITURES									

0339		WOODLAND TWP				PER CAPITA:		PER CENT:	
Population 1960	1,904	Net Valuation Taxable	5,759,733	TAX RATE:		Gross Debt	101.84	Gross Debt	2.57
Population 1968	2,170	State Equalized Value	10,859,225	General Rate Per \$100.	3.64	Net Debt		Net Debt	
		Net Valuation on Which County Taxes		Effective Tax Rate		Debt Service		Tax Levy Collected	76.38
Moody Rating		are apportioned:	7,549,353	General Rate	1.93	Total Tax Levy	95.30	Tax Levy Cancelled, Abated	
Land Area	95.38 Sq. Miles	State Equalization Ratio	.5304	Municipal Functions	1.09	Municipal Functions	54.74	or Adjusted	.11
1968 EXPENDITURES		1968 REVENUES				1968 PROPERTY TAX			
GENERAL GOVERNMENT		1968 Property Taxes Collected				157,971.90			
Governing Body & Public Boards		1968 Payments in Lieu of Taxes				44,731.81			
Municipal Clerk		Delinquent Tax & Lien Collections				2,266.00			
Financial Administration		Business Personalty Replacement Taxes				14,608.59			
Assessment of Taxes		Taxes from Public Utilities				4,426.00			
Collection of Taxes		Other Miscellaneous Tax Revenues				15,528.37			
Planning, Housing & Development		State Aid Revenues				239,532.67			
Elections		Federal Aid Revenues				15,000.00			
General Administration (other)		Sale of Acquired Property				254,532.67			
JUDICIARY		Other Miscellaneous Revenues							
Municipal Courts		Total 1968 Revenues							
PUBLIC SAFETY		Prior Years Surplus Appropriated							
Fire Protection		TOTAL REVENUES							
Police Protection		1968 REAL PROPERTY VALUATIONS - ASSESSED							
Civil Defense & Disaster Control		Code Class %							
Environmental Inspection & Control		1 Vacant Land 41.02				2,306,760.00			
Other Public Safety		2 Residential 37.28				2,096,650.00			
PUBLIC WORKS		3 Farm 15.76				886,300.00			
Streets and Drainage		4a Commercial 4.05				228,000.00			
Sewers and Sewage Processing		4b Industrial 1.89				106,300.00			
Garbage and Trash Disposal		4c Apartments							
Public Buildings and Grounds		Total Valuation 100.00				5,624,010.00			
Other Public Works		CAPITAL DEBT AUTHORIZED, DECEMBER 31, 1968							
HEALTH and WELFARE		ISSUED AND UNISSUED				GROSS DEBT NET DEBT			
Health Services Except Environmental		School				221,000.00			
Welfare-Public Assistance		Self-liquidating							
Hospitals, Clinics, First Aid		Other							
Animal, Insect, & Rodent Control		Total				221,000.00			
Other Welfare Services		ISSUED AND OUTSTANDING							
RECREATION and CONSERVATION		School				45,000.00			
Beaches and Boardwalks		Self-liquidating							
Parks, Playgrounds, Shade Trees		Other							
Land Reclamation & Conservation		Total				45,000.00			
Other Recreational Services		EQUALIZED VALUATION BASIS				8,592,888.00			
EDUCATION (excluding schools)		1968 CAPITAL OUTLAY							
Libraries		Beaches and Boardwalks							
Other Educational Services		Parks and Playgrounds							
STATUTORY EXPENDITURES		Public Buildings and Grounds							
Pensions & F. I. C. A.		Vehicular Equipment							
Employee Fringe Benefits		Streets, Roads, Sidewalks, Storm Sewers							
Other Statutory Expenditures		Sewer System							
TOTAL MUNICIPAL FUNCTIONS		Water System							
CAPITAL IMPROVEMENTS		Other Utilities							
DEBT SERVICE		Hospitals and Clinics							
Principal Payments		Garbage and Trash Disposal Facilities							
Interest Payments		Health Equipment							
Other Debt Administration		Library and Education Facilities							
DEFERRED CHARGES		Conservation and Recreation							
SCHOOL, COUNTY, SPECIAL DISTRICT TAXES		Other Expenditures							
RESERVE FOR UNCOLLECTED TAXES									
TOTAL EXPENDITURES									

0437		WOODLYNNE BORO				PER CAPITA:		PER CENT:	
Population 1960	3,128	Net Valuation Taxable	4,075,163	TAX RATE:		Gross Debt	29.40	Gross Debt	.97
Population 1968	3,350	State Equalized Value	9,308,275	General Rate Per \$100.		Net Debt	17.46	Net Debt	.58
		Net Valuation on Which County Taxes are apportioned:	9,270,581	Effective Tax Rate		Debt Service	2.09	Tax Levy Collected	94.95
Moody Rating				General Rate		Total Tax Levy	118.12	Tax Levy Cancelled, Abated or Adjusted	
Land Area	.25 Sq. Miles	State Equalization Ratio	.4378	Municipal Functions		Municipal Functions	48.20		
1968 EXPENDITURES		1968 REVENUES		1968 PROPERTY TAX					
GENERAL GOVERNMENT		1968 Property Taxes Collected		375,738.48		Local District School Taxes			
Governing Body & Public Boards		1968 Payments in Lieu of Taxes				Regional & Consolidated School Taxes			
Municipal Clerk		Delinquent Tax & Lien Collections		14,212.83		School Taxes in Municipal Budget			
Financial Administration		2,046.46	Business Personalty Replacement Taxes	3,930.00		County Taxes			
Assessment of Taxes		1,478.50	Taxes from Public Utilities	20,310.88		County Library Taxes			
Collection of Taxes		2,145.30	Other Miscellaneous Tax Revenues			Local Municipal Purpose Taxes			
Planning, Housing & Development			State Aid Revenues	1,255.00		Veteran & Senior Citizen Taxes			
Elections		1,354.92	Federal Aid Revenues			Total Taxes for Rate Computation			
General Administration (other)		13,888.53	Sale of Acquired Property			Special District Taxes			
JUDICIARY			Other Miscellaneous Revenues	6,634.32		Bank Stock Taxes			
Municipal Courts		1,826.57	Total 1968 Revenues	422,081.51		Added and Omitted Taxes			
PUBLIC SAFETY			Prior Years Surplus Appropriated	20,000.00		Total Taxes Levied			
Fire Protection		3,955.01	TOTAL REVENUES	442,081.51		1968 TAXES COLLECTED			
Police Protection		33,591.37				1968 Taxes Cancelled, Abated or Adjusted			
Civil Defense & Disaster Control		188.52				Transfer To Tax Title Liens			
Environmental Inspection & Control						Balance Outstanding Dec. 31, 1968			
Other Public Safety									
PUBLIC WORKS			1968 REAL PROPERTY VALUATIONS - ASSESSED			PRIOR YEARS TAXES OUTSTANDING			
Streets and Drainage		15,368.59	Code Class %	29,850.00		Balance January 1, 1968			
Sewers and Sewage Processing		11,017.44	1 Vacant Land .74	3,472,525.00		Collected in 1968			
Garbage and Trash Disposal		12,166.64	2 Residential 85.65	503,500.00		Cancelled, Abated or Adjusted (1968)			
Public Buildings and Grounds		4,158.45	3 Farm	48,500.00		Transfers to Tax Title Liens			
Other Public Works			4a Commercial 12.42	4,054,375.00		Balance December 31, 1968			
HEALTH and WELFARE			4b Industrial			TAX TITLE LIENS OUTSTANDING			
Health Services Except Environmental		695.22	4c Apartments 1.20			Balance January 1, 1968			
Welfare-Public Assistance		1,150.00	Total Valuation 100.01			Transfers From Taxes			
Hospitals, Clinics, First Aid						Redeemed in 1968			
Animal, Insect, & Rodent Control						Cancelled, Abated or Adjusted (1968)			
Other Welfare Services						Balance December 31, 1968			
RECREATION and CONSERVATION						PROPERTY ACQUIRED BY DEED OR FORECLOSURE			
Beaches and Boardwalks						Balance January 1, 1968			
Parks, Playgrounds, Shade Trees		578.40				Transfers From Liens			
Land Reclamation & Conservation						Sale for Cash (1968)			
Other Recreational Services		339.47				Cancelled, Abated or Adjusted (1968)			
EDUCATION (excluding schools)						Balance December 31, 1968			
Libraries		275.28				CURRENT FINANCES DECEMBER 31, 1968			
Other Educational Services						ASSETS			
STATUTORY EXPENDITURES						Cash on Hand Dec. 31, 1968			
Pensions & F. I. C. A.		6,859.76				Taxes Receivable			
Employee Fringe Benefits		1,557.69				Tax Title Liens			
Other Statutory Expenditures						Foreclosed Property			
TOTAL MUNICIPAL FUNCTIONS		114,642.12				Emergencies & Other Deferred Charges			
CAPITAL IMPROVEMENTS		206.25				State Aid Receivable			
DEBT SERVICE						Other Receivables			
Principal Payments		5,000.00				Total			
Interest Payments		2,013.00				LIABILITIES			
Other Debt Administration						Cash Liabilities			
DEFERRED CHARGES		8,623.33				Reserves For Receivables			
SCHOOL, COUNTY, SPECIAL DISTRICT TAXES		288,013.98				Surplus on Hand Dec. 31, 1968			
RESERVE FOR UNCOLLECTED TAXES		31,014.67				Total			
TOTAL EXPENDITURES		449,513.35							

269		WOOD-RIDGE BORO		PER CAPITA:		PER CENT:		
Population 1960	7,964	Net Valuation Taxable	78,136,458	TAX RATE:	Gross Debt	102.92	Gross Debt	.87
Population 1968	8,560	State Equalized Value	107,997,868	General Rate Per \$100.	Net Debt	31.30	Net Debt	.26
		Net Valuation on Which County Taxes		Effective Tax Rate	Debt Service	5.54	Tax Levy Collected	91.26
Moody Rating		are apportioned:	109,650,720	General Rate	Total Tax Levy	217.78	Tax Levy Cancelled, Abated	
Land Area	1.10 Sq. Miles	State Equalization Ratio	.7235	Municipal Functions	Municipal Functions	122.93	or Adjusted	7.87
1968 EXPENDITURES		1968 REVENUES		1968 PROPERTY TAX				
GENERAL GOVERNMENT								
Governing Body & Public Boards		1968 Property Taxes Collected		1,701,403.38		Local District School Taxes		925,762.88
Municipal Clerk		1968 Payments in Lieu of Taxes		7,702.12		Regional & Consolidated School Taxes		
Financial Administration		Delinquent Tax & Lien Collections		172,317.22		School Taxes in Municipal Budget		
Assessment of Taxes		Business Personality Replacement Taxes		319,843.00		County Taxes		388,226.97
Collection of Taxes		Taxes from Public Utilities		104,441.04		County Library Taxes		
Planning, Housing & Development		Other Miscellaneous Tax Revenues				Local Municipal Purpose Taxes		541,732.45
Elections		State Aid Revenues		4,108.00		Veteran & Senior Citizen Taxes		61,630.00
General Administration (other)		Federal Aid Revenues				Total Taxes for Rate Computation		1,917,352.30
JUDICIARY		Sale of Acquired Property		3,716.32		Special District Taxes		
Municipal Courts		Other Miscellaneous Revenues		28,528.50		Bank Stock Taxes		5,243.50
PUBLIC SAFETY		Total 1968 Revenues		2,342,059.58		Added and Omitted Taxes		3,248.47
Fire Protection		Prior Years Surplus Appropriated		40,000.00		Total Taxes Levied		1,864,214.27
Police Protection		TOTAL REVENUES		2,382,059.58		1968 TAXES COLLECTED		1,701,403.38
Civil Defense & Disaster Control						1968 Taxes Cancelled, Abated or Adjusted		146,889.06
Environmental Inspection & Control						Transfer To Tax Title Liens		24.60
Other Public Safety						Balance Outstanding Dec. 31, 1968		20,701.80
PUBLIC WORKS		1968 REAL PROPERTY VALUATIONS - ASSESSED						
Streets and Drainage		Code		Class				
Sewers and Sewage Processing		1		Vacant Land		1.03		
Garbage and Trash Disposal		2		Residential		53.07		
Public Buildings and Grounds		3		Farm				
Other Public Works		4a		Commercial		4.84		
HEALTH and WELFARE		4b		Industrial		39.51		
Health Services Except Environmental		4c		Apartments		1.54		
Welfare-Public Assistance				Total Valuation		99.99		
Hospitals, Clinics, First Aid								
Animal, Insect, & Rodent Control								
Other Welfare Services								
RECREATION and CONSERVATION								
Beaches and Boardwalks								
Parks, Playgrounds, Shade Trees								
Land Reclamation & Conservation								
Other Recreational Services								
EDUCATION (excluding schools)								
Libraries								
Other Educational Services								
STATUTORY EXPENDITURES								
Pensions & F. I. C. A.								
Employee Fringe Benefits								
Other Statutory Expenditures								
TOTAL MUNICIPAL FUNCTIONS								
CAPITAL IMPROVEMENTS								
DEBT SERVICE								
Principal Payments								
Interest Payments								
Other Debt Administration								
DEFERRED CHARGES								
SCHOOL, COUNTY, SPECIAL DISTRICT TAXES								
RESERVE FOR UNCOLLECTED TAXES								
TOTAL EXPENDITURES								
								</

1715				WOODSTOWN BORO		PER CAPITA:	PER CENT:
Population 1960	2,942	Net Valuation Taxable	4,118,144	TAX RATE:		Gross Debt	Gross Debt
Population 1968	3,450	State Equalized Value	13,344,601	General Rate Per \$100.	10.30	Net Debt	Net Debt
		Net Valuation on Which County Taxes		Effective Tax Rate		Debt Service	Tax Levy Collected
Moody Rating		are apportioned:	13,547,307	General Rate	3.17	Total Tax Levy	Tax Levy Cancelled, Abated
Land Area	1.48 Sq. Miles	State Equalization Ratio	.3086	Municipal Functions	1.41	Municipal Functions	or Adjusted
1968 EXPENDITURES		1968 REVENUES		1968 PROPERTY TAX			
GENERAL GOVERNMENT							
Governing Body & Public Boards		1968 Property Taxes Collected	395,882.21	Local District School Taxes			
Municipal Clerk		1968 Payments in Lieu of Taxes		Regional & Consolidated School Taxes	223,681.90		
Financial Administration		Delinquent Tax & Lien Collections	14,162.14	School Taxes in Municipal Budget			
Assessment of Taxes	2,500.00	Business Personalty Replacement Taxes	11,758.00	County Taxes	98,063.55		
Collection of Taxes	4,400.00	Taxes from Public Utilities	27,428.20	County Library Taxes			
Planning, Housing & Development		Other Miscellaneous Tax Revenues		Local Municipal Purpose Taxes	85,243.37		
Elections		State Aid Revenues	11,305.20	Veteran & Senior Citizen Taxes	16,860.00		
General Administration (other)	23,500.00	Federal Aid Revenues		Total Taxes for Rate Computation	423,848.82		
JUDICIARY		Sale of Acquired Property		Special District Taxes			
Municipal Courts	3,450.00	Other Miscellaneous Revenues	23,666.03	Bank Stock Taxes	4,756.63		
PUBLIC SAFETY		Total 1968 Revenues	484,201.78	Added and Omitted Taxes	704.65		
Fire Protection	9,000.00	Prior Years Surplus Appropriated	23,099.88	Total Taxes Levied	412,450.10		
Police Protection	36,850.00	TOTAL REVENUES	507,301.66	1968 TAXES COLLECTED	395,882.21		
Civil Defense & Disaster Control	100.00			1968 Taxes Cancelled, Abated or Adjusted	1,216.50		
Environmental Inspection & Control	600.00			Transfer To Tax Title Liens	1,274.50		
Other Public Safety		1968 REAL PROPERTY VALUATIONS - ASSESSED		Balance Outstanding Dec. 31, 1968	14,076.89		
PUBLIC WORKS							
Streets and Drainage	29,000.00	Code Class %					
Sewers and Sewage Processing		1 Vacant Land 1.43	57,000.00				
Garbage and Trash Disposal	16,300.00	2 Residential 77.12	3,066,000.00	PRIOR YEARS TAXES OUTSTANDING			
Public Buildings and Grounds		3 Farm .65	25,900.00	Balance January 1, 1968	13,172.92		
Other Public Works		4a Commercial 19.86	789,400.00	Collected in 1968	13,172.92		
HEALTH and WELFARE		4b Industrial		Cancelled, Abated or Adjusted (1968)			
Health Services Except Environmental	400.00	4c Apartments .94	37,500.00	Transfers to Tax Title Liens			
Welfare-Public Assistance	1,350.00	Total Valuation 100.00	3,975,800.00	Balance December 31, 1968			
Hospitals, Clinics, First Aid	400.00						
Animal, Insect, & Rodent Control		CAPITAL DEBT AUTHORIZED, DECEMBER 31, 1968					
Other Welfare Services		ISSUED AND UNISSUED		TAX TITLE LIENS OUTSTANDING			
RECREATION and CONSERVATION		School	385,249.11	Balance January 1, 1968	7,571.36		
Beaches and Boardwalks		Self-liquidating		Transfers From Taxes	1,274.50		
Parks, Playgrounds, Shade Trees	1,300.00	Other		Redeemed in 1968	989.22		
Land Reclamation & Conservation		Total	385,249.11	Cancelled, Abated or Adjusted (1968)			
Other Recreational Services	450.00	ISSUED AND OUTSTANDING		Balance December 31, 1968	7,856.64		
EDUCATION (excluding schools)		School	385,249.11	PROPERTY ACQUIRED BY DEED OR			
Libraries	1,000.00	Self-liquidating		FORECLOSURE			
Other Educational Services		Other		Balance January 1, 1968			
STATUTORY EXPENDITURES		Total	385,249.11	Transfers From Liens			
Pensions & F. I. C. A.	5,231.88	EQUALIZED VALUATION BASIS	12,881,223.00	Sale for Cash (1968)			
Employee Fringe Benefits	1,100.00	1968 CAPITAL OUTLAY		Cancelled, Abated or Adjusted (1968)			
Other Statutory Expenditures		Beaches and Boardwalks		Balance December 31, 1968			
TOTAL MUNICIPAL FUNCTIONS	136,931.88	Parks and Playgrounds		CURRENT FINANCES DECEMBER 31, 1968			
CAPITAL IMPROVEMENTS	7,500.00	Public Buildings and Grounds		ASSETS			
DEBT SERVICE		Vehicular Equipment		Cash on Hand Dec. 31, 1968	164,032.02		
Principal Payments		Streets, Roads, Sidewalks, Storm Sewers		Taxes Receivable	14,076.89		
Interest Payments		Sewer System		Tax Title Liens	7,856.64		
Other Debt Administration		Water System		Foreclosed Property			
DEFERRED CHARGES		Other Utilities		Emergencies & Other Deferred Charges			
SCHOOL, COUNTY, SPECIAL DISTRICT TAXES	321,745.45	Hospitals and Clinics		State Aid Receivable	15,573.95		
RESERVE FOR UNCOLLECTED TAXES	43,962.00	Garbage and Trash Disposal Facilities		Other Receivables	95.06		
TOTAL EXPENDITURES	510,139.33	Health Equipment		Total	201,634.57		
		Library and Education Facilities		LIABILITIES			
		Conservation and Recreation		Cash Liabilities	20,516.17		
		Other Expenditures		Reserves For Receivables	22,028.59		
				Surplus on Hand Dec. 31, 1968	159,089.80		
				Total	201,634.56		

0824		WOOLWICH TWP		PER CAPITA:		PER CENT:				
Population 1960	1,235	Net Valuation Taxable	2,661,053	TAX RATE:		Gross Debt	287.46	Gross Debt	3.31	
Population 1968	1,290	State Equalized Value	11,087,720	General Rate Per \$100.	9.92	Net Debt		Net Debt		
		Net Valuation on Which County Taxes		Effective Tax Rate		Debt Service		Tax Levy Collected	95.83	
Moody Rating		are apportioned:	14,925,713	General Rate	2.38	Total Tax Levy	205.67	Tax Levy Cancelled, Abated		
Land Area	21.45 Sq. Miles	State Equalization Ratio	.2400	Municipal Functions	1.16	Municipal Functions	100.48	or Adjusted		
1968 EXPENDITURES		1968 REVENUES			1968 PROPERTY TAX					
GENERAL GOVERNMENT		1968 Property Taxes Collected			254,275.18	Local District School Taxes			70,089.96	
Governing Body & Public Boards		1968 Payments in Lieu of Taxes				Regional & Consolidated School Taxes			167,741.65	
Municipal Clerk		Delinquent Tax & Lien Collections			9,325.29	School Taxes in Municipal Budget				
Financial Administration		2,375.15	Business Personality Replacement Taxes			40,851.00	County Taxes			82,486.80
Assessment of Taxes		3,630.00	Taxes from Public Utilities			27,221.75	County Library Taxes			
Collection of Taxes		2,630.00	Other Miscellaneous Tax Revenues				Local Municipal Purpose Taxes			
Planning, Housing & Development		500.00	State Aid Revenues			9,471.00	Veteran & Senior Citizen Taxes			3,560.00
Elections		400.00	Federal Aid Revenues				Total Taxes for Rate Computation			263,878.41
General Administration (other)		7,400.00	Sale of Acquired Property				Special District Taxes			
JUDICIARY			Other Miscellaneous Revenues			10,909.52	Bank Stock Taxes			
Municipal Courts		3,750.00	Total 1968 Revenues			352,053.74	Added and Omitted Taxes			5,002.16
PUBLIC SAFETY			Prior Years Surplus Appropriated			58,097.20	Total Taxes Levied			265,320.57
Fire Protection		4,584.60	TOTAL REVENUES			410,150.94	1968 TAXES COLLECTED			254,275.18
Police Protection		14,500.00	1968 REAL PROPERTY VALUATIONS - ASSESSED				1968 Taxes Cancelled, Abated or Adjusted			
Civil Defense & Disaster Control			Code	Class	%	Transfer To Tax Title Liens			278.50	
Environmental Inspection & Control		350.00	1	Vacant Land	.78	Balance Outstanding Dec. 31, 1968			10,766.89	
Other Public Safety			2	Residential	32.41	19,900.00	PRIOR YEARS TAXES OUTSTANDING			
PUBLIC WORKS			3	Farm	27.51	831,200.00	Balance January 1, 1968			9,383.30
Streets and Drainage		23,938.77	4a	Commercial	33.98	705,550.00	Collected in 1968			9,115.29
Sewers and Sewage Processing			4b	Industrial	5.32	871,500.00	Cancelled, Abated or Adjusted (1968)			114.44
Garbage and Trash Disposal		2,500.00	4c	Apartments		136,400.00	Transfers to Tax Title Liens			
Public Buildings and Grounds		4,650.00	Total Valuation			2,564,550.00	Balance December 31, 1968			153.57
Other Public Works			CAPITAL DEBT AUTHORIZED, DECEMBER 31, 1968				TAX TITLE LIENS OUTSTANDING			
HEALTH and WELFARE			ISSUED AND UNISSUED			GROSS DEBT	NET DEBT			
Health Services Except Environmental		325.00	School			370,824.63	Balance January 1, 1968			676.65
Welfare-Public Assistance		1,125.00	Self-liquidating				Transfers From Taxes			278.50
Hospitals, Clinics, First Aid			Other				Redeemed in 1968			210.00
Animal, Insect, & Rodent Control		601.48	Total			370,824.63	Cancelled, Abated or Adjusted (1968)			
Other Welfare Services			ISSUED AND OUTSTANDING				Balance December 31, 1968			745.15
RECREATION and CONSERVATION			School			370,824.63	PROPERTY ACQUIRED BY DEED OR FORECLOSURE			
Beaches and Boardwalks			Self-liquidating				Balance January 1, 1968			
Parks, Playgrounds, Shade Trees			Other				Transfers From Liens			
Land Reclamation & Conservation			Total			370,824.63	Sale for Cash (1968)			
Other Recreational Services			EQUALIZED VALUATION BASIS			11,184,436.33	Cancelled, Abated or Adjusted (1968)			
EDUCATION (excluding schools)			1968 CAPITAL OUTLAY				Balance December 31, 1968			
Libraries			Beaches and Boardwalks				CURRENT FINANCES DECEMBER 31, 1968			
Other Educational Services		30,000.00	Parks and Playgrounds				ASSETS			
STATUTORY EXPENDITURES			Public Buildings and Grounds				Cash on Hand Dec. 31, 1968			90,960.68
Pensions & F. I. C. A.		3,000.00	Vehicular Equipment				Taxes Receivable			10,920.46
Employee Fringe Benefits			Streets, Roads, Sidewalks, Storm Sewers				Tax Title Liens			745.15
Other Statutory Expenditures			Sewer System				Foreclosed Property			
TOTAL MUNICIPAL FUNCTIONS		106,260.00	Water System				Emergencies & Other Deferred Charges			10,000.00
CAPITAL IMPROVEMENTS			Other Utilities				State Aid Receivable			6,277.00
DEBT SERVICE			Hospitals and Clinics				Other Receivables			
Principal Payments			Garbage and Trash Disposal Facilities				Total			118,903.29
Interest Payments			Health Equipment				LIABILITIES			
Other Debt Administration			Library and Education Facilities				Cash Liabilities			30,469.50
DEFERRED CHARGES			Conservation and Recreation				Reserves For Receivables			11,665.61
SCHOOL, COUNTY, SPECIAL DISTRICT TAXES		260,318.41	Other Expenditures				Surplus on Hand Dec. 31, 1968			76,768.18
RESERVE FOR UNCOLLECTED TAXES		23,359.20					Total			118,903.29
TOTAL EXPENDITURES		389,937.61								

0340		WRIGHTSTOWN BORO				PER CAPITA:		PER CENT:	
Population 1960	4,846	Net Valuation Taxable	6,178,664	TAX RATE:		Gross Debt		Gross Debt	
Population 1968	5,530	State Equalized Value	5,954,190	General Rate Per \$100.		Net Debt		Net Debt	
		Net Valuation on Which County Taxes		Effective Tax Rate		Debt Service		Tax Levy Collected	94.70
Moody Rating		are apportioned:	6,494,642	General Rate		Total Tax Levy	18.93	Tax Levy Cancelled, Abated	
Land Area	1.75 Sq. Miles	State Equalization Ratio	1.0377	Municipal Functions		Municipal Functions	16.52	or Adjusted	.02
1968 EXPENDITURES		1968 REVENUES			1968 PROPERTY TAX				
GENERAL GOVERNMENT		1968 Property Taxes Collected			99,145.37	Local District School Taxes			
Governing Body & Public Boards		1968 Payments in Lieu of Taxes				Regional & Consolidated School Taxes			45,431.19
Municipal Clerk		Delinquent Tax & Lien Collections			9,470.52	School Taxes in Municipal Budget			
Financial Administration	2,400.00	Business Personalty Replacement Taxes			10,442.00	County Taxes			34,510.28
Assessment of Taxes	850.00	Taxes from Public Utilities			16,687.76	County Library Taxes			1,751.73
Collection of Taxes	1,250.00	Other Miscellaneous Tax Revenues				Local Municipal Purpose Taxes			21,578.82
Planning, Housing & Development		State Aid Revenues			9,674.00	Veteran & Senior Citizen Taxes			1,960.00
Elections		Federal Aid Revenues				Total Taxes for Rate Computation			105,232.02
General Administration (other)	6,300.00	Sale of Acquired Property				Special District Taxes			
JUDICIARY		Other Miscellaneous Revenues			28,537.02	Bank Stock Taxes			1,421.18
Municipal Courts	4,700.00	Total 1968 Revenues			173,956.67	Added and Omitted Taxes			
PUBLIC SAFETY		Prior Years Surplus Appropriated			6,500.00	Total Taxes Levied			104,693.20
Fire Protection	4,000.00	TOTAL REVENUES			180,456.67	1968 TAXES COLLECTED			99,145.37
Police Protection	15,300.00	1968 REAL PROPERTY VALUATIONS - ASSESSED				1968 Taxes Cancelled, Abated or Adjusted			21.38
Civil Defense & Disaster Control	50.00	Code Class %				Transfer To Tax Title Liens			34.20
Environmental Inspection & Control	550.00	1 Vacant Land 1.83			81,100.00	Balance Outstanding Dec. 31, 1968			5,559.23
Other Public Safety		2 Residential 21.47			950,050.00	PRIOR YEARS TAXES OUTSTANDING			
PUBLIC WORKS		3 Farm .72			31,800.00	Balance January 1, 1968			13,696.71
Streets and Drainage	7,735.00	4a Commercial 57.63			2,549,750.00	Collected in 1968			9,470.52
Sewers and Sewage Processing	2,500.00	4b Industrial 1.42			63,000.00	Cancelled, Abated or Adjusted (1968)			
Garbage and Trash Disposal	7,200.00	4c Apartments 16.92			748,450.00	Transfers to Tax Title Liens			
Public Buildings and Grounds	13,850.00	Total Valuation 99.99			4,424,150.00	Balance December 31, 1968			4,226.19
Other Public Works	1,000.00	CAPITAL DEBT AUTHORIZED, DECEMBER 31, 1968				TAX TITLE LIENS OUTSTANDING			
HEALTH and WELFARE		ISSUED AND UNISSUED GROSS DEBT NET DEBT				Balance January 1, 1968			264.44
Health Services Except Environmental	50.00	School				Transfers From Taxes			34.20
Welfare-Public Assistance	100.00	Self-liquidating				Redeemed in 1968			
Hospitals, Clinics, First Aid		Other				Cancelled, Abated or Adjusted (1968)			
Animal, Insect, & Rodent Control	50.00	Total				Balance December 31, 1968			298.64
Other Welfare Services		ISSUED AND OUTSTANDING				PROPERTY ACQUIRED BY DEED OR FORECLOSURE			
RECREATION and CONSERVATION		School				Balance January 1, 1968			
Beaches and Boardwalks		Self-liquidating				Transfers From Liens			
Parks, Playgrounds, Shade Trees		Other				Sale for Cash (1968)			
Land Reclamation & Conservation		Total				Cancelled, Abated or Adjusted (1968)			
Other Recreational Services		EQUALIZED VALUATION BASIS			5,053,223.33	Balance December 31, 1968			
EDUCATION (excluding schools)		1968 CAPITAL OUTLAY				CURRENT FINANCES DECEMBER 31, 1968			
Libraries		Beaches and Boardwalks				ASSETS			
Other Educational Services		Parks and Playgrounds				Cash on Hand Dec. 31, 1968			83,905.88
STATUTORY EXPENDITURES		Public Buildings and Grounds				Taxes Receivable			9,785.42
Pensions & F. I. C. A.	800.00	Vehicular Equipment				Tax Title Liens			298.64
Employee Fringe Benefits	1,300.00	Streets, Roads, Sidewalks, Storm Sewers				Foreclosed Property			
Other Statutory Expenditures		Sewer System				Emergencies & Other Deferred Charges			2,025.68
TOTAL MUNICIPAL FUNCTIONS	69,985.00	Water System				State Aid Receivable			28,138.00
CAPITAL IMPROVEMENTS	8,900.00	Other Utilities				Other Receivables			424.38
DEBT SERVICE		Hospitals and Clinics				Total			124,578.00
Principal Payments		Garbage and Trash Disposal Facilities				LIABILITIES			
Interest Payments		Health Equipment				Cash Liabilities			55,484.79
Other Debt Administration	858.33	Library and Education Facilities				Reserves For Receivables			10,508.44
DEFERRED CHARGES		Conservation and Recreation				Surplus on Hand Dec. 31, 1968			58,584.77
SCHOOL, COUNTY, SPECIAL DISTRICT TAXES	81,693.20	Other Expenditures				Total			124,578.00
RESERVE FOR UNCOLLECTED TAXES	11,640.00								
TOTAL EXPENDITURES	173,076.53								

0270		WYCKOFF TWP			PER CAPITA:		PER CENT:	
Population 1960	11,205	Net Valuation Taxable	156,225,190	TAX RATE:	Gross Debt	377.66	Gross Debt	3.88
Population 1968	14,940	State Equalized Value	157,946,810	General Rate Per \$100.	Net Debt	9.20	Net Debt	.09
		Net Valuation on Which County Taxes		Effective Tax Rate	Debt Service	3.36	Tax Levy Collected	97.20
Moody Rating		are apportioned:	153,774,088	General Rate	Total Tax Levy	303.71	Tax Levy Cancelled, Abated	
Land Area	7.51 Sq. Miles	State Equalization Ratio	.9891	Municipal Functions	Municipal Functions	91.79	or Adjusted	1.27
1968 EXPENDITURES		1968 REVENUES		1968 PROPERTY TAX				
GENERAL GOVERNMENT		1968 Property Taxes Collected		Local District School Taxes		2,018,409.00		
Governing Body & Public Boards		1968 Payments in Lieu of Taxes		Regional & Consolidated School Taxes		1,295,289.82		
Municipal Clerk		Delinquent Tax & Lien Collections		School Taxes in Municipal Budget				
Financial Administration	13,100.00	Business Personalty Replacement Taxes	69,520.49	County Taxes		544,476.23		
Assessment of Taxes	14,475.00	Taxes from Public Utilities	44,550.00	County Library Taxes				
Collection of Taxes	13,555.00	Other Miscellaneous Tax Revenues	162,437.85	Local Municipal Purpose Taxes		622,788.85		
Planning, Housing & Development	3,950.00	State Aid Revenues	5,108.00	Veteran & Senior Citizen Taxes		100,830.00		
Elections	1,400.00	Federal Aid Revenues		Total Taxes for Rate Computation		4,581,793.90		
General Administration (other)	88,800.50	Sale of Acquired Property		Special District Taxes				
JUDICIARY	5,150.00	Other Miscellaneous Revenues	129,513.40	Bank Stock Taxes		4,913.58		
Municipal Courts		Total 1968 Revenues	4,821,735.16	Added and Omitted Taxes		51,602.19		
PUBLIC SAFETY		Prior Years Surplus Appropriated	380,000.00	Total Taxes Levied		4,537,479.67		
Fire Protection	46,875.00	TOTAL REVENUES	5,201,735.16	1968 TAXES COLLECTED		4,410,605.42		
Police Protection	203,886.00	1968 REAL PROPERTY VALUATIONS - ASSESSED		1968 Taxes Cancelled, Abated or Adjusted		57,922.12		
Civil Defense & Disaster Control	300.00	Code Class %		Transfer to Tax Title Liens		202.86		
Environmental Inspection & Control	7,825.00	1 Vacant Land 3.73		Balance Outstanding Dec. 31, 1968		80,935.96		
Other Public Safety		2 Residential 87.80		PRIOR YEARS TAXES OUTSTANDING				
PUBLIC WORKS		3 Farm .83		Balance January 1, 1968		70,080.84		
Streets and Drainage	222,015.45	4a Commercial 6.18		Collected in 1968		69,378.92		
Sewers and Sewage Processing		4b Industrial 1.40		Cancelled, Abated or Adjusted (1968)		18.19		
Garbage and Trash Disposal		4c Apartments .05		Transfers to Tax Title Liens		70.62		
Public Buildings and Grounds	46,199.50	Total Valuation 99.99		Balance December 31, 1968		613.11		
Other Public Works		CAPITAL DEBT AUTHORIZED, DECEMBER 31, 1968		TAX TITLE LIENS OUTSTANDING				
HEALTH and WELFARE		ISSUED AND UNISSUED		Balance January 1, 1968		2,074.07		
Health Services Except Environmental	15,450.00	GROSS DEBT		Transfers From Taxes		301.33		
Welfare-Public Assistance	460.00	NET DEBT		Redeemed in 1968		141.57		
Hospitals, Clinics, First Aid		197,445.01		Cancelled, Abated or Adjusted (1968)		1,739.75		
Animal, Insect, & Rodent Control		5,642,282.17		Balance December 31, 1968		494.08		
Other Welfare Services		ISSUED AND OUTSTANDING		PROPERTY ACQUIRED BY DEED OR FORECLOSURE				
RECREATION and CONSERVATION		School		Balance January 1, 1968		5,830.00		
Beaches and Boardwalks	5,000.00	Self-liquidating		Transfers From Liens		12,000.00		
Parks, Playgrounds, Shade Trees		Other		Sale for Cash (1968)				
Land Reclamation & Conservation		Total		Cancelled, Abated or Adjusted (1968)		17,830.00		
Other Recreational Services	18,325.00	EQUALIZED VALUATION BASIS		Balance December 31, 1968				
EDUCATION (excluding schools)		145,047,389.00		CURRENT FINANCES DECEMBER 31, 1968				
Libraries	46,868.00	1968 CAPITAL OUTLAY		ASSETS				
Other Educational Services	75,000.00	Beaches and Boardwalks		Cash on Hand Dec. 31, 1968		804,058.62		
STATUTORY EXPENDITURES		Parks and Playgrounds		Taxes Receivable		81,549.07		
Pensions & F. I. C. A.	48,821.55	Public Buildings and Grounds		Tax Title Liens		494.08		
Employee Fringe Benefits	37,500.00	Vehicular Equipment		Foreclosed Property		17,830.00		
Other Statutory Expenditures		Streets, Roads, Sidewalks, Storm Sewers		Emergencies & Other Deferred Charges				
TOTAL MUNICIPAL FUNCTIONS	914,956.00	Sewer System		State Aid Receivable		729.00		
CAPITAL IMPROVEMENTS	42,900.00	Water System		Other Receivables		904,660.77		
DEBT SERVICE		Other Utilities		LIABILITIES				
Principal Payments	50,000.00	Hospitals and Clinics		Cash Liabilities		111,156.43		
Interest Payments	300.00	Garbage and Trash Disposal Facilities		Reserves For Receivables		100,602.15		
Other Debt Administration		Health Equipment		Surplus on Hand Dec. 31, 1968		692,902.19		
DEFERRED CHARGES		Library and Education Facilities		Total		904,660.77		
SCHOOL, COUNTY, SPECIAL DISTRICT TAXES	3,858,175.05	Conservation and Recreation						
RESERVE FOR UNCOLLECTED TAXES	363,272.43	Other Expenditures						
TOTAL EXPENDITURES	5,229,603.48							

TABLE 14: FINANCES OF MUNICIPALLY OPERATED UTILITIES

This table reports the revenues and expenditures of municipally operated utilities in summary since 1963 and in detail for 1968. These operations are independent of the municipality, and are not shown in the municipal data on the preceding pages.

Utility Type Codes: 1-Airport 2-Beach 3-Water 4-Sewer 5-Water & Sewer 6-Harbor 7-Electric 8-Parking 9-Swimming Pool

	TYPE	SURPLUS ANTICIPATED	OPERATING INCOME	FROM PROPERTY TAXES	SURPLUS TO MUNICIPALITY	OPERATING COSTS	DEBT SERVICE	CAPITAL IMPROVEMENTS	TOTAL REVENUE	TOTAL EXPENDITURES
Atlantic City	3	460,560.25	557,014.94		50,000.00	520,812.25	16,484.59	113,641.18	1,017,575.19	700,938.02
Brigantine City	5	607.23	268,685.47	63,036.67		211,661.07	95,418.66	56,000.00	332,329.37	363,079.73
Egg Harbor City	5		75,940.76	5,919.69		54,000.00	27,860.45		81,860.45	81,860.45
Hamilton Twp	3	1,060.00					1,060.00		1,060.00	1,060.00
Hammonton Town	3	28,000.00	116,717.95			73,700.00	18,625.00	26,031.29	144,717.95	118,356.29
Hammonton Town	4	20,000.00	127,046.02			79,212.16	51,862.50	6,455.00	147,046.02	137,529.66
Margate City	3		104,865.88			55,500.00	33,890.75		104,865.88	89,390.75
Pleasantville City	4		222,144.82			114,600.00	92,100.50	5,000.00	222,144.82	211,700.50
Weymouth Twp	3		2,766.74			3,154.03	160.00		2,766.74	3,314.03
Weymouth Twp	4		1,584.00			1,566.01	100.00	100.00	1,584.00	1,766.01
Allendale Boro	3	13,300.00	112,937.33			56,200.00	29,293.86	8,881.14	126,237.33	94,375.00
Cresskill Boro	4	26,063.88	104,833.60		15,000.00	91,557.02	22,294.89	4,250.00	130,897.48	133,101.91
Cresskill Boro	5		73,385.85			31,104.39			73,385.85	31,104.39
East Paterson Boro	3	5,876.34	197,828.38	12,719.63		216,076.00		6,500.00	216,424.35	222,576.00
Emerson Boro	4	61,000.00	157,504.52			104,146.67	50,789.83		218,504.52	194,936.50
Englewood City	4	30,000.00	312,967.47			277,730.34	31,682.11	2,500.00	342,967.47	311,912.45
Fair Lawn Boro	3	60,000.00	494,384.00			432,300.00	41,422.82	47,000.00	554,384.00	520,722.82
Garfield City	3	23,028.35	333,342.13	180,325.78		497,830.67	25,028.32	4,001.00	536,696.26	526,859.99
Hackensack City	8	5,773.50	81,890.95			42,630.00	42,143.50		87,664.45	84,773.50
Hohokus Boro	3		65,694.62			12,700.00		3,626.65	65,694.62	75,060.92
Leonia Boro	5	914.00	40,731.31			24,643.03	15,316.50		41,645.31	39,959.53
Lodi Boro	3	43,500.00	380,666.53		30,000.00	318,600.00	63,810.68	14,000.00	424,166.53	426,410.68
Lyndhurst Twp	3	43,450.00	228,788.71			94,600.00	35,000.00	35,750.00	272,238.71	165,350.00
Mahwah Twp	3		204,960.10			107,601.73	50,670.00	21,000.00	204,960.10	179,271.73
Maywood Boro	4		33,477.54	73,000.01		100,574.99	8,308.00		106,477.55	108,882.99
Maywood Boro	5	7,900.00	62,584.74			45,260.00	12,000.00	15,467.00	70,484.74	72,727.00
Moonachie Boro	4	10,885.25	78,749.02			35,455.00	46,530.25	900.00	89,634.27	82,885.25
North Arlington Boro	3	15,000.00	164,593.70			173,747.70	5,902.30		179,593.70	179,650.00
Oakland Boro	3	22,680.11	271,592.49			176,038.85	72,305.64	14,450.00	294,272.60	262,794.49
Paramus Boro	4	30,827.53	514,560.85			165,829.55	277,340.27		545,388.38	443,169.82
Paramus Boro	9	48,500.00	128,300.00			1,000.00			176,800.00	1,000.00
Park Ridge Boro	3	22,000.00	145,709.68			88,190.00	18,335.38	45,474.62	167,709.68	152,000.00
Park Ridge Boro	7	74,504.00	496,083.21		60,000.00	429,904.00		39,600.00	570,587.21	529,504.00
Ramsey Boro	3	31,873.66	199,357.24			173,775.00	34,048.66	1,000.00	231,230.90	208,823.66
Ramsey Boro	9	3,512.45	56,519.17			35,542.01	26,145.44		60,031.62	62,087.45
Ridgefield Boro	9		70,138.60			57,332.64	15,000.00		70,138.60	72,332.64
Ridgewood Twp	3	500,980.40	1,120,400.73			1,015,209.84	160,270.56	397,500.00	1,621,381.13	1,572,980.40
Ridgewood Twp	8	15,000.00	79,747.80			43,400.00	18,914.51	6,085.49	98,747.80	68,400.00
Ridgewood Twp	5	39,000.00	53,833.75			54,516.00		13,484.00	92,833.75	68,000.00
Saddle Brook Twp	3		199,770.13			168,836.00	27,857.20		199,770.13	196,693.20
Waldwick Boro	3	10,117.29	133,476.60			112,365.00	9,227.29	17,100.00	143,593.89	138,692.29
Wallington Boro	3		95,264.92			52,890.11	30,759.92	2,500.00	95,264.92	86,190.03
Bordentown City	3	6,770.24	151,885.20			118,899.89	26,663.05		158,655.44	145,562.94
Bordentown City	4		118,595.69			88,750.89	40,131.41		118,595.69	128,882.30
Bordentown Twp	4	15,000.00	120,324.49			58,620.00	48,783.36	5,000.00	135,324.49	112,403.36

Utility Type Codes: 1-Airport 2-Beach 3-Water 4-Sewer 5-Water & Sewer 6-Harbor 7-Electric 8-Parking 9-Swimming Pool

- 682 -

Utility Type Codes: 1-Airport 2-Beach 3-Water 4-Sewer 5-Water & Sewer 6-Harbor 7-Electric 8-Parking 9-Swimming Pool

		TYPE	SURPLUS ANTICIPATED	OPERATING INCCME	FROM PROPERTY TAXES	SURPLUS TO MUNICIPALITY	OPERATING COSTS	DEBT SERVICE	CAPITAL IMPROVEMENTS	TOTAL REVENUE	TOTAL EXPENDITURES
	Spotswood Boro	5	13,993.47	205,092.19	33,635.08		150,193.47	55,200.00	10,000.00	252,720.74	255,393.47
	Woodbridge Twp	3		1,863.00	4,000.00		5,863.00			5,863.00	5,863.00
	Allenhurst Boro	5	12,000.00	46,194.97		5,000.00	35,294.46		3,825.80	58,194.97	44,120.26
	Allentown Boro	3	5,500.00	22,132.13			16,159.00	3,338.83	9,000.00	27,632.13	28,497.83
	Allentown Boro	4		34,800.00			3,000.00			34,800.00	3,000.00
	Asbury Park City	2		785,506.91		137,400.00	581,100.00		40,000.00	785,506.91	758,500.00
	Asbury Park City	3	11,000.00	162,055.71		22,398.00	148,151.02	14,797.00	15,593.98	173,055.71	200,940.00
M	Atlantic Highlands Boro	4	11,500.00	143,598.06			85,295.50	25,604.50	28,500.00	155,498.06	139,400.00
O	Atlantic Highlands Boro	6	27,300.00	242,069.49			152,500.00	11,300.00	30,000.00	269,369.49	193,800.00
N	Avon-By-The-Sea Boro	3		34,259.95			30,000.00	2,568.73		34,259.95	32,568.73
M	Belmar Boro	5	15,490.61	207,086.29			158,000.00	14,055.54	8,000.00	222,576.90	180,055.54
O	Brielle Boro	3	8,543.91	62,172.98			35,084.00	24,943.92	3,000.00	70,716.89	63,027.92
U	Englishtown Boro	3	2,700.00	22,419.78			10,100.00	13,173.75		25,119.78	23,273.75
T	Farmingdale Boro	3	1,000.00	37,766.89			24,401.77	10,383.33	2,000.00	38,766.89	36,785.10
H	Freehold Boro	3	86,000.00	316,161.51			232,932.91	66,055.00	30,000.00	402,161.51	328,987.91
	Freehold Twp	3	14,500.00	116,408.07			79,320.00	66,700.00	9,180.00	130,908.07	155,200.00
	Highlands Boro	5	16,550.00	90,000.39			74,800.00	16,700.00	9,200.00	106,550.39	100,700.00
	Keansburg Boro	4	19,000.00	247,731.48		5,500.00	200,071.14	62,666.75	14,000.00	266,731.48	282,237.89
	Keyport Boro	3	599.65	96,884.02			94,304.39	12,495.26		97,883.67	106,799.65
	Manasquan Boro	5	33,539.44	112,221.36			80,564.58	11,939.44	26,405.73	145,760.80	118,909.75
	Matawan Boro	5	3,381.83	263,479.52			164,755.17	73,526.66		266,861.35	238,281.83
	Matawan Twp	3	26,000.00	108,650.37			67,572.00	20,763.75	30,000.00	134,650.37	118,335.75
	Neptune Twp	4	25,019.68	253,668.15	176,163.16		287,468.00	160,919.00	1,000.00	454,850.99	449,387.00
	Neptune City Boro	4		13,493.45	10,335.43		16,544.89	6,785.87	2,000.00	23,828.88	25,330.76
	Oceanport Boro	3		36,980.19			23,624.49		11,300.00	36,980.19	34,924.49
	Red Bank Boro	5	39,375.00	423,513.06			254,525.00	45,500.00	50,000.00	462,888.06	350,025.00
	Roosevelt Boro	5		26,630.39			22,967.50	3,032.50		26,630.39	26,000.00
	Sea Girt Boro	3	21,905.12	55,924.91			37,002.00	5,603.12		77,830.03	46,605.12
	South Belmar Boro	5	535.94	43,654.45			44,250.00			44,190.39	44,250.00
	Spring Lake Boro	3		97,868.87			76,000.00	16,033.26	4,000.00	97,868.87	96,033.26
	Spring Lake Heights Boro	5	30,547.90	152,837.17			64,170.00	111,377.90	5,000.00	183,385.07	180,547.90
	Union Beach Boro	3		91,599.95			79,530.00		10,000.00	91,599.95	89,530.00
	Wall Twp	5	29,400.00	303,143.76			128,800.00	102,000.00	45,600.00	332,543.76	276,400.00
	Boonton Town	3	46,800.40	259,292.87			172,991.00	45,308.17	72,100.00	306,093.27	290,399.17
	Butler Boro	3		246,697.32			155,090.22	83,255.42	19,244.58	246,697.32	257,590.22
	Butler Boro	7	25,000.00	1,266,919.23		92,491.91	963,139.00	13,369.09	140,000.00	1,291,919.23	1,209,000.00
M	Chatham Twp	3	6,600.00	142,501.99			116,150.00	13,900.00	3,000.00	149,101.99	133,050.00
O	Denville Twp	3	22,800.00	196,953.34		27,444.71	144,310.54	21,394.75	46,950.00	219,753.34	240,100.00
R	Denville Twp	4		154,788.94			58,992.18	55,970.00	4,400.00	154,788.94	159,362.18
R	Dover Town	3		317,219.35			173,200.00	55,727.50	40,000.00	317,219.35	268,927.50
I	Dover Town	8		79,825.78			31,640.00	31,576.04	10,000.00	79,825.78	73,616.04
S	East Hanover Twp	3	39,175.00				32,675.00			39,175.00	32,675.00
	Florham Park Boro	3	18,000.00	124,699.85			60,550.00	25,993.75	37,000.00	142,659.85	123,543.75
	Florham Park Boro	9		52,185.00			22,474.39	21,843.85	1,200.00	52,185.00	45,518.24
	Hanover Twp	9	3,628.84	58,141.19			27,508.00	27,420.84		61,770.03	54,928.84

Utility Type Codes: 1-Airport 2-Beach 3-Water 4-Sewer 5-Water & Sewer 6-Harbor 7-Electric 8-Parking 9-Swimming Pool

- 684 -

Utility Type Codes: 1-Airport 2-Beach 3-Water 4-Sewer 5-Water & Sewer 6-Harbor 7-Electric 8-Parking 9-Swimming Pool

	TYPE	SURPLS ANTICIPATED	OPERATING INCOME	FROM PROPERTY TAXES	SURPLUS TC MUNICIPALITY	OPERATING COSTS	DEBT SERVICE	CAPITAL IMPROVEMENTS	TOTAL REVENUE	TOTAL EXPENDITURES
P										
A	Totowa Boro	3	18,856.60	194,518.57	25,000.00	172,552.05	12,840.00		213,375.47	210,392.05
S	Wanaque Boro	3		88,889.81	37,679.00	44,921.00		5,400.00	88,889.81	88,000.00
S	Wanaque Boro	4	14,400.00	29,227.84		35,825.84	7,174.16	5,000.00	43,627.84	48,000.00
A	Wayne Twp	3	111,806.65	691,697.53		504,821.00	207,015.85	50,000.00	803,504.38	761,836.85
I	Wayne Twp	4	26,173.94	1,329,935.58		413,905.06	747,272.78	10,000.00	1,356,113.52	1,171,181.84
C	West Paterson Boro	3		84,332.49		51,078.37	1,032.00	14,500.00	84,332.49	66,610.37
	Elmer Boro	3	1,800.00	16,137.00		6,550.00	6,700.00	1,500.00	17,937.00	14,750.00
S	Pennsville Twp	3		132,039.00	52,518.40	81,001.05	41,607.50	61,763.95	184,557.40	184,372.50
L	Salem City	5		184,248.27		154,941.70	11,875.00	20,000.00	184,248.27	186,816.70
M	Woodstown Boro	3	5,400.00	40,330.73		22,421.22		14,251.85	45,730.73	36,673.07
	Branchburg Twp	4		2,023.59		1,200.00			2,023.59	1,200.00
S	Franklin Twp'	3	41,200.00	282,128.76		188,898.00	60,052.00	29,910.00	323,328.76	278,900.00
O	Green Brook Twp	4	25,552.92	51,770.33		29,650.00	21,902.92		81,323.25	51,552.92
M	Manville Boro	3		132,264.80		79,593.50	33,856.50	11,550.00	132,264.80	125,000.00
E	Peapack-Gladstone Boro	3		47,285.09		27,800.00		50,500.00	47,285.09	78,300.00
R	Peapack-Gladstone Boro	4		173,896.25	16,000.00	22,500.00	167,396.25		189,896.25	189,896.25
	Rocky Hill Boro	3		12,816.43		9,100.00		1,500.00	12,816.43	10,600.00
	Warren Twp	4		37,519.30		33,672.12	5,125.00	17,352.75	37,519.30	56,149.87
	Andover Boro	3	5,750.84	7,431.46		7,735.61	559.00	5,065.67	13,182.30	13,760.28
S	Branchville Boro	3	7,165.71	15,967.50		21,002.66			23,133.21	21,002.66
U	Franklin Boro	5	8,500.00	55,283.39		50,940.00	9,127.50	3,060.00	63,783.39	63,127.50
S	Hamburg Boro	3		32,248.90	7,000.00	11,550.00		37,000.00	32,248.90	55,550.00
S	Newton Town	5	14,332.76	189,145.18		96,926.26	60,406.50	10,000.00	203,477.94	167,332.76
E	Ogdensburg Boro	3		27,154.23		21,427.55	900.00		27,154.23	22,327.55
X	Stanhope Boro	3		32,640.10		24,450.00		7,600.00	32,640.10	32,050.00
	Sussex Boro	5	21,784.84	64,742.93		49,410.36	27,122.96	1,000.00	86,527.77	77,533.32
U	Cranford Twp	9	7,450.00	111,188.84		44,225.00		6,950.60	118,638.84	51,175.60
N	Elizabeth City	3	73,368.00	1,725,956.57		1,116,180.94	153,340.00	129,288.11	1,799,324.57	1,398,809.05
I	Hillside Twp	9	8,400.00	78,259.76		58,400.00	25,000.00		86,659.76	83,400.00
O	Mountainside Boro	9	14,725.00	69,980.00		47,755.42	19,469.58	8,500.00	84,705.00	75,725.00
N	Rahway City	3	44,700.00	583,848.09		480,593.24	13,259.76	55,818.00	628,548.09	549,671.00
	Springfield Twp	5	13,000.00	118,141.01		72,800.00	39,280.00	7,000.00	131,141.01	119,080.00
Wn	Alpha Boro	3	11,860.00	35,514.80		24,000.00	11,500.00	9,000.00	47,374.80	44,500.00
Total 1968		8,782,962.66	82,942,860.26	973,857.90	1,795,392.39	55,875,692.91	18,263,720.28	7,318,105.63	92,699,680.82	83,252,911.21
Total 1967		9,809,987.03	71,973,088.40	1,311,830.30	1,946,277.44	51,583,494.09	16,972,961.19	6,444,645.23	83,094,906.73	76,917,377.95
Total 1966		8,938,243.64	66,200,447.46	1,207,304.22	2,095,782.50	48,076,752.50	14,591,976.43	6,765,434.72	76,345,995.14	71,529,946.15
Total 1965		6,209,720.16	62,128,601.20	1,324,737.22	2,275,962.60	43,443,323.51	12,781,817.67	6,840,121.40	69,663,058.58	65,341,225.24
Total 1964		5,927,632.90	60,860,816.03	1,235,138.18	2,084,930.91	39,894,909.05	12,362,164.46	6,361,437.25	68,023,587.04	60,703,441.67
Total 1963		5,171,644.58	57,492,308.79	1,232,530.91	1,917,735.55	37,825,065.08	12,365,024.14	5,561,450.53	63,896,484.28	57,669,275.30

TABLE 15: STATE EQUALIZED PROPERTY TAX RATES

The state equalized property tax rates on the following pages are calculated by multiplying the general tax rate by the ratio of assessed to true value. Thus the table shows the tax rate that would be applied if the assessment level were 100 per cent. This permits ready comparison of the tax trends of New Jersey municipalities.

The general tax rate does not include taxes levied for special districts, nor does it include annual service fees paid to public authorities. Because of this, it alone is not a valid indicator on which to base comparisons of governmental service levels in the different municipalities. It is, however, valid as an indicator of the minimum magnitude of the tax bill which would be presented to a taxpayer.

TABLE 15
STATE EQUALIZED PROPERTY TAX RATES
ATLANTIC COUNTY

CODE	NAME OF MUNICIPALITY	1960	1963	1964	1965	1966	1967	1968	1969
0101	ABSECON	1.95	2.13	2.29	2.75	2.51	2.97	3.17	3.40
0102	ATLANTIC CITY	3.24	3.55	3.58	3.78	4.05	5.09	4.90	5.05
0103	BRIGANTINE	2.19	2.24	2.37	2.48	2.58	2.57	3.37	3.40
0104	BUENA	2.73	2.80	2.09	2.36	2.51	2.60	3.17	3.32
0105	BUENA VISTA	2.23	1.78	2.58	2.43	2.52	2.78	3.40	3.72
0106	CCREIN CITY	2.49	2.16	3.81	2.47	3.25	3.81	3.90	3.30
0107	EGG HARBOR CITY	4.16	4.01	4.47	5.25	4.41	4.42	5.01	5.68
0108	EGG HARBOR TWP.	2.33	2.06	2.43	2.74	2.18	2.44	2.45	2.33
0109	ESTELL MANOR	2.01	1.43	2.24	4.03	2.14	1.50	2.61	2.23
0110	FOLSOM	1.59	1.35	1.41	2.03	2.24	2.22	3.48	3.41
0111	GALLOWAY	2.57	2.35	2.70	3.12	2.86	2.99	3.41	3.74
0112	HAMILTON	1.76	2.60	2.54	3.10	2.94	2.83	3.18	3.51
0113	HAMMONTON	1.89	2.25	2.37	2.90	3.38	3.53	3.91	3.79
0114	LINWOOD	2.47	2.88	2.91	2.86	2.62	3.07	3.32	3.55
0115	LONGPORT	2.05	2.30	2.44	2.49	2.39	2.32	2.30	2.24
0116	MARGATE CITY	2.09	2.48	2.60	2.76	2.48	2.41	2.64	2.86
0117	MULLICA	2.00	2.50	2.64	2.65	2.54	2.79	3.77	3.67
0118	NORTHFIELD	2.47	2.50	2.64	2.74	2.45	2.70	3.09	3.47
0119	PLEASANTVILLE	3.33	3.61	3.91	4.63	4.13	5.11	5.00	5.05
0120	PORT REPUBLIC	1.83	2.40	2.44	2.12	2.95	2.69	3.31	2.92
0121	SOMERS POINT	2.15	2.46	2.56	2.53	2.43	3.05	3.41	3.42
0122	VENTNOR	2.96	3.03	3.23	3.24	3.41	3.51	3.55	3.54
0123	WEYMOUTH	2.62	3.21	2.30	3.14	2.69	3.18	3.67	3.28

		BERGEN COUNTY							
CODE	NAME OF MUNICIPALITY	1960	1963	1964	1965	1966	1967	1968	1969
0201	ALLENTALE	2.14	2.51	2.50	2.60	2.61	3.06	3.23	3.42
0202	ALPINE	1.20	1.45	1.72	1.69	1.58	1.82	1.85	1.75
0203	BERGENFIELD	2.25	2.63	2.71	2.68	2.78	2.97	3.38	3.62
0204	BOGOTA	2.21	2.35	2.61	2.30	2.23	2.44	3.05	3.18
0205	CARLSTADT	1.38	1.48	1.43	1.22	1.35	1.48	1.58	1.57
0206	CLIFFSIDE PARK	2.12	2.18	2.39	2.29	2.30	2.37	2.77	2.72
0207	CLOSTER	2.31	2.66	2.77	2.73	2.80	2.88	3.16	3.53
0208	CRESSKILL	2.21	2.59	2.80	2.73	2.64	2.71	2.96	2.91

0209	DEMAREST	2.31	2.76	2.69	2.56	2.55	2.62	3.00	3.21
0210	DUMONT	2.31	2.54	2.87	2.81	2.90	2.90	3.38	3.60
0211	EAST PATERSON	2.19	2.08	1.99	2.28	2.13	1.97	2.34	2.42
0212	EAST RUTHERFORD	1.68	1.69	1.70	1.78	2.27	2.07	2.09	1.76
0213	EDGEWATER	3.85	3.03	2.08	2.19	2.65	2.16	2.02	2.18
0214	EMERSON	2.09	2.84	3.22	2.84	3.21	3.22	3.65	3.78
0215	ENGLEWOOD	2.39	2.40	2.73	2.65	2.72	2.77	3.19	3.57
0216	ENGLEWOOD CLIFFS	1.27	1.56	1.64	1.65	1.69	1.44	1.76	1.64
0217	FAIR LAWN	2.44	2.63	2.74	2.58	2.59	2.53	2.87	3.04
0218	FAIRVIEW	2.07	1.91	1.91	1.80	1.79	1.82	2.06	2.14
0219	FORT LEE	1.63	1.65	1.98	1.83	1.47	1.71	1.93	2.05
0220	FRANKLIN LAKES	1.81	2.00	2.13	2.26	2.16	2.10	2.41	2.60
0221	GARFIELD	2.81	2.06	2.23	2.20	2.53	2.19	2.70	2.66
0222	GLEN ROCK	2.90	3.24	3.35	3.41	3.35	3.43	3.64	3.87
0223	HACKENSACK	2.14	2.34	2.48	2.33	2.34	2.36	2.92	2.79
0224	HARRINGTON PARK	2.13	2.49	2.54	2.64	2.57	2.65	3.13	3.29
0225	HASEROUCK HEIGHTS	2.04	2.19	2.20	2.17	2.21	2.37	2.51	2.68
0226	HAWORTH	2.35	2.80	3.13	2.90	2.72	2.74	2.99	3.14
0227	HILLSCALE	2.26	2.90	2.98	2.80	2.83	2.96	3.71	3.83
0228	HOBOKUS	1.79	1.93	2.07	2.09	2.09	2.21	2.34	2.40
0229	LECNIA	2.08	2.48	2.59	2.57	2.62	2.73	3.03	3.32
0230	LITTLE FERRY	2.18	2.01	2.12	1.87	1.95	1.86	2.56	2.61
0231	LCDI	2.66	2.55	2.61	2.49	2.51	2.42	2.75	2.71
0232	LYNDHURST	1.90	1.96	1.91	1.97	1.91	2.00	2.09	2.25
0233	MAHWAH	1.82	1.85	1.97	2.20	1.99	1.75	2.09	2.45
0234	MAYWOOD	2.19	2.51	2.50	2.37	2.45	2.64	2.95	3.26
0235	MIDLAND PARK	2.40	2.63	2.91	2.71	2.78	2.87	3.27	3.46
0236	MONTVALE	2.23	2.67	2.90	2.32	2.40	2.84	3.31	3.13
0237	MCCNACHIE	1.75	1.98	1.94	1.80	1.42	1.39	1.44	1.36
0238	NEW MILFORD	1.88	2.63	2.60	2.79	2.88	2.96	3.22	3.42
0239	NORTH ARLINGTON	2.09	1.89	2.00	1.82	1.94	2.03	2.24	2.72
0240	NORTHALE	1.70	1.95	2.47	2.02	1.93	2.18	2.66	2.94
0241	NEW WOOD	1.78	2.05	2.21	2.15	2.04	2.31	2.42	2.76
0242	OAKLAND	2.27	2.91	3.04	3.07	3.06	3.26	3.93	4.10
0243	OLD TAPPAN	1.99	2.41	2.43	2.40	2.35	2.40	2.75	3.06

0244	GRADELL	1.89	1.99	2.06	2.06	2.13	2.26	2.50	2.76
0245	PALISADES PARK	2.06	2.02	1.93	2.11	2.14	2.38	2.63	2.58
0246	PARAMUS	1.97	2.03	2.06	2.11	2.15	2.15	2.41	2.71
0247	PARK RIDGE	1.99	2.74	2.89	2.90	2.91	3.07	3.28	3.63
0248	RAMSEY	2.13	2.48	2.60	2.61	2.80	3.15	3.57	3.56
0249	RIDGEFIELD	1.42	.74	.72	.63	.60	.69	.70	.84
0250	RIDGEFIELD PARK	2.17	2.59	2.70	2.68	2.80	3.00	3.46	3.61
0251	RIDGEWOOD	2.38	2.96	3.06	3.14	3.25	3.35	3.60	3.77
0252	RIVER EDGE	2.57	2.77	2.73	2.74	2.60	2.66	2.96	3.28
0253	RIVER VALE	2.18	2.73	3.00	2.81	2.66	2.96	3.43	3.82
0254	ROCHELLE PARK	1.72	2.18	2.45	2.19	2.08	2.08	2.20	2.17
0255	ROCKLEIGH	.92	.66	.65	.72	.69	.78	.82	.86
0256	RUTHERFORD	2.15	2.17	2.40	2.38	2.28	2.54	2.67	3.06
0257	SADDLE BROOK	2.11	2.26	2.40	2.41	2.15	2.63	2.84	2.98
0258	SADDLE RIVER	1.26	1.42	1.31	1.48	1.58	1.65	1.69	1.64
0259	SOUTH HACKENSACK	1.79	1.65	1.36	1.42	1.76	1.72	1.94	2.01
0260	TEANECK	2.30	2.60	2.65	2.63	2.68	2.90	3.23	3.63
0261	TENAFLY	2.06	2.45	2.60	2.58	2.50	2.54	2.84	3.02
0262	TETERBORD	.81	.80	.66	.30	.44	.48	.61	.68
0263	UPPER SADDLE RIVER	1.51	1.96	2.11	2.33	2.56	2.63	3.05	3.23
0264	WALDWICK	2.35	2.75	3.03	2.97	3.02	3.29	3.64	3.90
0265	WALLINGTON	2.35	1.96	2.34	2.09	2.01	1.93	2.01	2.03
0266	WASHINGTON	2.34	2.17	2.39	2.50	2.49	2.58	2.97	3.11
0267	WESTWOOD	2.51	2.76	2.84	2.72	2.73	3.01	3.18	3.23
0268	WOODCLIFF LAKE	2.47	2.99	3.06	3.07	3.10	3.25	3.83	3.84
0269	WCCC RIDGE	1.46	1.56	1.65	1.67	1.68	1.73	1.89	1.78
0270	WYCKOFF	2.03	2.47	2.56	2.62	2.53	2.69	3.01	3.29

BURLINGTON COUNTY

CODE	NAME OF MUNICIPALITY	1960	1963	1964	1965	1966	1967	1968	1969
0301	EASS RIVER	2.27	2.92	2.98	2.76	1.48	2.45	3.09	3.01
0302	BEVERLY	2.49	3.06	2.93	2.81	2.55	3.21	3.20	3.90
0303	BORDENTOWN CITY	2.52	2.65	2.78	2.87	3.02	4.26	4.25	3.84
0304	BORDENTOWN TWP.	1.69	1.88	2.19	2.52	2.23	2.66	3.07	3.19
0305	BURLINGTON	1.26	1.56	1.62	1.56	1.55	1.58	1.73	1.92

0306	BURLINGTON TWP.	1.94	2.24	2.38	2.46	2.73	2.05	3.15	3.03
0307	CHESTERFIELD	2.44	1.74	2.03	1.74	2.18	2.85	2.74	3.28
0308	CINNAMINSON	1.91	2.17	2.53	2.52	2.43	2.71	3.25	3.48
0309	DELANCO	2.51	3.40	3.30	3.43	2.91	2.81	4.16	3.39
0310	DELRAN	1.98	2.17	2.56	2.63	2.47	3.13	3.29	3.53
0311	EASTHAMPTON	2.19	2.57	2.75	2.45	2.67	2.90	3.19	3.72
0312	EDGEWATER PARK	1.86	2.64	2.73	2.69	2.60	3.02	3.40	3.89
0313	EVESHAM	1.65	2.08	2.55	2.28	2.18	2.50	2.85	2.95
0314	FIELDSBORO	2.44	2.64	3.08	3.13	1.84	1.74	2.78	2.77
0315	FLORENCE	2.78	1.77	2.41	2.56	2.80	2.61	3.84	3.07
0316	HAINESPORT	2.75	2.72	2.51	2.99	2.72	2.91	3.80	3.87
0317	LUMBERTON	.89	2.88	3.10	2.37	2.71	3.39	3.74	3.52
0318	MANSFIELD	1.53	2.50	1.98	1.77	1.85	2.00	2.47	2.60
0319	MAPLE SHADE	3.70	1.66	2.81	2.90	2.80	3.20	3.47	3.64
0320	MEDFORD	2.64	2.77	2.47	2.43	2.04	2.29	2.87	3.02
0321	MEDFORD LAKES	2.01	1.94	2.87	2.98	2.53	2.76	3.03	3.48
0322	MCCRESTOWN	1.88	2.74	3.10	3.23	3.07	3.20	3.58	3.75
0323	MCINT HCLLY	2.50	2.98	3.51	3.76	3.37	3.67	4.11	4.80
0324	MCINT LAUREL	2.48	3.23	2.44	2.83	2.53	2.72	3.10	3.40
0325	NEW HANOVER	1.60	2.33	.28	.46	.47	.40	.51	.65
0326	NORTH HANOVER	.18	.23	1.84	1.27	1.72	2.09	2.04	2.28
0327	PALMYRA	6.68	1.46	2.92	3.02	2.76	3.31	3.81	3.72
0328	PEMBERTON BORO	1.86	2.87	3.06	3.44	3.12	3.04	3.03	3.42
0329	PEMBERTON TWP	1.74	3.06	1.70	1.56	1.65	1.75	1.86	2.14
0330	RIVERSIDE	2.23	1.66	2.55	2.80	2.68	2.80	3.44	3.37
0331	RIVERTON	1.73	2.32	3.04	3.19	2.94	3.28	3.65	4.05
0332	SHAMONG	1.55	2.95	2.67	2.93	1.96	2.18	2.42	3.19
0333	SOUTHAMPTON	1.47	1.77	2.04	2.31	1.78	2.09	2.31	2.77
0334	SPRINGFIELD	1.55	1.85	2.20	1.24	1.98	2.14	2.35	2.46
0335	TABERNACLE	2.46	1.91	3.17	2.73	2.69	2.88	3.20	3.42
0336	WASHINGTON	2.10	1.96	1.63	1.84	1.67	1.66	1.99	2.02
0337	WESTHAMPTON	5.05	1.22	2.40	3.08	1.98	2.91	3.74	4.28
0338	WILLINGBORO	2.85	2.14	2.97	3.58	2.98	3.55	4.08	3.67
0339	WOODLAND	1.87	3.17	2.80	2.22	1.47	2.61	2.78	3.60
0340	WRIGHTSTOWN	1.60	1.46	1.52	1.14	1.00	1.64	1.75	1.89

CAMDEN

COUNTY

CODE	NAME OF MUNICIPALITY	1960	1963	1964	1965	1966	1967	1968	1969
0401	AUCUBON	2.68	2.54	2.68	2.61	2.58	2.86	3.34	3.48
0402	AUCUBON PARK	6.49	7.30	7.31	7.26	5.43	5.06	7.22	7.14
0403	BARRINGTON	2.45	2.27	2.70	3.11	2.80	2.07	3.57	3.27
0404	BELLMAR	2.41	2.70	2.92	2.88	2.55	2.75	3.58	4.12
0405	BERLIN BORO	2.62	2.41	2.63	2.78	2.59	2.66	3.41	3.17
0406	BERLIN TWP	3.03	2.54	2.99	3.16	2.74	2.91	3.46	4.35
0407	BROOKLAWN	2.38	2.33	2.77	2.90	2.34	2.73	2.91	3.19
0408	CAMDEN	4.01	3.98	4.48	4.79	4.48	4.65	5.69	6.02
0409	CHERRY HILL	2.21	2.66	2.94	2.93	2.83	2.89	3.67	3.88
0410	CHESILHURST	3.20	3.38	3.47	3.53	2.30	3.22	4.43	5.93
0411	CLEMENTON	2.20	3.10	3.21	3.40	3.61	3.60	4.36	4.89
0412	COLLINGSWOOD	2.18	2.27	2.62	3.35	3.08	3.16	3.68	3.78
0413	GIBBSBORO	2.44	2.89	3.13	3.57	2.84	3.18	3.99	4.23
0414	GLoucester CITY	2.67	3.33	3.53	3.77	3.84	3.63	3.85	3.67
0415	GLoucester TWP	2.57	2.69	2.84	3.07	2.82	2.93	3.96	4.03
0416	HADDON	2.32	2.75	3.09	3.35	3.37	3.37	3.74	4.01
0417	HADDONFIELD	2.22	2.59	2.72	2.86	2.97	3.11	3.61	3.57
0418	HADDON HEIGHTS	2.39	2.86	2.93	3.02	3.04	3.20	3.55	3.67
0419	HINELLA	3.76	3.35	3.89	3.21	2.47	2.58	3.23	3.42
0420	LAUREL SPRINGS	2.57	3.34	2.85	2.76	1.84	2.91	3.43	3.67
0421	LAWNSIDE	3.83	3.20	3.23	3.44	2.81	2.85	3.09	3.33
0422	LINDENWOLD	3.28	2.91	3.21	3.50	3.12	3.47	3.93	4.85
0423	MAGNOLIA	3.34	3.38	3.64	3.90	3.28	2.98	3.53	3.81
0424	MERCHANTVILLE	2.38	2.29	2.56	2.92	2.95	2.98	3.34	3.42
0425	MOUNT EPHRAIM	2.45	2.60	2.67	2.69	2.82	3.08	3.42	3.56
0426	OAKLYN	2.57	3.14	2.99	2.99	3.06	3.13	3.59	3.70
0427	PENNSAUKEN	1.98	2.11	2.07	2.31	2.35	2.32	3.08	3.06
0428	PINE HILL	3.13	3.41	3.90	4.76	3.60	4.58	5.39	5.95
0429	PINE VALLEY	1.59	1.79	1.83	1.80	1.91	2.05	2.24	2.55
0430	RUNNEMEDE	2.53	2.78	2.69	2.98	2.70	2.49	3.00	3.14
0431	SEMERDALE	3.11	3.27	3.26	3.34	3.20	3.69	4.23	4.15
0432	STRATFORD	3.13	2.70	2.97	2.94	2.79	3.03	3.56	3.97
0433	TAVISTOCK	1.69	1.58	1.47	1.28	1.29	1.27	1.57	1.44
0434	VOCERHEES	2.30	2.53	2.76	3.16	2.63	2.98	3.46	3.05
0435	WATERFORD	2.80	3.32	3.08	3.12	2.87	3.58	3.99	4.92

0436	WINSLOW	2.80	2.43	2.28	3.06	2.79	2.46	3.50	4.23
0437	WOCCLYNNE	2.59	3.55	3.58	3.85	3.20	3.41	4.55	4.44

CAPE MAY COUNTY

CODE	NAME OF MUNICIPALITY	1960	1963	1964	1965	1966	1967	1968	1969
0501	AVALON	1.79	1.72	1.94	1.86	1.84	1.77	2.26	2.20
0502	CAPE MAY	3.70	3.56	3.53	3.53	3.47	3.52	4.09	4.15
0503	CAPE MAY POINT	2.19	1.94	2.17	2.47	2.50	2.72	2.46	2.64
0504	DENNIS	1.74	2.22	2.67	2.49	1.83	2.06	2.14	2.35
0505	LOWER	1.80	1.66	1.83	2.15	2.13	2.20	2.57	2.78
0506	MIDDLE	2.05	2.20	2.36	2.34	2.17	2.27	2.80	3.19
0507	NORTH WILDWOOD	2.17	2.17	2.18	2.17	2.27	2.16	2.44	2.33
0508	OCEAN CITY	1.65	1.91	2.06	2.08	2.13	2.06	2.51	2.63
0509	SEA ISLE CITY	1.88	2.22	2.12	2.12	2.24	2.33	2.51	2.55
0510	STONE HARBOR	1.43	1.51	1.53	1.56	1.53	1.40	1.53	1.47
0511	UPPER	1.49	1.37	1.00	.92	.71	.81	.89	.87
0512	WEST CAPE MAY	3.26	3.65	3.94	3.79	3.81	3.90	4.46	4.17
0513	WEST WILDWOOD	2.11	2.38	2.63	2.60	2.62	2.65	2.87	2.57
0514	WILDWOOD	2.03	2.04	1.97	2.12	2.17	2.13	2.30	2.69
0515	WILDWOOD CREST	1.63	1.98	1.96	1.98	2.05	2.11	2.40	2.45
0516	WOODBINE	2.83	3.29	4.77	3.70	3.88	4.02	4.97	5.57

CUMBERLAND COUNTY

CODE	NAME OF MUNICIPALITY	1960	1963	1964	1965	1966	1967	1968	1969
0601	BRIDGETON	2.52	3.28	3.49	3.80	3.46	3.54	3.74	4.21
0602	COMMERCIAL	2.62	3.75	3.24	3.90	2.84	3.10	3.44	4.01
0603	DEERFIELD	2.39	2.64	2.56	2.91	2.48	2.25	2.59	2.94
0604	DOWNE	2.46	3.23	2.55	3.07	3.14	2.96	3.00	3.64
0605	FAIRFIELD	1.86	2.17	2.55	3.03	1.80	2.23	2.80	3.05
0606	GREENWICH	1.98	3.10	3.05	3.24	2.62	3.00	3.71	3.69
0607	HOPEWELL	2.11	3.01	2.76	2.51	2.53	2.52	2.85	2.96
0608	LAWRENCE	2.47	2.83	3.25	3.62	2.40	2.96	2.99	3.44
0609	MAURICE RIVER	1.89	2.90	3.79	2.99	2.56	3.27	3.73	4.11
0610	MILLVILLE	2.30	2.96	3.01	3.28	2.97	3.26	3.58	3.31

0611	SHILOH	2.47	3.22	3.42	3.34	2.66	2.72	3.14	3.09
0612	STOW CREEK	2.46	2.98	3.18	3.01	2.83	2.28	2.83	3.08
0613	UPPER DEERFIELD	2.08	2.57	2.61	2.72	2.24	2.56	2.79	3.16
0614	VINELAND	2.13	2.64	2.62	2.92	2.69	2.93	2.97	3.60

ESSEX

COUNTY

CODE	NAME OF MUNICIPALITY	1960	1963	1964	1965	1966	1967	1968	1969
0701	BELLEVILLE	3.08	2.93	3.04	3.21	3.23	3.54	4.05	4.20
0702	BLOOMFIELD	2.93	3.16	3.53	3.56	3.54	3.63	3.96	4.19
0703	CALDWELL	3.24	3.38	3.57	3.72	3.64	3.84	4.36	4.64
0704	CEDAR GROVE	2.07	2.32	3.62	3.56	3.44	3.59	4.09	4.00
0705	EAST ORANGE	2.81	3.90	4.22	4.35	4.46	4.96	5.62	6.16
0706	ESSEX FELS	3.52	4.10	3.10	3.11	3.10	3.19	3.56	3.73
0707	FAIRFIELD	2.95	3.15	2.29	2.32	2.46	2.64	3.14	3.53
0708	GLEN RIDGE	3.07	3.66	3.73	3.89	3.98	4.10	5.00	5.35
0709	IRVINGTON	3.36	3.53	3.45	3.42	3.44	3.92	4.31	4.43
0710	LIVINGSTON	2.80	3.21	3.32	3.41	3.53	3.51	3.99	3.98
0711	MAPLEWOOD	2.90	3.28	3.54	3.53	3.53	3.77	4.20	4.51
0712	MILLBURN	2.06	2.50	2.49	2.52	2.50	2.56	2.98	3.04
0713	MONTCLAIR	3.20	3.67	3.84	3.92	3.93	4.04	4.33	4.90
0714	NEWARK	4.89	5.09	5.63	5.64	5.09	6.55	6.67	7.08
0715	NORTH CALDWELL	2.59	3.33	3.25	3.36	3.62	3.68	4.22	4.50
0716	NUTLEY	2.65	2.62	2.66	2.88	2.82	3.02	3.47	3.55
0717	ORANGE	3.87	4.35	4.28	4.25	4.77	5.21	5.51	6.11
0718	ROSELAND	2.45	2.94	2.99	3.01	3.00	3.23	3.97	3.79
0719	SOUTH ORANGE	2.94	3.29	3.36	3.48	3.53	3.70	4.19	4.49
0720	VERONA	2.71	3.16	3.30	3.28	3.28	3.52	4.14	4.08
0721	WEST CALDWELL	2.97	3.26	3.31	3.45	3.45	3.57	4.02	4.22
0722	WEST ORANGE	2.99	3.50	3.26	3.42	3.51	4.35	4.52	5.07

GLOUCESTER

COUNTY

CODE	NAME OF MUNICIPALITY	1960	1963	1964	1965	1966	1967	1968	1969
0801	CLAYTON	3.47	3.80	3.54	3.92	3.22	3.42	3.98	4.42
0802	DEPTFORD	2.06	2.68	3.22	2.99	2.77	2.91	3.34	4.19
0803	EAST GREENWICH	2.05	1.68	2.91	2.26	1.91	2.33	2.87	3.03
0804	ELK	2.40	2.74	3.24	3.66	2.36	2.48	2.78	3.06
0805	FRANKLIN	2.58	3.26	3.47	3.08	2.65	3.20	3.70	4.06

0806	GLASSBORO	1.97	3.08	3.31	3.70	3.31	3.44	4.05	4.22
0807	GREENWICH	.83	1.77	1.61	1.40	1.24	1.71	2.00	2.36
0808	HARRISON	3.35	2.61	2.55	3.17	2.58	2.27	3.12	3.14
0809	LOGAN	1.87	2.34	2.08	1.70	1.98	1.89	2.34	2.16
0810	MANTUA	3.47	3.11	3.42	3.59	2.71	2.97	3.28	3.83
0811	MONROE	2.28	2.74	3.16	3.02	2.48	2.98	3.35	3.15
0812	NATIONAL PARK	2.21	3.59	3.18	3.25	3.42	3.69	4.38	4.58
0813	NEWFIELD	2.32	2.95	2.88	2.96	2.87	3.16	4.47	4.13
0814	PAULSBORO	3.03	3.13	3.19	3.55	2.89	3.10	3.39	4.20
0815	PITMAN	2.57	3.02	3.20	3.09	2.87	3.46	3.47	3.63
0816	SOUTH HARRISON	1.91	2.07	2.84	2.78	2.45	3.52	4.29	3.56
0817	SWEDESBORO	1.96	2.63	2.96	3.22	2.83	3.73	4.23	4.74
0818	WASHINGTON	1.77	2.47	2.83	3.28	2.74	2.64	3.27	3.40
0819	WENONAH	2.20	2.73	3.48	3.17	2.90	2.99	3.46	3.46
0820	WEST DEPTFORD	1.68	1.44	1.79	2.53	2.23	2.52	2.83	2.85
0821	WESTVILLE	2.35	2.85	2.96	2.94	2.63	2.75	3.55	4.01
0822	WOODBURY	2.02	2.56	2.69	2.80	2.79	3.13	3.64	4.15
0823	WOODBURY HEIGHTS	1.75	2.54	2.83	2.08	1.80	2.30	2.77	2.74
0824	WOOLWICH	1.43	1.47	2.01	2.28	1.50	1.78	1.92	2.72

		HUDSON COUNTY							
CODE	NAME OF MUNICIPALITY	1960	1963	1964	1965	1966	1967	1968	1969
0901	BAYONNE	3.87	3.31	3.33	3.76	3.72	4.08	4.37	4.40
0902	EAST NEWARK	3.19	2.84	3.32	2.76	3.00	2.54	3.36	3.86
0903	GUTTENBERG	4.11	3.53	3.43	3.39	3.25	3.24	3.48	3.39
0904	HARRISON	2.76	3.86	3.26	2.13	2.12	2.14	2.87	2.97
0905	HOBOKEN	7.14	7.34	6.73	9.34	7.97	5.57	6.92	8.37
0906	JERSEY CITY	5.52	5.17	4.92	4.64	4.80	5.17	6.26	5.94
0907	KEARNY	2.99	1.98	1.86	2.24	1.88	2.39	2.85	2.83
0908	NORTH BERGEN	3.83	3.71	3.81	3.79	3.70	3.23	4.41	3.98
0909	SECAUCUS	1.36	1.50	1.69	1.42	2.32	2.44	3.20	2.41
0910	UNION CITY	6.43	6.38	6.12	5.81	5.22	5.67	6.01	6.78
0911	WEEHAWKEN	2.84	3.08	2.89	3.46	3.29	3.16	4.02	4.54
0912	WEST NEW YORK	5.28	4.70	4.80	4.97	5.04	4.80	5.86	6.25

HUNTERDON COUNTY

CODE	NAME OF MUNICIPALITY	1960	1963	1964	1965	1966	1967	1968	1969
1001	ALEXANDRIA	2.34	2.28	2.05	2.40	2.64	3.04	3.22	3.28
1002	BETHLEHEM	1.55	1.85	2.18	2.19	1.99	2.40	2.63	2.78
1003	BLOOMSBURY	2.47	2.47	2.14	2.53	2.19	2.58	3.41	3.33
1004	CALIFON	2.05	2.60	2.38	2.82	4.60	2.00	2.67	3.17
1005	CLINTON TOWN	2.37	2.65	2.46	2.61	6.22	2.75	3.19	3.06
1006	CLINTON TWP.	2.04	1.85	2.02	2.28	2.62	2.49	2.79	3.42
1007	DELAWARE	1.43	1.82	1.82	1.31	3.58	2.32	2.79	3.25
1008	EAST AMWELL	1.63	2.04	1.93	1.99	8.56	2.43	2.66	2.82
1009	FLEMINGTON	2.00	2.46	2.51	2.75	3.87	2.70	3.39	3.65
1010	FRANKLIN	1.93	2.09	1.97	2.04	7.94	2.23	2.51	3.02
1011	FRENCHTOWN	2.71	2.53	2.84	3.75	3.68	3.39	3.71	4.03
1012	GLEN GARDNER	2.52	2.61	2.66	2.58	4.19	2.30	2.82	3.23
1013	HAMPTON	2.24	2.96	2.65	2.65	3.39	3.14	4.55	4.16
1014	HIGH BRIDGE	2.27	2.65	2.65	2.95	5.06	3.28	4.04	4.09
1015	HOLLAND	.31	.68	.77	.68	.83	1.07	1.27	1.49
1016	KINGWOOD	2.11	2.02	2.27	2.04	3.48	2.18	2.62	2.81
1017	LAMBERTVILLE	4.19	3.71	3.49	3.85	6.44	3.78	4.43	4.44
1018	LEBANON BORO.	1.57	2.34	2.32	2.25	4.28	2.39	2.94	3.11
1019	LEBANON TWP.	1.75	2.05	2.07	2.07	6.94	1.97	2.57	2.86
1020	MILFORD	1.62	1.82	1.32	1.60	3.33	2.34	2.98	3.06
1021	RARITAN	1.91	1.87	1.93	1.79	3.16	2.26	2.81	3.08
1022	READINGTON	2.01	2.60	2.04	2.57	3.17	2.80	3.32	3.44
1023	STOCKTON	2.28	2.27	3.44	2.37	3.63	2.48	2.94	2.91
1024	TEWKSBURY	1.80	2.06	1.74	1.94	7.59	2.02	2.53	2.51
1025	UNION	1.81	2.58	1.78	1.74	3.99	2.54	3.02	3.05
1026	WEST AMWELL	1.61	1.83	1.62	1.51	1.88	2.44	2.75	2.51

MERCER COUNTY

CODE	NAME OF MUNICIPALITY	1960	1963	1964	1965	1966	1967	1968	1969
1101	EAST WINDSOR	1.61	2.08	2.60	2.87	2.91	3.09	3.81	4.11
1102	EWING	2.05	2.22	2.42	2.34	2.60	2.68	3.31	3.23
1103	HAMILTON	2.52	2.27	2.53	2.60	2.47	2.69	3.08	3.12
1104	HIGHTSTOWN	2.66	2.67	2.89	3.34	3.79	3.83	4.25	4.61
1105	HOPWELL BORO	2.25	2.49	2.62	2.86	3.15	3.17	3.64	3.77

1106	HOPEWELL TWP	2.20	2.81	2.91	2.79	2.59	2.58	3.01	3.14
1107	LAWRENCE	1.97	2.51	2.73	2.71	2.97	3.18	3.43	3.71
1108	PENNINGTON	2.96	2.89	2.93	3.15	3.12	3.33	3.63	3.97
1109	PRINCETON BORO.	1.78	1.99	2.01	2.04	2.15	2.44	2.66	3.14
1110	PRINCETON TWP.	2.01	2.51	2.56	2.70	2.72	2.88	3.39	2.90
1111	TRENTON	3.50	4.65	4.78	5.13	4.97	5.51	6.31	6.50
1112	WASHINGTON	1.09	1.83	2.07	2.42	2.31	2.70	3.07	3.04
1113	WEST WINDSOR	2.35	1.62	2.19	2.19	2.04	2.37	2.72	2.71

MIDDLESEX COUNTY

CODE	NAME OF MUNICIPALITY	1960	1963	1964	1965	1966	1967	1968	1969
1201	CARTERET	2.74	2.53	2.30	2.62	3.25	3.17	2.99	3.74
1202	CRANBURY	1.94	1.99	1.77	1.98	1.75	2.11	2.61	2.62
1203	DUNELLEN	2.16	2.66	2.83	2.75	2.84	3.02	3.11	3.28
1204	EAST BRUNSWICK	2.44	2.57	2.77	3.16	2.86	3.60	3.37	3.61
1205	EDISON	1.83	2.19	2.33	2.04	2.09	2.16	2.65	2.88
1206	HELMETTA	1.52	1.30	1.53	1.52	1.71	2.17	2.46	3.31
1207	HIGHLAND PARK	2.84	3.24	3.13	3.28	3.16	3.32	3.82	3.68
1208	JAMESTOWN	3.29	2.94	3.13	3.26	2.91	3.07	3.65	3.82
1209	MADISON	1.99	2.63	2.71	2.80	2.90	2.93	3.40	4.49
1210	METUCHEN	2.89	2.95	3.12	3.00	2.87	3.08	3.36	3.62
1211	MIDDLESEX	2.48	2.59	2.71	2.76	2.83	3.17	3.21	3.35
1212	MILLTOWN	1.73	1.87	2.08	2.15	1.98	2.21	2.68	2.86
1213	MCNROE	2.03	2.76	2.54	2.76	2.15	2.07	2.68	2.76
1214	NEW BRUNSWICK	2.32	2.72	2.64	3.04	2.94	3.11	3.49	3.43
1215	NORTH BRUNSWICK	1.38	1.35	1.57	1.68	1.74	1.89	2.14	2.55
1216	PERTH AMBOY	3.35	3.15	3.42	3.64	3.93	4.36	3.71	4.25
1217	PISCATAWAY	2.13	2.52	2.56	2.60	2.68	2.66	3.31	3.45
1218	PLAINSBORO	1.03	1.53	1.46	1.22	1.63	1.62	1.70	1.78
1219	SAYREVILLE	1.40	1.52	1.97	1.77	1.86	1.83	2.25	2.39
1220	SOUTH AMBOY	1.61	1.81	1.57	1.67	1.84	2.18	2.52	2.98
1221	SOUTH BRUNSWICK	2.14	2.16	2.33	2.93	2.76	3.04	3.43	3.46
1222	SOUTH PLAINFIELD	2.43	2.61	2.89	2.95	2.74	3.05	3.21	3.47
1223	SOUTH RIVER	2.27	2.75	2.79	2.96	2.64	2.62	3.13	3.30
1224	SPOTSWOOD	1.67	2.69	2.59	3.01	2.59	2.68	3.53	3.83
1225	WOODBIDGE	2.08	2.17	2.35	2.21	1.98	2.23	2.70	2.69

MONMOUTH COUNTY

CODE	NAME OF MUNICIPALITY	1960	1963	1964	1965	1966	1967	1968	1969
1301	ALLENHURST	2.14	2.41	2.42	2.58	2.47	2.66	2.96	2.92
1302	ALLENTOWN	3.59	3.40	3.82	3.72	3.34	3.56	3.79	3.83
1303	ASBURY PARK	3.73	3.54	3.65	3.74	4.01	4.65	4.88	4.38
1304	ATLANTIC HIGHLANDS	2.60	2.73	2.77	2.68	2.81	3.15	3.47	3.57
1305	AVON BY THE SEA	1.90	2.00	2.05	2.00	2.05	2.07	2.40	2.62
1306	BELMAR	2.08	2.32	2.54	2.65	2.64	2.78	3.28	3.30
1307	BRADLEY BEACH	3.14	3.09	3.21	3.14	2.93	2.93	3.71	4.48
1308	BRIELLE	2.17	2.35	2.33	2.53	2.64	2.74	3.20	3.36
1309	CCLTS NECK	1.61	1.64	1.74	1.56	1.69	2.01	2.28	2.67
1310	DEAL	2.90	3.09	2.98	2.98	2.96	3.09	3.57	3.41
1311	EATONTOWN	2.34	2.27	2.49	2.38	2.20	2.70	2.93	3.07
1312	ENGLISHTOWN	2.20	3.00	3.24	3.79	3.55	3.44	3.98	4.01
1313	FAIR HAVEN	2.81	2.94	3.01	3.20	3.30	3.55	3.81	3.99
1314	FARMINGDALE	2.48	3.12	3.24	3.30	3.20	3.42	3.80	4.40
1315	FREEHOLD BORO.	2.67	3.63	3.10	3.50	3.39	3.61	3.68	4.27
1316	FREEHOLD TWP.	2.62	2.64	2.64	2.81	2.68	2.96	3.37	4.08
1317	HIGHLANDS	3.13	3.41	3.44	3.50	3.47	3.72	4.04	4.66
1318	HOLMDEL	2.02	1.66	2.09	.80	2.00	2.18	2.75	2.67
1319	HOWELL	3.68	2.73	2.97	3.13	2.80	2.73	3.64	3.52
1320	INTERLAKEN	2.52	2.30	2.47	2.49	2.26	2.53	2.88	3.01
1321	KEANSBURG	2.95	3.12	3.14	3.10	3.10	3.78	4.16	4.30
1322	KEYPORT	2.73	2.83	3.45	3.58	3.19	3.51	3.74	4.36
1323	LITTLE SILVER	2.46	2.48	1.97	2.48	2.55	2.65	3.08	3.23
1324	LGCH ARBOUR	5.01	4.21	4.56	4.31	3.80	4.19	4.57	5.31
1325	LONG BRANCH	3.10	3.23	3.44	3.51	3.46	3.84	4.43	4.95
1326	MANALAPAN	2.66	2.67	2.97	2.97	2.73	2.87	3.08	3.35
1327	MANASQUAN	2.09	2.10	2.21	2.28	2.29	2.36	2.52	2.69
1328	MARLBORO	2.91	2.37	2.36	2.77	2.39	2.81	3.45	3.62
1329	MATAWAN BORO.	2.49	3.00	2.84	2.78	2.60	2.77	3.07	3.51
1330	MATAWAN TWP.	2.76	2.81	2.59	2.82	2.81	3.03	3.42	3.61
1331	MIDDLETOWN	2.18	2.62	2.75	2.92	2.74	2.90	3.40	3.46
1332	MILLSTONE	3.87	2.88	3.21	2.72	1.86	2.78	3.14	2.81
1333	MONMOUTH BEACH	2.70	2.79	2.90	3.05	3.30	3.73	4.12	4.38
1334	NEPTUNE TWP.	2.37	2.71	2.93	3.17	3.04	3.34	3.93	4.08
1335	NEPTUNE CITY	2.63	2.61	2.66	2.72	2.90	2.99	3.36	4.02

1336	NEW SHREWSBURY	2.96	3.22	3.32	3.44	3.55	3.70	4.53	4.38
1337	OCEAN	2.72	2.71	2.96	3.53	3.15	2.98	3.44	2.81
1338	OCEANPORT	1.99	2.10	2.34	2.87	3.04	2.71	3.15	2.31
1339	HAZLETT	2.75	2.66	3.16	3.52	3.33	3.67	3.64	3.84
1340	RED BANK	2.35	2.74	2.98	2.92	2.87	3.36	3.74	3.45
1341	ROOSEVELT	3.74	4.44	4.19	4.11	3.71	3.41	4.96	5.00
1342	RUMSON	2.01	2.49	3.21	2.40	2.56	2.72	2.91	3.14
1343	SEA BRIGHT	2.39	2.29	2.36	2.39	2.65	2.20	2.89	3.02
1344	SEA GIRT	1.46	1.59	1.59	1.58	1.49	1.49	1.72	1.80
1345	SHREWSBURY BORO.	2.40	2.43	2.45	2.29	2.71	2.77	3.27	3.35
1346	SHREWSBURY TWP.	7.01	8.99	7.94	8.37	11.86	16.16	16.40	17.00
1347	SOUTH BELMAR	2.25	2.62	2.42	2.86	2.63	2.80	3.44	3.42
1348	SPRING LAKE	1.49	1.48	1.51	1.40	1.41	1.45	1.83	1.73
1349	SPRING LAKE HEIGHTS	2.60	2.97	2.86	2.78	2.98	2.97	3.06	3.13
1350	UNION BEACH	3.23	3.71	3.54	3.60	2.97	3.07	3.10	3.52
1351	UPPER FREEHOLD	1.99	2.28	2.45	1.73	2.09	2.00	2.13	2.38
1352	WALL	2.61	2.61	2.90	2.93	3.04	3.33	3.69	3.75
1353	WEST LONG BRANCH	2.45	3.00	3.02	3.06	2.85	3.11	3.52	3.53

MORRIS COUNTY

CODE	NAME OF MUNICIPALITY	1960	1963	1964	1965	1966	1967	1968	1969
1401	BACHTON TOWN	2.14	2.27	2.39	2.74	2.46	2.74	2.90	2.87
1402	BACHTON TWP.	1.78	1.89	1.94	1.84	1.76	1.90	2.20	2.60
1403	BUTLER	2.18	2.79	2.80	2.81	2.66	2.93	3.10	3.31
1404	CHATHAM BORO.	2.49	2.86	2.93	2.74	2.68	2.92	3.20	3.37
1405	CHATHAM TWP.	2.40	3.07	2.93	2.95	2.68	2.66	3.08	3.18
1406	CHESTER BORO.	2.56	2.52	2.98	3.09	2.57	2.91	3.05	3.51
1407	CHESTER TWP.	2.21	2.61	2.47	2.88	2.62	2.91	3.01	3.34
1408	DENVILLE	2.24	2.45	2.37	2.60	2.72	2.81	3.04	3.17
1409	COVER	2.45	3.00	3.27	3.32	3.17	2.79	2.86	3.03
1410	EAST HANOVER	1.57	1.43	1.61	1.62	1.59	1.36	1.83	2.02
1411	FLORHAM PARK	2.14	2.57	2.57	2.50	2.19	2.50	2.71	3.29
1412	HANOVER	1.97	2.28	2.32	2.28	2.37	2.55	2.89	2.61
1413	HARCING	1.21	1.55	1.55	1.56	1.57	1.60	1.82	1.76
1414	JEFFERSON	2.05	2.83	2.96	3.38	2.96	3.21	3.68	4.21
1415	KINNELON	2.03	2.87	3.18	3.26	2.95	2.99	3.45	3.47

1416	LINCOLN PARK	2.89	3.26	2.76	3.25	3.15	3.61	3.84	3.82
1417	MADISON	2.34	2.95	2.92	3.00	2.82	3.17	3.55	3.58
1418	MENDHAM BORO.	2.49	2.63	2.49	2.67	2.76	3.19	3.74	3.41
1419	MENDHAM TWP.	1.92	2.39	2.61	2.50	2.42	2.72	3.08	3.03
1420	MINE HILL	2.00	2.64	2.58	2.79	2.72	3.34	3.81	4.07
1421	MONTVILLE	2.15	2.26	2.29	2.60	2.48	2.57	2.86	3.03
1422	MORRIS	2.33	2.22	2.10	2.44	2.35	2.64	2.92	3.10
1423	MORRIS PLAINS	2.07	2.03	2.38	2.43	2.34	2.45	2.62	2.66
1424	MORRISTOWN	2.63	3.10	3.17	3.15	2.98	3.16	3.50	3.82
1425	MOUNTAIN LAKES	3.26	3.46	3.59	3.84	3.67	3.61	4.00	4.15
1426	MOUNT ARLINGTON	2.09	2.44	2.48	2.54	2.62	2.89	3.10	3.38
1427	MOUNT OLIVE	2.42	2.74	2.58	2.66	2.38	2.64	2.97	3.87
1428	NETCONG	2.08	2.27	2.28	2.36	2.32	2.50	2.75	2.68
1429	PARSIPPANY-TROY HILLS	2.27	2.64	2.43	2.39	2.21	2.61	3.03	3.12
1430	PASSAIC	2.41	2.74	2.97	3.26	2.69	3.03	3.40	3.97
1431	PEQUANNOCK	2.33	2.72	2.69	2.56	2.55	2.94	3.19	3.46
1432	RANCOLPH	2.22	3.15	2.83	2.73	3.11	3.09	3.94	3.92
1433	RIVERDALE	1.67	2.44	2.26	2.32	2.49	2.62	2.76	2.96
1434	ROCKAWAY BORO.	2.48	2.73	2.59	2.81	2.36	2.91	3.01	3.31
1435	ROCKAWAY TWP.	1.95	2.29	2.41	2.57	2.85	2.92	3.35	3.63
1436	ROXBURY	2.03	2.60	2.82	2.48	2.43	2.73	3.37	3.80
1437	VICTORY GARDENS	4.24	4.23	4.21	3.89	3.58	4.64	4.55	4.63
1438	WASHINGTON	2.16	2.06	2.38	2.93	3.08	3.08	3.33	3.77
1439	WHARTON	2.48	2.83	2.86	3.33	3.55	3.47	3.37	3.51

		OCEAN		COUNTY					
CODE	NAME OF MUNICIPALITY	1960	1963	1964	1965	1966	1967	1968	1969
1501	BARNEGAT LIGHT	1.87	2.10	1.97	1.95	2.04	1.89	2.05	2.08
1502	BAY HEAD	.99	1.60	1.56	1.52	1.70	1.92	1.99	1.95
1503	BEACH HAVEN	1.80	1.98	2.27	2.14	2.22	2.19	2.39	2.36
1504	BEACHWOOD	1.65	1.93	2.39	2.61	2.66	2.86	2.97	3.08
1505	BERKELEY	2.76	3.17	3.11	3.44	3.34	3.20	3.45	3.19
1506	BRICK	1.87	2.31	2.58	2.69	2.60	2.75	3.08	3.26
1507	DOVER	1.59	2.00	2.26	2.42	2.32	2.41	2.76	2.95
1508	EAGLESWOOD	1.76	2.27	2.37	2.49	2.25	3.00	3.06	3.70
1509	HARVEY CEDARS	1.63	2.21	2.43	2.32	2.34	2.18	2.35	2.34
1510	ISLAND HEIGHTS	3.29	3.21	3.58	3.22	3.47	3.89	4.53	4.41

1511	JACKSON	2.60	2.61	3.38	3.21	2.42	3.31	4.05	4.56
1512	LACEY	1.52	1.68	1.89	1.81	1.84	1.81	1.64	1.68
1513	LAKEHURST	2.32	2.76	3.14	3.32	2.56	2.71	3.10	3.39
1514	LAKEWOOD	2.74	3.08	3.45	3.56	3.38	3.42	3.78	4.06
1515	LAVALLETTE	1.31	1.51	1.74	1.66	1.67	1.71	1.86	1.83
1516	LITTLE EGG HARBOR	1.67	1.82	1.72	1.73	1.54	1.43	1.56	1.79
1517	LONG BEACH	1.44	1.83	1.98	1.87	1.81	1.73	1.95	1.95
1518	MANCHESTER	2.89	2.18	2.20	2.55	2.43	2.39	2.37	2.36
1519	MANTOLOKING	.82	.97	.96	1.03	1.05	.97	1.14	1.21
1520	OCEAN	1.68	1.87	1.90	1.75	1.81	1.94	1.99	1.97
1521	OCEAN GATE	2.33	2.92	2.96	2.87	2.59	2.89	3.25	3.54
1522	PINE BEACH	1.75	1.82	2.26	2.43	2.45	2.41	2.64	2.73
1523	PLUMSTED	1.75	1.61	2.06	2.72	2.28	2.05	2.85	3.30
1524	POINT PLEASANT	2.02	2.55	2.91	2.92	2.84	3.05	3.22	3.06
1525	POINT PLEASANT BEACH	1.70	1.93	2.32	2.35	2.51	2.39	2.77	2.92
1526	SEASIDE HEIGHTS	1.61	1.59	1.60	1.58	1.58	1.54	1.85	1.97
1527	SEASIDE PARK	1.74	2.03	2.13	2.02	2.05	2.02	2.22	2.24
1528	SHIP BOTTOM	1.57	2.19	2.14	2.44	2.24	2.17	2.40	2.39
1529	SOUTH TOMS RIVER	1.27	1.62	2.15	2.21	2.16	2.44	2.53	2.72
1530	STAFFORD	2.18	2.24	2.16	1.93	1.99	2.05	2.52	2.68
1531	SURF CITY	1.61	1.91	1.98	1.98	2.03	1.86	2.03	2.10
1532	TUCKERTON	2.03	2.41	2.54	2.76	2.61	2.98	3.38	3.35
1533	UNION	2.55	3.16	3.20	3.04	2.32	2.80	3.19	3.16

PASSAIC

CCLNTY

CODE	NAME OF MUNICIPALITY	1960	1963	1964	1965	1966	1967	1968	1969
1601	BLOOMINGDALE	1.93	2.57	2.71	2.88	2.81	3.28	3.71	3.74
1602	CLIFTON	2.06	1.96	2.06	1.86	1.83	1.97	2.20	2.27
1603	HALEDON	2.09	2.15	2.03	1.98	2.00	2.20	2.39	2.63
1604	HAWTHORNE	2.09	2.13	2.20	2.35	2.34	2.21	2.55	2.51
1605	LITTLE FALLS	2.28	2.14	2.24	2.28	2.24	2.28	2.50	2.73
1606	NORTH HALEDON	2.32	2.51	2.47	2.59	2.55	2.66	2.98	2.92
1607	PASSAIC	3.23	3.82	3.39	3.08	3.49	3.54	3.91	4.00
1608	PATERSGN	3.80	3.56	3.71	3.74	3.70	4.40	4.69	4.61
1609	PCMPTON LAKES	2.46	2.62	2.88	2.74	2.78	2.95	3.38	3.69
1610	PROSPECT PARK	2.06	1.97	2.16	2.13	2.12	2.30	2.57	2.64

1611	RINGWOOD	2.13	2.52	2.66	2.72	2.33	2.36	2.85	3.12
1612	TOTOWA	2.14	2.21	2.14	2.17	1.53	2.19	2.47	2.38
1613	WANAQUE	2.67	2.73	2.90	2.69	2.55	2.63	3.24	3.25
1614	WAYNE	2.04	2.00	2.10	2.31	2.28	2.35	2.73	2.80
1615	WEST MILFORD	2.06	2.24	2.65	2.49	2.57	2.62	3.08	3.29
1616	WEST PATERSON	2.10	2.38	2.42	2.26	2.27	2.39	2.72	2.78

		SALEM		COUNTY					
CODE	NAME OF MUNICIPALITY	1960	1963	1964	1965	1966	1967	1968	1969
1701	ALLOWAY	2.12	3.07	2.43	2.50	2.02	2.04	2.24	2.88
1702	ELMER	2.97	3.70	3.39	3.12	2.37	3.36	3.25	3.55
1703	ELSINBORO	2.58	2.50	2.34	4.77	2.41	2.55	2.77	3.30
1704	LOWER ALLOWAYS CREEK	2.64	3.30	3.09	2.77	2.29	2.52	2.80	3.08
1705	MANNINGTON	2.03	2.46	2.44	2.43	1.60	2.44	2.53	3.19
1706	CLDMANS	2.75	1.67	2.13	1.65	2.50	3.14	2.99	3.21
1707	PENNS GROVE	3.44	2.94	3.58	3.45	3.04	3.36	3.45	4.13
1708	PENNSVILLE	1.68	1.68	1.06	1.28	1.43	3.34	1.77	3.78
1709	PILESGROVE	2.36	2.34	2.66	2.14	2.02	2.12	2.49	3.12
1710	PITTSBORO	2.29	2.57	2.87	2.86	2.44	2.56	2.74	3.48
1711	QUINTON	3.16	2.68	3.00	2.92	2.22	2.51	2.50	3.04
1712	SALEM	3.06	3.87	4.08	4.17	4.20	3.75	4.28	3.89
1713	UPPER PENNS NECK	2.59	2.83	3.08	2.78	2.71	3.14	3.17	4.04
1714	UPPER PITTSBORO	2.01	2.49	2.59	3.20	2.42	2.65	2.72	3.03
1715	WOODSTOWN	2.57	3.00	3.35	3.09	2.57	2.98	3.14	3.68

		SOMERSET		COUNTY					
CODE	NAME OF MUNICIPALITY	1960	1963	1964	1965	1966	1967	1968	1969
1801	BEDMINSTER	1.26	1.76	1.62	1.63	1.36	1.48	1.89	1.86
1802	BERNARDS	2.19	2.57	2.71	2.94	2.77	2.89	3.36	3.59
1803	BERNARDSVILLE	1.80	2.17	2.10	2.13	2.19	2.25	2.58	2.67
1804	BOUND BROOK	2.71	3.12	3.16	3.25	2.92	3.18	3.48	3.44
1805	BRANCBURG	2.03	2.05	2.39	2.52	2.22	2.46	2.81	2.75
1806	BRIDGEWATER	1.35	1.90	1.99	1.91	1.90	2.27	2.92	2.99
1807	FAR HILLS	1.29	1.58	1.90	1.56	1.55	1.59	1.77	1.81
1808	FRANKLIN	2.11	2.55	2.70	2.58	2.55	2.81	3.64	3.44
1809	GREEN BROOK	2.40	2.39	2.37	2.32	2.07	2.71	3.17	3.23
1810	HILLSBOROUGH	1.54	1.96	2.10	2.24	1.91	2.67	2.95	2.90

1811	MANVILLE	2.13	2.38	2.27	2.20	2.26	2.44	2.71	2.93
1812	MILLSTONE	2.21	2.50	2.61	2.95	2.63	2.62	2.76	2.93
1813	MCNTGOMERY	1.35	1.65	1.97	2.01	1.86	2.07	2.50	2.55
1814	NORTH PLAINFIELD	2.60	2.96	2.89	2.79	2.66	2.79	3.14	3.46
1815	PEAPACK GLADSTONE	1.95	2.21	2.23	2.25	2.11	1.92	2.44	2.44
1816	RARITAN	2.32	2.60	2.72	2.62	2.49	2.88	3.19	3.23
1817	ROCKY HILL	1.24	1.99	2.47	2.15	1.91	2.54	3.25	3.51
1818	SCMERVILLE	2.54	2.91	2.77	2.66	2.67	2.88	3.35	3.74
1819	SOUTH BOUND BROOK	2.36	2.98	3.13	3.26	3.06	3.54	3.76	3.81
1820	WARREN	2.01	2.53	2.46	2.41	2.41	2.71	3.04	3.18
1821	WATCHUNG	1.77	1.96	1.95	2.10	2.02	2.08	2.35	2.43

SUSSEX COUNTY

CODE	NAME OF MUNICIPALITY	1960	1963	1964	1965	1966	1967	1968	1969
1901	ANDOVER BORO	3.34	3.04	2.29	2.38	2.30	2.67	3.48	3.73
1902	ANDOVER TWP	2.72	2.96	2.63	2.63	2.56	3.05	3.53	4.29
1903	BRANCHVILLE	2.08	2.34	2.43	2.59	2.42	2.88	3.58	3.64
1904	BYRAM	2.10	2.33	2.73	2.43	2.23	2.63	3.39	3.23
1905	FRANKFORD	2.68	2.67	2.82	3.07	2.64	2.27	2.76	2.80
1906	FRANKLIN	2.84	4.65	4.90	3.90	3.10	3.82	3.92	3.92
1907	FREDON	1.83	2.01	2.18	2.24	2.11	2.35	2.98	3.38
1908	GREEN	2.40	2.74	2.48	2.66	2.25	2.64	3.10	3.31
1909	HAMBURG	3.21	3.70	4.19	3.05	2.77	3.13	3.15	3.26
1910	HAMPTON	1.84	1.75	2.29	1.96	2.64	2.60	2.86	2.67
1911	HARDYSTON	2.09	2.39	2.38	2.65	2.33	2.55	2.96	3.22
1912	HOPATCONG	1.85	2.14	2.46	2.71	2.57	3.13	3.24	4.52
1913	LAFAYETTE	3.62	3.41	2.76	2.46	2.97	2.27	2.88	3.14
1914	MONTAGUE	1.22	1.68	1.41	2.29	1.74	1.53	1.81	1.73
1915	NEWTON	2.53	3.09	3.31	3.31	3.21	3.42	3.61	4.20
1916	CGDENSBURG	2.01	2.58	3.03	2.15	1.89	4.05	4.33	4.51
1917	SANDYSTON	2.28	2.14	1.78	1.70	1.62	1.55	1.92	2.28
1918	SPARTA	2.39	2.59	2.67	3.02	2.99	3.11	3.54	4.15
1919	STANHOPE	2.66	2.99	3.31	2.99	2.89	3.52	3.78	4.47
1920	STILLWATER	1.74	1.93	1.95	1.74	1.98	1.97	2.20	2.53

1921	SUSSEX	2.77	3.70	3.37	3.73	3.85	4.63	4.60	5.13
1922	VERNON	1.78	1.61	1.60	1.72	1.90	1.97	2.20	2.64
1923	WALPACK	2.34	1.63	1.92	1.86	1.53	1.79	1.82	2.08
1924	WANTAGE	1.72	2.40	2.00	2.03	2.38	2.71	2.79	2.70

		UNION		COUNTY					
CODE	NAME OF MUNICIPALITY	1960	1963	1964	1965	1966	1967	1968	1969
2001	BERKELEY HEIGHTS	2.06	2.26	2.68	2.70	2.46	2.20	2.69	2.59
2002	CLARK	1.77	2.22	2.00	2.28	2.10	2.43	2.61	2.97
2003	CRANFORD	2.24	2.74	2.84	2.85	2.46	2.68	2.93	3.04
2004	ELIZABETH	2.94	3.12	2.98	2.85	2.77	3.12	3.37	3.70
2005	FANWOOD	2.47	2.70	2.91	3.06	2.97	3.19	3.74	4.16
2006	GARWOOD	2.36	2.74	2.18	2.51	2.32	2.34	2.80	2.84
2007	HILLSIDE	2.07	2.17	2.50	2.39	2.28	2.48	2.76	3.08
2008	KENILWORTH	1.84	1.87	2.06	1.93	1.88	1.86	2.17	2.21
2009	LINDEN	1.44	1.59	1.68	1.56	1.43	1.49	1.64	1.92
2010	MOUNTAIN SIDE	2.05	2.31	2.31	2.39	2.23	2.20	2.53	2.76
2011	NEW PROVIDENCE	2.48	2.45	2.39	2.84	2.93	3.12	3.40	3.41
2012	PLAINFIELD	3.10	3.39	3.38	3.38	3.32	3.81	4.43	4.14
2013	RAHWAY	2.63	2.83	2.90	2.84	2.71	2.80	3.19	3.34
2014	ROSELLE	2.55	2.61	2.63	2.55	2.55	2.64	2.83	2.92
2015	ROSELLE PARK	2.18	2.81	2.72	2.69	2.56	2.93	3.24	3.58
2016	SCOTCH PLAINS	2.35	2.44	2.71	2.80	2.73	2.91	3.55	3.87
2017	SPRINGFIELD	2.22	2.52	2.64	2.67	2.60	2.78	3.02	3.15
2018	SUMMIT	1.94	2.32	2.44	2.38	2.30	2.46	2.77	2.89
2019	UNION	1.67	1.83	1.82	1.83	1.76	1.90	2.19	2.38
2020	WESTFIELD	2.52	2.71	2.70	2.71	2.65	2.74	3.26	3.17
2021	WINFIELD	15.70	16.93	16.92	16.93	13.82	14.42	13.49	18.30

		WARREN		COUNTY					
CODE	NAME OF MUNICIPALITY	1960	1963	1964	1965	1966	1967	1968	1969
2101	ALLAMUCHY	1.49	1.76	2.20	2.40	1.43	2.00	2.15	2.70
2102	ALPHA	2.48	2.58	2.68	2.85	2.49	3.17	3.64	3.77
2103	BELVIDERE	2.54	2.85	3.33	3.09	3.17	3.67	3.82	3.31
2104	BLAIRSTOWN	2.55	1.83	2.18	2.10	.69	8.46	.49	0.98
2105	FRANKLIN	1.84	2.17	2.59	2.28	2.49	2.56	2.91	3.47

2106	FRELINGHUYSEN	1.87	2.46	1.75	1.83	2.14	2.07	2.58	2.72
2107	GREENWICH	2.22	2.43	2.47	2.19	2.17	2.16	3.04	3.38
2108	HACKETTSTOWN	2.73	2.99	3.52	3.32	2.89	3.14	3.54	4.21
2109	HARDWICK	1.80	1.75	1.54	1.57	1.29	1.84	2.17	2.89
2110	HARMONY	2.10	2.67	2.90	2.58	1.94	2.49	2.60	2.89
2111	HOPE	1.90	2.28	2.36	2.98	1.86	1.84	2.09	2.57
2112	INDEPENDENCE	2.39	2.41	2.41	3.15	2.67	2.43	3.07	3.73
2113	KNOWLTON	1.75	2.25	2.16	2.48	1.74	2.16	2.89	2.60
2114	LIBERTY	2.64	2.85	2.72	2.81	2.57	2.65	2.94	2.96
2115	LOPATCONG	1.89	2.31	2.38	2.22	2.23	2.56	2.70	2.54
2116	MANSFIELD	2.30	2.75	2.82	2.78	2.52	3.14	3.34	3.51
2117	OXFORD	2.57	3.24	3.61	3.57	3.21	3.27	3.99	3.81
2118	PAHAQUARRY	3.20	2.02	1.67	1.42	.62	.78	.82	1.22
2119	PHILLIPSBURG	2.61	3.22	3.20	3.13	2.92	3.29	3.50	3.21
2120	POHATCONG	2.24	2.48	2.48	2.41	2.12	2.22	2.61	2.68
2121	WASHINGTON BORO.	2.61	2.75	3.16	3.33	3.65	3.67	4.03	3.68
2122	WASHINGTON TWP.	1.92	2.78	2.73	3.20	2.68	3.09	3.46	3.44
2123	WHITE	2.14	1.96	2.38	2.27	1.72	2.21	3.06	3.19

GLOSSARY

ANNUAL BUDGET: the governing body of each local unit is required by law to adopt a budget for each calendar year. The law is N.J.S. 40A:4-1 et. seq., known as the "local budget law". Every municipality and county in New Jersey operates on a full cash basis.

ANNUAL DEBT STATEMENT: sworn statement filed by law by the chief financial officer of the local unit, attesting to the debt condition of the local unit. The law is N.J.S. 40A:2-1 et. seq., known as the "local bond law".

ASSESSED VALUATION: the proportional value of property assessed for real property taxation as determined by the local assessor whose jurisdiction extends over a municipal area. (See Net Valuation Taxable.)

ASSESSMENT OF TAXES: the process of levying property taxes proportioned to property value. The expenditure report line with this title includes expenditures incurred for supervision and maintenance of appraisal and assessment records, tax map preparation and maintenance, revaluation programs, and other activities of the local assessor and the County Board of Taxation.

AUTHORITIES: corporate public agencies created to perform specific functions within a local unit or region. Authorities have power to levy and collect service charges, incur debt, and operate autonomously.

AUTHORITY DEBT: indebtedness of an authority outstanding on the date specified.

BOND ORDINANCE: an ordinance adopted by the governing body of the local unit providing for the authorization of bonded indebtedness and repayment obligations under N.J.S. 40A:2-1 et. seq., known as the "local bond law".

CAPITAL DEBT: the long-term or short-term indebtedness authorized by bond ordinance for expenditures of a capital nature. Because of reporting procedures, the expenditures shown under capital debt may not have occurred as yet, but are authorized to occur.

CAPITAL DEBT ISSUED AND OUTSTANDING: principal amount of all capital debt issued and unpaid on the date specified.

CAPITAL IMPROVEMENTS: the capital improvement expenditure data in this report includes: down payments on improvements (a 5% down payment is required in the "local bond law" when making an appropriation for improvement by ordinance), "Capital Improvement Fund" (which may be used to provide the necessary down payment or may be used to finance the improvement in whole or in part through an ordinance appropriation), other capital improvements (line items of appropriation for capital projects or items of equipment such as fire engines, road scrapers, ambulances, etc.)

CAPITAL OUTLAY: expenditures by ordinance for the construction purchase, or improvement of fixed assets such as buildings and equipment, parks and playgrounds, vehicular equipment, streets, roads, sidewalks, storm sewers, etc. (see list of Capital Outlay on individual pages of local units).

CASH BASIS BUDGET: a balanced budget, showing that there will be sufficient cash collected during the year to meet all debt service requirements, necessary operations of the local unit, and any mandatory payments required.

CHIEF FINANCIAL OFFICER: means the Director of Revenue and Finance, Comptroller, Treasurer, Collector or other financial officer of a municipality, or the treasurer of a county.

CORRECTIONAL AND PENAL: penitentiaries, jails, detention houses, and emergency shelters for minors accused of a crime.

COUNTY: a local unit of government governed by a Board of Chosen Freeholders. The County is responsible for welfare, education, tax assessment, elections. (There are 21 counties in New Jersey.)

COUNTY EQUALIZATION RATIO: the equalization ratio used by the County Board of Taxation to calculate column 11 of the County Abstract of Ratables.

COUNTY EXTENSION SERVICES: farm and home demonstrations, 4-H Clubs, and related activities.

COUNTY TAXES: the amount paid by the municipality to the county for the municipal share of the county tax levy as apportioned by the County Board of Taxation.

CURRENT FINANCES: the current financial position of a local unit as reflected in its condensed current fund balance sheet for the fiscal year reported.

CURRENT TAXES: property taxes levied by the local unit for support of appropriations in the current budget.

DEBT LIMITATION: the statutory debt limit in New Jersey is 3 1/2% for municipalities and 2% for counties, computed on the "equalized valuation basis."

DEBT SERVICE: the payment made by the local unit of the principal, interest and other charges on the obligations issued by it whether temporary or permanent.

DEFERRED CHARGES: unbudgeted expenditures, payment of prior year's bills, deferred charges to future taxation (appropriation in current budget for part payment of a capital item which reduces the amount necessary to finance a capital project), cash deficit of a previous year, emergencies of a prior year, etc.

DELINQUENT TAXES: all taxes unpaid at the close of the year.

DISTRICT SCHOOL TAXES: payments to the local school district, regional school district and consolidated school district for the support of the school budget.

EFFECTIVE TAX RATE: the effective tax rate is the tax rate which would apply if the property taxed were assessed at true value. Because New Jersey defines true value as market value, and conducts a sales ratio program in order to calculate equalization ratios, the effective property tax rate for New Jersey municipalities is the general tax rate multiplied by the equalization ratio.

ENVIRONMENTAL INSPECTION AND CONTROL: the expenditure line in this report includes these activities: code enforcement; building inspection; plumbing inspection; electrical inspection; elevator inspection; gas inspection; air conditioning inspection; heating plant inspections; housing and rooming house inspection; air pollution control; water pollution control; and sanitary inspections of nursing homes, hotels, motels, and trailer camps.

EQUALIZED RATIO: the ratio of assessed value to true (market) value of real property.

EQUALIZED VALUATION: the true (market) value of real property, calculated from the assessed value and the equalization ratio.

EQUALIZED VALUATION BASIS: the average of the three (3) preceding years of the sum total of: (a) the aggregate equalized valuations of real property as certified in the Table of Equalized Valuations published by the Director of the Division of Taxation of the Department of the Treasury on October 1st of each year; and (b) the assessed valuation of Class II railroad property as set forth in the Table of Equalized Valuations referred to in (a) above.

EXPENDITURES: actual cash disbursements plus amounts reserved to meet bills incurred during the year but unpaid at the close of the calendar year.

FISCAL YEAR: the fiscal year of all New Jersey counties and municipalities is the calendar year.

GENERAL TAX RATE: the general tax rate is the rate applied to the net taxable assessed valuation of a municipality to yield the required tax levy. It is the rate shown on the County Abstract of Ratables and on the tax bill. Because of varying assessment practices, it is a rate which has no meaning in comparative tax rate studies.

GROSS DEBT: includes all bonds and notes authorized or guaranteed by a local unit or a school district, whether or not issued. Does not include tax anticipation notes, emergency notes, special emergency notes and utility revenue notes.

HEALTH SERVICES EXCEPT ENVIRONMENTAL: the municipal expenditure line in this report includes these activities: health boards and departments; physicians; visiting nurses; morgues; vital statistics; disease control; food; drug; food handling inspections; public baths; municipal child evaluation centers; municipal deprived children care; contributions to health organizations; narcotics centers; diagnostic centers; mental health and similar activities. The county expenditure line includes those of these activities not reported as a separate activity.

LAND RECLAMATION AND CONSERVATION: the municipal expenditure line in this report includes these activities: water policy and conservation; flood prevention and damage; and conservation of natural resources.

LOCAL PURPOSE TAXES: the amount of taxes assessed to support the municipal budget (i.e. to operate and maintain the municipality and provide for municipal debt service.)

LOCAL UNIT: a county or municipality.

MOODY RATING: the Moody Rating is the credit rating given by the Moody's Investors Service.

MUNICIPAL FUNCTIONS: expenditures necessary to operate the municipality and provide the services required. (See list of functions and activities.)

MUNICIPAL PUBLIC UTILITY: an agency created to perform specific functions within a municipal, county, or regional area. Operations are separate and distinct from the local unit, but not autonomous with respect to it. There are now nine types of municipal utilities in New Jersey: airport, beach, water, water and sewer, sewer, harbor, electric, parking, swimming pool.

MUNICIPALITY: a municipal corporation (there are no unincorporated territories in New Jersey). The name of a New Jersey municipality (i.e. city, town, township, borough, or village) does not indicate size, population or form of government.

NET DEBT: the amount of authorized debt remaining after statutory deductions are taken. The present law limits the amount of net debt for municipalities to 3 1/2% of equalized valuation basis for the sum of municipal and school debt. The present law limits the amount of net debt for counties to 2% of equalized valuation basis.

NET VALUATION TAXABLE: the assessed valuation of real property, excluding Class II railroad property, over which property taxes are levied. Telephone and telegraph equipment are assessed locally, and are included in this figure.

OTHER JUDICIAL: court attendants and services of court reporters.

OTHER PUBLIC WORKS: the expenditure line in this report includes these activities: motor vehicle maintenance and fueling; public works equipment purchase and maintenance; general administration of public works; recreational flying fields; transportation capital expenditures; marine and harbor improvements; water system and improvements; feasibility studies; and purchase of municipal utilities.

PER CAPITA FIGURES: computations are based upon the estimated 1968 residential population. Care should be taken in using these figures for comparative purposes, since all services included are not necessarily provided to the 1968 residential population. Future research is planned to find a better measurement for cost comparisons.

PLANNING, HOUSING AND DEVELOPMENT: the expenditure line in this report includes these activities: zoning; urban renewal; housing; planning; economic development; industrial commissions; physical rehabilitation; model cities programs; boards of adjustment; tidelands and meadowlands development; urban development; and community planning.

PROPERTY ACQUIRED BY DEED OR FORECLOSURE: (Often referred to as foreclosed property.) When property taxes are unpaid, the collector is required by law to sell the property for non-payment of taxes. If there is no outside purchaser, the property is acquired by the municipality and the tax title lien is vested in the municipality. After two years from the date of the tax title lien sale, the municipality is permitted by law to foreclose the property owner's right of redemption of the lien and thus acquire title to the property.

RESERVE FOR UNCOLLECTED TAXES: an item in the municipal budget which is designed to insure the municipality sufficient cash with which to carry out its functions after providing in full to other governmental units--local schools, county and special districts. This reserve becomes a tax levy added to the tax levy required to meet the budget, and represents the amount of tax monies expected to remain uncollected at the end of the year, based on the collection level of the previous year.

REVENUES: monies which were received during the calendar year. Surplus revenue may be in part offset by deferred charges and State Aid may be represented by State funds set aside as a reserve but not yet paid over.

SPECIAL DISTRICTS: independent governments created within a local unit to provide definite functions and having power to tax, impose service charges and incur debt. They are autonomous, and their officials are usually elected, not appointed.

STATE AID: revenues represent amounts received from the State under the several State Aid programs authorized by the State Legislature. These include State road aid, highway lighting, building allowances for Type I schools and others.

STATE EQUALIZATION RATIO: the equalization ratio promulgated by the Director of the Division of Taxation on October 1st of each year.

STATE EQUALIZED PROPERTY TAX RATES: derived by multiplying the general tax rate by the ratio of assessed value to true value (see table).

STATE EQUALIZED VALUE: the item reported in this report is a calculated equalization of the net valuation taxable by dividing it by the State Equalization Ratio to arrive at true value.

STATE EQUALIZED VALUATION: is promulgated by the Director of Taxation and represents a uniform computation of property value by formula designed to provide equitable distribution of State Aid programs.

TAX RATE: means the general tax rate applicable to all taxable property. It is derived by dividing the total tax levy by the net valuation taxable. All tax rates shown are based upon \$100.00 valuation.

TAX TITLE LIENS: this asset is created as result of sale by municipality for non-payment of real estate taxes, delinquent assessments, utility charges or special district taxes.

VETERAN AND SENIOR CITIZEN TAXES: veterans and senior citizens receive a special property tax deduction on their tax bill. The amount for veterans is \$50.00, and for senior citizens \$80.00. These deductions are summed for each municipality, and the total amount added to the budgeted tax levy before the tax rate is struck. This insures that the amount of money involved is raised by local property taxation. Thus, though the deductions are granted to qualifying owners, a tax is levied to finance the grant.

WEIGHTS AND MEASURES: county and local inspections of weighing and measuring equipment and related law enforcement.

