


State of New Jersey

Department of Personnel

Compensation Compendium

Fiscal Year
2005



INTRODUCTION

The following pages contain the compensation program for State Service Executive Branch for Fiscal Year 2005.

When a salary adjustment is not specifically authorized by the Fiscal Year 2005 Salary Regulations, or by a specific allowance such as clothing or maintenance set by a labor agreement, or by a rule contained in N.J.A.C. Title 4A, such salary adjustment may be made only if approved by the Commissioner, Department of Personnel, and the Director, Division of Budget and Accounting, as provided in Section 4-A.

Salary Regulations shall be cited as SR. The citation to a particular section shall include the Fiscal Year, the numerical designation of the Section and the appropriate letter to which reference is made. Example: Payment of a shift-differential bonus for an employee in Employee Relations Group H would be cited as: SR05:1B.3.


The only salary regulations currently in effect are those contained in this document. All salary regulations issued in previous fiscal years are repealed and are no longer in effect. If you have any questions, please contact the New Jersey Department of Personnel, Compensation Management Unit at (609) 292-2487.

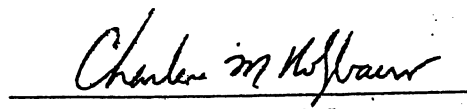
SALARY REGULATIONS

Following are the Salary Regulations for Fiscal Year 2005. They are divided into four sections as follows:

<u>Section</u>	<u>Issue Date</u>
1. Aligned Salary Regulation	September 22, 2004
Non-Aligned Salary Regulation	September 22, 2004
Attachment A	September 22, 2004
Attachment B	September 22, 2004
Management Salary Regulation	September 22, 2004
2. Emergency Conditions Salary Regulation	September 22, 2004
3. Special Incentive Salary Regulations	September 22, 2004
4. Miscellaneous Salary Regulations	September 22, 2004

When changes or updates are made, a supplement will be issued at that time.


Marjorie Schwartz
Acting Commissioner
Department of Personnel


Charlene M. Holzbaaur
Director, Division of
Budget and Accounting

RECORDED BY THE MERIT SYSTEM BOARD AT ITS MEETING OF September 22, 2004.

TABLE OF CONTENTS

Introduction	i
Salary Regulations - Signature Page	ii
Section 1 - Aligned Salary Regulation	1-1
Non-Aligned Salary Regulation	1-3
Attachment A	1-5
Attachment B	1-6
Management Salary Regulation	1-8
Section 2 - Emergency Conditions Salary Regulation	2-1
Section 3 - Special Incentive Salary Regulation	3-1
Section 4 - Miscellaneous Salary Regulation	4-1
 Appendix A	
Employee Relations Group List	A-A
Salary Schedules	A-1
Conversion Tables - 12 Month	A-34
Conversion Tables - 10 Month	A-150
Single Rates	A-266
Trainee Rates	A-268
 Appendix B	
State Benefits Programs	B-1
 Index	 I-1

SALARY REGULATION FY 05
SECTION 1 - ALIGNED
ISSUED: September 22, 2004

- A. EMPLOYEES COVERED** - This salary regulation applies to all employees in titles assigned to the Employee Relations Groups A, C, F, H, I, J, K, L, N, O, P, R, S, T, 1, 2, 4, 8 and 9, except those employees designated confidential pursuant to the New Jersey Employer-Employee Relations Act, N.J.S.A. 34:13A-3, or other statutory authority. See "Attachment B" for provisions applicable to particular Employee Relations Groups.
- B. ADJUSTMENTS TO COMPENSATION SCHEDULES** - For those Employee Relations Groups where there is a change in base salary this Fiscal Year, titles will be assigned to new salary ranges as follows:
1. Compensation schedules will be increased by the amount indicated on "Attachment A" for the affected Employee Relations Group.
 2. The employee's new salary will be that step of the new salary schedule that the employee held in the old salary schedule.
 3. Employees at rates of pay between steps of the range and employees assigned to titles having no range or rate, including trainee and single rate titles, will receive the increases indicated on "Attachment A."
 4. Employees at rates of pay beyond the maximum, except as provided in Section 3 or by the Commissioner, Department of Personnel, and the Director, Division of Budget and Accounting, shall remain at that rate unless the new range maximum meets or exceeds that rate, in which case the employee shall be placed on step 9.
 5. Anniversary dates will not change as a result of application of this section.
- C. INCREMENTS** - The salary of an employee whose performance is at least satisfactory under a 2-tier pass/fail system; successful under 5-tier rating system; or commendable under the 3-tier rating system will be advanced to the next incremental step in his or her salary range on his or her anniversary date during Fiscal Year 2005 provided, however:

1. An employee who will attain the eighth step of the salary range will be assigned an anniversary date reflecting the pay period and year in which he or she attains the eighth step.
2. The employee may not receive a salary increment to the ninth step of his or her salary range until he or she has been at the eighth step for 39 pay periods.

D. SALARY ADJUSTMENTS FOR NO-RANGE TITLES - The salary of an employee whose title is not assigned a range or rate may be increased by up to 5% of his or her June 25, 2004 salary, as long as the employee's performance is at least satisfactory or successful under 5-tier rating system or commendable under the 3-tier rating system.

1. The salary increase may only be effective 12 months or more after the employee's last increase which was not a result of an across-the-board salary increase program.
2. The appointing authority must submit an individual personnel action to grant the salary increase.

E. DURATION - This salary program will be in effect, unless superseded, through Fiscal Year 2005 only.

SALARY REGULATION FY 05
SECTION 1 - NON-ALIGNED
ISSUED: September 22, 2004

- A. EMPLOYEES COVERED** - This salary regulation applies to all employees in titles assigned to Employee Relations Groups V, W, and Y, and those employees in all other Employee Relations Groups who are designated confidential pursuant to the New Jersey Employer-Employee Relations Act, N.J.S.A. 34:13A-3, or other statutory authority.
- B. EXCEPTIONS** - Upon notice to the Commissioner, Department of Personnel and the Director, Division of Budget and Accounting, an appointing authority may deny automatic increases and/or increments to its employees. Subsequent approval of these actions may be submitted by a department head through an individual personnel transaction.
- C. ADJUSTMENTS TO COMPENSATION SCHEDULES** - For those Employee Relations Groups where there is a change in base salary, titles will be assigned to new salary ranges as follows:
1. Compensation schedules will be increased by the amount indicated on "Attachment A" for the affected Employee Relations Group.
 2. The employee's new salary will be that step of the new salary schedule that the employee held in the old salary schedule.
 3. Employees at rates of pay between steps of the range and employees assigned to titles having no range or rate, including trainee and single rate titles, will receive the increases indicated on "Attachment A."
 4. Employees at rates of pay beyond the maximum, except as provided by the Commissioner, Department of Personnel, and the Director, Division of Budget and Accounting, shall remain at that rate unless the new range maximum meets or exceeds that rate, in which case the employee shall be placed on step 9.
 5. Anniversary dates will not change as a result of application of this section.

D. INCREMENTS - The salary of an employee whose performance is at least satisfactory under a 2-tier pass/fail system; successful under 5-tier rating system; or commendable under the 3-tier rating system will be advanced to the next incremental step in his or her salary range on his or her anniversary date during Fiscal Year 2005 provided, however:

1. An employee who will attain the eighth step of the salary range will be assigned an anniversary date reflecting the pay period and year in which he or she attains the eighth step.
2. The employee may not receive a salary increment to the ninth step of his or her salary range until he or she has been at the eighth step for 39 pay periods.

E. SALARY ADJUSTMENTS FOR NO-RANGE TITLES - The salary of an employee whose title is not assigned a range or rate may be increased by up to 5% of his or her June 25, 2004 salary, as long as the employee's performance is at least satisfactory or successful.

1. The salary increase may only be effective 12 months or more after the employee's last increase which was not a result of an across-the-board salary increase program.
2. The appointing authority must submit an individual personnel action to grant the salary increase.

F. SALARY LIMITATIONS - There are limitations upon the salaries which may result from these increases.

1. An employee's base salary may not exceed \$103,620. Any increase above \$103,620 will be reviewed on a case by case basis, submitted on a DPF-77 and should be limited to only those situations which demonstrate extraordinary justification and compelling need.

G. DURATION - This salary program will be in effect, unless superseded, through Fiscal Year 2005 only.

**SALARY REGULATION FY 05
SECTION 1 - ATTACHMENT A
ISSUED: September 22, 2004**

<u>ERG</u>	<u>Increase to Base Salary</u>	<u>Increases Granted</u>	<u>Effective Date*</u>	<u>Bonus</u>
A, W	2.9%	2.9%	06/26/04	See Attachment B-1.
C, I, O	2.9%	2.9%	06/26/04	See Attachment B-2.
H	2.9%	2.9%	06/26/04	See Attachment B-3.
M, X, Z	2.9%	2.9%	06/26/04	
MB	2.9%	2.9%	06/26/04	
MD	2.9%	2.9%	06/26/04	
M3	2.9%	2.9%	06/26/04	
P, R, S, U2, V, Y	2.9%	2.9%	06/26/04	See Attachment B-1.

*For 10 month employees in affected Employee Relations Groups, 6/26/04 effective date will be 9/1/04.

**SALARY REGULATION FY 05
SECTION 1 - ATTACHMENT B
ISSUED: September 22, 2004**

SPECIAL PROVISIONS

1. Employee Relations Groups A, P, R, and S

Full-time employees will receive a bonus payment of \$240.00 if they have worked at least 195 shifts on either the second (afternoon or evening) or third (night or midnight) shifts between November 1, 2003 and October 31, 2004. Full-time employees who are required to work on rotating shifts and who worked at least 170 shifts on either the second or third shift during this period will also receive the \$240.00 bonus. Permanent part-time employees who work at least half-time, five days a week, and who worked at least 195 shifts in this period will receive a pro rata share. This payment will be made December 2004 and employees must be in pay status to be eligible.

2. Employee Relations Groups C, I and O

Effective on or about July 1, 2004 each employee covered by this agreement shall be entitled to a two and nine tenths (2.9%) percent across-the-board (ATB) increase applied to the employee's current base salary. Full-time employees on the active payroll on the effective date of this across-the board, who were earning less than \$34,000 in base salary on the day immediately preceding this implementation, shall receive a cash bonus not included in base salary of the differential of the amount of their across-the-board increase and the amount of the across-the-board increase calculated on a base salary of \$34,000 (\$986.00). This bonus shall be paid on or about July 31, 2004.

Example: An employee earning \$25,000.00 on the day immediately preceding the effective date of the across-the-board increase receives the 2.9% ATB or \$725.00 increase. The employee's Lump Sum payment is calculated by subtracting the amount of their ATB increase from \$986.00. Therefore, this employees' bonus equals (\$986.00 - \$725.00) \$261.00.

Full-time employees will receive a bonus payment of \$240.00 if they have worked at least 195 shifts on either the second (afternoon or evening) or third (night or midnight) shifts between November 1, 2003

and October 31, 2004. Full-time employees who are required to work on rotating shifts and who worked at least 170 shifts on either the second or third shift during this period will also receive the \$240.00 bonus. Permanent part-time employees who work at least half-time, five days a week, and who worked at least 195 shifts in this period will receive a pro rata share. This payment will be made December 2004 and employees must be in pay status to be eligible.

3. Employee Relations Group H

Effective on or about July 1, 2004 each employee covered by this agreement shall be entitled to a two and nine tenths (2.9%) percent across-the-board (ATB) increase applied to the employee's current base salary. Full-time employees on the active payroll on the effective date of this across-the-board who were earning less than \$31,000 in base salary on the day immediately preceding this implementation, shall receive a cash bonus not included in base salary of the differential of the amount of their across-the-board increase and the amount of the across-the-board increase calculated on a base salary of \$31,000 (\$899.00). This bonus shall be paid on or about July 31, 2004.

Example: An employee earning \$25,000.00 on the day immediately preceding the effective date of the across-the-board increase receives the 2.9% ATB or \$725.00 increase. The employee's Lump Sum payment is calculated by subtracting the amount of their ATB increase from \$899.00. Therefore, this employees' bonus equals (\$899.00 - \$725.00) \$174.00.

Full-time employees will receive a bonus payment of \$240.00 if they have worked at least 195 shifts on either the second (afternoon or evening) or third (night or midnight) shifts between November 1, 2003 and October 31, 2004. Permanent part-time employees who work at least half-time, five days a week, and who worked at least 195 shifts in this period will receive a pro rata share. This payment will be made December 2004 and employees must be in pay status to be eligible.

**SALARY REGULATIONS FY05
SECTION 1 – MANAGEMENT
ISSUED: September 22, 2004**

- A. EMPLOYEES COVERED** – This salary regulation applies to all employees in titles assigned to Employee Relations Groups MB, MD, M3, and M; and members of the Senior Executive Service.
- B. EXCEPTIONS** – This salary regulation shall not be applicable to Cabinet Members, employees of the Casino Control Commission governed by section 4-C, Members of Board, and employees affected by section 4-F, or other employees whose salary is set by statute. In exceptional cases a recommendation may be submitted for review.
- C. ACROSS-THE-BOARD SALARY ADJUSTMENTS** – Increases to base salary will be effective June 26, 2004 and will be 2.9% of base salary as of June 25, 2004.
- D. COMPENSATION SCHEDULES** – The salary ranges of compensation schedules MB, MD, M3, and M will be increased by 2.9% effective June 26, 2004.
- E. SALARY LIMITATIONS** – There is a limitation upon salaries which may result from application of this salary regulation.
1. An employee's base salary may not exceed \$109,838 or 2.9% of an individual's June 25, 2004 salary, whichever is greater, however, requests for payments in excess of this amount may be submitted for review.
 2. An eligible employee may receive a based salary below the evaluated minimum or above the evaluated maximum of the assigned range of his or her title as authorized by the Commissioner of the Department of Personnel, and the Director of the Division of Budget and Accounting.
- F. DURATION** – This salary regulation will be in effect, unless superseded, only through Fiscal Year 2005.

SALARY REGULATIONS FY05
SECTION 1 – EXEMPT
ISSUED: September 22, 2004

- A. EMPLOYEES COVERED** – This salary regulation applies to all employees in titles assigned to Employee Relations Group X.
- B. EXCEPTIONS** – This salary regulation shall not be applicable to Cabinet Members, employees of the Casino Control Commission governed by section 4-C, Members of Board, and employees affected by section 4-F, or other employees whose salary is set by statute. In exceptional cases a recommendation may be submitted for review.
- C. ACROSS-THE-BOARD SALARY ADJUSTMENTS** – Increases to base salary will be effective June 26, 2004 and will be 2.9% of base salary as of June 25, 2004.
- D. COMPENSATION SCHEDULES** – The salary ranges of compensation schedule X will be increased by 2.9% effective June 26, 2004.
- E. SALARY LIMITATIONS** – There is a limitation upon salaries which may result from application of this salary regulation.
1. An employee's base salary may not exceed \$109,838 or 2.9% of an individual's June 25, 2004 salary, which ever is greater, however, requests for payments in excess of this amount may be submitted for review.
 2. An eligible employee may receive a based salary below the evaluated minimum or above the evaluated maximum of the assigned range of his or her title as authorized by the Commissioner of the Department of Personnel, and the Director of the Division of Budget and Accounting.
- F. DURATION** – This salary regulation will be in effect, unless superseded, only through Fiscal Year 2005.

You are Viewing an Archived Copy from the New Jersey State Library

SALARY REGULATIONS FY05
SECTION 1 – DEPUTY ATTORNEYS GENERAL
ISSUED: September 22, 2004

- A. EMPLOYEES COVERED** – This salary regulation applies to all employees in titles assigned to Employee Relations Group Z.
- B. ACROSS-THE-BOARD SALARY ADJUSTMENTS** – Increases to base salary will be effective June 26, 2004 and will be 2.9% of base salary as of June 25, 2004.
- C. COMPENSATION SCHEDULES** – The salary ranges of compensation schedule Z will be increased by 2.9% effective June 26, 2004.
- D. SALARY LIMITATIONS** – There is a limitation upon salaries which may result from application of this salary regulation.
1. An employee's base salary may not exceed \$109,838 or 2.9% of an individual's June 25, 2004 salary, whichever is greater, however, requests for payments in excess of this amount may be submitted for review.
 2. An eligible employee may receive a based salary below the evaluated minimum or above the evaluated maximum of the assigned range of his or her title as authorized by the Commissioner of the Department of Personnel, and the Director of the Division of Budget and Accounting.
- E. DURATION** – This salary regulation will be in effect, unless superseded, only through Fiscal Year 2005.

You are Viewing an Archived Copy from the New Jersey State Library

SALARY REGULATION FY 05
SECTION 2 - EMERGENCY CONDITION RATES
ISSUED: September 22, 2004

A. ELIGIBILITY - Employees will be paid special project rates as indicated below for work done in excess of normal work hours on emergency maintenance, construction or other related activities in situations which constitute unreasonable safety hazards to the public, employees, or property of the State. Code Rates 1, 2, 6 and 7 are applicable to all emergency situations including winter weather conditions.

<u>JOB DESCRIPTION</u>	<u>CODE</u>
Supervisors who are in charge of emergency Statewide or district operations including both force account and contractor operations as well as electrical operations.	1
Supervisors who are in charge of area or district operations, as well as, warehouse, garage or maintenance operations; or lead State or district control center operations.	2
Employees who assist and/or supervise sectional or area crews or assist in state or regional control center which may consist of skilled, semi-skilled and/or unskilled workers.	3
Employees who operate heavy duty equipment and perform mechanical repair work; perform skilled labor involved in the repair of equipment, bridges, buildings, electrical installations, etc.; or supervise the distribution of inventory parts for emergency operations.	4
Employees who perform semi-skilled work including the operation of trucks, graders, front end loaders, compressors, and other mechanical equipment; make or assist in making occasional mechanical or electrical repairs; distribute inventory parts for emergency operations; or handle radio communications console at base radio stations; or assist in State or district control center operations.	5

Employees who perform manual unskilled work or clerical tasks involved in emergency operations; or assist in the maintenance and repair of mechanical and motorized equipment. 6

Code Rate 7 is reserved exclusively for the Department of Transportation and is applicable to all emergency situations including winter weather conditions for supervisors only in the Trenton Emergency Control Center when fully mobilized. 7

B. WINTER WEATHER CONDITIONS - Codes C, D, and E are to be used exclusively for emergency work performed in excess of normal work hours related to winter weather conditions, such as snow removal, ice control, etc. The program will start October 2, 2004 and end on April 15, 2005.

JOB DESCRIPTION

CODE

Employees who supervise and/or assist in the supervision of sectional or area crews. C

Employees who operate heavy duty equipment, such as truck/front end loader mounted snow blowers; perform mechanical repair work; supervise the distribution of inventory parts for emergency operations; perform skilled labor involved in the repair of equipment; or act as Department representative assigned to snow removal activities. D

Employees who operate “walk behind” snow blowers, graders, front end loaders, trucks, snow plows, material spreaders, compressors, and other mechanized equipment; make or assist in making occasional mechanical or electrical repairs; distribute or assist in the distribution of inventory parts for emergency operations; or handle radio communications consoles at base radio stations; or assist in State or district control center operations. E

C. EMERGENCY CONDITION RATES

Effective: June 26, 2004 through June 24, 2005

June 26, 2004

Code 1	\$50.80
Code 2	43.86
Code 3	37.91
Code 4	34.72
Code 5	28.57
Code 6	22.31
Code 7	44.48

Effective: October 2, 2004 through April 15, 2005

June 26, 2004

Code C	\$40.72
Code D	36.97
Code E	34.68

D. DURATION - This Section will be in effect, unless specified otherwise, through Fiscal Year 2005 only.

**SALARY REGULATION FY 05
SECTION 3 - SPECIAL INCENTIVE PROGRAMS
ISSUED: September 22, 2004**

A. HEALTH CARE TITLES

1. Appointing authorities may appoint new employees or current employees who have attained the requisite education and experience to the titles indicated below, up to the corresponding steps shown, without obtaining the prior approval from the Commissioner, Department of Personnel and the Director, Division of Budget and Accounting based on consideration of such factors as its ability to recruit and retain employees:

<u>Title Codes</u>		<u>Up to Step</u>
03862	Charge Nurse - 10 Months	7
03853/59966	Charge Nurse - 12 Months	7
44782	Clinical Dietitian	9
00473	Clinical Specialist in Psychiatric Nursing	9
03963	Eye Health Nurse	9
60280	Field Invtgr., Nursing Care Inst. Elderly	6
60451	Health Care Services Evaluator/Nurse	6
04116D	Human Services Tech. Deaf Language Specialist	9
55892	Interpreter for the Deaf	9
01403	Learning Disabilities Specialist	9
51200	Nurse Practitioner	9
03671	Occupational Therapist	9
03669	Occupational Therapy Assistant	9
03691	Physical Therapist	9
03690	Physical Therapy Assistant	9
03844	Practical Nurse	5
03844D	Practical Nurse Deaf Language Specialist	5
03674	Principal Occupational Therapist	9
03696	Principal Physical Therapist	9
60611	Public Health Consultant 1 Nursing	6
60610	Public Health Consultant 2 Nursing	6
03894	Regional Staff Nurse Medical Assistance	6
03894C	Reg. Staff Nurse Med. Asst. (Sr. Initiatives)	6
03120	School Nurse	9
73103	School Social Worker	9
03672	Senior Occupational Therapist	9
03692	Senior Physical Therapist	9

<u>Title Codes</u>		<u>Up to Step</u>
03653	Speech/Hearing Specialist 1	9
03652	Speech/Hearing Specialist 2	9
03841	Staff Nurse - 10 Months	8
03852/60007	Staff Nurse - 12 Months	8
44784	Supervising Clinical Dietitian	9
03854	Supervisor of Nursing Services - 12 Months	6
03849	Supervisor of Nursing Services - 10 Months	6

B. DATA PROCESSING TITLES

1. State agencies may appoint a new employee into one of the titles (including variants) indicated below up to and including the ninth step of the salary range without obtaining prior approval from the Commissioner, Department of Personnel and the Director, Division of Budget and Accounting.

<u>Title</u>	<u>Title Code</u>
Accountant/Auditor 1 Data Processing	53345
Accountant/Auditor 2 Data Processing	53322
Accountant/Auditor 3 Data Processing	53321
Accountant/Auditor 4 Data Processing	53319
Administrative Analyst 1, Data Processing	50106D/50076G
Administrative Analyst 2, Data Processing	50104D/50075G
Administrative Analyst 3, Data Processing	50102D/50073F
Administrative Analyst 4, Data Processing	50100D/50072D
Computer Operator Assistant	53301
Data Base Analyst 1	53005
Data Base Analyst 2	53003
Data Processing Analyst 1	53245
Data Processing Analyst 2	53244
Data Processing Programmer 1	53264
Data Processing Programmer 2	53263
Data Processing Programmer 3	53261/53262
Data Processing Systems Programmer 1	53275
Data Processing Systems Programmer 2	53274
Management Information Systems Coordinator	53105
Management Information Systems Specialist 2	53103
Management Information Systems Specialist 3	53102
Manager 1 Information Processing	64775/64776
Manager 2 Information Processing	64777/64778

<u>Title</u>	<u>Title Code</u>
Manager 3 Information Processing	64779
Network Administrator 1	10107/10137
Network Administrator 2	10108/10136
Professional Svs. Specialist 1, Computer Services	81272
Professional Svs. Specialist 2, Computer Services	81265
Professional Svs. Specialist 3, Computer Services	81258
Professional Svs. Specialist 4, Computer Services	81254
Project Manager Data Processing	53023
Software Development Specialist Assistant	53271
Software Development Specialist 1	10237
Software Development Specialist 2	10236
Software Development Specialist 3	10235
Software Development Specialist 4	10234
Supervising Accountant/Auditor Data Processing	53346
Supervising Administrative Analyst	50077/50108

2. State agencies may adjust the salary of an employee serving in one of the titles listed below provided the employee has a substantiated bona fide offer of employment from another employer, at a salary which exceeds the present salary of the employee, and whose loss to the State agency will be detrimental. This salary adjustment may also apply to managers of those who supervise information technology functions. Only one such increase may occur in an 18 month period, and may not exceed \$8,000 or three steps in the salary range to which the employee's title is assigned, whichever is higher. An employee who is at the maximum of his/her salary range can only receive such increases as lump sum payments, not added to base salary.

Accountant/Auditor 1 Data Processing	53345
Manager 1 Information Processing	64775/64776
Manager 2 Information Processing	64777/64778
Manager 3 Information Processing	64779
Project Manager Data Processing	53023
Supervising Accountant/Auditor Data Processing	53346
Supervising Administrative Analyst	50077/50108

3. Implementation of this program is by submission of individual personnel actions citing this Salary Regulation.

C. ENGINEERING AND OTHER TECHNICAL TITLES

1. State agencies may appoint a new employee into one of the titles (including variants) indicated below up to and including the indicated step of the salary range without obtaining prior approval from the Commissioner, Department of Personnel and the Director, Division of Budget and Accounting.

<u>Title</u>	<u>Title Code</u>	<u>Step</u>
Architectural Assistant	17692	5
Assistant Engineer Civil (40)	14092	5
Assistant Engineer Civil (35)	59922	5
Assistant Engineer Electrical	16692	5
Assistant Engineer Hydrographic	16082	5
Assistant Engineer Materials	13092	5
Assistant Engineer Mechanical	16892	5
Assistant Engineer Planning	12692	5
Assistant Engineer Traffic	11282	5
Assistant Engineer Transportation	10272	5
Assistant Environmental Engineer (NE)	16302	6
Assistant Environmental Engineer (40)	16312	5
Assistant Geologist (40)	03042	5
Assistant Geologist (NE)	03052	6
Engineer 4, Hazardous Site Mitigation	59952	5

D. MISCELLANEOUS TITLES

1. State agencies may appoint a new employee into one of the titles indicated below up to and including the indicated step of the salary range without obtaining prior approval from the Commissioner, Department of Personnel and the Director, Division of Budget and Accounting.

<u>Title</u>	<u>Title Code</u>	<u>Step</u>
Boat Attendant	43323	5
Bus Driver	20145	8
Examiner Engineer and Boiler Operator License	56023	7
Maintenance Worker – Boat Operator	43342	5
Maintenance Worker 2	43032	5
Maintenance Worker 2, Transportation	42111	5
Operating Engineer 1	40423	6

E. TEACHERS: SALARY RANGE ADJUSTMENTS

1. The titles listed below have been determined to be eligible for the Teacher Two-Range Salary Increase Program which was initiated in October 1990 and supplemented in June 1994. This adjustment applies to those titles in Employee Relations Groups A, P, R, and S which function as classroom teachers or instructors, except for those employees designated confidential pursuant to the New Jersey Employer-Employee Relations Act, N.J.S.A. 34:13A-3, or other statutory authority.
2. These increases do not impact on the class code or job content evaluation of affected titles.

<u>Title</u>	<u>Title Codes</u>
Asst. Supervisor of Ed. Programs 1	72756/72744
Asst. Supervisor of Ed. Programs 2	72751/72752
Instructor, CBVI 10 Months	62672
Instructor, CBVI 12 Months	62663
Instructor 1, 12 Months	75475
Instructor 1 Education, 10 Months	73093
Instructor 1 Education, 12 Months	73193
Instructor 2, 12 Months	75474
Instructor 2 Education, 10 Months	73092
Instructor 2 Education, 12 Months	73192
Supervisor of Educational Programs 1	72760/72745
Supervisor of Educational Programs 2	72758/72753
Teacher 1, 10 Months	75283
Teacher 1, 12 Months	75293
Teacher 2, 10 Months	75282
Teacher 2, 12 Months	75292
Teacher 3, 12 Months	75291

F. TEACHERS: EDUCATIONAL INCENTIVE PROGRAM

1. Employees serving in one of the titles indicated below are eligible for this incentive program.
2. Effective on the first pay period following presentation of a Master's Degree by an employee to the appointing authority, the salary of the employee is adjusted upward by the amount of one increment of the salary range assigned to the employee's title.

3. Effective on the first pay period following presentation of a Doctorate Degree by an employee to the appointing authority, the salary of the employee is adjusted upward by the amount of one increment of the salary range assigned to the employee's title.
4. This program is not applied to the Master's Degree which is necessary to meet the minimum educational requirements for the title held by the employee. An employee receives only one additional increment for possession of a Master's Degree and one additional increment for possession of a Doctorate Degree.
5. Application of this program may result in a rate beyond the maximum step of the salary range assigned to the employee's title. In such cases, the additional amount is recorded as extra salary. Future adjustments due to across-the-board increases, promotion or reevaluation are based upon total salary, including extra salary, until termination of employment in an eligible title.
6. Implementation of this program is by submission of individual personnel actions citing this Salary Regulation.

<u>Title</u>	<u>Title Codes</u>
Administrative Instructor, Ed. 10 Months	73063
Administrative Instructor, Ed. 12 Months	73163
Asst. Supervisor of Educational Programs 1	72756/72744
Asst. Supervisor of Educational Programs 2	72751/72752
Instructor, CBVI 10 Months	62672
Instructor, CBVI 12 Months	62663
Instructor 1, 12 Months	75475
Instructor 1 Education, 10 Months	73093
Instructor 1 Education, 12 Months	73193
Instructor 2, 12 Months	75474
Instructor 2 Education, 10 Months	73092
Instructor 2 Education, 12 Months	73192
Supervisor of Educational Programs 1	72760/72745
Supervisor of Educational Programs 2	72758/72753
Teacher 1, 10 Months	75283
Teacher 1, 12 Months	75293
Teacher 2, 10 Months	75282
Teacher 2, 12 Months	75292
Teacher 3, 12 Months	75291

G. NURSES: SALARY RANGE ADJUSTMENTS

1. The titles listed below are eligible for the Nurses' Two-Range Salary Increase Program, initiated in October 1990. This adjustment applies to those titles in Employee Relations Groups A, P, R and S requiring licensure as a registered professional nurse, except for those employees designated confidential pursuant to the New Jersey Employer-Employee Relations Act, N.J.S.A. 34:13A-3, or other statutory authority.
2. These increases do not impact on the class code or job content evaluation of affected titles.

<u>Title</u>	<u>Title Codes</u>
Assistant Exec. Secretary, NJ Bd. of Nursing	03985
Charge Nurse, 10 Months	03862
Charge Nurse, 12 Months	03853/59966
Clinic Nurse	03952/07750
Clinical Specialist in Psych. Nursing	00473
Eye Health Nurse	03963
Field Invest. Nursing Care Instit. Elderly	60280
Field Rep., Board of Nursing	03994
Health Care Facilities Evaluator 1	60453
Health Care Facilities Evaluator 2	60452
Health Care Services Evaluator/Nurse	60451
Instructor of Nursing	03874
Nursing Consultant	00183
Public Health Consultant 1 Nursing	60611
Public Health Consultant 2 Nursing	60610
Public Health Project Nurse	03983
Regional Staff Nurse, MAHS	03894/03897
Senior Clinic Nurse	03953/07751
Staff Nurse, 10 Months	03841
Staff Nurse, 12 Months	03852/60007
Supervising Health Care Facilities Eval.	60454
Supervisor Complaint & Surveillance	60456
Supervisor of Nursing Services	03854
Supervisor of Nursing Services, 10 Months	03849
Supvr. of Nursing Services, Operating Room	03854C

H. NURSES: SALARY RANGE ADJUSTMENT - SUPPLEMENT

1. The titles listed below are eligible for the Nurses' One-Range Salary Increase Program, initiated on October 5, 2002. This adjustment applies only to those titles in Employee Relations Groups P, R and S

requiring licensure as a registered professional nurse, except for those employees designated confidential pursuant to the New Jersey Employer-Employee Relations act, N.J.S.A. 34:13A-3, or other statutory authority.

2. These salary range adjustments are in addition to the salary range adjustments previously provided in Section G of this Compendium. These increases also do not impact on the class code or job content evaluation of the affected titles.

Charge Nurse, 10 Months	03862
Charge Nurse, 12 Months	03853/59966
Charge Nurse, 12 Months (Deaf Language Spec.)	03853D
Clinical Specialist in Psychiatric Nursing	00473
Instructor of Nursing	03874
Staff Nurse, 10 Months	03841
Staff Nurse, 12 Months	03852/60007
Supervisor of Nursing Services, 10 Months	03849
Supervisor of Nursing Services, 12 Months	03854

I. NURSES: EDUCATIONAL INCENTIVE PAYMENT

1. Based upon availability of funds, an annual lump sum educational incentive payment will be paid to all Registered Professional Nurses employed on a ward in a facility operating on a three shift, seven-day schedule.
2. Registered Professional Nurses must be in a nursing position involved in direct care and must commit to serving in such capacity for a period of one year from receipt of payment.
3. Employees will only be eligible for the highest level of payment.
4. Payments:

Bachelor of Science in Nursing	\$1,000.00
Master of Science in Nursing	\$1,500.00
Certification by the American Nurse Credentialing Center as a Clinical Nurse Specialist	\$2,500.00
5. Employees must have been functioning as Registered Professional Nurses in accordance with 1 and 2 above for one year by December 1 to be eligible for payment.

J. STATE POLICE

1. State Police Sergeants assigned in the Field Operations Section and who at the sole discretion of the Superintendent are designated as Staff Sergeants; shall receive additional compensation in the amount of an added increment during the term of their assignment as Staff Sergeant. Such additional compensation shall not be included in the calculation of prospective salary changes. Employees already at the maximum of the salary range shall be permitted to exceed the maximum by the value of this additional compensation.

Title	Title Code	<u>Functional Title</u>
Sergeant (Field Operations)	31862 – D	Staff Sergeant

- K. DURATION** - This Section will be in effect, unless specified otherwise, through Fiscal Year 2005 only.

**SALARY REGULATION FY 05
SECTION 4- MISCELLANEOUS
ISSUED: September 22, 2004**

A. SALARY ADJUSTMENTS

1. Any salary adjustment not specifically authorized by these regulations must demonstrate extraordinary justification and compelling need for such action. Such request shall be submitted on a DPF-77 and shall include required evaluative comments and recommendation of the department head.
2. The following actions also require the approval of the Commissioner, Department of Personnel and the Director, Division of Budget and Accounting:
 - a. Hiring above the authorized hiring rate for a title
 - b. Compensation for serving in a higher capacity than an employee's current title
 - c. Negative salary adjustment

B. SEASONAL AND STUDENT ASSISTANTS - Rates of Pay and Minimum Requirements

1. The following are maximum pay rates for Seasonal and Student Assistants in the titles listed below and are in effect through Fiscal Year 2005.

<u>TITLES</u>	<u>RATES</u>
<u>Group 1: Office - Clerical</u>	
General Office Clerical, (File Clerk, Receptionist, Clerk Driver, etc.)	\$7.29
Specialized Office Clerical (Typists, Word Processors, etc.)	\$7.91
Group 2: Outdoor Recreation	
Seasonal Lifeguard	\$7.50 to 10.15
<u>Special Requirements:</u> Possess a Senior Red Cross Lifesaving Certificate	

<u>TITLES</u>	<u>RATES</u>
Seasonal Senior Lifeguard <u>Special Requirements:</u> Possess a Senior Red Cross Lifesaving Certificate	\$7.85 to \$11.17
Seasonal Recreation Aide	\$7.29
Seasonal Recreation Assistant	\$7.45
Seasonal Park Ranger, PIP	\$8.98
 <u>Group 3: Maintenance and Inspection</u>	
Seasonal Maintenance Assistant	\$7.29
Seasonal Maintenance Worker	\$7.60
Seasonal Examiner, M.V. <u>Special Requirements:</u> Must be 18 yrs. of age	\$8.72
Traffic Enumerator <u>Special Requirements:</u> Must be 18 yrs. of age	\$7.29
 <u>Group 4: Professional Assistance</u>	
Seasonal Teacher/Instructor/ Counselor <u>Special Requirements:</u> Baccalaureate Degree	\$66.10 (Daily)
Seasonal Teaching Assistant <u>Special Requirements:</u> Completed 2 years of college with experience in the field of education	\$48.04 (Daily)
Seasonal Student Assistant <u>Special Requirements:</u> High School Grad.	\$7.80
Seasonal Student Assistant <u>Special Requirements:</u> Completed 1 year of college	\$7.91
Seasonal Student Assistant <u>Special Requirements:</u> Completed 2 years of college or Associate Degree	\$8.11
Seasonal Student Assistant <u>Special Requirements:</u> Completed 3 years of college	\$8.52

<u>TITLES</u>	<u>RATES</u>
Seasonal Student Assistant <u>Special Requirements:</u> Baccalaureate Degree or completed 4 years of college	\$11.48
Seasonal Student Assistant <u>Special Requirements:</u> Completed 1 year of graduate school	\$12.44
Seasonal Student Assistant <u>Special Requirements:</u> Completed 2 years of graduate school	\$14.64
Seasonal Student Assistant (Engineering) <u>Special Requirements:</u> Engineering students -completed 2 years of college	\$12.04
Seasonal Student Assistant (Engineering) <u>Special Requirements:</u> Engineering students -completed 3 years of college	\$12.44
Seasonal Student Assistant (Law Clerk) <u>Special Requirements:</u> Completed 1 year of law school	\$12.44
Seasonal Student Assistant (Law Clerk) <u>Special Requirements:</u> Completed 2 years of law school	\$14.64
Seasonal Student Assistant (Medical/Dental) <u>Special Requirements:</u> Completed 2 years of medical or dental school	\$14.64

2. In addition to meeting any special requirements listed for the position applied for, applicants must be at least 16 years of age and be able to read, write, speak and understand English sufficiently to perform the duties of the job. American Sign Language or Braille may also be considered as acceptable forms of communication.
3. Hiring preference for Seasonal and Student Assistants must be given to New Jersey residents.
4. An appointing authority who wishes to request the establishment of a Seasonal or Student Assistant position must submit forms DPF-44 and DPF-504 to the Department of Personnel.
5. Seasonal and Student Assistants are not eligible for vacation leave, sick leave, a leave of absence due to disability, a pension, or hospitalization or other medical benefits.

6. Rates established by the Department of Environmental Protection for the title of Park Assistant are in effect through Fiscal Year 2004.

C. CASINO CONTROL COMMISSION

1. Employees of the Casino Control Commission will be compensated within the established salary ranges for titles established by the Commissioner of Personnel.
2. Movement within the designated salary ranges will be based on performance criteria and timeframes established and maintained by the Chairman, Casino Control Commission and subject to review by the Commissioner of Personnel or his or her designee.
3. An employee shall not receive a base salary below the minimum nor a base salary above the maximum indicated above unless authorized by the Commissioner, Department of Personnel, and the Director, Division of Budget and Accounting.
4. Increases shall be implemented through the submission of individual electronic personnel transactions citing this Salary Regulation.

D. ACTUARIAL INTERN PROGRAM - DEPARTMENT OF BANKING AND INSURANCE

1. New employees of the Department of Banking and Insurance who are hired as Actuarial Interns will be paid a salary equivalent to salary range P23 based on exams/courses passed and experience upon entry into the program.
2. As part of the program, Actuarial Interns in both Life & Health (L&H) and Property & Casualty (P&C) will receive a five percent (5%) increase in salary upon completion of each full exam/course. These increases shall be applied on the first pay period in January (for Fall exams/courses) and July (for Spring exams/courses).
3. In addition to item 2. above, Actuarial Interns shall receive an annual merit increase of two thousand dollars (\$2,000), if supported by a PAR rating of Commendable or better. The first merit increase shall be applied on the first pay period in September or March, after thirteen (13) months of employment as an Actuarial Intern. Each subsequent merit increase shall be applied on the annual anniversary of the first merit increase. These merit increases shall continue for a maximum of eight (8) increases, until a salary of \$65,000.00 is attained, or

successful attainment of the title Managing Actuary, whichever comes first.

4. Under the L&H track, Actuarial Interns with six (6) or less completed courses will be eligible for exam program and/or performance increases, with an annual maximum salary of sixty-five thousand dollars (\$65,000).
5. Under the P&C track, Actuarial Interns with seven (7) or less completed exams will be eligible for exam program and/or performance increases, with an annual maximum salary of sixty-five thousand dollars (\$65,000).
6. While in the title of Actuarial Intern, employees will receive the benefit of any negotiated contract items applied to Employee Relations Group P. These contract items will not be subject to the sixty-five thousand-dollar (\$65,000) limitation, mentioned in 4. and 5. above.
7. For the L&H track, upon successful completion of the first six (6) exams and achievement of the professional designation "Associate of the Society of Actuaries" (ASA), Actuarial Interns will be nominated for appointment to the title Managing Actuary with a five percent (5%) salary increase, in addition to the five percent (5%) course increase stated in 2.
8. For the P&C track, upon successful completion of the first seven (7) exams and achievement of the professional designation "Associate of the Casualty Actuarial Society" (ACAS), Actuarial Interns will be nominated for appointment to the title Managing Actuary with a five percent (5%) salary increase, in addition to the five percent (5%) exam increase stated in 2.
9. The program shall be limited to a maximum of ten (10) employees.

**E. RESIDENTS ON CONSTRUCTION PROJECTS
DEPARTMENT OF TRANSPORTATION**

1. This Section is applicable to residents on Department of Transportation construction projects. A resident is defined as a Department of Transportation employee, serving in any of the titles listed in 2. below, who is in charge of all aspects of a construction project from start to finish, and is on call on a seven-day, 24-hour basis.

2. Employees in the following titles may be assigned to serve as residents: Construction and Maintenance Technician 1; Assistant Engineer, Transportation; Assistant Engineer, Electrical; Senior Engineer, Transportation; Senior Engineer, Electrical; Principal Engineer, Transportation; Principal Engineer, Electrical; Principal Environmental Engineer; Senior Environmental Engineer; Project Engineer, Construction; and Project Engineer, Electric. Incumbents will be assigned to serve as residents based on the suitability of their title and experience to the size and complexity of the project.
3. Residents are entitled to a special rate of pay. The rate shall represent 5% of the average daily rate for each day served. This payment shall be made twice yearly on or about the first and fourteenth supplemental pay periods of the calendar year. A personnel transaction will be submitted for each individual showing a lump sum equaling 5% of the employee's average daily rate for the period, times the number of work days for the period.
4. Duration of payments will be as follows:

- a. In the Division of Construction and Materials:

The functional rate will go into effect on the date that a Preconstruction Meeting for the project takes place, in accordance with Construction Operations Bulletin 66-3G. The rate will cease 30 days after a final corrective action inspection has taken place, in accordance with Construction Operation Bulletin 76-1A.

- b. In Electrical Systems:

The functional rate will go into effect on the date that a Preconstruction Meeting for the project takes place, and cease when as-builts are completed.

F. CHANGE IN EMPLOYEE RELATIONS GROUP

1. This part of Section 4 applies to employees in titles reassigned from any designated managerial Employee Relations Group to any non-managerial Employee Relations Group.
2. Anniversary dates for employees will be set by one of the following methods, consistent with applicable rules on eighth and ninth step:
 - a. Employees with anniversary dates which occur after the effective date of the reassignment will remain unchanged.

- b. Employees who have not received a performance increase or lump sum award in the 12 month period preceding the reassignment will be advanced to the next incremental step and assigned an anniversary date which concurs with the effective date of the reassignment.
 - c. Employees who have received a lump sum payment in lieu of a performance increase within the 12 month period preceding the reassignment will be assigned an anniversary date one year from the effective date of the lump sum payment.
3. Employees may be advanced to the next incremental step on the anniversary date determined in 2. above in accordance with the provisions of the current Salary Regulation for the Employee Relations Group to which the employee has been reassigned, provided their performance was at least satisfactory or successful.

G. ANNIVERSARY DATES

1. Anniversary dates for new hires and for personnel actions, which establish a new anniversary date during Fiscal Year 2005, will be assigned in accordance with the following schedule:

<u>Action Effective</u>	<u>Anniversary Date</u>
07/10/04	15/05
07/24/04	16/05
08/07/04	17/05
08/21/04	18/05
09/04/04	19/05
09/18/04	20/05
10/02/04	21/05
10/16/04	22/05
10/30/04	23/05
11/13/04	24/05
11/27/04	25/05
12/11/04	26/05
12/25/04	1/06
01/08/05	2/06
01/22/05	3/06
02/05/05	4/06
02/19/05	5/06
03/05/05	6/06
03/19/05	7/06

Action Effective

Anniversary Date

04/02/05	8/06
04/16/05	9/06
04/30/05	10/06
05/14/05	11/06
05/28/05	12/06
06/11/05	13/06
06/25/05	14/06

2. Actions effective after the beginning of a pay period (first working day) will be assigned the anniversary date of the next pay period.

H. DURATION - This Section will be in effect, unless specified otherwise, through Fiscal Year 2005 only.

EMPLOYEE RELATIONS GROUP LIST

The Compensation Schedules refer to Employee Relations Groups. These groups are as follows:

- A - Administrative and Clerical Services Unit (CWA)
- B - Judiciary, Professional Case Related (PANJ)
- C - Crafts Unit (IFPTE)
- D - Judiciary, Managerial
- E - Managerial & Exempt, State Police
- E9 - State Police Captains (SPCU)
- F - Law Enforcement Unit, Non-Corrections (FOP)
- G - Judiciary, Professional Non-Case Related (CWA)
- H - Health Care & Rehabilitation Services Unit (AFSCME)
- I - Inspection and Security Unit (IFPTE)
- J - Superior Officers Law Enforcement Unit, Non-Troopers (FOP)
- K - Primary Level Law Enforcement Unit, Non-Troopers (FOP)
- L - Law Enforcement Unit, Corrections (FOP)
- M - Managerial
- MB - Management in Non-State Police, Law Enforcement Titles
- MD - Managerial & Exempt, Higher Education
- M3 - Management Law Enforcement, Corrections
- N - State Police, Non-Commissioned Officers Unit (NCOA)
- O - Operations, Maintenance and Services Unit (IFPTE)
- P - Professional Unit (CWA)
- R - Primary Level Supervisors Unit (CWA)
- S - Higher Level Supervisors Unit (CWA)
- T - State Troopers Unit (STFA)
- U - Judiciary, Professional Supervisory (PANJ)
- U2 - State Colleges - Special Program (CWA)
- V - Higher Level Supervisors Unit, Exempt
- W - Administrative and Clerical Services Unit, Exempt
- X - Exempt
- Y - Professional Unit, Exempt
- Z - Deputy Attorneys General
- @ - Judiciary, Support Staff (JCAU)
- \$ - Judiciary, Professional Supervisors Court Reporters (PANJ)
- 1 - Superior Officers, Law Enforcement Unit, Corrections (FOP)
- 2 - Primary Level, Law Enforcement Unit, Corrections (FOP)
- 3 - Judiciary, Administrative (JCAU)
- 4 - Correction Captains Unit (FOP)
- 4A - Non-Correction Captains Unit (FOP)
- 5 - Judiciary, Official Court Reporters (OPEIU)
- 6 - Judiciary, Support Staff (JCAU)
- 7 - Judiciary, Support Supervisors (JCAU)
- 8 - Internal Affairs Investigators Unit (FOP)
- 9 - State Police, Superior Officers Unit (STSOA)

It is also important to note that while a particular title may be assigned to an Employee Relations Group, particular individuals serving in that title may be excluded from representation if the nature of their duties is such that they are "confidential employees" within the meaning of the New Jersey Employer-Employee Relations Act.

EMPLOYEE RELATIONS GROUP LIST

The Compensation Schedules refer to Employee Relations Groups. These Groups are as follows:

- A - Administrative and Clerical Services Unit (CWA)
- W - Administrative and Clerical Services Unit - Exempt
- 4 - Correction Captains Unit (FOP)
- C - Crafts Unit (IFPTE)
- Z - Deputy Attorneys General
- X - Exempt
- H - Health Care & Rehabilitation Services Unit (AFSCME)
- S - Higher Level Supervisors Unit (CWA)
- V - Higher Level Supervisors Unit - Exempt
- I - Inspection and Security Unit (IFPTE)
- 8 - Internal Affairs Investigators Unit (FOP)
- 3 - Judiciary - Administrative (JCAU)
- D - Judiciary - Managerial
- 5 - Judiciary - Official Court Reporters (OPEIU)
- B - Judiciary - Professional Case Related (PANJ)
- G - Judiciary - Professional Non-Case Related (CWA)
- \$ - Judiciary - Professional Supervisors Court Reporters (PANJ)
- U - Judiciary - Professional Supervisory (PANJ)
- @ - Judiciary - Support Staff (JCAU)
- 6 - Judiciary - Support Staff (JCAU)
- 7 - Judiciary - Support Supervisors (JCAU)
- L - Law Enforcement Unit - Corrections (FOP)
- F - Law Enforcement Unit - Non Corrections (FOP)
- MB - Management in Non State Police Law - Enforcement Titles
- M3 - Management Law Enforcement Corrections
- M - Managerial
- MD - Managerial & Exempt - Higher Education
- E - Managerial & Exempt - State Police
- 4A - Non-Correction Captains Unit (FOP)
- O - Operations, Maintenance and Services Unit (IFPTE)
- 2 - Primary Level Law Enforcement Unit - Corrections (FOP)
- K - Primary Level Law Enforcement Unit - Non Troopers (FOP)
- R - Primary Level Supervisors Unit (CWA)
- P - Professional Unit (CWA)
- Y - Professional Unit - Exempt
- U2 - State Colleges - Special Program (CWA)
- E9 - State Police Captains (SPCU)
- 9 - State Police Superior Officer Unit (STSOA)
- N - State Police Non-Commissioned Officers Unit (NCOA)
- T - State Troopers Unit (STFA)
- 1 - Superior Officers Law Enforcement Unit - Corrections (FOP)
- J - Superior Officers Law Enforcement Unit - Non Troopers (FOP)

It is also important to note that while a particular title may be assigned to an Employee Relations Group, particular individuals serving in that title may be excluded from representation if the nature of their duties is such that they are "confidential employees" within the meaning of the New Jersey Employer-Employee Relations Act.

- AFSCME - American Federation of State, County & Municipal Employees
- CWA - Communications Workers of America
- FOP - Fraternal Order of Police
- IFPTE - International Federation of Professional & Technical Engineers
- JCAU - Judiciary Council of Affiliated Unions
- NCOA - NJ Non-Commissioned Officers Association
- OPEIU - Office & Professional Employees International Union
- PANJ - Probation Association of NJ
- SEIU - Service Employees International Union
- SPCU - State Police Captains Unit
- STFA - State Troopers Fraternal Association
- STSOA - State Troopers Superior Officers Association of NJ

SALARY SCHEDULE

12 Month Employees Effective: June 26, 2004
10 Month Employees Effective: September 1, 2004
Covering Employee Relations Groups: A ♦ W

Range	1	2	3	4	5	6
<i>Increment</i>	706.50	739.33	775.07	813.87	855.53	900.33
<i>Step 1</i>	17,191.02	17,897.52	18,636.85	19,411.92	20,225.79	21,081.32
<i>Step 2</i>	17,897.52	18,636.85	19,411.92	20,225.79	21,081.32	21,981.65
<i>Step 3</i>	18,604.02	19,376.18	20,186.99	21,039.66	21,936.85	22,881.98
<i>Step 4</i>	19,310.52	20,115.51	20,962.06	21,853.53	22,792.38	23,782.31
<i>Step 5</i>	20,017.02	20,854.84	21,737.13	22,667.40	23,647.91	24,682.64
<i>Step 6</i>	20,723.52	21,594.17	22,512.20	23,481.27	24,503.44	25,582.97
<i>Step 7</i>	21,430.02	22,333.50	23,287.27	24,295.14	25,358.97	26,483.30
<i>Step 8</i>	22,136.52	23,072.83	24,062.34	25,109.01	26,214.50	27,383.63
<i>Step 9</i>	22,843.02	23,812.16	24,837.41	25,922.88	27,070.03	28,283.96

Range	7	8	9	10	11	12
<i>Increment</i>	945.01	992.69	1,040.39	1,091.11	1,144.76	1,201.32
<i>Step 1</i>	21,981.65	22,926.66	23,919.35	24,959.74	26,050.85	27,195.61
<i>Step 2</i>	22,926.66	23,919.35	24,959.74	26,050.85	27,195.61	28,396.93
<i>Step 3</i>	23,871.67	24,912.04	26,000.13	27,141.96	28,340.37	29,598.25
<i>Step 4</i>	24,816.68	25,904.73	27,040.52	28,233.07	29,485.13	30,799.57
<i>Step 5</i>	25,761.69	26,897.42	28,080.91	29,324.18	30,629.89	32,000.89
<i>Step 6</i>	26,706.70	27,890.11	29,121.30	30,415.29	31,774.65	33,202.21
<i>Step 7</i>	27,651.71	28,882.80	30,161.69	31,506.40	32,919.41	34,403.53
<i>Step 8</i>	28,596.72	29,875.49	31,202.08	32,597.51	34,064.17	35,604.85
<i>Step 9</i>	29,541.73	30,868.18	32,242.47	33,688.62	35,208.93	36,806.17

Range	13	14	15	16	17	18
<i>Increment</i>	1,264.01	1,326.56	1,392.18	1,463.73	1,538.25	1,612.75
<i>Step 1</i>	28,396.93	29,660.94	30,987.50	32,379.68	33,843.41	35,381.66
<i>Step 2</i>	29,660.94	30,987.50	32,379.68	33,843.41	35,381.66	36,994.41
<i>Step 3</i>	30,924.95	32,314.06	33,771.86	35,307.14	36,919.91	38,607.16
<i>Step 4</i>	32,188.96	33,640.62	35,164.04	36,770.87	38,458.16	40,219.91
<i>Step 5</i>	33,452.97	34,967.18	36,556.22	38,234.60	39,996.41	41,832.66
<i>Step 6</i>	34,716.98	36,293.74	37,948.40	39,698.33	41,534.66	43,445.41
<i>Step 7</i>	35,980.99	37,620.30	39,340.58	41,162.06	43,072.91	45,058.16
<i>Step 8</i>	37,245.00	38,946.86	40,732.76	42,625.79	44,611.16	46,670.91
<i>Step 9</i>	38,509.01	40,273.42	42,124.94	44,089.52	46,149.41	48,283.66

SALARY SCHEDULE

12 Month Employees Effective: June 26, 2004

10 Month Employees Effective: September 1, 2004

Covering Employee Relations Groups: A ♦ W

Range	19	20	21	22	23	24
<i>Increment</i>	1,693.25	1,779.73	1,869.18	1,961.54	2,059.95	2,161.27
<i>Step 1</i>	36,994.41	38,687.66	40,467.39	42,336.57	44,298.11	46,358.06
<i>Step 2</i>	38,687.66	40,467.39	42,336.57	44,298.11	46,358.06	48,519.33
<i>Step 3</i>	40,380.91	42,247.12	44,205.75	46,259.65	48,418.01	50,680.60
<i>Step 4</i>	42,074.16	44,026.85	46,074.93	48,221.19	50,477.96	52,841.87
<i>Step 5</i>	43,767.41	45,806.58	47,944.11	50,182.73	52,537.91	55,003.14
<i>Step 6</i>	45,460.66	47,586.31	49,813.29	52,144.27	54,597.86	57,164.41
<i>Step 7</i>	47,153.91	49,366.04	51,682.47	54,105.81	56,657.81	59,325.68
<i>Step 8</i>	48,847.16	51,145.77	53,551.65	56,067.35	58,717.76	61,486.95
<i>Step 9</i>	50,540.41	52,925.50	55,420.83	58,028.89	60,777.71	63,648.22

Range	25	26	27	28	29	30
<i>Increment</i>	2,271.59	2,384.89	2,504.09	2,629.35	2,760.50	2,897.59
<i>Step 1</i>	48,519.33	50,790.92	53,175.81	55,679.90	58,309.25	61,069.75
<i>Step 2</i>	50,790.92	53,175.81	55,679.90	58,309.25	61,069.75	63,967.34
<i>Step 3</i>	53,062.51	55,560.70	58,183.99	60,938.60	63,830.25	66,864.93
<i>Step 4</i>	55,334.10	57,945.59	60,688.08	63,567.95	66,590.75	69,762.52
<i>Step 5</i>	57,605.69	60,330.48	63,192.17	66,197.30	69,351.25	72,660.11
<i>Step 6</i>	59,877.28	62,715.37	65,696.26	68,826.65	72,111.75	75,557.70
<i>Step 7</i>	62,148.87	65,100.26	68,200.35	71,456.00	74,872.25	78,455.29
<i>Step 8</i>	64,420.46	67,485.15	70,704.44	74,085.35	77,632.75	81,352.88
<i>Step 9</i>	66,692.05	69,870.04	73,208.53	76,714.70	80,393.25	84,250.47

Range	31	32	33	34	35	36
<i>Increment</i>	3,043.67	3,195.76	3,353.74	3,523.66	3,696.56	3,881.40
<i>Step 1</i>	63,967.34	67,011.01	70,206.77	73,560.51	77,084.17	80,780.73
<i>Step 2</i>	67,011.01	70,206.77	73,560.51	77,084.17	80,780.73	84,662.13
<i>Step 3</i>	70,054.68	73,402.53	76,914.25	80,607.83	84,477.29	88,543.53
<i>Step 4</i>	73,098.35	76,598.29	80,267.99	84,131.49	88,173.85	92,424.93
<i>Step 5</i>	76,142.02	79,794.05	83,621.73	87,655.15	91,870.41	96,306.33
<i>Step 6</i>	79,185.69	82,989.81	86,975.47	91,178.81	95,566.97	100,187.73
<i>Step 7</i>	82,229.36	86,185.57	90,329.21	94,702.47	99,263.53	104,069.13
<i>Step 8</i>	85,273.03	89,381.33	93,682.95	98,226.13	102,960.09	107,950.53
<i>Step 9</i>	88,316.70	92,577.09	97,036.69	101,749.79	106,656.65	111,831.93

SALARY SCHEDULE

12 Month Employees Effective: June 26, 2004
10 Month Employees Effective: September 1, 2004
Covering Employee Relations Groups: A ♦ W

Range	37	38	39	40	41	42
<i>Increment</i>	4,078.12	4,280.85	4,495.47	4,719.12	4,957.53	5,202.00
<i>Step 1</i>	84,662.13	88,740.25	93,021.10	97,516.57	102,235.69	107,193.22
<i>Step 2</i>	88,740.25	93,021.10	97,516.57	102,235.69	107,193.22	112,395.22
<i>Step 3</i>	92,818.37	97,301.95	102,012.04	106,954.81	112,150.75	117,597.22
<i>Step 4</i>	96,896.49	101,582.80	106,507.51	111,673.93	117,108.28	122,799.22
<i>Step 5</i>	100,974.61	105,863.65	111,002.98	116,393.05	122,065.81	128,001.22
<i>Step 6</i>	105,052.73	110,144.50	115,498.45	121,112.17	127,023.34	133,203.22
<i>Step 7</i>	109,130.85	114,425.35	119,993.92	125,831.29	131,980.87	138,405.22
<i>Step 8</i>	113,208.97	118,706.20	124,489.39	130,550.41	136,938.40	143,607.22
<i>Step 9</i>	117,287.09	122,987.05	128,984.86	135,269.53	141,895.93	148,809.22

Range	43	44	45
<i>Increment</i>	5,464.35	5,738.60	6,024.80
<i>Step 1</i>	112,395.22	117,859.57	123,598.17
<i>Step 2</i>	117,859.57	123,598.17	129,622.97
<i>Step 3</i>	123,323.92	129,336.77	135,647.77
<i>Step 4</i>	128,788.27	135,075.37	141,672.57
<i>Step 5</i>	134,252.62	140,813.97	147,697.37
<i>Step 6</i>	139,716.97	146,552.57	153,722.17
<i>Step 7</i>	145,181.32	152,291.17	159,746.97
<i>Step 8</i>	150,645.67	158,029.77	165,771.77
<i>Step 9</i>	156,110.02	163,768.37	171,796.57

SALARY SCHEDULE

12 Month Employees Effective: June 26, 2004

10 Month Employees Effective: September 1, 2004

Covering Employee Relations Groups: C • I • O

Range	1	2	3	4	5	6
<i>Increment</i>	699.64	732.19	767.55	805.99	847.24	891.62
<i>Step 1</i>	17,024.52	17,724.16	18,456.35	19,223.90	20,029.89	20,877.13
<i>Step 2</i>	17,724.16	18,456.35	19,223.90	20,029.89	20,877.13	21,768.75
<i>Step 3</i>	18,423.80	19,188.54	19,991.45	20,835.88	21,724.37	22,660.37
<i>Step 4</i>	19,123.44	19,920.73	20,759.00	21,641.87	22,571.61	23,551.99
<i>Step 5</i>	19,823.08	20,652.92	21,526.55	22,447.86	23,418.85	24,443.61
<i>Step 6</i>	20,522.72	21,385.11	22,294.10	23,253.85	24,266.09	25,335.23
<i>Step 7</i>	21,222.36	22,117.30	23,061.65	24,059.84	25,113.33	26,226.85
<i>Step 8</i>	21,922.00	22,849.49	23,829.20	24,865.83	25,960.57	27,118.47
<i>Step 9</i>	22,621.64	23,581.68	24,596.75	25,671.82	26,807.81	28,010.09

Range	7	8	9	10	11	12
<i>Increment</i>	935.85	983.09	1,030.30	1,080.54	1,133.67	1,189.69
<i>Step 1</i>	21,768.75	22,704.60	23,687.69	24,717.99	25,798.53	26,932.20
<i>Step 2</i>	22,704.60	23,687.69	24,717.99	25,798.53	26,932.20	28,121.89
<i>Step 3</i>	23,640.45	24,670.78	25,748.29	26,879.07	28,065.87	29,311.58
<i>Step 4</i>	24,576.30	25,653.87	26,778.59	27,959.61	29,199.54	30,501.27
<i>Step 5</i>	25,512.15	26,636.96	27,808.89	29,040.15	30,333.21	31,690.96
<i>Step 6</i>	26,448.00	27,620.05	28,839.19	30,120.69	31,466.88	32,880.65
<i>Step 7</i>	27,383.85	28,603.14	29,869.49	31,201.23	32,600.55	34,070.34
<i>Step 8</i>	28,319.70	29,586.23	30,899.79	32,281.77	33,734.22	35,260.03
<i>Step 9</i>	29,255.55	30,569.32	31,930.09	33,362.31	34,867.89	36,449.72

Range	13	14	15	16	17	18
<i>Increment</i>	1,251.78	1,313.70	1,378.70	1,449.55	1,523.37	1,597.11
<i>Step 1</i>	28,121.89	29,373.67	30,687.37	32,066.07	33,515.62	35,038.99
<i>Step 2</i>	29,373.67	30,687.37	32,066.07	33,515.62	35,038.99	36,636.10
<i>Step 3</i>	30,625.45	32,001.07	33,444.77	34,965.17	36,562.36	38,233.21
<i>Step 4</i>	31,877.23	33,314.77	34,823.47	36,414.72	38,085.73	39,830.32
<i>Step 5</i>	33,129.01	34,628.47	36,202.17	37,864.27	39,609.10	41,427.43
<i>Step 6</i>	34,380.79	35,942.17	37,580.87	39,313.82	41,132.47	43,024.54
<i>Step 7</i>	35,632.57	37,255.87	38,959.57	40,763.37	42,655.84	44,621.65
<i>Step 8</i>	36,884.35	38,569.57	40,338.27	42,212.92	44,179.21	46,218.76
<i>Step 9</i>	38,136.13	39,883.27	41,716.97	43,662.47	45,702.58	47,815.87

SALARY SCHEDULE

12 Month Employees Effective: June 26, 2004

10 Month Employees Effective: September 1, 2004

Covering Employee Relations Groups: C • I • O

Range	19	20	21	22	23	24
<i>Increment</i>	1,676.86	1,762.48	1,851.07	1,942.56	2,039.98	2,140.34
<i>Step 1</i>	36,636.10	38,312.96	40,075.44	41,926.51	43,869.07	45,909.05
<i>Step 2</i>	38,312.96	40,075.44	41,926.51	43,869.07	45,909.05	48,049.39
<i>Step 3</i>	39,989.82	41,837.92	43,777.58	45,811.63	47,949.03	50,189.73
<i>Step 4</i>	41,666.68	43,600.40	45,628.65	47,754.19	49,989.01	52,330.07
<i>Step 5</i>	43,343.54	45,362.88	47,479.72	49,696.75	52,028.99	54,470.41
<i>Step 6</i>	45,020.40	47,125.36	49,330.79	51,639.31	54,068.97	56,610.75
<i>Step 7</i>	46,697.26	48,887.84	51,181.86	53,581.87	56,108.95	58,751.09
<i>Step 8</i>	48,374.12	50,650.32	53,032.93	55,524.43	58,148.93	60,891.43
<i>Step 9</i>	50,050.98	52,412.80	54,884.00	57,466.99	60,188.91	63,031.77

Range	25	26	27	28	29	30
<i>Increment</i>	2,249.59	2,361.80	2,479.83	2,603.91	2,733.75	2,869.52
<i>Step 1</i>	48,049.39	50,298.98	52,660.78	55,140.61	57,744.52	60,478.27
<i>Step 2</i>	50,298.98	52,660.78	55,140.61	57,744.52	60,478.27	63,347.79
<i>Step 3</i>	52,548.57	55,022.58	57,620.44	60,348.43	63,212.02	66,217.31
<i>Step 4</i>	54,798.16	57,384.38	60,100.27	62,952.34	65,945.77	69,086.83
<i>Step 5</i>	57,047.75	59,746.18	62,580.10	65,556.25	68,679.52	71,956.35
<i>Step 6</i>	59,297.34	62,107.98	65,059.93	68,160.16	71,413.27	74,825.87
<i>Step 7</i>	61,546.93	64,469.78	67,539.76	70,764.07	74,147.02	77,695.39
<i>Step 8</i>	63,796.52	66,831.58	70,019.59	73,367.98	76,880.77	80,564.91
<i>Step 9</i>	66,046.11	69,193.38	72,499.42	75,971.89	79,614.52	83,434.43

Range	31	32	33	34	35	36
<i>Increment</i>	3,014.21	3,164.79	3,321.27	3,489.52	3,660.76	3,843.81
<i>Step 1</i>	63,347.79	66,362.00	69,526.79	72,848.06	76,337.58	79,998.34
<i>Step 2</i>	66,362.00	69,526.79	72,848.06	76,337.58	79,998.34	83,842.15
<i>Step 3</i>	69,376.21	72,691.58	76,169.33	79,827.10	83,659.10	87,685.96
<i>Step 4</i>	72,390.42	75,856.37	79,490.60	83,316.62	87,319.86	91,529.77
<i>Step 5</i>	75,404.63	79,021.16	82,811.87	86,806.14	90,980.62	95,373.58
<i>Step 6</i>	78,418.84	82,185.95	86,133.14	90,295.66	94,641.38	99,217.39
<i>Step 7</i>	81,433.05	85,350.74	89,454.41	93,785.18	98,302.14	103,061.20
<i>Step 8</i>	84,447.26	88,515.53	92,775.68	97,274.70	101,962.90	106,905.01
<i>Step 9</i>	87,461.47	91,680.32	96,096.95	100,764.22	105,623.66	110,748.82

SALARY SCHEDULE

12 Month Employees Effective: June 26, 2004
10 Month Employees Effective: September 1, 2004
Covering Employee Relations Groups: C • I • O

Range	37	38	39	40	41	42
<i>Increment</i>	4,038.63	4,239.39	4,451.91	4,673.41	4,909.53	5,151.62
<i>Step 1</i>	83,842.15	87,880.78	92,120.17	96,572.08	101,245.49	106,155.02
<i>Step 2</i>	87,880.78	92,120.17	96,572.08	101,245.49	106,155.02	111,306.64
<i>Step 3</i>	91,919.41	96,359.56	101,023.99	105,918.90	111,064.55	116,458.26
<i>Step 4</i>	95,958.04	100,598.95	105,475.90	110,592.31	115,974.08	121,609.88
<i>Step 5</i>	99,996.67	104,838.34	109,927.81	115,265.72	120,883.61	126,761.50
<i>Step 6</i>	104,035.30	109,077.73	114,379.72	119,939.13	125,793.14	131,913.12
<i>Step 7</i>	108,073.93	113,317.12	118,831.63	124,612.54	130,702.67	137,064.74
<i>Step 8</i>	112,112.56	117,556.51	123,283.54	129,285.95	135,612.20	142,216.36
<i>Step 9</i>	116,151.19	121,795.90	127,735.45	133,959.36	140,521.73	147,367.98

Range	43	44	45
<i>Increment</i>	5,411.40	5,683.04	5,966.42
<i>Step 1</i>	111,306.64	116,718.04	122,401.08
<i>Step 2</i>	116,718.04	122,401.08	128,367.50
<i>Step 3</i>	122,129.44	128,084.12	134,333.92
<i>Step 4</i>	127,540.84	133,767.16	140,300.34
<i>Step 5</i>	132,952.24	139,450.20	146,266.76
<i>Step 6</i>	138,363.64	145,133.24	152,233.18
<i>Step 7</i>	143,775.04	150,816.28	158,199.60
<i>Step 8</i>	149,186.44	156,499.32	164,166.02
<i>Step 9</i>	154,597.84	162,182.36	170,132.44

SALARY SCHEDULE

Effective: December 28, 2002

Covering Employee Relations Group: F

Range	8	9	10	11	12	13
<i>Increment</i>	1,299.79	1,362.25	1,428.61	1,498.84	1,572.98	1,654.96
<i>Step 1</i>	25,940.86	27,240.65	28,602.90	30,031.51	31,530.35	33,103.33
<i>Step 2</i>	27,240.65	28,602.90	30,031.51	31,530.35	33,103.33	34,758.29
<i>Step 3</i>	28,540.44	29,965.15	31,460.12	33,029.19	34,676.31	36,413.25
<i>Step 4</i>	29,840.23	31,327.40	32,888.73	34,528.03	36,249.29	38,068.21
<i>Step 5</i>	31,140.02	32,689.65	34,317.34	36,026.87	37,822.27	39,723.17
<i>Step 6</i>	32,439.81	34,051.90	35,745.95	37,525.71	39,395.25	41,378.13
<i>Step 7</i>	33,739.60	35,414.15	37,174.56	39,024.55	40,968.23	43,033.09
<i>Step 8</i>	35,039.39	36,776.40	38,603.17	40,523.39	42,541.21	44,688.05
<i>Step 9</i>	36,339.18	38,138.65	40,031.78	42,022.23	44,114.19	46,343.01

Range	14	15	16	17	18	19
<i>Increment</i>	1,736.96	1,822.77	1,916.52	2,014.04	2,111.62	2,217.09
<i>Step 1</i>	34,758.29	36,495.25	38,318.02	40,234.54	42,248.58	44,360.20
<i>Step 2</i>	36,495.25	38,318.02	40,234.54	42,248.58	44,360.20	46,577.29
<i>Step 3</i>	38,232.21	40,140.79	42,151.06	44,262.62	46,471.82	48,794.38
<i>Step 4</i>	39,969.17	41,963.56	44,067.58	46,276.66	48,583.44	51,011.47
<i>Step 5</i>	41,706.13	43,786.33	45,984.10	48,290.70	50,695.06	53,228.56
<i>Step 6</i>	43,443.09	45,609.10	47,900.62	50,304.74	52,806.68	55,445.65
<i>Step 7</i>	45,180.05	47,431.87	49,817.14	52,318.78	54,918.30	57,662.74
<i>Step 8</i>	46,917.01	49,254.64	51,733.66	54,332.82	57,029.92	59,879.83
<i>Step 9</i>	48,653.97	51,077.41	53,650.18	56,346.86	59,141.54	62,096.92

Range	20	21	22	23	24	25
<i>Increment</i>	2,330.19	2,447.34	2,568.31	2,697.13	2,829.87	2,974.24
<i>Step 1</i>	46,577.29	48,907.48	51,354.82	53,923.13	56,620.26	59,450.13
<i>Step 2</i>	48,907.48	51,354.82	53,923.13	56,620.26	59,450.13	62,424.37
<i>Step 3</i>	51,237.67	53,802.16	56,491.44	59,317.39	62,280.00	65,398.61
<i>Step 4</i>	53,567.86	56,249.50	59,059.75	62,014.52	65,109.87	68,372.85
<i>Step 5</i>	55,898.05	58,696.84	61,628.06	64,711.65	67,939.74	71,347.09
<i>Step 6</i>	58,228.24	61,144.18	64,196.37	67,408.78	70,769.61	74,321.33
<i>Step 7</i>	60,558.43	63,591.52	66,764.68	70,105.91	73,599.48	77,295.57
<i>Step 8</i>	62,888.62	66,038.86	69,332.99	72,803.04	76,429.35	80,269.81
<i>Step 9</i>	65,218.81	68,486.20	71,901.30	75,500.17	79,259.22	83,244.05

SALARY SCHEDULE

Effective: December 28, 2002

Covering Employee Relations Group: F

Range	26	27	28	29	30
<i>Increment</i>	3,122.62	3,278.69	3,442.68	3,614.36	3,793.95
<i>Step 1</i>	62,424.37	65,546.99	68,825.68	72,268.36	75,882.72
<i>Step 2</i>	65,546.99	68,825.68	72,268.36	75,882.72	79,676.67
<i>Step 3</i>	68,669.61	72,104.37	75,711.04	79,497.08	83,470.62
<i>Step 4</i>	71,792.23	75,383.06	79,153.72	83,111.44	87,264.57
<i>Step 5</i>	74,914.85	78,661.75	82,596.40	86,725.80	91,058.52
<i>Step 6</i>	78,037.47	81,940.44	86,039.08	90,340.16	94,852.47
<i>Step 7</i>	81,160.09	85,219.13	89,481.76	93,954.52	98,646.42
<i>Step 8</i>	84,282.71	88,497.82	92,924.44	97,568.88	102,440.37
<i>Step 9</i>	87,405.33	91,776.51	96,367.12	101,183.24	106,234.32

SALARY SCHEDULE

12 Month Employees Effective: June 26, 2004

10 Month Employees Effective: September 1, 2004

Covering Employee Relations Group: H

Range	1	2	3	4	5	6
<i>Increment</i>	699.66	732.19	767.58	806.01	847.27	891.62
<i>Step 1</i>	17,024.93	17,724.59	18,456.78	19,224.36	20,030.37	20,877.64
<i>Step 2</i>	17,724.59	18,456.78	19,224.36	20,030.37	20,877.64	21,769.26
<i>Step 3</i>	18,424.25	19,188.97	19,991.94	20,836.38	21,724.91	22,660.88
<i>Step 4</i>	19,123.91	19,921.16	20,759.52	21,642.39	22,572.18	23,552.50
<i>Step 5</i>	19,823.57	20,653.35	21,527.10	22,448.40	23,419.45	24,444.12
<i>Step 6</i>	20,523.23	21,385.54	22,294.68	23,254.41	24,266.72	25,335.74
<i>Step 7</i>	21,222.89	22,117.73	23,062.26	24,060.42	25,113.99	26,227.36
<i>Step 8</i>	21,922.55	22,849.92	23,829.84	24,866.43	25,961.26	27,118.98
<i>Step 9</i>	22,622.21	23,582.11	24,597.42	25,672.44	26,808.53	28,010.60

Range	7	8	9	10	11	12
<i>Increment</i>	935.88	983.11	1,030.35	1,080.55	1,133.69	1,189.73
<i>Step 1</i>	21,769.26	22,705.14	23,688.25	24,718.60	25,799.15	26,932.84
<i>Step 2</i>	22,705.14	23,688.25	24,718.60	25,799.15	26,932.84	28,122.57
<i>Step 3</i>	23,641.02	24,671.36	25,748.95	26,879.70	28,066.53	29,312.30
<i>Step 4</i>	24,576.90	25,654.47	26,779.30	27,960.25	29,200.22	30,502.03
<i>Step 5</i>	25,512.78	26,637.58	27,809.65	29,040.80	30,333.91	31,691.76
<i>Step 6</i>	26,448.66	27,620.69	28,840.00	30,121.35	31,467.60	32,881.49
<i>Step 7</i>	27,384.54	28,603.80	29,870.35	31,201.90	32,601.29	34,071.22
<i>Step 8</i>	28,320.42	29,586.91	30,900.70	32,282.45	33,734.98	35,260.95
<i>Step 9</i>	29,256.30	30,570.02	31,931.05	33,363.00	34,868.67	36,450.68

Range	13	14	15	16	17	18
<i>Increment</i>	1,251.79	1,313.74	1,378.73	1,449.60	1,523.40	1,597.15
<i>Step 1</i>	28,122.57	29,374.36	30,688.10	32,066.83	33,516.43	35,039.83
<i>Step 2</i>	29,374.36	30,688.10	32,066.83	33,516.43	35,039.83	36,636.98
<i>Step 3</i>	30,626.15	32,001.84	33,445.56	34,966.03	36,563.23	38,234.13
<i>Step 4</i>	31,877.94	33,315.58	34,824.29	36,415.63	38,086.63	39,831.28
<i>Step 5</i>	33,129.73	34,629.32	36,203.02	37,865.23	39,610.03	41,428.43
<i>Step 6</i>	34,381.52	35,943.06	37,581.75	39,314.83	41,133.43	43,025.58
<i>Step 7</i>	35,633.31	37,256.80	38,960.48	40,764.43	42,656.83	44,622.73
<i>Step 8</i>	36,885.10	38,570.54	40,339.21	42,214.03	44,180.23	46,219.88
<i>Step 9</i>	38,136.89	39,884.28	41,717.94	43,663.63	45,703.63	47,817.03

SALARY SCHEDULE

12 Month Employees Effective: June 26, 2004

10 Month Employees Effective: September 1, 2004

Covering Employee Relations Group: H

Range	19	20	21	22	23	24
<i>Increment</i>	1,676.90	1,762.52	1,851.11	1,942.60	2,040.04	2,140.38
<i>Step 1</i>	36,636.98	38,313.88	40,076.40	41,927.51	43,870.11	45,910.15
<i>Step 2</i>	38,313.88	40,076.40	41,927.51	43,870.11	45,910.15	48,050.53
<i>Step 3</i>	39,990.78	41,838.92	43,778.62	45,812.71	47,950.19	50,190.91
<i>Step 4</i>	41,667.68	43,601.44	45,629.73	47,755.31	49,990.23	52,331.29
<i>Step 5</i>	43,344.58	45,363.96	47,480.84	49,697.91	52,030.27	54,471.67
<i>Step 6</i>	45,021.48	47,126.48	49,331.95	51,640.51	54,070.31	56,612.05
<i>Step 7</i>	46,698.38	48,889.00	51,183.06	53,583.11	56,110.35	58,752.43
<i>Step 8</i>	48,375.28	50,651.52	53,034.17	55,525.71	58,150.39	60,892.81
<i>Step 9</i>	50,052.18	52,414.04	54,885.28	57,468.31	60,190.43	63,033.19

Range	25	26	27	28	29	30
<i>Increment</i>	2,249.66	2,361.85	2,479.88	2,603.95	2,733.84	2,869.58
<i>Step 1</i>	48,050.53	50,300.19	52,662.04	55,141.92	57,745.87	60,479.71
<i>Step 2</i>	50,300.19	52,662.04	55,141.92	57,745.87	60,479.71	63,349.29
<i>Step 3</i>	52,549.85	55,023.89	57,621.80	60,349.82	63,213.55	66,218.87
<i>Step 4</i>	54,799.51	57,385.74	60,101.68	62,953.77	65,947.39	69,088.45
<i>Step 5</i>	57,049.17	59,747.59	62,581.56	65,557.72	68,681.23	71,958.03
<i>Step 6</i>	59,298.83	62,109.44	65,061.44	68,161.67	71,415.07	74,827.61
<i>Step 7</i>	61,548.49	64,471.29	67,541.32	70,765.62	74,148.91	77,697.19
<i>Step 8</i>	63,798.15	66,833.14	70,021.20	73,369.57	76,882.75	80,566.77
<i>Step 9</i>	66,047.81	69,194.99	72,501.08	75,973.52	79,616.59	83,436.35

Range	31	32	33	34	35	36
<i>Increment</i>	3,014.26	3,164.90	3,321.34	3,489.62	3,660.83	3,843.89
<i>Step 1</i>	63,349.29	66,363.55	69,528.45	72,849.79	76,339.41	80,000.24
<i>Step 2</i>	66,363.55	69,528.45	72,849.79	76,339.41	80,000.24	83,844.13
<i>Step 3</i>	69,377.81	72,693.35	76,171.13	79,829.03	83,661.07	87,688.02
<i>Step 4</i>	72,392.07	75,858.25	79,492.47	83,318.65	87,321.90	91,531.91
<i>Step 5</i>	75,406.33	79,023.15	82,813.81	86,808.27	90,982.73	95,375.80
<i>Step 6</i>	78,420.59	82,188.05	86,135.15	90,297.89	94,643.56	99,219.69
<i>Step 7</i>	81,434.85	85,352.95	89,456.49	93,787.51	98,304.39	103,063.58
<i>Step 8</i>	84,449.11	88,517.85	92,777.83	97,277.13	101,965.22	106,907.47
<i>Step 9</i>	87,463.37	91,682.75	96,099.17	100,766.75	105,626.05	110,751.36

SALARY SCHEDULE

12 Month Employees Effective: June 26, 2004

10 Month Employees Effective: September 1, 2004

Covering Employee Relations Group: H

Range	37	38	39	40	41	42
<i>Increment</i>	4,038.74	4,239.48	4,452.04	4,673.51	4,909.64	5,151.74
<i>Step 1</i>	83,844.13	87,882.87	92,122.35	96,574.39	101,247.90	106,157.54
<i>Step 2</i>	87,882.87	92,122.35	96,574.39	101,247.90	106,157.54	111,309.28
<i>Step 3</i>	91,921.61	96,361.83	101,026.43	105,921.41	111,067.18	116,461.02
<i>Step 4</i>	95,960.35	100,601.31	105,478.47	110,594.92	115,976.82	121,612.76
<i>Step 5</i>	99,999.09	104,840.79	109,930.51	115,268.43	120,886.46	126,764.50
<i>Step 6</i>	104,037.83	109,080.27	114,382.55	119,941.94	125,796.10	131,916.24
<i>Step 7</i>	108,076.57	113,319.75	118,834.59	124,615.45	130,705.74	137,067.98
<i>Step 8</i>	112,115.31	117,559.23	123,286.63	129,288.96	135,615.38	142,219.72
<i>Step 9</i>	116,154.05	121,798.71	127,738.67	133,962.47	140,525.02	147,371.46

Range	43	44	45
<i>Increment</i>	5,411.54	5,683.16	5,966.58
<i>Step 1</i>	111,309.28	116,720.82	122,403.98
<i>Step 2</i>	116,720.82	122,403.98	128,370.56
<i>Step 3</i>	122,132.36	128,087.14	134,337.14
<i>Step 4</i>	127,543.90	133,770.30	140,303.72
<i>Step 5</i>	132,955.44	139,453.46	146,270.30
<i>Step 6</i>	138,366.98	145,136.62	152,236.88
<i>Step 7</i>	143,778.52	150,819.78	158,203.46
<i>Step 8</i>	149,190.06	156,502.94	164,170.04
<i>Step 9</i>	154,601.60	162,186.10	170,136.62

SALARY SCHEDULE

Effective: December 28, 2002

Covering Employee Relations Groups: J ♦ K

Range	13	14	15	16	17	18
<i>Increment</i>	1,654.45	1,736.49	1,822.23	1,916.02	2,013.46	2,111.08
<i>Step 1</i>	33,093.99	34,748.44	36,484.93	38,307.16	40,223.18	42,236.64
<i>Step 2</i>	34,748.44	36,484.93	38,307.16	40,223.18	42,236.64	44,347.72
<i>Step 3</i>	36,402.89	38,221.42	40,129.39	42,139.20	44,250.10	46,458.80
<i>Step 4</i>	38,057.34	39,957.91	41,951.62	44,055.22	46,263.56	48,569.88
<i>Step 5</i>	39,711.79	41,694.40	43,773.85	45,971.24	48,277.02	50,680.96
<i>Step 6</i>	41,366.24	43,430.89	45,596.08	47,887.26	50,290.48	52,792.04
<i>Step 7</i>	43,020.69	45,167.38	47,418.31	49,803.28	52,303.94	54,903.12
<i>Step 8</i>	44,675.14	46,903.87	49,240.54	51,719.30	54,317.40	57,014.20
<i>Step 9</i>	46,329.59	48,640.36	51,062.77	53,635.32	56,330.86	59,125.28

Range	19	20	21	22	23	24
<i>Increment</i>	2,216.38	2,329.61	2,446.57	2,567.65	2,696.41	2,828.99
<i>Step 1</i>	44,347.72	46,564.10	48,893.71	51,340.28	53,907.93	56,604.34
<i>Step 2</i>	46,564.10	48,893.71	51,340.28	53,907.93	56,604.34	59,433.33
<i>Step 3</i>	48,780.48	51,223.32	53,786.85	56,475.58	59,300.75	62,262.32
<i>Step 4</i>	50,996.86	53,552.93	56,233.42	59,043.23	61,997.16	65,091.31
<i>Step 5</i>	53,213.24	55,882.54	58,679.99	61,610.88	64,693.57	67,920.30
<i>Step 6</i>	55,429.62	58,212.15	61,126.56	64,178.53	67,389.98	70,749.29
<i>Step 7</i>	57,646.00	60,541.76	63,573.13	66,746.18	70,086.39	73,578.28
<i>Step 8</i>	59,862.38	62,871.37	66,019.70	69,313.83	72,782.80	76,407.27
<i>Step 9</i>	62,078.76	65,200.98	68,466.27	71,881.48	75,479.21	79,236.26

Range	25	26	27	28	29	30
<i>Increment</i>	2,973.41	3,121.72	3,277.73	3,441.77	3,613.30	3,792.90
<i>Step 1</i>	59,433.33	62,406.74	65,528.46	68,806.19	72,247.96	75,861.26
<i>Step 2</i>	62,406.74	65,528.46	68,806.19	72,247.96	75,861.26	79,654.16
<i>Step 3</i>	65,380.15	68,650.18	72,083.92	75,689.73	79,474.56	83,447.06
<i>Step 4</i>	68,353.56	71,771.90	75,361.65	79,131.50	83,087.86	87,239.96
<i>Step 5</i>	71,326.97	74,893.62	78,639.38	82,573.27	86,701.16	91,032.86
<i>Step 6</i>	74,300.38	78,015.34	81,917.11	86,015.04	90,314.46	94,825.76
<i>Step 7</i>	77,273.79	81,137.06	85,194.84	89,456.81	93,927.76	98,618.66
<i>Step 8</i>	80,247.20	84,258.78	88,472.57	92,898.58	97,541.06	102,411.56
<i>Step 9</i>	83,220.61	87,380.50	91,750.30	96,340.35	101,154.36	106,204.46

SALARY SCHEDULE

Effective: June 29, 2002

Covering Employee Relations Group: L

Range	13	14	15	16	17	18
<i>Increment</i>	1,678.66	1,761.94	1,849.00	1,944.09	2,042.92	2,142.04
<i>Step 1</i>	34,568.03	36,246.69	38,008.63	39,857.63	41,801.72	43,844.64
<i>Step 2</i>	36,246.69	38,008.63	39,857.63	41,801.72	43,844.64	45,986.68
<i>Step 3</i>	37,925.35	39,770.57	41,706.63	43,745.81	45,887.56	48,128.72
<i>Step 4</i>	39,604.01	41,532.51	43,555.63	45,689.90	47,930.48	50,270.76
<i>Step 5</i>	41,282.67	43,294.45	45,404.63	47,633.99	49,973.40	52,412.80
<i>Step 6</i>	42,961.33	45,056.39	47,253.63	49,578.08	52,016.32	54,554.84
<i>Step 7</i>	44,639.99	46,818.33	49,102.63	51,522.17	54,059.24	56,696.88
<i>Step 8</i>	46,318.65	48,580.27	50,951.63	53,466.26	56,102.16	58,838.92
<i>Step 9</i>	47,997.31	50,342.21	52,800.63	55,410.35	58,145.08	60,980.96

Range	19	20	21	22	23	24
<i>Increment</i>	2,248.87	2,363.74	2,482.42	2,605.34	2,735.90	2,870.45
<i>Step 1</i>	45,986.68	48,235.55	50,599.29	53,081.71	55,687.05	58,422.95
<i>Step 2</i>	48,235.55	50,599.29	53,081.71	55,687.05	58,422.95	61,293.40
<i>Step 3</i>	50,484.42	52,963.03	55,564.13	58,292.39	61,158.85	64,163.85
<i>Step 4</i>	52,733.29	55,326.77	58,046.55	60,897.73	63,894.75	67,034.30
<i>Step 5</i>	54,982.16	57,690.51	60,528.97	63,503.07	66,630.65	69,904.75
<i>Step 6</i>	57,231.03	60,054.25	63,011.39	66,108.41	69,366.55	72,775.20
<i>Step 7</i>	59,479.90	62,417.99	65,493.81	68,713.75	72,102.45	75,645.65
<i>Step 8</i>	61,728.77	64,781.73	67,976.23	71,319.09	74,838.35	78,516.10
<i>Step 9</i>	63,977.64	67,145.47	70,458.65	73,924.43	77,574.25	81,386.55

Range	25	26	27	28	29	30
<i>Increment</i>	3,017.03	3,167.43	3,325.81	3,492.20	3,666.25	3,848.48
<i>Step 1</i>	61,293.40	64,310.43	67,477.86	70,803.67	74,295.87	77,962.12
<i>Step 2</i>	64,310.43	67,477.86	70,803.67	74,295.87	77,962.12	81,810.60
<i>Step 3</i>	67,327.46	70,645.29	74,129.48	77,788.07	81,628.37	85,659.08
<i>Step 4</i>	70,344.49	73,812.72	77,455.29	81,280.27	85,294.62	89,507.56
<i>Step 5</i>	73,361.52	76,980.15	80,781.10	84,772.47	88,960.87	93,356.04
<i>Step 6</i>	76,378.55	80,147.58	84,106.91	88,264.67	92,627.12	97,204.52
<i>Step 7</i>	79,395.58	83,315.01	87,432.72	91,756.87	96,293.37	101,053.00
<i>Step 8</i>	82,412.61	86,482.44	90,758.53	95,249.07	99,959.62	104,901.48
<i>Step 9</i>	85,429.64	89,649.87	94,084.34	98,741.27	103,625.87	108,749.96

SALARY SCHEDULE
Effective: June 26, 2004
Covering Employee Relations Groups: M • X • Z

Range	1	2	3	4	5	6
<i>Increment</i>	710.86	743.78	779.87	818.79	860.76	905.81
<i>Step 1</i>	14,162.67	14,873.53	15,617.31	16,397.18	17,215.97	18,076.73
<i>Step 2</i>	14,873.53	15,617.31	16,397.18	17,215.97	18,076.73	18,982.54
<i>Step 3</i>	15,584.39	16,361.09	17,177.05	18,034.76	18,937.49	19,888.35
<i>Step 4</i>	16,295.25	17,104.87	17,956.92	18,853.55	19,798.25	20,794.16
<i>Step 5</i>	17,006.11	17,848.65	18,736.79	19,672.34	20,659.01	21,699.97
<i>Step 6</i>	17,716.97	18,592.43	19,516.66	20,491.13	21,519.77	22,605.78
<i>Step 7</i>	18,427.83	19,336.21	20,296.53	21,309.92	22,380.53	23,511.59
<i>Step 8</i>	19,138.69	20,079.99	21,076.40	22,128.71	23,241.29	24,417.40
<i>Step 9</i>	19,849.55	20,823.77	21,856.27	22,947.50	24,102.05	25,323.21

Range	7	8	9	10	11	12
<i>Increment</i>	950.80	998.76	1,046.75	1,097.75	1,151.74	1,208.73
<i>Step 1</i>	18,982.54	19,933.34	20,932.10	21,978.85	23,076.60	24,228.34
<i>Step 2</i>	19,933.34	20,932.10	21,978.85	23,076.60	24,228.34	25,437.07
<i>Step 3</i>	20,884.14	21,930.86	23,025.60	24,174.35	25,380.08	26,645.80
<i>Step 4</i>	21,834.94	22,929.62	24,072.35	25,272.10	26,531.82	27,854.53
<i>Step 5</i>	22,785.74	23,928.38	25,119.10	26,369.85	27,683.56	29,063.26
<i>Step 6</i>	23,736.54	24,927.14	26,165.85	27,467.60	28,835.30	30,271.99
<i>Step 7</i>	24,687.34	25,925.90	27,212.60	28,565.35	29,987.04	31,480.72
<i>Step 8</i>	25,638.14	26,924.66	28,259.35	29,663.10	31,138.78	32,689.45
<i>Step 9</i>	26,588.94	27,923.42	29,306.10	30,760.85	32,290.52	33,898.18

Range	13	14	15	16	17	18
<i>Increment</i>	1,271.63	1,334.74	1,400.64	1,472.66	1,547.67	1,622.58
<i>Step 1</i>	25,437.07	26,708.70	28,043.44	29,444.08	30,916.74	32,464.41
<i>Step 2</i>	26,708.70	28,043.44	29,444.08	30,916.74	32,464.41	34,086.99
<i>Step 3</i>	27,980.33	29,378.18	30,844.72	32,389.40	34,012.08	35,709.57
<i>Step 4</i>	29,251.96	30,712.92	32,245.36	33,862.06	35,559.75	37,332.15
<i>Step 5</i>	30,523.59	32,047.66	33,646.00	35,334.72	37,107.42	38,954.73
<i>Step 6</i>	31,795.22	33,382.40	35,046.64	36,807.38	38,655.09	40,577.31
<i>Step 7</i>	33,066.85	34,717.14	36,447.28	38,280.04	40,202.76	42,199.89
<i>Step 8</i>	34,338.48	36,051.88	37,847.92	39,752.70	41,750.43	43,822.47
<i>Step 9</i>	35,610.11	37,386.62	39,248.56	41,225.36	43,298.10	45,445.05

SALARY SCHEDULE
Effective: June 26, 2004
Covering Employee Relations Groups: M • X • Z

Range	19	20	21	22	23	24
<i>Increment</i>	1,703.61	1,790.59	1,880.54	1,973.55	2,072.50	2,174.48
<i>Step 1</i>	34,086.99	35,790.60	37,581.19	39,461.73	41,435.28	43,507.78
<i>Step 2</i>	35,790.60	37,581.19	39,461.73	41,435.28	43,507.78	45,682.26
<i>Step 3</i>	37,494.21	39,371.78	41,342.27	43,408.83	45,580.28	47,856.74
<i>Step 4</i>	39,197.82	41,162.37	43,222.81	45,382.38	47,652.78	50,031.22
<i>Step 5</i>	40,901.43	42,952.96	45,103.35	47,355.93	49,725.28	52,205.70
<i>Step 6</i>	42,605.04	44,743.55	46,983.89	49,329.48	51,797.78	54,380.18
<i>Step 7</i>	44,308.65	46,534.14	48,864.43	51,303.03	53,870.28	56,554.66
<i>Step 8</i>	46,012.26	48,324.73	50,744.97	53,276.58	55,942.78	58,729.14
<i>Step 9</i>	47,715.87	50,115.32	52,625.51	55,250.13	58,015.28	60,903.62

Range	25	26	27	28	29	30
<i>Increment</i>	2,285.45	2,399.45	2,519.40	2,645.39	2,777.31	2,915.34
<i>Step 1</i>	45,682.26	47,967.71	50,367.16	52,886.56	55,531.95	58,309.26
<i>Step 2</i>	47,967.71	50,367.16	52,886.56	55,531.95	58,309.26	61,224.60
<i>Step 3</i>	50,253.16	52,766.61	55,405.96	58,177.34	61,086.57	64,139.94
<i>Step 4</i>	52,538.61	55,166.06	57,925.36	60,822.73	63,863.88	67,055.28
<i>Step 5</i>	54,824.06	57,565.51	60,444.76	63,468.12	66,641.19	69,970.62
<i>Step 6</i>	57,109.51	59,964.96	62,964.16	66,113.51	69,418.50	72,885.96
<i>Step 7</i>	59,394.96	62,364.41	65,483.56	68,758.90	72,195.81	75,801.30
<i>Step 8</i>	61,680.41	64,763.86	68,002.96	71,404.29	74,973.12	78,716.64
<i>Step 9</i>	63,965.86	67,163.31	70,522.36	74,049.68	77,750.43	81,631.98

Range	31	32	33	34	35	36
<i>Increment</i>	3,062.29	3,215.25	3,374.20	3,545.18	3,719.12	3,905.10
<i>Step 1</i>	61,224.60	64,286.89	67,502.14	70,876.34	74,421.52	78,140.64
<i>Step 2</i>	64,286.89	67,502.14	70,876.34	74,421.52	78,140.64	82,045.74
<i>Step 3</i>	67,349.18	70,717.39	74,250.54	77,966.70	81,859.76	85,950.84
<i>Step 4</i>	70,411.47	73,932.64	77,624.74	81,511.88	85,578.88	89,855.94
<i>Step 5</i>	73,473.76	77,147.89	80,998.94	85,057.06	89,298.00	93,761.04
<i>Step 6</i>	76,536.05	80,363.14	84,373.14	88,602.24	93,017.12	97,666.14
<i>Step 7</i>	79,598.34	83,578.39	87,747.34	92,147.42	96,736.24	101,571.24
<i>Step 8</i>	82,660.63	86,793.64	91,121.54	95,692.60	100,455.36	105,476.34
<i>Step 9</i>	85,722.92	90,008.89	94,495.74	99,237.78	104,174.48	109,381.44

SALARY SCHEDULE
Effective: June 26, 2004
Covering Employee Relations Groups: M ♦ X ♦ Z

Range	37	38	39	40	41	42
<i>Increment</i>	4,103.05	4,306.95	4,522.94	4,747.88	4,987.78	5,233.81
<i>Step 1</i>	82,045.74	86,148.79	90,455.74	94,978.68	99,726.56	104,714.34
<i>Step 2</i>	86,148.79	90,455.74	94,978.68	99,726.56	104,714.34	109,948.15
<i>Step 3</i>	90,251.84	94,762.69	99,501.62	104,474.44	109,702.12	115,181.96
<i>Step 4</i>	94,354.89	99,069.64	104,024.56	109,222.32	114,689.90	120,415.77
<i>Step 5</i>	98,457.94	103,376.59	108,547.50	113,970.20	119,677.68	125,649.58
<i>Step 6</i>	102,560.99	107,683.54	113,070.44	118,718.08	124,665.46	130,883.39
<i>Step 7</i>	106,664.04	111,990.49	117,593.38	123,465.96	129,653.24	136,117.20
<i>Step 8</i>	110,767.09	116,297.44	122,116.32	128,213.84	134,641.02	141,351.01
<i>Step 9</i>	114,870.14	120,604.39	126,639.26	132,961.72	139,628.80	146,584.82

Range	43	44	45
<i>Increment</i>	5,497.73	5,773.63	6,061.54
<i>Step 1</i>	109,948.15	115,445.88	121,219.51
<i>Step 2</i>	115,445.88	121,219.51	127,281.05
<i>Step 3</i>	120,943.61	126,993.14	133,342.59
<i>Step 4</i>	126,441.34	132,766.77	139,404.13
<i>Step 5</i>	131,939.07	138,540.40	145,465.67
<i>Step 6</i>	137,436.80	144,314.03	151,527.21
<i>Step 7</i>	142,934.53	150,087.66	157,588.75
<i>Step 8</i>	148,432.26	155,861.29	163,650.29
<i>Step 9</i>	153,929.99	161,634.92	169,711.83

SALARY SCHEDULE

Effective: June 26, 2004

Covering Employee Relations Group: MB

Range	19	20	21	22	23	24
<i>Increment</i>	1,981.86	2,082.20	2,186.76	2,294.95	2,410.06	2,528.59
<i>Step 1</i>	39,637.31	41,619.17	43,701.37	45,888.13	48,183.08	50,593.14
<i>Step 2</i>	41,619.17	43,701.37	45,888.13	48,183.08	50,593.14	53,121.73
<i>Step 3</i>	43,601.03	45,783.57	48,074.89	50,478.03	53,003.20	55,650.32
<i>Step 4</i>	45,582.89	47,865.77	50,261.65	52,772.98	55,413.26	58,178.91
<i>Step 5</i>	47,564.75	49,947.97	52,448.41	55,067.93	57,823.32	60,707.50
<i>Step 6</i>	49,546.61	52,030.17	54,635.17	57,362.88	60,233.38	63,236.09
<i>Step 7</i>	51,528.47	54,112.37	56,821.93	59,657.83	62,643.44	65,764.68
<i>Step 8</i>	53,510.33	56,194.57	59,008.69	61,952.78	65,053.50	68,293.27
<i>Step 9</i>	55,492.19	58,276.77	61,195.45	64,247.73	67,463.56	70,821.86

Range	25	26	27	28	29	30
<i>Increment</i>	2,657.62	2,790.24	2,929.64	3,076.24	3,229.63	3,390.02
<i>Step 1</i>	53,121.73	55,779.35	58,569.59	61,499.23	64,575.47	67,805.10
<i>Step 2</i>	55,779.35	58,569.59	61,499.23	64,575.47	67,805.10	71,195.12
<i>Step 3</i>	58,436.97	61,359.83	64,428.87	67,651.71	71,034.73	74,585.14
<i>Step 4</i>	61,094.59	64,150.07	67,358.51	70,727.95	74,264.36	77,975.16
<i>Step 5</i>	63,752.21	66,940.31	70,288.15	73,804.19	77,493.99	81,365.18
<i>Step 6</i>	66,409.83	69,730.55	73,217.79	76,880.43	80,723.62	84,755.20
<i>Step 7</i>	69,067.45	72,520.79	76,147.43	79,956.67	83,953.25	88,145.22
<i>Step 8</i>	71,725.07	75,311.03	79,077.07	83,032.91	87,182.88	91,535.24
<i>Step 9</i>	74,382.69	78,101.27	82,006.71	86,109.15	90,412.51	94,925.26

Range	31	32	33
<i>Increment</i>	3,561.01	3,738.85	3,923.74
<i>Step 1</i>	71,195.12	74,756.13	78,494.98
<i>Step 2</i>	74,756.13	78,494.98	82,418.72
<i>Step 3</i>	78,317.14	82,233.83	86,342.46
<i>Step 4</i>	81,878.15	85,972.68	90,266.20
<i>Step 5</i>	85,439.16	89,711.53	94,189.94
<i>Step 6</i>	89,000.17	93,450.38	98,113.68
<i>Step 7</i>	92,561.18	97,189.23	102,037.42
<i>Step 8</i>	96,122.19	100,928.08	105,961.16
<i>Step 9</i>	99,683.20	104,666.93	109,884.90

SALARY SCHEDULE
Effective: June 26, 2004
Covering Employee Relations Group: MD

Range	18	19	20	21	22	23
<i>Increment</i>	1,653.38	1,736.13	1,824.35	1,916.29	2,010.99	2,111.86
<i>Step 1</i>	33,080.54	34,733.92	36,470.05	38,294.40	40,210.69	42,221.68
<i>Step 2</i>	34,733.92	36,470.05	38,294.40	40,210.69	42,221.68	44,333.54
<i>Step 3</i>	36,387.30	38,206.18	40,118.75	42,126.98	44,232.67	46,445.40
<i>Step 4</i>	38,040.68	39,942.31	41,943.10	44,043.27	46,243.66	48,557.26
<i>Step 5</i>	39,694.06	41,678.44	43,767.45	45,959.56	48,254.65	50,669.12
<i>Step 6</i>	41,347.44	43,414.57	45,591.80	47,875.85	50,265.64	52,780.98
<i>Step 7</i>	43,000.82	45,150.70	47,416.15	49,792.14	52,276.63	54,892.84
<i>Step 8</i>	44,654.20	46,886.83	49,240.50	51,708.43	54,287.62	57,004.70
<i>Step 9</i>	46,307.58	48,622.96	51,064.85	53,624.72	56,298.61	59,116.56

Range	24	25	26	27	28	29
<i>Increment</i>	2,215.75	2,328.84	2,444.98	2,567.21	2,695.65	2,970.67
<i>Step 1</i>	44,333.54	46,549.29	48,878.13	51,323.11	53,890.32	56,585.97
<i>Step 2</i>	46,549.29	48,878.13	51,323.11	53,890.32	56,585.97	59,556.64
<i>Step 3</i>	48,765.04	51,206.97	53,768.09	56,457.53	59,281.62	62,527.31
<i>Step 4</i>	50,980.79	53,535.81	56,213.07	59,024.74	61,977.27	65,497.98
<i>Step 5</i>	53,196.54	55,864.65	58,658.05	61,591.95	64,672.92	68,468.65
<i>Step 6</i>	55,412.29	58,193.49	61,103.03	64,159.16	67,368.57	71,439.32
<i>Step 7</i>	57,628.04	60,522.33	63,548.01	66,726.37	70,064.22	74,409.99
<i>Step 8</i>	59,843.79	62,851.17	65,992.99	69,293.58	72,759.87	77,380.66
<i>Step 9</i>	62,059.54	65,180.01	68,437.97	71,860.79	75,455.52	80,351.33

Range	30	31	32	33	34	35
<i>Increment</i>	2,970.67	3,120.38	3,276.32	3,438.24	3,612.44	3,789.70
<i>Step 1</i>	59,415.96	62,386.63	65,507.01	68,783.33	72,221.57	75,834.01
<i>Step 2</i>	62,386.63	65,507.01	68,783.33	72,221.57	75,834.01	79,623.71
<i>Step 3</i>	65,357.30	68,627.39	72,059.65	75,659.81	79,446.45	83,413.41
<i>Step 4</i>	68,327.97	71,747.77	75,335.97	79,098.05	83,058.89	87,203.11
<i>Step 5</i>	71,298.64	74,868.15	78,612.29	82,536.29	86,671.33	90,992.81
<i>Step 6</i>	74,269.31	77,988.53	81,888.61	85,974.53	90,283.77	94,782.51
<i>Step 7</i>	77,239.98	81,108.91	85,164.93	89,412.77	93,896.21	98,572.21
<i>Step 8</i>	80,210.65	84,229.29	88,441.25	92,851.01	97,508.65	102,361.91
<i>Step 9</i>	83,181.32	87,349.67	91,717.57	96,289.25	101,121.09	106,151.61

SALARY SCHEDULE
Effective: June 26, 2004
Covering Employee Relations Group: MD

Range	36	37	38
<i>Increment</i>	3,979.21	4,180.97	4,388.66
<i>Step 1</i>	79,623.71	83,602.92	87,783.89
<i>Step 2</i>	83,602.92	87,783.89	92,172.55
<i>Step 3</i>	87,582.13	91,964.86	96,561.21
<i>Step 4</i>	91,561.34	96,145.83	100,949.87
<i>Step 5</i>	95,540.55	100,326.80	105,338.53
<i>Step 6</i>	99,519.76	104,507.77	109,727.19
<i>Step 7</i>	103,498.97	108,688.74	114,115.85
<i>Step 8</i>	107,478.18	112,869.71	118,504.51
<i>Step 9</i>	111,457.39	117,050.68	122,893.17

SALARY SCHEDULE
Effective: June 26, 2004
Covering Employee Relations Group: M3

Range	20	21	22	23	24	25
<i>Increment</i>	2,082.18	2,186.79	2,294.94	2,410.07	2,528.55	2,657.66
<i>Step 1</i>	42,506.61	44,588.79	46,775.58	49,070.52	51,480.59	54,009.14
<i>Step 2</i>	44,588.79	46,775.58	49,070.52	51,480.59	54,009.14	56,666.80
<i>Step 3</i>	46,670.97	48,962.37	51,365.46	53,890.66	56,537.69	59,324.46
<i>Step 4</i>	48,753.15	51,149.16	53,660.40	56,300.73	59,066.24	61,982.12
<i>Step 5</i>	50,835.33	53,335.95	55,955.34	58,710.80	61,594.79	64,639.78
<i>Step 6</i>	52,917.51	55,522.74	58,250.28	61,120.87	64,123.34	67,297.44
<i>Step 7</i>	54,999.69	57,709.53	60,545.22	63,530.94	66,651.89	69,955.10
<i>Step 8</i>	57,081.87	59,896.32	62,840.16	65,941.01	69,180.44	72,612.76
<i>Step 9</i>	59,164.05	62,083.11	65,135.10	68,351.08	71,708.99	75,270.42

Range	26	27	28	29	30	31
<i>Increment</i>	2,790.20	2,929.66	3,076.25	3,229.64	3,390.01	3,561.02
<i>Step 1</i>	56,666.80	59,457.00	62,386.66	65,462.91	68,692.55	72,082.56
<i>Step 2</i>	59,457.00	62,386.66	65,462.91	68,692.55	72,082.56	75,643.58
<i>Step 3</i>	62,247.20	65,316.32	68,539.16	71,922.19	75,472.57	79,204.60
<i>Step 4</i>	65,037.40	68,245.98	71,615.41	75,151.83	78,862.58	82,765.62
<i>Step 5</i>	67,827.60	71,175.64	74,691.66	78,381.47	82,252.59	86,326.64
<i>Step 6</i>	70,617.80	74,105.30	77,767.91	81,611.11	85,642.60	89,887.66
<i>Step 7</i>	73,408.00	77,034.96	80,844.16	84,840.75	89,032.61	93,448.68
<i>Step 8</i>	76,198.20	79,964.62	83,920.41	88,070.39	92,422.62	97,009.70
<i>Step 9</i>	78,988.40	82,894.28	86,996.66	91,300.03	95,812.63	100,570.72

Range	32	33	34	35	36	37
<i>Increment</i>	3,738.85	3,923.75	4,165.29	4,373.59	4,592.25	4,821.88
<i>Step 1</i>	75,643.58	79,382.43	83,306.18	87,471.47	91,845.06	96,437.31
<i>Step 2</i>	79,382.43	83,306.18	87,471.47	91,845.06	96,437.31	101,259.19
<i>Step 3</i>	83,121.28	87,229.93	91,636.76	96,218.65	101,029.56	106,081.07
<i>Step 4</i>	86,860.13	91,153.68	95,802.05	100,592.24	105,621.81	110,902.95
<i>Step 5</i>	90,598.98	95,077.43	99,967.34	104,965.83	110,214.06	115,724.83
<i>Step 6</i>	94,337.83	99,001.18	104,132.63	109,339.42	114,806.31	120,546.71
<i>Step 7</i>	98,076.68	102,924.93	108,297.92	113,713.01	119,398.56	125,368.59
<i>Step 8</i>	101,815.53	106,848.68	112,463.21	118,086.60	123,990.81	130,190.47
<i>Step 9</i>	105,554.38	110,772.43	116,628.50	122,460.19	128,583.06	135,012.35

SALARY SCHEDULE

Effective: June 28, 2003

Covering Employee Relations Group: N

Range	19	20	21	22	23
<i>Increment</i>	2,035.30	2,139.23	2,246.67	2,357.81	2,476.05
<i>Step 1</i>	54,496.45	56,531.75	60,123.08	60,917.66	63,275.47
<i>Step 2</i>	56,531.75	58,670.98	62,369.75	63,275.47	65,751.52
<i>Step 3</i>	58,567.05	60,810.21	64,616.42	65,633.28	68,227.57
<i>Step 4</i>	60,602.35	62,949.44	66,863.09	67,991.09	70,703.62
<i>Step 5</i>	62,637.65	65,088.67	69,109.76	70,348.90	73,179.67
<i>Step 6</i>	64,672.95	67,227.90	71,356.43	72,706.71	75,655.72
<i>Step 7</i>	66,708.25	69,367.13	73,603.10	75,064.52	78,131.77
<i>Step 8</i>	68,743.55	71,506.36	75,849.77	77,422.33	80,607.82
<i>Step 9</i>	70,778.85	73,645.59	78,096.44	79,780.14	83,083.87

Range	24	25	26	27
<i>Increment</i>	2,597.83	2,730.45	2,866.63	3,009.93
<i>Step 1</i>	65,751.52	68,349.35	71,079.80	73,946.43
<i>Step 2</i>	68,349.35	71,079.80	73,946.43	76,956.36
<i>Step 3</i>	70,947.18	73,810.25	76,813.06	79,966.29
<i>Step 4</i>	73,545.01	76,540.70	79,679.69	82,976.22
<i>Step 5</i>	76,142.84	79,271.15	82,546.32	85,986.15
<i>Step 6</i>	78,740.67	82,001.60	85,412.95	88,996.08
<i>Step 7</i>	81,338.50	84,732.05	88,279.58	92,006.01
<i>Step 8</i>	83,936.33	87,462.50	91,146.21	95,015.94
<i>Step 9</i>	87,651.46	90,192.95	94,012.84	98,025.87

SALARY SCHEDULE

12 Month Employees Effective: June 26, 2004

10 Month Employees Effective: September 1, 2004

Covering Employee Relations Groups: P • R • S • V • Y

Range	1	2	3	4	5	6
<i>Increment</i>	707.59	740.35	776.29	815.04	856.79	901.66
<i>Step 1</i>	17,211.81	17,919.40	18,659.75	19,436.04	20,251.08	21,107.87
<i>Step 2</i>	17,919.40	18,659.75	19,436.04	20,251.08	21,107.87	22,009.53
<i>Step 3</i>	18,626.99	19,400.10	20,212.33	21,066.12	21,964.66	22,911.19
<i>Step 4</i>	19,334.58	20,140.45	20,988.62	21,881.16	22,821.45	23,812.85
<i>Step 5</i>	20,042.17	20,880.80	21,764.91	22,696.20	23,678.24	24,714.51
<i>Step 6</i>	20,749.76	21,621.15	22,541.20	23,511.24	24,535.03	25,616.17
<i>Step 7</i>	21,457.35	22,361.50	23,317.49	24,326.28	25,391.82	26,517.83
<i>Step 8</i>	22,164.94	23,101.85	24,093.78	25,141.32	26,248.61	27,419.49
<i>Step 9</i>	22,872.53	23,842.20	24,870.07	25,956.36	27,105.40	28,321.15

Range	7	8	9	10	11	12
<i>Increment</i>	946.40	994.17	1,041.95	1,092.70	1,146.44	1,203.17
<i>Step 1</i>	22,009.53	22,955.93	23,950.10	24,992.05	26,084.75	27,231.19
<i>Step 2</i>	22,955.93	23,950.10	24,992.05	26,084.75	27,231.19	28,434.36
<i>Step 3</i>	23,902.33	24,944.27	26,034.00	27,177.45	28,377.63	29,637.53
<i>Step 4</i>	24,848.73	25,938.44	27,075.95	28,270.15	29,524.07	30,840.70
<i>Step 5</i>	25,795.13	26,932.61	28,117.90	29,362.85	30,670.51	32,043.87
<i>Step 6</i>	26,741.53	27,926.78	29,159.85	30,455.55	31,816.95	33,247.04
<i>Step 7</i>	27,687.93	28,920.95	30,201.80	31,548.25	32,963.39	34,450.21
<i>Step 8</i>	28,634.33	29,915.12	31,243.75	32,640.95	34,109.83	35,653.38
<i>Step 9</i>	29,580.73	30,909.29	32,285.70	33,733.65	35,256.27	36,856.55

Range	13	14	15	16	17	18
<i>Increment</i>	1,265.79	1,328.59	1,394.20	1,465.89	1,540.56	1,615.11
<i>Step 1</i>	28,434.36	29,700.15	31,028.74	32,422.94	33,888.83	35,429.39
<i>Step 2</i>	29,700.15	31,028.74	32,422.94	33,888.83	35,429.39	37,044.50
<i>Step 3</i>	30,965.94	32,357.33	33,817.14	35,354.72	36,969.95	38,659.61
<i>Step 4</i>	32,231.73	33,685.92	35,211.34	36,820.61	38,510.51	40,274.72
<i>Step 5</i>	33,497.52	35,014.51	36,605.54	38,286.50	40,051.07	41,889.83
<i>Step 6</i>	34,763.31	36,343.10	37,999.74	39,752.39	41,591.63	43,504.94
<i>Step 7</i>	36,029.10	37,671.69	39,393.94	41,218.28	43,132.19	45,120.05
<i>Step 8</i>	37,294.89	39,000.28	40,788.14	42,684.17	44,672.75	46,735.16
<i>Step 9</i>	38,560.68	40,328.87	42,182.34	44,150.06	46,213.31	48,350.27

SALARY SCHEDULE

12 Month Employees Effective: June 26, 2004

10 Month Employees Effective: September 1, 2004

Covering Employee Relations Groups: P • R • S • V • Y

Range	19	20	21	22	23	24
<i>Increment</i>	1,695.74	1,782.37	1,871.90	1,964.48	2,062.96	2,164.48
<i>Step 1</i>	37,044.50	38,740.24	40,522.61	42,394.51	44,358.99	46,421.95
<i>Step 2</i>	38,740.24	40,522.61	42,394.51	44,358.99	46,421.95	48,586.43
<i>Step 3</i>	40,435.98	42,304.98	44,266.41	46,323.47	48,484.91	50,750.91
<i>Step 4</i>	42,131.72	44,087.35	46,138.31	48,287.95	50,547.87	52,915.39
<i>Step 5</i>	43,827.46	45,869.72	48,010.21	50,252.43	52,610.83	55,079.87
<i>Step 6</i>	45,523.20	47,652.09	49,882.11	52,216.91	54,673.79	57,244.35
<i>Step 7</i>	47,218.94	49,434.46	51,754.01	54,181.39	56,736.75	59,408.83
<i>Step 8</i>	48,914.68	51,216.83	53,625.91	56,145.87	58,799.71	61,573.31
<i>Step 9</i>	50,610.42	52,999.20	55,497.81	58,110.35	60,862.67	63,737.79

Range	25	26	27	28	29	30
<i>Increment</i>	2,274.94	2,388.41	2,507.82	2,633.21	2,764.56	2,901.93
<i>Step 1</i>	48,586.43	50,861.37	53,249.78	55,757.60	58,390.81	61,155.37
<i>Step 2</i>	50,861.37	53,249.78	55,757.60	58,390.81	61,155.37	64,057.30
<i>Step 3</i>	53,136.31	55,638.19	58,265.42	61,024.02	63,919.93	66,959.23
<i>Step 4</i>	55,411.25	58,026.60	60,773.24	63,657.23	66,684.49	69,861.16
<i>Step 5</i>	57,686.19	60,415.01	63,281.06	66,290.44	69,449.05	72,763.09
<i>Step 6</i>	59,961.13	62,803.42	65,788.88	68,923.65	72,213.61	75,665.02
<i>Step 7</i>	62,236.07	65,191.83	68,296.70	71,556.86	74,978.17	78,566.95
<i>Step 8</i>	64,511.01	67,580.24	70,804.52	74,190.07	77,742.73	81,468.88
<i>Step 9</i>	66,785.95	69,968.65	73,312.34	76,823.28	80,507.29	84,370.81

Range	31	32	33	34	35	36
<i>Increment</i>	3,048.17	3,200.46	3,358.70	3,528.87	3,702.00	3,887.14
<i>Step 1</i>	64,057.30	67,105.47	70,305.93	73,664.63	77,193.50	80,895.50
<i>Step 2</i>	67,105.47	70,305.93	73,664.63	77,193.50	80,895.50	84,782.64
<i>Step 3</i>	70,153.64	73,506.39	77,023.33	80,722.37	84,597.50	88,669.78
<i>Step 4</i>	73,201.81	76,706.85	80,382.03	84,251.24	88,299.50	92,556.92
<i>Step 5</i>	76,249.98	79,907.31	83,740.73	87,780.11	92,001.50	96,444.06
<i>Step 6</i>	79,298.15	83,107.77	87,099.43	91,308.98	95,703.50	100,331.20
<i>Step 7</i>	82,346.32	86,308.23	90,458.13	94,837.85	99,405.50	104,218.34
<i>Step 8</i>	85,394.49	89,508.69	93,816.83	98,366.72	103,107.50	108,105.48
<i>Step 9</i>	88,442.66	92,709.15	97,175.53	101,895.59	106,809.50	111,992.62

SALARY SCHEDULE

12 Month Employees Effective: June 26, 2004

10 Month Employees Effective: September 1, 2004

Covering Employee Relations Groups: P • R • S • V • Y

Range	37	38	39	40	41	42
<i>Increment</i>	4,084.17	4,287.15	4,502.14	4,726.06	4,964.84	5,209.72
<i>Step 1</i>	84,782.64	88,866.81	93,153.96	97,656.10	102,382.16	107,347.00
<i>Step 2</i>	88,866.81	93,153.96	97,656.10	102,382.16	107,347.00	112,556.72
<i>Step 3</i>	92,950.98	97,441.11	102,158.24	107,108.22	112,311.84	117,766.44
<i>Step 4</i>	97,035.15	101,728.26	106,660.38	111,834.28	117,276.68	122,976.16
<i>Step 5</i>	101,119.32	106,015.41	111,162.52	116,560.34	122,241.52	128,185.88
<i>Step 6</i>	105,203.49	110,302.56	115,664.66	121,286.40	127,206.36	133,395.60
<i>Step 7</i>	109,287.66	114,589.71	120,166.80	126,012.46	132,171.20	138,605.32
<i>Step 8</i>	113,371.83	118,876.86	124,668.94	130,738.52	137,136.04	143,815.04
<i>Step 9</i>	117,456.00	123,164.01	129,171.08	135,464.58	142,100.88	149,024.76

Range	43	44	45
<i>Increment</i>	5,472.45	5,747.08	6,033.65
<i>Step 1</i>	112,556.72	118,029.17	123,776.25
<i>Step 2</i>	118,029.17	123,776.25	129,809.90
<i>Step 3</i>	123,501.62	129,523.33	135,843.55
<i>Step 4</i>	128,974.07	135,270.41	141,877.20
<i>Step 5</i>	134,446.52	141,017.49	147,910.85
<i>Step 6</i>	139,918.97	146,764.57	153,944.50
<i>Step 7</i>	145,391.42	152,511.65	159,978.15
<i>Step 8</i>	150,863.87	158,258.73	166,011.80
<i>Step 9</i>	156,336.32	164,005.81	172,045.45

SALARY SCHEDULE
Effective: June 28, 2003
Covering Employee Relations Group: T

Range	17	18	19
<i>Increment</i>	2,298.78	2,410.23	2,530.52
<i>Step 1</i>	45,923.02	52,911.55	55,321.78
<i>Step 2</i>	48,221.80	55,321.78	57,852.30
<i>Step 3</i>	50,520.58	57,732.01	60,382.82
<i>Step 4</i>	52,819.36	60,142.24	62,913.34
<i>Step 5</i>	55,118.14	62,552.47	65,443.86
<i>Step 6</i>	57,416.92	64,962.70	67,974.38
<i>Step 7</i>	59,715.70	67,372.93	70,504.90
<i>Step 8</i>	62,014.48	69,783.16	73,035.42
<i>Step 9</i>	64,313.26	72,193.39	75,565.94

SALARY SCHEDULE
Effective: June 26, 2004
Covering Employee Relations Group: U2

Range	10	11	12	13	14	15
<i>Increment</i>	1,113.39	1,168.24	1,225.96	1,289.86	1,353.80	1,420.63
<i>Step 1</i>	25,407.30	26,520.69	27,688.93	28,914.89	30,204.75	31,558.55
<i>Step 2</i>	26,520.69	27,688.93	28,914.89	30,204.75	31,558.55	32,979.18
<i>Step 3</i>	27,634.08	28,857.17	30,140.85	31,494.61	32,912.35	34,399.81
<i>Step 4</i>	28,747.47	30,025.41	31,366.81	32,784.47	34,266.15	35,820.44
<i>Step 5</i>	29,860.86	31,193.65	32,592.77	34,074.33	35,619.95	37,241.07
<i>Step 6</i>	30,974.25	32,361.89	33,818.73	35,364.19	36,973.75	38,661.70
<i>Step 7</i>	32,087.64	33,530.13	35,044.69	36,654.05	38,327.55	40,082.33
<i>Step 8</i>	33,201.03	34,698.37	36,270.65	37,943.91	39,681.35	41,502.96
<i>Step 9</i>	34,314.42	35,866.61	37,496.61	39,233.77	41,035.15	42,923.59

Range	16	17	18	19	20	21
<i>Increment</i>	1,493.74	1,569.76	1,645.77	1,728.15	1,815.95	1,907.47
<i>Step 1</i>	32,979.18	34,472.92	36,042.68	37,688.45	39,416.60	41,232.55
<i>Step 2</i>	34,472.92	36,042.68	37,688.45	39,416.60	41,232.55	43,140.02
<i>Step 3</i>	35,966.66	37,612.44	39,334.22	41,144.75	43,048.50	45,047.49
<i>Step 4</i>	37,460.40	39,182.20	40,979.99	42,872.90	44,864.45	46,954.96
<i>Step 5</i>	38,954.14	40,751.96	42,625.76	44,601.05	46,680.40	48,862.43
<i>Step 6</i>	40,447.88	42,321.72	44,271.53	46,329.20	48,496.35	50,769.90
<i>Step 7</i>	41,941.62	43,891.48	45,917.30	48,057.35	50,312.30	52,677.37
<i>Step 8</i>	43,435.36	45,461.24	47,563.07	49,785.50	52,128.25	54,584.84
<i>Step 9</i>	44,929.10	47,031.00	49,208.84	51,513.65	53,944.20	56,492.31

Range	22	23	24	25	26	27
<i>Increment</i>	2,001.76	2,102.13	2,205.57	2,318.11	2,433.74	2,555.42
<i>Step 1</i>	43,140.02	45,141.78	47,243.91	49,449.48	51,767.59	54,201.33
<i>Step 2</i>	45,141.78	47,243.91	49,449.48	51,767.59	54,201.33	56,756.75
<i>Step 3</i>	47,143.54	49,346.04	51,655.05	54,085.70	56,635.07	59,312.17
<i>Step 4</i>	49,145.30	51,448.17	53,860.62	56,403.81	59,068.81	61,867.59
<i>Step 5</i>	51,147.06	53,550.30	56,066.19	58,721.92	61,502.55	64,423.01
<i>Step 6</i>	53,148.82	55,652.43	58,271.76	61,040.03	63,936.29	66,978.43
<i>Step 7</i>	55,150.58	57,754.56	60,477.33	63,358.14	66,370.03	69,533.85
<i>Step 8</i>	57,152.34	59,856.69	62,682.90	65,676.25	68,803.77	72,089.27
<i>Step 9</i>	59,154.10	61,958.82	64,888.47	67,994.36	71,237.51	74,644.69

SALARY SCHEDULE
Effective: June 26, 2004
Covering Employee Relations Group: U2

Range	28	29	30	31	32	33
<i>Increment</i>	2,683.23	2,816.99	2,956.99	3,106.06	3,261.22	3,422.43
<i>Step 1</i>	56,756.75	59,439.98	62,256.97	65,213.96	68,320.02	71,581.24
<i>Step 2</i>	59,439.98	62,256.97	65,213.96	68,320.02	71,581.24	75,003.67
<i>Step 3</i>	62,123.21	65,073.96	68,170.95	71,426.08	74,842.46	78,426.10
<i>Step 4</i>	64,806.44	67,890.95	71,127.94	74,532.14	78,103.68	81,848.53
<i>Step 5</i>	67,489.67	70,707.94	74,084.93	77,638.20	81,364.90	85,270.96
<i>Step 6</i>	70,172.90	73,524.93	77,041.92	80,744.26	84,626.12	88,693.39
<i>Step 7</i>	72,856.13	76,341.92	79,998.91	83,850.32	87,887.34	92,115.82
<i>Step 8</i>	75,539.36	79,158.91	82,955.90	86,956.38	91,148.56	95,538.25
<i>Step 9</i>	78,222.59	81,975.90	85,912.89	90,062.44	94,409.78	98,960.68

Range	34	35	36
<i>Increment</i>	3,595.83	3,772.27	3,960.91
<i>Step 1</i>	75,003.67	78,599.50	82,371.77
<i>Step 2</i>	78,599.50	82,371.77	86,332.68
<i>Step 3</i>	82,195.33	86,144.04	90,293.59
<i>Step 4</i>	85,791.16	89,916.31	94,254.50
<i>Step 5</i>	89,386.99	93,688.58	98,215.41
<i>Step 6</i>	92,982.82	97,460.85	102,176.32
<i>Step 7</i>	96,578.65	101,233.12	106,137.23
<i>Step 8</i>	100,174.48	105,005.39	110,098.14
<i>Step 9</i>	103,770.31	108,777.66	114,059.05

SALARY SCHEDULE

Effective: June 29, 2002

Covering Employee Relations Group: 1

Range	13	14	15	16	17	18
<i>Increment</i>	1,678.66	1,761.94	1,849.00	1,944.09	2,042.92	2,142.04
<i>Step 1</i>	34,568.03	36,246.69	38,008.63	39,857.63	41,801.72	43,844.64
<i>Step 2</i>	36,246.69	38,008.63	39,857.63	41,801.72	43,844.64	45,986.68
<i>Step 3</i>	37,925.35	39,770.57	41,706.63	43,745.81	45,887.56	48,128.72
<i>Step 4</i>	39,604.01	41,532.51	43,555.63	45,689.90	47,930.48	50,270.76
<i>Step 5</i>	41,282.67	43,294.45	45,404.63	47,633.99	49,973.40	52,412.80
<i>Step 6</i>	42,961.33	45,056.39	47,253.63	49,578.08	52,016.32	54,554.84
<i>Step 7</i>	44,639.99	46,818.33	49,102.63	51,522.17	54,059.24	56,696.88
<i>Step 8</i>	46,318.65	48,580.27	50,951.63	53,466.26	56,102.16	58,838.92
<i>Step 9</i>	47,997.31	50,342.21	52,800.63	55,410.35	58,145.08	60,980.96

Range	19	20	21	22	23	24
<i>Increment</i>	2,248.87	2,363.74	2,482.42	2,605.34	2,735.90	2,870.45
<i>Step 1</i>	45,986.68	48,235.55	50,599.29	53,081.71	55,687.05	58,422.95
<i>Step 2</i>	48,235.55	50,599.29	53,081.71	55,687.05	58,422.95	61,293.40
<i>Step 3</i>	50,484.42	52,963.03	55,564.13	58,292.39	61,158.85	64,163.85
<i>Step 4</i>	52,733.29	55,326.77	58,046.55	60,897.73	63,894.75	67,034.30
<i>Step 5</i>	54,982.16	57,690.51	60,528.97	63,503.07	66,630.65	69,904.75
<i>Step 6</i>	57,231.03	60,054.25	63,011.39	66,108.41	69,366.55	72,775.20
<i>Step 7</i>	59,479.90	62,417.99	65,493.81	68,713.75	72,102.45	75,645.65
<i>Step 8</i>	61,728.77	64,781.73	67,976.23	71,319.09	74,838.35	78,516.10
<i>Step 9</i>	63,977.64	67,145.47	70,458.65	73,924.43	77,574.25	81,386.55

Range	25	26	27	28	29	30
<i>Increment</i>	3,017.03	3,167.43	3,325.81	3,492.20	3,666.25	3,848.48
<i>Step 1</i>	61,293.40	64,310.43	67,477.86	70,803.67	74,295.87	77,962.12
<i>Step 2</i>	64,310.43	67,477.86	70,803.67	74,295.87	77,962.12	81,810.60
<i>Step 3</i>	67,327.46	70,645.29	74,129.48	77,788.07	81,628.37	85,659.08
<i>Step 4</i>	70,344.49	73,812.72	77,455.29	81,280.27	85,294.62	89,507.56
<i>Step 5</i>	73,361.52	76,980.15	80,781.10	84,772.47	88,960.87	93,356.04
<i>Step 6</i>	76,378.55	80,147.58	84,106.91	88,264.67	92,627.12	97,204.52
<i>Step 7</i>	79,395.58	83,315.01	87,432.72	91,756.87	96,293.37	101,053.00
<i>Step 8</i>	82,412.61	86,482.44	90,758.53	95,249.07	99,959.62	104,901.48
<i>Step 9</i>	85,429.64	89,649.87	94,084.34	98,741.27	103,625.87	108,749.96

You are Viewing an Archived Copy from the New Jersey State Library

SALARY SCHEDULE

Effective: December 28, 2002

Covering Employee Relations Group: 2

Range	13	14	15	16	17	18
<i>Increment</i>	1,678.66	1,761.94	1,849.00	1,944.09	2,042.92	2,142.04
<i>Step 1</i>	34,568.03	36,246.69	38,008.63	39,857.63	41,801.72	43,844.64
<i>Step 2</i>	36,246.69	38,008.63	39,857.63	41,801.72	43,844.64	45,986.68
<i>Step 3</i>	37,925.35	39,770.57	41,706.63	43,745.81	45,887.56	48,128.72
<i>Step 4</i>	39,604.01	41,532.51	43,555.63	45,689.90	47,930.48	50,270.76
<i>Step 5</i>	41,282.67	43,294.45	45,404.63	47,633.99	49,973.40	52,412.80
<i>Step 6</i>	42,961.33	45,056.39	47,253.63	49,578.08	52,016.32	54,554.84
<i>Step 7</i>	44,639.99	46,818.33	49,102.63	51,522.17	54,059.24	56,696.88
<i>Step 8</i>	46,318.65	48,580.27	50,951.63	53,466.26	56,102.16	58,838.92
<i>Step 9</i>	47,997.31	50,342.21	52,800.63	55,410.35	58,145.08	60,980.96

Range	19	20	21	22	23	24
<i>Increment</i>	2,248.87	2,363.74	2,482.42	2,605.34	2,735.90	2,870.45
<i>Step 1</i>	45,986.68	48,235.55	50,599.29	53,081.71	55,687.05	58,422.95
<i>Step 2</i>	48,235.55	50,599.29	53,081.71	55,687.05	58,422.95	61,293.40
<i>Step 3</i>	50,484.42	52,963.03	55,564.13	58,292.39	61,158.85	64,163.85
<i>Step 4</i>	52,733.29	55,326.77	58,046.55	60,897.73	63,894.75	67,034.30
<i>Step 5</i>	54,982.16	57,690.51	60,528.97	63,503.07	66,630.65	69,904.75
<i>Step 6</i>	57,231.03	60,054.25	63,011.39	66,108.41	69,366.55	72,775.20
<i>Step 7</i>	59,479.90	62,417.99	65,493.81	68,713.75	72,102.45	75,645.65
<i>Step 8</i>	61,728.77	64,781.73	67,976.23	71,319.09	74,838.35	78,516.10
<i>Step 9</i>	63,977.64	67,145.47	70,458.65	73,924.43	77,574.25	81,386.55

Range	25	26	27	28	29	30
<i>Increment</i>	3,017.03	3,167.43	3,325.81	3,492.20	3,666.25	3,848.48
<i>Step 1</i>	61,293.40	64,310.43	67,477.86	70,803.67	74,295.87	77,962.12
<i>Step 2</i>	64,310.43	67,477.86	70,803.67	74,295.87	77,962.12	81,810.60
<i>Step 3</i>	67,327.46	70,645.29	74,129.48	77,788.07	81,628.37	85,659.08
<i>Step 4</i>	70,344.49	73,812.72	77,455.29	81,280.27	85,294.62	89,507.56
<i>Step 5</i>	73,361.52	76,980.15	80,781.10	84,772.47	88,960.87	93,356.04
<i>Step 6</i>	76,378.55	80,147.58	84,106.91	88,264.67	92,627.12	97,204.52
<i>Step 7</i>	79,395.58	83,315.01	87,432.72	91,756.87	96,293.37	101,053.00
<i>Step 8</i>	82,412.61	86,482.44	90,758.53	95,249.07	99,959.62	104,901.48
<i>Step 9</i>	85,429.64	89,649.87	94,084.34	98,741.27	103,625.87	108,749.96

SALARY SCHEDULE

Effective: June 29, 2002

Covering Employee Relations Group: 4

Range	19	20	21	22	23	24
<i>Increment</i>	2,208.53	2,320.40	2,436.89	2,557.45	2,685.76	2,817.76
<i>Step 1</i>	45,160.12	47,368.65	49,689.05	52,125.94	54,683.39	57,369.15
<i>Step 2</i>	47,368.65	49,689.05	52,125.94	54,683.39	57,369.15	60,186.91
<i>Step 3</i>	49,577.18	52,009.45	54,562.83	57,240.84	60,054.91	63,004.67
<i>Step 4</i>	51,785.71	54,329.85	56,999.72	59,798.29	62,740.67	65,822.43
<i>Step 5</i>	53,994.24	56,650.25	59,436.61	62,355.74	65,426.43	68,640.19
<i>Step 6</i>	56,202.77	58,970.65	61,873.50	64,913.19	68,112.19	71,457.95
<i>Step 7</i>	58,411.30	61,291.05	64,310.39	67,470.64	70,797.95	74,275.71
<i>Step 8</i>	60,619.83	63,611.45	66,747.28	70,028.09	73,483.71	77,093.47
<i>Step 9</i>	62,828.36	65,931.85	69,184.17	72,585.54	76,169.47	79,911.23

Range	25	26	27	28	29	30
<i>Increment</i>	2,961.65	3,109.35	3,264.76	3,428.12	3,599.03	3,777.78
<i>Step 1</i>	60,186.91	63,148.56	66,257.91	69,522.67	72,950.79	76,549.82
<i>Step 2</i>	63,148.56	66,257.91	69,522.67	72,950.79	76,549.82	80,327.60
<i>Step 3</i>	66,110.21	69,367.26	72,787.43	76,378.91	80,148.85	84,105.38
<i>Step 4</i>	69,071.86	72,476.61	76,052.19	79,807.03	83,747.88	87,883.16
<i>Step 5</i>	72,033.51	75,585.96	79,316.95	83,235.15	87,346.91	91,660.94
<i>Step 6</i>	74,995.16	78,695.31	82,581.71	86,663.27	90,945.94	95,438.72
<i>Step 7</i>	77,956.81	81,804.66	85,846.47	90,091.39	94,544.97	99,216.50
<i>Step 8</i>	80,918.46	84,914.01	89,111.23	93,519.51	98,144.00	102,994.28
<i>Step 9</i>	83,880.11	88,023.36	92,375.99	96,947.63	101,743.03	106,772.06

Range	31	32	33
<i>Increment</i>	3,968.35	4,166.51	4,372.56
<i>Step 1</i>	80,327.60	84,295.95	88,462.46
<i>Step 2</i>	84,295.95	88,462.46	92,835.02
<i>Step 3</i>	88,264.30	92,628.97	97,207.58
<i>Step 4</i>	92,232.65	96,795.48	101,580.14
<i>Step 5</i>	96,201.00	100,961.99	105,952.70
<i>Step 6</i>	100,169.35	105,128.50	110,325.26
<i>Step 7</i>	104,137.70	109,295.01	114,697.82
<i>Step 8</i>	108,106.05	113,461.52	119,070.38
<i>Step 9</i>	112,074.40	117,628.03	123,442.94

SALARY SCHEDULE

Effective: December 28, 2002

Covering Employee Relations Group: 4A

Range	19	20	21	22	23	24
<i>Increment</i>	2,176.62	2,286.88	2,401.71	2,520.50	2,646.94	2,777.07
<i>Step 1</i>	44,507.74	46,684.36	48,971.24	51,372.95	53,893.45	56,540.39
<i>Step 2</i>	46,684.36	48,971.24	51,372.95	53,893.45	56,540.39	59,317.46
<i>Step 3</i>	48,860.98	51,258.12	53,774.66	56,413.95	59,187.33	62,094.53
<i>Step 4</i>	51,037.60	53,545.00	56,176.37	58,934.45	61,834.27	64,871.60
<i>Step 5</i>	53,214.22	55,831.88	58,578.08	61,454.95	64,481.21	67,648.67
<i>Step 6</i>	55,390.84	58,118.76	60,979.79	63,975.45	67,128.15	70,425.74
<i>Step 7</i>	57,567.46	60,405.64	63,381.50	66,495.95	69,775.09	73,202.81
<i>Step 8</i>	59,744.08	62,692.52	65,783.21	69,016.45	72,422.03	75,979.88
<i>Step 9</i>	61,920.70	64,979.40	68,184.92	71,536.95	75,068.97	78,756.95

Range	25	26	27	28	29	30
<i>Increment</i>	2,918.86	3,064.43	3,217.61	3,378.60	3,547.06	3,723.17
<i>Step 1</i>	59,317.46	62,236.32	65,300.75	68,518.36	71,896.96	75,444.02
<i>Step 2</i>	62,236.32	65,300.75	68,518.36	71,896.96	75,444.02	79,167.19
<i>Step 3</i>	65,155.18	68,365.18	71,735.97	75,275.56	78,991.08	82,890.36
<i>Step 4</i>	68,074.04	71,429.61	74,953.58	78,654.16	82,538.14	86,613.53
<i>Step 5</i>	70,992.90	74,494.04	78,171.19	82,032.76	86,085.20	90,336.70
<i>Step 6</i>	73,911.76	77,558.47	81,388.80	85,411.36	89,632.26	94,059.87
<i>Step 7</i>	76,830.62	80,622.90	84,606.41	88,789.96	93,179.32	97,783.04
<i>Step 8</i>	79,749.48	83,687.33	87,824.02	92,168.56	96,726.38	101,506.21
<i>Step 9</i>	82,668.34	86,751.76	91,041.63	95,547.16	100,273.44	105,229.38

Range	31	32	33
<i>Increment</i>	3,911.04	4,106.32	4,309.38
<i>Step 1</i>	79,167.19	83,078.23	87,184.55
<i>Step 2</i>	83,078.23	87,184.55	91,493.93
<i>Step 3</i>	86,989.27	91,290.87	95,803.31
<i>Step 4</i>	90,900.31	95,397.19	100,112.69
<i>Step 5</i>	94,811.35	99,503.51	104,422.07
<i>Step 6</i>	98,722.39	103,609.83	108,731.45
<i>Step 7</i>	102,633.43	107,716.15	113,040.83
<i>Step 8</i>	106,544.47	111,822.47	117,350.21
<i>Step 9</i>	110,455.51	115,928.79	121,659.59

SALARY SCHEDULE

Effective: December 28, 2002

Covering Employee Relations Group: 8

Range	13	14	15	16	17	18
<i>Increment</i>	1,654.90	1,736.98	1,822.81	1,916.57	2,013.99	2,111.72
<i>Step 1</i>	34,078.54	35,733.44	37,470.42	39,293.23	41,209.80	43,223.79
<i>Step 2</i>	35,733.44	37,470.42	39,293.23	41,209.80	43,223.79	45,335.51
<i>Step 3</i>	37,388.34	39,207.40	41,116.04	43,126.37	45,237.78	47,447.23
<i>Step 4</i>	39,043.24	40,944.38	42,938.85	45,042.94	47,251.77	49,558.95
<i>Step 5</i>	40,698.14	42,681.36	44,761.66	46,959.51	49,265.76	51,670.67
<i>Step 6</i>	42,353.04	44,418.34	46,584.47	48,876.08	51,279.75	53,782.39
<i>Step 7</i>	44,007.94	46,155.32	48,407.28	50,792.65	53,293.74	55,894.11
<i>Step 8</i>	45,662.84	47,892.30	50,230.09	52,709.22	55,307.73	58,005.83
<i>Step 9</i>	47,317.74	49,629.28	52,052.90	54,625.79	57,321.72	60,117.55

Range	19	20	21	22	23	24
<i>Increment</i>	2,217.03	2,330.25	2,447.28	2,568.45	2,697.15	2,829.81
<i>Step 1</i>	45,335.51	47,552.54	49,882.79	52,330.07	54,898.52	57,595.67
<i>Step 2</i>	47,552.54	49,882.79	52,330.07	54,898.52	57,595.67	60,425.48
<i>Step 3</i>	49,769.57	52,213.04	54,777.35	57,466.97	60,292.82	63,255.29
<i>Step 4</i>	51,986.60	54,543.29	57,224.63	60,035.42	62,989.97	66,085.10
<i>Step 5</i>	54,203.63	56,873.54	59,671.91	62,603.87	65,687.12	68,914.91
<i>Step 6</i>	56,420.66	59,203.79	62,119.19	65,172.32	68,384.27	71,744.72
<i>Step 7</i>	58,637.69	61,534.04	64,566.47	67,740.77	71,081.42	74,574.53
<i>Step 8</i>	60,854.72	63,864.29	67,013.75	70,309.22	73,778.57	77,404.34
<i>Step 9</i>	63,071.75	66,194.54	69,461.03	72,877.67	76,475.72	80,234.15

Range	25	26	27	28	29	30
<i>Increment</i>	2,974.30	3,122.60	3,278.70	3,442.74	3,614.36	3,793.98
<i>Step 1</i>	60,425.48	63,399.78	66,522.38	69,801.08	73,243.82	76,858.18
<i>Step 2</i>	63,399.78	66,522.38	69,801.08	73,243.82	76,858.18	80,652.16
<i>Step 3</i>	66,374.08	69,644.98	73,079.78	76,686.56	80,472.54	84,446.14
<i>Step 4</i>	69,348.38	72,767.58	76,358.48	80,129.30	84,086.90	88,240.12
<i>Step 5</i>	72,322.68	75,890.18	79,637.18	83,572.04	87,701.26	92,034.10
<i>Step 6</i>	75,296.98	79,012.78	82,915.88	87,014.78	91,315.62	95,828.08
<i>Step 7</i>	78,271.28	82,135.38	86,194.58	90,457.52	94,929.98	99,622.06
<i>Step 8</i>	81,245.58	85,257.98	89,473.28	93,900.26	98,544.34	103,416.04
<i>Step 9</i>	84,219.88	88,380.58	92,751.98	97,343.00	102,158.70	107,210.02

SALARY SCHEDULE
Effective: June 28, 2003
Covering Employee Relations Group: 9

Range	27
<i>Increment</i>	2,870.35
<i>Step 1</i>	74,895.29
<i>Step 2</i>	77,765.64
<i>Step 3</i>	80,635.99
<i>Step 4</i>	83,506.34
<i>Step 5</i>	86,376.69
<i>Step 6</i>	89,247.04
<i>Step 7</i>	92,117.39
<i>Step 8</i>	94,987.74
<i>Step 9</i>	97,858.09

TWELVE MONTH
 You are Viewing an Archived Copy from the New Jersey State Library
SALARY RATE CONVERSION TABLES

Effective: June 26, 2004

Based on 261 Days

2088 Hours - 40 Hour Week

1827 Hours - 35 Hour Week

Annual	Bi-Weekly	Daily	Hourly Rates		Overtime Rates	
			35	40	35	40
13,763.53	527.34	52.73	7.53	6.59	11.30	9.89
14,454.35	553.81	55.38	7.91	6.92	11.87	10.38
15,145.17	580.27	58.03	8.29	7.25	12.44	10.88
15,177.17	581.50	58.15	8.31	7.27	12.46	10.90
15,835.99	606.74	60.67	8.67	7.58	13.00	11.38
15,899.99	609.20	60.92	8.70	7.62	13.05	11.42
15,935.06	610.54	61.05	8.72	7.63	13.08	11.45
16,526.81	633.21	63.32	9.05	7.92	13.57	11.87
16,622.81	636.89	63.69	9.10	7.96	13.65	11.94
16,692.95	639.58	63.96	9.14	8.00	13.71	11.99

Annual	Bi-Weekly	Daily	Hourly Rates		Overtime Rates	
			35	40	35	40
16,730.78	641.03	64.10	9.16	8.01	13.74	12.02
17,024.52	652.28	65.23	9.32	8.15	13.98	12.23
17,024.93	652.30	65.23	9.32	8.15	13.98	12.23
17,191.02	658.66	65.87	9.41	8.23	14.11	12.35
17,211.81	659.46	65.95	9.42	8.24	14.13	12.36
17,217.63	659.68	65.97	9.42	8.25	14.14	12.37
17,345.63	664.58	66.46	9.49	8.31	14.24	12.46
17,450.84	668.61	66.86	9.55	8.36	14.33	12.54
17,526.50	671.51	67.15	9.59	8.39	14.39	12.59
17,567.28	673.08	67.31	9.62	8.41	14.42	12.62

Annual	Bi-Weekly	Daily	Hourly Rates		Overtime Rates	
			35	40	35	40
17,724.16	679.09	67.91	9.70	8.49	14.55	12.73
17,724.59	679.10	67.91	9.70	8.49	14.55	12.73
17,897.52	685.73	68.57	9.80	8.57	14.69	12.86
17,908.45	686.15	68.62	9.80	8.58	14.70	12.87
17,919.40	686.57	68.66	9.81	8.58	14.71	12.87
18,068.45	692.28	69.23	9.89	8.65	14.84	12.98
18,208.73	697.65	69.77	9.97	8.72	14.95	13.08
18,322.22	702.00	70.20	10.03	8.78	15.04	13.16
18,403.78	705.13	70.51	10.07	8.81	15.11	13.22
18,423.80	705.89	70.59	10.08	8.82	15.13	13.24

These rates do not include clothing allowances paid through various negotiating units, therefore it is the agencies responsibility to factor in the proper amount in order to pay the overtime in accordance with the FLSA.

TWELVE MONTH
 You are Viewing an Archived Copy from the New Jersey State Library
SALARY RATE CONVERSION TABLES

Effective: June 26, 2004

Based on 261 Days

2088 Hours - 40 Hour Week

1827 Hours - 35 Hour Week

Annual	Bi-Weekly	Daily	Hourly Rates		Overtime Rates	
			35	40	35	40
18,424.25	705.91	70.59	10.08	8.82	15.13	13.24
18,447.56	706.80	70.68	10.10	8.84	15.15	13.25
18,456.35	707.14	70.71	10.10	8.84	15.15	13.26
18,456.78	707.16	70.72	10.10	8.84	15.15	13.26
18,599.27	712.62	71.26	10.18	8.91	15.27	13.36
18,604.02	712.80	71.28	10.18	8.91	15.27	13.37
18,626.99	713.68	71.37	10.20	8.92	15.29	13.38
18,636.85	714.06	71.41	10.20	8.93	15.30	13.39
18,659.75	714.93	71.49	10.21	8.94	15.32	13.41
18,791.27	719.97	72.00	10.29	9.00	15.43	13.50

Annual	Bi-Weekly	Daily	Hourly Rates		Overtime Rates	
			35	40	35	40
18,966.62	726.69	72.67	10.38	9.08	15.57	13.63
19,117.94	732.49	73.25	10.46	9.16	15.70	13.73
19,123.44	732.70	73.27	10.47	9.16	15.70	13.74
19,123.91	732.72	73.27	10.47	9.16	15.70	13.74
19,188.54	735.19	73.52	10.50	9.19	15.75	13.79
19,188.97	735.21	73.52	10.50	9.19	15.75	13.79
19,223.90	736.55	73.66	10.52	9.21	15.78	13.81
19,224.36	736.57	73.66	10.52	9.21	15.78	13.81
19,240.28	737.18	73.72	10.53	9.22	15.80	13.82
19,290.09	739.08	73.91	10.56	9.24	15.84	13.86

Annual	Bi-Weekly	Daily	Hourly Rates		Overtime Rates	
			35	40	35	40
19,310.52	739.87	73.99	10.57	9.25	15.86	13.87
19,327.84	740.53	74.05	10.58	9.26	15.87	13.89
19,334.58	740.79	74.08	10.58	9.26	15.87	13.89
19,371.56	742.21	74.22	10.60	9.28	15.90	13.92
19,376.18	742.38	74.24	10.61	9.28	15.91	13.92
19,400.10	743.30	74.33	10.62	9.29	15.93	13.94
19,411.92	743.75	74.38	10.63	9.30	15.94	13.95
19,436.04	744.68	74.47	10.64	9.31	15.96	13.96
19,514.09	747.67	74.77	10.68	9.35	16.02	14.02
19,724.51	755.73	75.57	10.80	9.45	16.19	14.17

These rates do not include clothing allowances paid through various negotiating units, therefore it is the agencies responsibility to factor in the proper amount in order to pay the overtime in accordance with the FLSA.

You are Viewing an Archived Copy from the New Jersey State Library
TWELVE MONTH
SALARY RATE CONVERSION TABLES

Effective: June 26, 2004

Based on 261 Days

2088 Hours - 40 Hour Week

1827 Hours - 35 Hour Week

Annual	Bi-Weekly	Daily	Hourly Rates		Overtime Rates	
			35	40	35	40
19,823.08	759.50	75.95	10.85	9.49	16.28	14.24
19,823.57	759.52	75.95	10.85	9.49	16.28	14.24
19,913.66	762.98	76.30	10.90	9.54	16.35	14.31
19,920.73	763.25	76.33	10.90	9.54	16.36	14.31
19,921.16	763.26	76.33	10.90	9.54	16.36	14.31
19,991.45	765.96	76.60	10.94	9.57	16.41	14.36
19,991.94	765.97	76.60	10.94	9.58	16.41	14.36
20,017.02	766.94	76.69	10.96	9.59	16.43	14.38
20,029.89	767.43	76.74	10.96	9.59	16.44	14.39
20,030.37	767.45	76.75	10.96	9.59	16.45	14.39

Annual	Bi-Weekly	Daily	Hourly Rates		Overtime Rates	
			35	40	35	40
20,042.17	767.90	76.79	10.97	9.60	16.46	14.40
20,076.78	769.23	76.92	10.99	9.62	16.48	14.42
20,115.51	770.71	77.07	11.01	9.63	16.52	14.45
20,140.45	771.66	77.17	11.02	9.65	16.54	14.47
20,186.99	773.45	77.35	11.05	9.67	16.57	14.50
20,208.12	774.26	77.43	11.06	9.68	16.59	14.52
20,212.33	774.42	77.44	11.06	9.68	16.59	14.52
20,225.79	774.93	77.49	11.07	9.69	16.61	14.53
20,236.91	775.36	77.54	11.08	9.69	16.62	14.54
20,251.08	775.90	77.59	11.08	9.70	16.63	14.55

Annual	Bi-Weekly	Daily	Hourly Rates		Overtime Rates	
			35	40	35	40
20,295.56	777.61	77.76	11.11	9.72	16.66	14.58
20,342.18	779.39	77.94	11.13	9.74	16.70	14.61
20,482.40	784.77	78.48	11.21	9.81	16.82	14.72
20,522.72	786.31	78.63	11.23	9.83	16.85	14.74
20,523.23	786.33	78.63	11.23	9.83	16.85	14.74
20,652.92	791.30	79.13	11.30	9.89	16.96	14.84
20,653.35	791.32	79.13	11.31	9.89	16.96	14.84
20,709.38	793.46	79.35	11.34	9.92	17.00	14.88
20,723.52	794.00	79.40	11.34	9.93	17.01	14.89
20,749.76	795.01	79.50	11.36	9.94	17.04	14.91

These rates do not include clothing allowances paid through various negotiating units, therefore it is the agencies responsibility to factor in the proper amount in order to pay the overtime in accordance with the FLSA.

TWELVE MONTH
 You are Viewing an Archived Copy from the New Jersey State Library
SALARY RATE CONVERSION TABLES

Effective: June 26, 2004

Based on 261 Days

2088 Hours - 40 Hour Week

1827 Hours - 35 Hour Week

Annual	Bi-Weekly	Daily	Hourly Rates		Overtime Rates	
			35	40	35	40
20,759.00	795.36	79.54	11.36	9.94	17.04	14.91
20,759.52	795.38	79.54	11.36	9.94	17.04	14.91
20,835.88	798.31	79.83	11.40	9.98	17.11	14.97
20,836.38	798.33	79.83	11.41	9.98	17.11	14.97
20,854.84	799.04	79.90	11.42	9.99	17.12	14.98
20,877.13	799.89	79.99	11.43	10.00	17.14	15.00
20,877.64	799.91	79.99	11.43	10.00	17.14	15.00
20,880.80	800.03	80.00	11.43	10.00	17.14	15.00
20,913.28	801.28	80.13	11.45	10.02	17.17	15.02
20,962.06	803.14	80.31	11.47	10.04	17.21	15.06

Annual	Bi-Weekly	Daily	Hourly Rates		Overtime Rates	
			35	40	35	40
20,988.62	804.16	80.42	11.49	10.05	17.23	15.08
21,039.66	806.12	80.61	11.52	10.08	17.27	15.11
21,066.12	807.13	80.71	11.53	10.09	17.30	15.13
21,081.32	807.71	80.77	11.54	10.10	17.31	15.14
21,088.40	807.98	80.80	11.54	10.10	17.31	15.15
21,107.87	808.73	80.87	11.55	10.11	17.33	15.16
21,219.56	813.01	81.30	11.61	10.16	17.42	15.24
21,222.36	813.12	81.31	11.62	10.16	17.42	15.25
21,222.89	813.14	81.31	11.62	10.16	17.42	15.25
21,240.29	813.80	81.38	11.63	10.17	17.44	15.26

Annual	Bi-Weekly	Daily	Hourly Rates		Overtime Rates	
			35	40	35	40
21,312.80	816.58	81.66	11.67	10.21	17.50	15.31
21,359.43	818.37	81.84	11.69	10.23	17.54	15.35
21,385.11	819.35	81.94	11.71	10.24	17.56	15.36
21,385.54	819.37	81.94	11.71	10.24	17.56	15.36
21,430.02	821.07	82.11	11.73	10.26	17.60	15.39
21,457.35	822.12	82.21	11.75	10.28	17.62	15.42
21,505.10	823.95	82.40	11.77	10.30	17.66	15.45
21,526.55	824.77	82.48	11.78	10.31	17.67	15.47
21,527.10	824.79	82.48	11.78	10.31	17.67	15.47
21,594.17	827.36	82.74	11.82	10.34	17.73	15.51

These rates do not include clothing allowances paid through various negotiating units, therefore it is the agencies responsibility to factor in the proper amount in order to pay the overtime in accordance with the FLSA.

You are Viewing an Archived Copy from the New Jersey State Library
TWELVE MONTH
SALARY RATE CONVERSION TABLES

Effective: June 26, 2004

Based on 261 Days

2088 Hours - 40 Hour Week

1827 Hours - 35 Hour Week

Annual	Bi-Weekly	Daily	Hourly Rates		Overtime Rates	
			35	40	35	40
21,621.15	828.40	82.84	11.83	10.36	17.75	15.53
21,641.87	829.19	82.92	11.85	10.37	17.77	15.55
21,642.39	829.21	82.92	11.85	10.37	17.77	15.55
21,724.37	832.35	83.24	11.89	10.40	17.84	15.61
21,724.91	832.37	83.24	11.89	10.41	17.84	15.61
21,737.13	832.84	83.28	11.90	10.41	17.85	15.62
21,737.73	832.86	83.29	11.90	10.41	17.85	15.62
21,749.78	833.32	83.33	11.91	10.42	17.86	15.63
21,764.91	833.90	83.39	11.91	10.42	17.87	15.64
21,768.75	834.05	83.41	11.92	10.43	17.87	15.64

Annual	Bi-Weekly	Daily	Hourly Rates		Overtime Rates	
			35	40	35	40
21,769.26	834.07	83.41	11.92	10.43	17.87	15.64
21,853.53	837.30	83.73	11.96	10.47	17.94	15.70
21,881.16	838.36	83.84	11.98	10.48	17.97	15.72
21,922.00	839.92	83.99	12.00	10.50	18.00	15.75
21,922.55	839.94	83.99	12.00	10.50	18.00	15.75
21,936.85	840.49	84.05	12.01	10.51	18.01	15.76
21,964.66	841.56	84.16	12.02	10.52	18.03	15.78
21,968.68	841.71	84.17	12.02	10.52	18.04	15.78
21,981.65	842.21	84.22	12.03	10.53	18.05	15.79
22,009.53	843.28	84.33	12.05	10.54	18.07	15.81

Annual	Bi-Weekly	Daily	Hourly Rates		Overtime Rates	
			35	40	35	40
22,117.30	847.41	84.74	12.11	10.59	18.16	15.89
22,117.73	847.42	84.74	12.11	10.59	18.16	15.89
22,136.52	848.14	84.81	12.12	10.60	18.17	15.90
22,143.56	848.41	84.84	12.12	10.61	18.18	15.91
22,164.94	849.23	84.92	12.13	10.62	18.20	15.92
22,283.42	853.77	85.38	12.20	10.67	18.30	16.01
22,294.10	854.18	85.42	12.20	10.68	18.30	16.02
22,294.68	854.20	85.42	12.20	10.68	18.30	16.02
22,300.82	854.44	85.44	12.21	10.68	18.31	16.02
22,333.50	855.69	85.57	12.22	10.70	18.34	16.04

These rates do not include clothing allowances paid through various negotiating units, therefore it is the agencies responsibility to factor in the proper amount in order to pay the overtime in accordance with the FLSA.

You are Viewing an Archived Copy from the New Jersey State Library
TWELVE MONTH
SALARY RATE CONVERSION TABLES

Effective: June 26, 2004

Based on 261 Days

2088 Hours - 40 Hour Week

1827 Hours - 35 Hour Week

Annual	Bi-Weekly	Daily	Hourly Rates		Overtime Rates	
			35	40	35	40
22,361.50	856.76	85.68	12.24	10.71	18.36	16.07
22,376.68	857.34	85.73	12.25	10.72	18.37	16.08
22,426.24	859.24	85.92	12.28	10.74	18.41	16.11
22,447.86	860.07	86.01	12.29	10.75	18.43	16.13
22,448.40	860.09	86.01	12.29	10.75	18.43	16.13
22,512.20	862.54	86.25	12.32	10.78	18.48	16.17
22,541.20	863.65	86.37	12.34	10.80	18.51	16.19
22,571.61	864.81	86.48	12.35	10.81	18.53	16.22
22,572.18	864.83	86.48	12.36	10.81	18.53	16.22
22,586.28	865.37	86.54	12.36	10.82	18.54	16.23

Annual	Bi-Weekly	Daily	Hourly Rates		Overtime Rates	
			35	40	35	40
22,621.64	866.73	86.67	12.38	10.83	18.57	16.25
22,622.21	866.75	86.68	12.38	10.83	18.57	16.25
22,660.37	868.21	86.82	12.40	10.85	18.60	16.28
22,660.88	868.23	86.82	12.40	10.85	18.60	16.28
22,667.40	868.48	86.85	12.41	10.86	18.61	16.28
22,674.94	868.77	86.88	12.41	10.86	18.62	16.29
22,696.20	869.59	86.96	12.42	10.87	18.63	16.31
22,704.60	869.91	86.99	12.43	10.87	18.64	16.31
22,705.14	869.93	86.99	12.43	10.87	18.64	16.31
22,792.38	873.27	87.33	12.48	10.92	18.71	16.37

Annual	Bi-Weekly	Daily	Hourly Rates		Overtime Rates	
			35	40	35	40
22,821.45	874.39	87.44	12.49	10.93	18.74	16.40
22,843.02	875.21	87.52	12.50	10.94	18.75	16.41
22,848.96	875.44	87.54	12.51	10.94	18.76	16.41
22,849.49	875.46	87.55	12.51	10.94	18.76	16.41
22,849.92	875.48	87.55	12.51	10.94	18.76	16.41
22,872.53	876.34	87.63	12.52	10.95	18.78	16.43
22,881.98	876.70	87.67	12.52	10.96	18.79	16.44
22,911.19	877.82	87.78	12.54	10.97	18.81	16.46
22,926.66	878.42	87.84	12.55	10.98	18.82	16.47
22,955.93	879.54	87.95	12.57	10.99	18.85	16.49

These rates do not include clothing allowances paid through various negotiating units, therefore it is the agencies responsibility to factor in the proper amount in order to pay the overtime in accordance with the FLSA.

TWELVE MONTH
 You are Viewing an Archived Copy from the New Jersey State Library
SALARY RATE CONVERSION TABLES

Effective: June 26, 2004

Based on 261 Days
 2088 Hours - 40 Hour Week
 1827 Hours - 35 Hour Week

Annual	Bi-Weekly	Daily	Hourly Rates		Overtime Rates	
			35	40	35	40
23,061.65	883.59	88.36	12.62	11.05	18.93	16.57
23,062.26	883.61	88.36	12.62	11.05	18.93	16.57
23,067.56	883.81	88.38	12.63	11.05	18.94	16.57
23,072.83	884.02	88.40	12.63	11.05	18.94	16.58
23,101.85	885.13	88.51	12.65	11.06	18.97	16.60
23,253.85	890.95	89.10	12.73	11.14	19.09	16.71
23,254.04	890.96	89.10	12.73	11.14	19.09	16.71
23,254.41	890.97	89.10	12.73	11.14	19.09	16.71
23,287.27	892.23	89.22	12.75	11.15	19.12	16.73
23,317.49	893.39	89.34	12.76	11.17	19.14	16.75

Annual	Bi-Weekly	Daily	Hourly Rates		Overtime Rates	
			35	40	35	40
23,393.93	896.32	89.63	12.81	11.20	19.21	16.81
23,418.85	897.27	89.73	12.82	11.22	19.23	16.82
23,419.45	897.30	89.73	12.82	11.22	19.23	16.82
23,422.78	897.42	89.74	12.82	11.22	19.23	16.83
23,481.27	899.67	89.97	12.85	11.25	19.28	16.87
23,493.05	900.12	90.01	12.86	11.25	19.29	16.88
23,511.24	900.81	90.08	12.87	11.26	19.30	16.89
23,545.52	902.13	90.21	12.89	11.28	19.33	16.92
23,551.99	902.38	90.24	12.89	11.28	19.34	16.92
23,552.50	902.39	90.24	12.89	11.28	19.34	16.92

Annual	Bi-Weekly	Daily	Hourly Rates		Overtime Rates	
			35	40	35	40
23,581.68	903.51	90.35	12.91	11.29	19.36	16.94
23,582.11	903.53	90.35	12.91	11.29	19.36	16.94
23,612.15	904.68	90.47	12.92	11.31	19.39	16.96
23,640.45	905.76	90.58	12.94	11.32	19.41	16.98
23,641.02	905.79	90.58	12.94	11.32	19.41	16.98
23,647.91	906.05	90.61	12.94	11.33	19.42	16.99
23,659.45	906.49	90.65	12.95	11.33	19.43	17.00
23,678.24	907.21	90.72	12.96	11.34	19.44	17.01
23,687.69	907.57	90.76	12.97	11.35	19.45	17.02
23,688.25	907.60	90.76	12.97	11.35	19.45	17.02

These rates do not include clothing allowances paid through various negotiating units, therefore it is the agencies responsibility to factor in the proper amount in order to pay the overtime in accordance with the FLSA.

TWELVE MONTH
 You are Viewing an Archived Copy from the New Jersey State Library
SALARY RATE CONVERSION TABLES

Effective: June 26, 2004

Based on 261 Days

2088 Hours - 40 Hour Week

1827 Hours - 35 Hour Week

Annual	Bi-Weekly	Daily	Hourly Rates		Overtime Rates	
			35	40	35	40
23,729.24	909.17	90.92	12.99	11.37	19.48	17.05
23,782.31	911.20	91.12	13.02	11.39	19.53	17.09
23,812.16	912.34	91.23	13.03	11.40	19.55	17.11
23,812.85	912.37	91.24	13.03	11.41	19.55	17.11
23,829.20	913.00	91.30	13.04	11.41	19.56	17.12
23,829.84	913.02	91.30	13.04	11.41	19.56	17.12
23,842.20	913.49	91.35	13.05	11.42	19.58	17.13
23,871.67	914.62	91.46	13.07	11.43	19.60	17.15
23,902.33	915.80	91.58	13.08	11.45	19.62	17.17
23,919.35	916.45	91.65	13.09	11.46	19.64	17.18

Annual	Bi-Weekly	Daily	Hourly Rates		Overtime Rates	
			35	40	35	40
23,950.10	917.63	91.76	13.11	11.47	19.66	17.21
23,991.56	919.22	91.92	13.13	11.49	19.70	17.24
24,059.84	921.83	92.18	13.17	11.52	19.75	17.28
24,060.42	921.86	92.19	13.17	11.52	19.75	17.28
24,062.34	921.93	92.19	13.17	11.52	19.76	17.29
24,093.78	923.13	92.31	13.19	11.54	19.78	17.31
24,224.66	928.15	92.82	13.26	11.60	19.89	17.40
24,266.09	929.74	92.97	13.28	11.62	19.92	17.43
24,266.72	929.76	92.98	13.28	11.62	19.92	17.43
24,295.14	930.85	93.09	13.30	11.64	19.95	17.45

Annual	Bi-Weekly	Daily	Hourly Rates		Overtime Rates	
			35	40	35	40
24,326.28	932.04	93.20	13.32	11.65	19.97	17.48
24,411.18	935.29	93.53	13.36	11.69	20.04	17.54
24,443.61	936.54	93.65	13.38	11.71	20.07	17.56
24,444.12	936.56	93.66	13.38	11.71	20.07	17.56
24,503.44	938.83	93.88	13.41	11.74	20.12	17.60
24,535.03	940.04	94.00	13.43	11.75	20.14	17.63
24,549.36	940.59	94.06	13.44	11.76	20.16	17.64
24,559.86	940.99	94.10	13.44	11.76	20.16	17.64
24,576.30	941.62	94.16	13.45	11.77	20.18	17.66
24,576.90	941.64	94.16	13.45	11.77	20.18	17.66

These rates do not include clothing allowances paid through various negotiating units, therefore it is the agencies responsibility to factor in the proper amount in order to pay the overtime in accordance with the FLSA.

TWELVE MONTH
 You are Viewing an Archived Copy from the New Jersey State Library
SALARY RATE CONVERSION TABLES

Effective: June 26, 2004

Based on 261 Days

2088 Hours - 40 Hour Week

1827 Hours - 35 Hour Week

Annual	Bi-Weekly	Daily	Hourly Rates		Overtime Rates	
			35	40	35	40
24,596.75	942.40	94.24	13.46	11.78	20.19	17.67
24,597.42	942.43	94.24	13.46	11.78	20.19	17.67
24,609.52	942.89	94.29	13.47	11.79	20.21	17.68
24,643.96	944.21	94.42	13.49	11.80	20.23	17.70
24,664.80	945.01	94.50	13.50	11.81	20.25	17.72
24,670.78	945.24	94.52	13.50	11.82	20.25	17.72
24,671.36	945.26	94.53	13.50	11.82	20.26	17.72
24,682.64	945.70	94.57	13.51	11.82	20.27	17.73
24,691.25	946.02	94.60	13.52	11.83	20.27	17.74
24,714.51	946.92	94.69	13.53	11.84	20.29	17.75

Annual	Bi-Weekly	Daily	Hourly Rates		Overtime Rates	
			35	40	35	40
24,717.99	947.05	94.71	13.53	11.84	20.29	17.76
24,718.60	947.07	94.71	13.53	11.84	20.30	17.76
24,720.18	947.13	94.71	13.53	11.84	20.30	17.76
24,816.68	950.83	95.08	13.58	11.89	20.37	17.83
24,837.41	951.62	95.16	13.60	11.90	20.39	17.84
24,848.73	952.06	95.21	13.60	11.90	20.40	17.85
24,865.83	952.71	95.27	13.61	11.91	20.42	17.86
24,866.43	952.74	95.27	13.61	11.91	20.42	17.86
24,870.07	952.88	95.29	13.61	11.91	20.42	17.87
24,912.04	954.48	95.45	13.64	11.93	20.45	17.90

Annual	Bi-Weekly	Daily	Hourly Rates		Overtime Rates	
			35	40	35	40
24,915.56	954.62	95.46	13.64	11.93	20.46	17.90
24,944.27	955.72	95.57	13.65	11.95	20.48	17.92
24,959.74	956.31	95.63	13.66	11.95	20.49	17.93
24,992.05	957.55	95.76	13.68	11.97	20.52	17.95
25,109.01	962.03	96.20	13.74	12.03	20.61	18.04
25,113.33	962.20	96.22	13.75	12.03	20.62	18.04
25,113.99	962.22	96.22	13.75	12.03	20.62	18.04
25,141.32	963.27	96.33	13.76	12.04	20.64	18.06
25,195.28	965.34	96.53	13.79	12.07	20.69	18.10
25,335.23	970.70	97.07	13.87	12.13	20.80	18.20

These rates do not include clothing allowances paid through various negotiating units, therefore it is the agencies responsibility to factor in the proper amount in order to pay the overtime in accordance with the FLSA.

TWELVE MONTH
 You are Viewing an Archived Copy from the New Jersey State Library
SALARY RATE CONVERSION TABLES

Effective: June 26, 2004

Based on 261 Days

2088 Hours - 40 Hour Week

1827 Hours - 35 Hour Week

Annual	Bi-Weekly	Daily	Hourly Rates		Overtime Rates	
			35	40	35	40
25,335.74	970.72	97.07	13.87	12.13	20.80	18.20
25,358.97	971.61	97.16	13.88	12.15	20.82	18.22
25,391.82	972.87	97.29	13.90	12.16	20.85	18.24
25,407.30	973.46	97.35	13.91	12.17	20.86	18.25
25,428.43	974.27	97.43	13.92	12.18	20.88	18.27
25,486.57	976.50	97.65	13.95	12.21	20.93	18.31
25,512.15	977.48	97.75	13.96	12.22	20.95	18.33
25,512.78	977.50	97.75	13.96	12.22	20.95	18.33
25,582.97	980.19	98.02	14.00	12.25	21.00	18.38
25,616.17	981.46	98.15	14.02	12.27	21.03	18.40

Annual	Bi-Weekly	Daily	Hourly Rates		Overtime Rates	
			35	40	35	40
25,626.67	981.86	98.19	14.03	12.27	21.04	18.41
25,628.47	981.93	98.19	14.03	12.27	21.04	18.41
25,653.87	982.91	98.29	14.04	12.29	21.06	18.43
25,654.47	982.93	98.29	14.04	12.29	21.06	18.43
25,671.82	983.59	98.36	14.05	12.30	21.08	18.44
25,672.44	983.62	98.36	14.05	12.30	21.08	18.44
25,723.05	985.56	98.56	14.08	12.32	21.12	18.48
25,748.29	986.52	98.65	14.09	12.33	21.14	18.50
25,748.95	986.55	98.66	14.09	12.33	21.14	18.50
25,761.69	987.04	98.70	14.10	12.34	21.15	18.51

Annual	Bi-Weekly	Daily	Hourly Rates		Overtime Rates	
			35	40	35	40
25,784.08	987.90	98.79	14.11	12.35	21.17	18.52
25,795.13	988.32	98.83	14.12	12.35	21.18	18.53
25,798.53	988.45	98.85	14.12	12.36	21.18	18.53
25,799.15	988.47	98.85	14.12	12.36	21.18	18.53
25,839.56	990.02	99.00	14.14	12.38	21.21	18.56
25,894.84	992.14	99.21	14.17	12.40	21.26	18.60
25,904.73	992.52	99.25	14.18	12.41	21.27	18.61
25,922.88	993.21	99.32	14.19	12.42	21.28	18.62
25,938.44	993.81	99.38	14.20	12.42	21.30	18.63
25,940.86	993.90	99.39	14.20	12.42	21.30	18.64

These rates do not include clothing allowances paid through various negotiating units, therefore it is the agencies responsibility to factor in the proper amount in order to pay the overtime in accordance with the FLSA.

You are Viewing an Archived Copy from the New Jersey State Library
TWELVE MONTH
SALARY RATE CONVERSION TABLES

Effective: June 26, 2004

Based on 261 Days

2088 Hours - 40 Hour Week

1827 Hours - 35 Hour Week

Annual	Bi-Weekly	Daily	Hourly Rates		Overtime Rates	
			35	40	35	40
25,955.98	994.48	99.45	14.21	12.43	21.31	18.65
25,956.36	994.50	99.45	14.21	12.43	21.31	18.65
25,960.57	994.66	99.47	14.21	12.43	21.31	18.65
25,961.26	994.68	99.47	14.21	12.43	21.32	18.65
26,000.13	996.17	99.62	14.23	12.45	21.35	18.68
26,034.00	997.47	99.75	14.25	12.47	21.38	18.70
26,050.85	998.12	99.81	14.26	12.48	21.39	18.71
26,084.75	999.42	99.94	14.28	12.49	21.42	18.74
26,165.90	1,002.52	100.25	14.32	12.53	21.48	18.80
26,214.50	1,004.39	100.44	14.35	12.56	21.52	18.83

Annual	Bi-Weekly	Daily	Hourly Rates		Overtime Rates	
			35	40	35	40
26,226.85	1,004.86	100.49	14.36	12.56	21.53	18.84
26,227.36	1,004.88	100.49	14.36	12.56	21.53	18.84
26,248.61	1,005.69	100.57	14.37	12.57	21.55	18.86
26,423.78	1,012.41	101.24	14.46	12.66	21.69	18.98
26,445.68	1,013.24	101.32	14.48	12.67	21.71	19.00
26,448.00	1,013.33	101.33	14.48	12.67	21.71	19.00
26,448.66	1,013.36	101.34	14.48	12.67	21.72	19.00
26,483.30	1,014.69	101.47	14.50	12.68	21.74	19.03
26,517.83	1,016.01	101.60	14.51	12.70	21.77	19.05
26,520.69	1,016.12	101.61	14.52	12.70	21.77	19.05

Annual	Bi-Weekly	Daily	Hourly Rates		Overtime Rates	
			35	40	35	40
26,612.98	1,019.65	101.97	14.57	12.75	21.85	19.12
26,636.96	1,020.57	102.06	14.58	12.76	21.87	19.14
26,637.58	1,020.60	102.06	14.58	12.76	21.87	19.14
26,693.48	1,022.74	102.27	14.61	12.78	21.92	19.18
26,706.70	1,023.25	102.33	14.62	12.79	21.93	19.19
26,741.53	1,024.58	102.46	14.64	12.81	21.96	19.21
26,754.85	1,025.09	102.51	14.64	12.81	21.97	19.22
26,778.59	1,026.00	102.60	14.66	12.83	21.99	19.24
26,779.30	1,026.03	102.60	14.66	12.83	21.99	19.24
26,807.81	1,027.12	102.71	14.67	12.84	22.01	19.26

These rates do not include clothing allowances paid through various negotiating units, therefore it is the agencies responsibility to factor in the proper amount in order to pay the overtime in accordance with the FLSA.

You are Viewing an Archived Copy from the New Jersey State Library
TWELVE MONTH
SALARY RATE CONVERSION TABLES

Effective: June 26, 2004

Based on 261 Days

2088 Hours - 40 Hour Week

1827 Hours - 35 Hour Week

Annual	Bi-Weekly	Daily	Hourly Rates		Overtime Rates	
			35	40	35	40
26,808.53	1,027.15	102.72	14.67	12.84	22.01	19.26
26,879.07	1,029.85	102.99	14.71	12.87	22.07	19.31
26,879.70	1,029.87	102.99	14.71	12.87	22.07	19.31
26,897.42	1,030.55	103.06	14.72	12.88	22.08	19.32
26,903.36	1,030.78	103.08	14.73	12.89	22.09	19.33
26,932.20	1,031.89	103.19	14.74	12.90	22.11	19.35
26,932.61	1,031.90	103.19	14.74	12.90	22.11	19.35
26,932.84	1,031.91	103.19	14.74	12.90	22.11	19.35
27,040.52	1,036.04	103.60	14.80	12.95	22.20	19.43
27,069.50	1,037.15	103.72	14.82	12.96	22.22	19.45

Annual	Bi-Weekly	Daily	Hourly Rates		Overtime Rates	
			35	40	35	40
27,070.03	1,037.17	103.72	14.82	12.97	22.23	19.45
27,075.95	1,037.39	103.74	14.82	12.97	22.23	19.45
27,105.40	1,038.52	103.85	14.84	12.98	22.25	19.47
27,118.47	1,039.02	103.90	14.84	12.99	22.26	19.48
27,118.98	1,039.04	103.90	14.84	12.99	22.26	19.48
27,136.52	1,039.71	103.97	14.85	13.00	22.28	19.49
27,141.96	1,039.92	103.99	14.86	13.00	22.28	19.50
27,177.45	1,041.28	104.13	14.88	13.02	22.31	19.52
27,191.78	1,041.83	104.18	14.88	13.02	22.32	19.53
27,195.61	1,041.98	104.20	14.89	13.03	22.33	19.54

Annual	Bi-Weekly	Daily	Hourly Rates		Overtime Rates	
			35	40	35	40
27,231.19	1,043.34	104.33	14.91	13.04	22.36	19.56
27,240.65	1,043.70	104.37	14.91	13.05	22.37	19.57
27,253.10	1,044.18	104.42	14.92	13.05	22.38	19.58
27,360.99	1,048.31	104.83	14.98	13.10	22.46	19.66
27,383.63	1,049.18	104.92	14.99	13.12	22.48	19.67
27,383.85	1,049.19	104.92	14.99	13.12	22.48	19.67
27,384.54	1,049.22	104.92	14.99	13.12	22.48	19.67
27,419.49	1,050.56	105.06	15.01	13.13	22.51	19.70
27,462.93	1,052.22	105.22	15.03	13.15	22.55	19.73
27,597.49	1,057.38	105.74	15.11	13.22	22.66	19.83

These rates do not include clothing allowances paid through various negotiating units, therefore it is the agencies responsibility to factor in the proper amount in order to pay the overtime in accordance with the FLSA.

TWELVE MONTH
 You are Viewing an Archived Copy from the New Jersey State Library
SALARY RATE CONVERSION TABLES

Effective: June 26, 2004

Based on 261 Days

2088 Hours - 40 Hour Week

1827 Hours - 35 Hour Week

Annual	Bi-Weekly	Daily	Hourly Rates		Overtime Rates	
			35	40	35	40
27,620.05	1,058.24	105.82	15.12	13.23	22.68	19.84
27,620.69	1,058.26	105.83	15.12	13.23	22.68	19.84
27,634.08	1,058.78	105.88	15.13	13.24	22.69	19.85
27,651.71	1,059.45	105.95	15.14	13.24	22.70	19.86
27,687.93	1,060.84	106.08	15.16	13.26	22.73	19.89
27,688.93	1,060.88	106.09	15.16	13.26	22.73	19.89
27,760.29	1,063.61	106.36	15.19	13.30	22.79	19.94
27,786.65	1,064.62	106.46	15.21	13.31	22.81	19.96
27,808.89	1,065.47	106.55	15.22	13.32	22.83	19.98
27,809.65	1,065.50	106.55	15.22	13.32	22.83	19.98

Annual	Bi-Weekly	Daily	Hourly Rates		Overtime Rates	
			35	40	35	40
27,890.11	1,068.59	106.86	15.27	13.36	22.90	20.04
27,926.78	1,069.99	107.00	15.29	13.38	22.93	20.06
27,959.61	1,071.25	107.13	15.30	13.39	22.96	20.09
27,960.25	1,071.27	107.13	15.30	13.39	22.96	20.09
28,010.09	1,073.18	107.32	15.33	13.42	23.00	20.12
28,010.60	1,073.20	107.32	15.33	13.42	23.00	20.12
28,022.64	1,073.66	107.37	15.34	13.42	23.01	20.13
28,065.87	1,075.32	107.53	15.36	13.44	23.04	20.16
28,066.53	1,075.35	107.54	15.36	13.44	23.04	20.16
28,080.91	1,075.90	107.59	15.37	13.45	23.06	20.17

Annual	Bi-Weekly	Daily	Hourly Rates		Overtime Rates	
			35	40	35	40
28,117.90	1,077.31	107.73	15.39	13.47	23.09	20.20
28,121.89	1,077.47	107.75	15.39	13.47	23.09	20.20
28,122.57	1,077.49	107.75	15.39	13.47	23.09	20.20
28,233.07	1,081.73	108.17	15.45	13.52	23.18	20.28
28,244.16	1,082.15	108.22	15.46	13.53	23.19	20.29
28,270.15	1,083.15	108.32	15.47	13.54	23.21	20.31
28,283.96	1,083.68	108.37	15.48	13.55	23.22	20.32
28,298.20	1,084.22	108.42	15.49	13.55	23.23	20.33
28,319.70	1,085.05	108.51	15.50	13.56	23.25	20.34
28,320.42	1,085.07	108.51	15.50	13.56	23.25	20.34

These rates do not include clothing allowances paid through various negotiating units, therefore it is the agencies responsibility to factor in the proper amount in order to pay the overtime in accordance with the FLSA.

You are Viewing an Archived Copy from the New Jersey State Library
TWELVE MONTH
SALARY RATE CONVERSION TABLES

Effective: June 26, 2004

Based on 261 Days

2088 Hours - 40 Hour Week

1827 Hours - 35 Hour Week

Annual	Bi-Weekly	Daily	Hourly Rates		Overtime Rates	
			35	40	35	40
28,321.15	1,085.10	108.51	15.50	13.56	23.25	20.35
28,340.37	1,085.84	108.58	15.51	13.57	23.27	20.36
28,377.63	1,087.27	108.73	15.53	13.59	23.30	20.39
28,396.93	1,088.00	108.80	15.54	13.60	23.31	20.40
28,427.58	1,089.18	108.92	15.56	13.62	23.34	20.42
28,434.36	1,089.44	108.94	15.56	13.62	23.34	20.43
28,480.18	1,091.19	109.12	15.59	13.64	23.38	20.46
28,540.44	1,093.50	109.35	15.62	13.67	23.43	20.50
28,550.22	1,093.88	109.39	15.63	13.67	23.44	20.51
28,582.00	1,095.10	109.51	15.64	13.69	23.47	20.53

Annual	Bi-Weekly	Daily	Hourly Rates		Overtime Rates	
			35	40	35	40
28,596.72	1,095.66	109.57	15.65	13.70	23.48	20.54
28,602.90	1,095.90	109.59	15.66	13.70	23.48	20.55
28,603.14	1,095.91	109.59	15.66	13.70	23.48	20.55
28,603.80	1,095.93	109.59	15.66	13.70	23.48	20.55
28,614.27	1,096.33	109.63	15.66	13.70	23.49	20.56
28,634.33	1,097.10	109.71	15.67	13.71	23.51	20.57
28,747.47	1,101.44	110.14	15.74	13.77	23.60	20.65
28,818.45	1,104.16	110.42	15.77	13.80	23.66	20.70
28,827.10	1,104.49	110.45	15.78	13.81	23.67	20.71
28,839.19	1,104.95	110.50	15.79	13.81	23.68	20.72

Annual	Bi-Weekly	Daily	Hourly Rates		Overtime Rates	
			35	40	35	40
28,840.00	1,104.98	110.50	15.79	13.81	23.68	20.72
28,857.17	1,105.64	110.56	15.80	13.82	23.69	20.73
28,882.80	1,106.62	110.66	15.81	13.83	23.71	20.75
28,914.89	1,107.85	110.79	15.83	13.85	23.74	20.77
28,920.95	1,108.08	110.81	15.83	13.85	23.75	20.78
29,040.15	1,112.65	111.27	15.90	13.91	23.84	20.86
29,040.80	1,112.67	111.27	15.90	13.91	23.84	20.86
29,121.30	1,115.76	111.58	15.94	13.95	23.91	20.92
29,141.92	1,116.55	111.66	15.95	13.96	23.93	20.94
29,159.85	1,117.24	111.72	15.96	13.97	23.94	20.95

These rates do not include clothing allowances paid through various negotiating units, therefore it is the agencies responsibility to factor in the proper amount in order to pay the overtime in accordance with the FLSA.

You are Viewing an Archived Copy from the New Jersey State Library
TWELVE MONTH
SALARY RATE CONVERSION TABLES

Effective: June 26, 2004

Based on 261 Days

2088 Hours - 40 Hour Week

1827 Hours - 35 Hour Week

Annual	Bi-Weekly	Daily	Hourly Rates		Overtime Rates	
			35	40	35	40
29,199.54	1,118.76	111.88	15.98	13.98	23.97	20.98
29,200.22	1,118.78	111.88	15.98	13.99	23.97	20.98
29,235.41	1,120.13	112.01	16.00	14.00	24.00	21.00
29,255.55	1,120.90	112.09	16.01	14.01	24.02	21.02
29,256.30	1,120.93	112.09	16.01	14.01	24.02	21.02
29,311.58	1,123.05	112.31	16.04	14.04	24.07	21.06
29,312.30	1,123.08	112.31	16.04	14.04	24.07	21.06
29,324.18	1,123.53	112.35	16.05	14.04	24.08	21.07
29,362.85	1,125.01	112.50	16.07	14.06	24.11	21.09
29,373.67	1,125.43	112.54	16.08	14.07	24.12	21.10

Annual	Bi-Weekly	Daily	Hourly Rates		Overtime Rates	
			35	40	35	40
29,374.36	1,125.45	112.55	16.08	14.07	24.12	21.10
29,418.82	1,127.16	112.72	16.10	14.09	24.15	21.13
29,485.13	1,129.70	112.97	16.14	14.12	24.21	21.18
29,524.07	1,131.19	113.12	16.16	14.14	24.24	21.21
29,541.73	1,131.87	113.19	16.17	14.15	24.26	21.22
29,566.51	1,132.82	113.28	16.18	14.16	24.27	21.24
29,580.73	1,133.36	113.34	16.19	14.17	24.29	21.25
29,586.23	1,133.57	113.36	16.19	14.17	24.29	21.26
29,586.91	1,133.60	113.36	16.19	14.17	24.29	21.26
29,598.25	1,134.03	113.40	16.20	14.18	24.30	21.26

Annual	Bi-Weekly	Daily	Hourly Rates		Overtime Rates	
			35	40	35	40
29,637.53	1,135.54	113.55	16.22	14.19	24.33	21.29
29,660.94	1,136.43	113.64	16.24	14.21	24.35	21.31
29,663.38	1,136.53	113.65	16.24	14.21	24.35	21.31
29,700.15	1,137.94	113.79	16.26	14.22	24.38	21.34
29,840.23	1,143.30	114.33	16.33	14.29	24.50	21.44
29,847.34	1,143.58	114.36	16.34	14.30	24.51	21.44
29,850.25	1,143.69	114.37	16.34	14.30	24.51	21.44
29,860.86	1,144.09	114.41	16.34	14.30	24.52	21.45
29,869.49	1,144.42	114.44	16.35	14.31	24.52	21.46
29,870.35	1,144.46	114.45	16.35	14.31	24.52	21.46

These rates do not include clothing allowances paid through various negotiating units, therefore it is the agencies responsibility to factor in the proper amount in order to pay the overtime in accordance with the FLSA.

You are Viewing an Archived Copy from the New Jersey State Library
TWELVE MONTH
SALARY RATE CONVERSION TABLES

Effective: June 26, 2004

Based on 261 Days

2088 Hours - 40 Hour Week

1827 Hours - 35 Hour Week

Annual	Bi-Weekly	Daily	Hourly Rates		Overtime Rates	
			35	40	35	40
29,875.49	1,144.65	114.47	16.35	14.31	24.53	21.46
29,893.91	1,145.36	114.54	16.36	14.32	24.54	21.48
29,915.12	1,146.17	114.62	16.37	14.33	24.56	21.49
29,965.15	1,148.09	114.81	16.40	14.35	24.60	21.53
29,975.44	1,148.48	114.85	16.41	14.36	24.61	21.53
30,025.41	1,150.40	115.04	16.43	14.38	24.65	21.57
30,031.51	1,150.63	115.06	16.44	14.38	24.66	21.57
30,045.42	1,151.17	115.12	16.45	14.39	24.67	21.59
30,120.69	1,154.05	115.41	16.49	14.43	24.73	21.64
30,121.35	1,154.07	115.41	16.49	14.43	24.73	21.64

Annual	Bi-Weekly	Daily	Hourly Rates		Overtime Rates	
			35	40	35	40
30,140.85	1,154.82	115.48	16.50	14.44	24.75	21.65
30,161.69	1,155.62	115.56	16.51	14.45	24.76	21.67
30,201.80	1,157.16	115.72	16.53	14.46	24.80	21.70
30,204.75	1,157.27	115.73	16.53	14.47	24.80	21.70
30,261.20	1,159.43	115.94	16.56	14.49	24.84	21.74
30,333.21	1,162.19	116.22	16.60	14.53	24.90	21.79
30,333.91	1,162.22	116.22	16.60	14.53	24.90	21.79
30,415.29	1,165.34	116.53	16.65	14.57	24.97	21.85
30,455.55	1,166.88	116.69	16.67	14.59	25.01	21.88
30,501.27	1,168.63	116.86	16.70	14.61	25.04	21.91

Annual	Bi-Weekly	Daily	Hourly Rates		Overtime Rates	
			35	40	35	40
30,502.03	1,168.66	116.87	16.70	14.61	25.04	21.91
30,551.02	1,170.54	117.05	16.72	14.63	25.08	21.95
30,569.32	1,171.24	117.12	16.73	14.64	25.10	21.96
30,570.02	1,171.27	117.13	16.73	14.64	25.10	21.96
30,593.48	1,172.16	117.22	16.75	14.65	25.12	21.98
30,625.45	1,173.39	117.34	16.76	14.67	25.14	22.00
30,626.15	1,173.42	117.34	16.76	14.67	25.14	22.00
30,629.89	1,173.56	117.36	16.77	14.67	25.15	22.00
30,670.51	1,175.12	117.51	16.79	14.69	25.18	22.03
30,687.37	1,175.76	117.58	16.80	14.70	25.20	22.05

These rates do not include clothing allowances paid through various negotiating units, therefore it is the agencies responsibility to factor in the proper amount in order to pay the overtime in accordance with the FLSA.

TWELVE MONTH
 You are Viewing an Archived Copy from the New Jersey State Library
SALARY RATE CONVERSION TABLES

Effective: June 26, 2004

Based on 261 Days

2088 Hours - 40 Hour Week

1827 Hours - 35 Hour Week

Annual	Bi-Weekly	Daily	Hourly Rates		Overtime Rates	
			35	40	35	40
30,688.10	1,175.79	117.58	16.80	14.70	25.20	22.05
30,799.57	1,180.06	118.01	16.86	14.75	25.29	22.13
30,840.70	1,181.64	118.16	16.88	14.77	25.32	22.16
30,868.18	1,182.69	118.27	16.90	14.78	25.34	22.18
30,882.05	1,183.22	118.32	16.90	14.79	25.35	22.19
30,899.18	1,183.88	118.39	16.91	14.80	25.37	22.20
30,899.79	1,183.90	118.39	16.91	14.80	25.37	22.20
30,900.70	1,183.93	118.39	16.91	14.80	25.37	22.20
30,909.29	1,184.26	118.43	16.92	14.80	25.38	22.20
30,924.95	1,184.86	118.49	16.93	14.81	25.39	22.22

Annual	Bi-Weekly	Daily	Hourly Rates		Overtime Rates	
			35	40	35	40
30,965.94	1,186.43	118.64	16.95	14.83	25.42	22.25
30,974.25	1,186.75	118.68	16.95	14.83	25.43	22.25
30,987.50	1,187.26	118.73	16.96	14.84	25.44	22.26
31,028.74	1,188.84	118.88	16.98	14.86	25.47	22.29
31,140.02	1,193.10	119.31	17.04	14.91	25.57	22.37
31,144.46	1,193.27	119.33	17.05	14.92	25.57	22.37
31,193.65	1,195.16	119.52	17.07	14.94	25.61	22.41
31,201.23	1,195.45	119.55	17.08	14.94	25.62	22.41
31,201.90	1,195.48	119.55	17.08	14.94	25.62	22.41
31,202.08	1,195.48	119.55	17.08	14.94	25.62	22.42

Annual	Bi-Weekly	Daily	Hourly Rates		Overtime Rates	
			35	40	35	40
31,243.75	1,197.08	119.71	17.10	14.96	25.65	22.44
31,327.40	1,200.28	120.03	17.15	15.00	25.72	22.51
31,336.61	1,200.64	120.06	17.15	15.01	25.73	22.51
31,366.81	1,201.79	120.18	17.17	15.02	25.75	22.53
31,380.48	1,202.32	120.23	17.18	15.03	25.76	22.54
31,460.12	1,205.37	120.54	17.22	15.07	25.83	22.60
31,466.88	1,205.63	120.56	17.22	15.07	25.83	22.61
31,467.60	1,205.66	120.57	17.22	15.07	25.84	22.61
31,476.57	1,206.00	120.60	17.23	15.08	25.84	22.61
31,494.61	1,206.69	120.67	17.24	15.08	25.86	22.63

These rates do not include clothing allowances paid through various negotiating units, therefore it is the agencies responsibility to factor in the proper amount in order to pay the overtime in accordance with the FLSA.

TWELVE MONTH
 You are Viewing an Archived Copy from the New Jersey State Library
SALARY RATE CONVERSION TABLES

Effective: June 26, 2004

Based on 261 Days
 2088 Hours - 40 Hour Week
 1827 Hours - 35 Hour Week

Annual	Bi-Weekly	Daily	Hourly Rates		Overtime Rates	
			35	40	35	40
31,506.40	1,207.14	120.71	17.25	15.09	25.87	22.63
31,530.35	1,208.06	120.81	17.26	15.10	25.89	22.65
31,548.25	1,208.75	120.88	17.27	15.11	25.90	22.66
31,549.48	1,208.79	120.88	17.27	15.11	25.90	22.67
31,558.55	1,209.14	120.91	17.27	15.11	25.91	22.67
31,690.96	1,214.21	121.42	17.35	15.18	26.02	22.77
31,691.76	1,214.24	121.42	17.35	15.18	26.02	22.77
31,768.14	1,217.17	121.72	17.39	15.22	26.08	22.82
31,774.65	1,217.42	121.74	17.39	15.22	26.09	22.83
31,816.95	1,219.04	121.90	17.42	15.24	26.12	22.86

Annual	Bi-Weekly	Daily	Hourly Rates		Overtime Rates	
			35	40	35	40
31,877.23	1,221.35	122.14	17.45	15.27	26.17	22.90
31,877.94	1,221.38	122.14	17.45	15.27	26.17	22.90
31,913.85	1,222.75	122.28	17.47	15.28	26.20	22.93
31,930.09	1,223.38	122.34	17.48	15.29	26.22	22.94
31,931.05	1,223.41	122.34	17.48	15.29	26.22	22.94
32,000.89	1,226.09	122.61	17.52	15.33	26.27	22.99
32,001.07	1,226.09	122.61	17.52	15.33	26.27	22.99
32,001.84	1,226.12	122.61	17.52	15.33	26.27	22.99
32,043.87	1,227.73	122.77	17.54	15.35	26.31	23.02
32,066.07	1,228.59	122.86	17.55	15.36	26.33	23.04

Annual	Bi-Weekly	Daily	Hourly Rates		Overtime Rates	
			35	40	35	40
32,066.83	1,228.61	122.86	17.55	15.36	26.33	23.04
32,087.64	1,229.41	122.94	17.56	15.37	26.34	23.05
32,134.98	1,231.23	123.12	17.59	15.39	26.38	23.09
32,148.24	1,231.73	123.17	17.60	15.40	26.39	23.10
32,188.96	1,233.29	123.33	17.62	15.42	26.43	23.12
32,231.73	1,234.93	123.49	17.64	15.44	26.46	23.16
32,242.47	1,235.34	123.53	17.65	15.44	26.47	23.16
32,281.77	1,236.85	123.69	17.67	15.46	26.50	23.19
32,282.45	1,236.88	123.69	17.67	15.46	26.51	23.19
32,285.70	1,237.00	123.70	17.67	15.46	26.51	23.19

These rates do not include clothing allowances paid through various negotiating units, therefore it is the agencies responsibility to factor in the proper amount in order to pay the overtime in accordance with the FLSA.

You are Viewing an Archived Copy from the New Jersey State Library
TWELVE MONTH
SALARY RATE CONVERSION TABLES

Effective: June 26, 2004

Based on 261 Days
 2088 Hours - 40 Hour Week
 1827 Hours - 35 Hour Week

Annual	Bi-Weekly	Daily	Hourly Rates		Overtime Rates	
			35	40	35	40
32,314.06	1,238.09	123.81	17.69	15.48	26.53	23.21
32,357.33	1,239.74	123.97	17.71	15.50	26.57	23.25
32,361.89	1,239.92	123.99	17.71	15.50	26.57	23.25
32,379.68	1,240.60	124.06	17.72	15.51	26.58	23.26
32,422.94	1,242.26	124.23	17.75	15.53	26.62	23.29
32,439.81	1,242.90	124.29	17.76	15.54	26.63	23.30
32,441.58	1,242.97	124.30	17.76	15.54	26.64	23.31
32,592.77	1,248.77	124.88	17.84	15.61	26.76	23.42
32,597.51	1,248.95	124.90	17.84	15.61	26.76	23.42
32,600.55	1,249.06	124.91	17.84	15.61	26.77	23.42

Annual	Bi-Weekly	Daily	Hourly Rates		Overtime Rates	
			35	40	35	40
32,601.29	1,249.09	124.91	17.84	15.61	26.77	23.42
32,640.95	1,250.61	125.06	17.87	15.63	26.80	23.45
32,689.65	1,252.48	125.25	17.89	15.66	26.84	23.48
32,697.78	1,252.79	125.28	17.90	15.66	26.85	23.49
32,784.47	1,256.11	125.61	17.94	15.70	26.92	23.55
32,880.65	1,259.80	125.98	18.00	15.75	27.00	23.62
32,881.49	1,259.83	125.98	18.00	15.75	27.00	23.62
32,888.73	1,260.10	126.01	18.00	15.75	27.00	23.63
32,907.72	1,260.83	126.08	18.01	15.76	27.02	23.64
32,912.35	1,261.01	126.10	18.01	15.76	27.02	23.64

Annual	Bi-Weekly	Daily	Hourly Rates		Overtime Rates	
			35	40	35	40
32,919.41	1,261.28	126.13	18.02	15.77	27.03	23.65
32,942.80	1,262.18	126.22	18.03	15.78	27.05	23.67
32,963.39	1,262.97	126.30	18.04	15.79	27.06	23.68
32,979.18	1,263.57	126.36	18.05	15.80	27.08	23.69
33,029.19	1,265.49	126.55	18.08	15.82	27.12	23.73
33,053.54	1,266.42	126.64	18.09	15.83	27.14	23.75
33,093.99	1,267.97	126.80	18.11	15.85	27.17	23.78
33,103.33	1,268.33	126.83	18.12	15.85	27.18	23.78
33,126.33	1,269.21	126.92	18.13	15.87	27.20	23.80
33,129.01	1,269.31	126.93	18.13	15.87	27.20	23.80

These rates do not include clothing allowances paid through various negotiating units, therefore it is the agencies responsibility to factor in the proper amount in order to pay the overtime in accordance with the FLSA.

You are Viewing an Archived Copy from the New Jersey State Library
TWELVE MONTH
SALARY RATE CONVERSION TABLES

Effective: June 26, 2004

Based on 261 Days

2088 Hours - 40 Hour Week

1827 Hours - 35 Hour Week

Annual	Bi-Weekly	Daily	Hourly Rates		Overtime Rates	
			35	40	35	40
33,129.73	1,269.34	126.93	18.13	15.87	27.20	23.80
33,201.03	1,272.07	127.21	18.17	15.90	27.26	23.85
33,202.21	1,272.12	127.21	18.17	15.90	27.26	23.85
33,247.04	1,273.83	127.38	18.20	15.92	27.30	23.88
33,314.77	1,276.43	127.64	18.24	15.96	27.35	23.93
33,315.58	1,276.46	127.65	18.24	15.96	27.35	23.93
33,362.31	1,278.25	127.83	18.26	15.98	27.39	23.97
33,363.00	1,278.28	127.83	18.26	15.98	27.39	23.97
33,370.78	1,278.57	127.86	18.27	15.98	27.40	23.97
33,444.77	1,281.41	128.14	18.31	16.02	27.46	24.03

Annual	Bi-Weekly	Daily	Hourly Rates		Overtime Rates	
			35	40	35	40
33,445.56	1,281.44	128.14	18.31	16.02	27.46	24.03
33,452.97	1,281.72	128.17	18.31	16.02	27.47	24.03
33,497.52	1,283.43	128.34	18.34	16.04	27.50	24.06
33,515.62	1,284.12	128.41	18.35	16.05	27.52	24.08
33,516.43	1,284.15	128.42	18.35	16.05	27.52	24.08
33,530.13	1,284.68	128.47	18.35	16.06	27.53	24.09
33,640.62	1,288.91	128.89	18.41	16.11	27.62	24.17
33,685.92	1,290.65	129.07	18.44	16.13	27.66	24.20
33,688.62	1,290.75	129.08	18.44	16.13	27.66	24.20
33,733.65	1,292.48	129.25	18.46	16.16	27.70	24.23

Annual	Bi-Weekly	Daily	Hourly Rates		Overtime Rates	
			35	40	35	40
33,734.22	1,292.50	129.25	18.46	16.16	27.70	24.23
33,734.98	1,292.53	129.25	18.47	16.16	27.70	24.24
33,738.70	1,292.67	129.27	18.47	16.16	27.70	24.24
33,739.60	1,292.70	129.27	18.47	16.16	27.70	24.24
33,755.02	1,293.30	129.33	18.48	16.17	27.71	24.25
33,771.86	1,293.94	129.39	18.49	16.17	27.73	24.26
33,817.14	1,295.68	129.57	18.51	16.20	27.77	24.29
33,818.73	1,295.74	129.57	18.51	16.20	27.77	24.30
33,843.41	1,296.68	129.67	18.52	16.21	27.79	24.31
33,888.83	1,298.42	129.84	18.55	16.23	27.82	24.35

These rates do not include clothing allowances paid through various negotiating units, therefore it is the agencies responsibility to factor in the proper amount in order to pay the overtime in accordance with the FLSA.

You are Viewing an Archived Copy from the New Jersey State Library
TWELVE MONTH
SALARY RATE CONVERSION TABLES

Effective: June 26, 2004

Based on 261 Days

2088 Hours - 40 Hour Week

1827 Hours - 35 Hour Week

Annual	Bi-Weekly	Daily	Hourly Rates		Overtime Rates	
			35	40	35	40
34,051.90	1,304.67	130.47	18.64	16.31	27.96	24.46
34,058.95	1,304.94	130.49	18.64	16.31	27.96	24.47
34,064.17	1,305.14	130.51	18.65	16.31	27.97	24.47
34,070.34	1,305.38	130.54	18.65	16.32	27.97	24.48
34,071.22	1,305.41	130.54	18.65	16.32	27.97	24.48
34,074.33	1,305.53	130.55	18.65	16.32	27.98	24.48
34,078.54	1,305.69	130.57	18.65	16.32	27.98	24.48
34,109.83	1,306.89	130.69	18.67	16.34	28.01	24.50
34,266.15	1,312.88	131.29	18.76	16.41	28.13	24.62
34,314.42	1,314.73	131.47	18.78	16.43	28.17	24.65

Annual	Bi-Weekly	Daily	Hourly Rates		Overtime Rates	
			35	40	35	40
34,317.34	1,314.84	131.48	18.78	16.44	28.17	24.65
34,338.87	1,315.67	131.57	18.80	16.45	28.19	24.67
34,380.79	1,317.27	131.73	18.82	16.47	28.23	24.70
34,381.52	1,317.30	131.73	18.82	16.47	28.23	24.70
34,399.81	1,318.00	131.80	18.83	16.48	28.24	24.71
34,403.53	1,318.14	131.81	18.83	16.48	28.25	24.72
34,450.21	1,319.93	131.99	18.86	16.50	28.28	24.75
34,472.92	1,320.80	132.08	18.87	16.51	28.30	24.77
34,528.03	1,322.91	132.29	18.90	16.54	28.35	24.80
34,557.60	1,324.05	132.41	18.92	16.55	28.37	24.83

Annual	Bi-Weekly	Daily	Hourly Rates		Overtime Rates	
			35	40	35	40
34,568.03	1,324.45	132.45	18.92	16.56	28.38	24.83
34,606.58	1,325.92	132.59	18.94	16.57	28.41	24.86
34,628.47	1,326.76	132.68	18.95	16.59	28.43	24.88
34,629.32	1,326.79	132.68	18.95	16.59	28.43	24.88
34,676.31	1,328.59	132.86	18.98	16.61	28.47	24.91
34,698.37	1,329.44	132.94	18.99	16.62	28.49	24.93
34,703.18	1,329.62	132.96	19.00	16.62	28.49	24.93
34,716.98	1,330.15	133.02	19.00	16.63	28.50	24.94
34,748.44	1,331.36	133.14	19.02	16.64	28.53	24.96
34,758.29	1,331.74	133.17	19.03	16.65	28.54	24.97

These rates do not include clothing allowances paid through various negotiating units, therefore it is the agencies responsibility to factor in the proper amount in order to pay the overtime in accordance with the FLSA.

You are Viewing an Archived Copy from the New Jersey State Library
TWELVE MONTH
SALARY RATE CONVERSION TABLES

Effective: June 26, 2004

Based on 261 Days

2088 Hours - 40 Hour Week

1827 Hours - 35 Hour Week

Annual	Bi-Weekly	Daily	Hourly Rates		Overtime Rates	
			35	40	35	40
34,763.31	1,331.93	133.19	19.03	16.65	28.54	24.97
34,781.92	1,332.64	133.26	19.04	16.66	28.56	24.99
34,823.47	1,334.23	133.42	19.06	16.68	28.59	25.02
34,824.29	1,334.26	133.43	19.06	16.68	28.59	25.02
34,867.89	1,335.93	133.59	19.09	16.70	28.63	25.05
34,868.67	1,335.96	133.60	19.09	16.70	28.63	25.05
34,965.17	1,339.66	133.97	19.14	16.75	28.71	25.12
34,966.03	1,339.69	133.97	19.14	16.75	28.71	25.12
34,967.18	1,339.74	133.97	19.14	16.75	28.71	25.12
35,014.51	1,341.55	134.16	19.17	16.77	28.75	25.15

Annual	Bi-Weekly	Daily	Hourly Rates		Overtime Rates	
			35	40	35	40
35,035.82	1,342.37	134.24	19.18	16.78	28.77	25.17
35,038.99	1,342.49	134.25	19.18	16.78	28.77	25.17
35,039.39	1,342.51	134.25	19.18	16.78	28.77	25.17
35,039.83	1,342.52	134.25	19.18	16.78	28.77	25.17
35,044.69	1,342.71	134.27	19.18	16.78	28.77	25.18
35,164.04	1,347.28	134.73	19.25	16.84	28.87	25.26
35,208.93	1,349.00	134.90	19.27	16.86	28.91	25.29
35,211.34	1,349.09	134.91	19.27	16.86	28.91	25.30
35,256.27	1,350.81	135.08	19.30	16.89	28.95	25.33
35,260.03	1,350.96	135.10	19.30	16.89	28.95	25.33

Annual	Bi-Weekly	Daily	Hourly Rates		Overtime Rates	
			35	40	35	40
35,260.95	1,350.99	135.10	19.30	16.89	28.95	25.33
35,307.14	1,352.76	135.28	19.33	16.91	28.99	25.37
35,354.72	1,354.59	135.46	19.35	16.93	29.03	25.40
35,361.80	1,354.86	135.49	19.36	16.94	29.03	25.40
35,364.19	1,354.95	135.50	19.36	16.94	29.03	25.41
35,381.66	1,355.62	135.56	19.37	16.95	29.05	25.42
35,414.15	1,356.86	135.69	19.38	16.96	29.08	25.44
35,420.12	1,357.09	135.71	19.39	16.96	29.08	25.45
35,429.39	1,357.45	135.75	19.39	16.97	29.09	25.45
35,442.23	1,357.94	135.79	19.40	16.97	29.10	25.46

These rates do not include clothing allowances paid through various negotiating units, therefore it is the agencies responsibility to factor in the proper amount in order to pay the overtime in accordance with the FLSA.

You are Viewing an Archived Copy from the New Jersey State Library
TWELVE MONTH
SALARY RATE CONVERSION TABLES

Effective: June 26, 2004

Based on 261 Days
 2088 Hours - 40 Hour Week
 1827 Hours - 35 Hour Week

Annual	Bi-Weekly	Daily	Hourly Rates		Overtime Rates	
			35	40	35	40
35,604.85	1,364.17	136.42	19.49	17.05	29.23	25.58
35,619.95	1,364.75	136.48	19.50	17.06	29.24	25.59
35,632.57	1,365.23	136.52	19.50	17.07	29.25	25.60
35,633.31	1,365.26	136.53	19.50	17.07	29.26	25.60
35,653.38	1,366.03	136.60	19.52	17.08	29.27	25.61
35,733.44	1,369.10	136.91	19.56	17.11	29.34	25.67
35,745.95	1,369.58	136.96	19.57	17.12	29.35	25.68
35,770.02	1,370.50	137.05	19.58	17.13	29.37	25.70
35,820.44	1,372.43	137.24	19.61	17.16	29.41	25.73
35,866.61	1,374.20	137.42	19.63	17.18	29.45	25.77

Annual	Bi-Weekly	Daily	Hourly Rates		Overtime Rates	
			35	40	35	40
35,942.17	1,377.09	137.71	19.67	17.21	29.51	25.82
35,943.06	1,377.13	137.71	19.67	17.21	29.51	25.82
35,966.66	1,378.03	137.80	19.69	17.23	29.53	25.84
35,980.99	1,378.58	137.86	19.69	17.23	29.54	25.85
36,026.87	1,380.34	138.03	19.72	17.25	29.58	25.88
36,029.10	1,380.43	138.04	19.72	17.26	29.58	25.88
36,042.68	1,380.95	138.10	19.73	17.26	29.59	25.89
36,061.66	1,381.67	138.17	19.74	17.27	29.61	25.91
36,202.17	1,387.06	138.71	19.82	17.34	29.72	26.01
36,203.02	1,387.09	138.71	19.82	17.34	29.72	26.01

Annual	Bi-Weekly	Daily	Hourly Rates		Overtime Rates	
			35	40	35	40
36,246.69	1,388.76	138.88	19.84	17.36	29.76	26.04
36,249.29	1,388.86	138.89	19.84	17.36	29.76	26.04
36,270.65	1,389.68	138.97	19.85	17.37	29.78	26.06
36,280.03	1,390.04	139.00	19.86	17.38	29.79	26.06
36,293.74	1,390.56	139.06	19.87	17.38	29.80	26.07
36,332.94	1,392.07	139.21	19.89	17.40	29.83	26.10
36,339.18	1,392.31	139.23	19.89	17.40	29.84	26.11
36,343.10	1,392.46	139.25	19.89	17.41	29.84	26.11
36,402.89	1,394.75	139.48	19.93	17.43	29.89	26.15
36,413.25	1,395.14	139.51	19.93	17.44	29.90	26.16

These rates do not include clothing allowances paid through various negotiating units, therefore it is the agencies responsibility to factor in the proper amount in order to pay the overtime in accordance with the FLSA.

TWELVE MONTH
 You are Viewing an Archived Copy from the New Jersey State Library
SALARY RATE CONVERSION TABLES

Effective: June 26, 2004

Based on 261 Days
 2088 Hours - 40 Hour Week
 1827 Hours - 35 Hour Week

Annual	Bi-Weekly	Daily	Hourly Rates		Overtime Rates	
			35	40	35	40
36,414.72	1,395.20	139.52	19.93	17.44	29.90	26.16
36,415.63	1,395.23	139.52	19.93	17.44	29.90	26.16
36,437.51	1,396.07	139.61	19.94	17.45	29.92	26.18
36,449.72	1,396.54	139.65	19.95	17.46	29.93	26.19
36,450.68	1,396.58	139.66	19.95	17.46	29.93	26.19
36,484.93	1,397.89	139.79	19.97	17.47	29.96	26.21
36,495.25	1,398.29	139.83	19.98	17.48	29.96	26.22
36,522.05	1,399.31	139.93	19.99	17.49	29.99	26.24
36,556.22	1,400.62	140.06	20.01	17.51	30.01	26.26
36,562.36	1,400.86	140.09	20.01	17.51	30.02	26.27

Annual	Bi-Weekly	Daily	Hourly Rates		Overtime Rates	
			35	40	35	40
36,563.23	1,400.89	140.09	20.01	17.51	30.02	26.27
36,605.54	1,402.51	140.25	20.04	17.53	30.05	26.30
36,636.10	1,403.68	140.37	20.05	17.55	30.08	26.32
36,636.98	1,403.72	140.37	20.05	17.55	30.08	26.32
36,654.05	1,404.37	140.44	20.06	17.56	30.09	26.33
36,770.87	1,408.85	140.89	20.13	17.61	30.19	26.42
36,776.40	1,409.06	140.91	20.13	17.61	30.19	26.42
36,781.29	1,409.24	140.92	20.13	17.62	30.20	26.42
36,806.17	1,410.20	141.02	20.15	17.63	30.22	26.44
36,820.61	1,410.75	141.08	20.15	17.63	30.23	26.45

Annual	Bi-Weekly	Daily	Hourly Rates		Overtime Rates	
			35	40	35	40
36,856.55	1,412.13	141.21	20.17	17.65	30.26	26.48
36,884.35	1,413.19	141.32	20.19	17.67	30.28	26.50
36,885.10	1,413.22	141.32	20.19	17.67	30.28	26.50
36,919.91	1,414.56	141.46	20.21	17.68	30.31	26.52
36,968.58	1,416.42	141.64	20.24	17.71	30.35	26.56
36,969.95	1,416.47	141.65	20.24	17.71	30.35	26.56
36,973.75	1,416.62	141.66	20.24	17.71	30.36	26.56
36,994.41	1,417.41	141.74	20.25	17.72	30.37	26.58
37,044.50	1,419.33	141.93	20.28	17.74	30.41	26.61
37,129.44	1,422.58	142.26	20.32	17.78	30.48	26.67

These rates do not include clothing allowances paid through various negotiating units, therefore it is the agencies responsibility to factor in the proper amount in order to pay the overtime in accordance with the FLSA.

You are Viewing an Archived Copy from the New Jersey State Library
TWELVE MONTH
SALARY RATE CONVERSION TABLES

Effective: June 26, 2004

Based on 261 Days

2088 Hours - 40 Hour Week

1827 Hours - 35 Hour Week

Annual	Bi-Weekly	Daily	Hourly Rates		Overtime Rates	
			35	40	35	40
37,174.56	1,424.31	142.43	20.35	17.80	30.52	26.71
37,201.17	1,425.33	142.53	20.36	17.82	30.54	26.73
37,215.16	1,425.87	142.59	20.37	17.82	30.56	26.73
37,241.07	1,426.86	142.69	20.38	17.84	30.58	26.75
37,245.00	1,427.01	142.70	20.39	17.84	30.58	26.76
37,255.87	1,427.43	142.74	20.39	17.84	30.59	26.76
37,256.80	1,427.46	142.75	20.39	17.84	30.59	26.76
37,294.89	1,428.92	142.89	20.41	17.86	30.62	26.79
37,388.34	1,432.50	143.25	20.46	17.91	30.70	26.86
37,460.40	1,435.26	143.53	20.50	17.94	30.76	26.91

Annual	Bi-Weekly	Daily	Hourly Rates		Overtime Rates	
			35	40	35	40
37,470.42	1,435.65	143.57	20.51	17.95	30.76	26.92
37,496.61	1,436.65	143.67	20.52	17.96	30.79	26.94
37,525.71	1,437.77	143.78	20.54	17.97	30.81	26.96
37,565.72	1,439.30	143.93	20.56	17.99	30.84	26.99
37,580.87	1,439.88	143.99	20.57	18.00	30.86	27.00
37,581.75	1,439.91	143.99	20.57	18.00	30.86	27.00
37,612.44	1,441.09	144.11	20.59	18.01	30.88	27.02
37,620.30	1,441.39	144.14	20.59	18.02	30.89	27.03
37,671.69	1,443.36	144.34	20.62	18.04	30.93	27.06
37,688.45	1,444.00	144.40	20.63	18.05	30.94	27.08

Annual	Bi-Weekly	Daily	Hourly Rates		Overtime Rates	
			35	40	35	40
37,822.27	1,449.13	144.91	20.70	18.11	31.05	27.17
37,856.88	1,450.46	145.05	20.72	18.13	31.08	27.20
37,864.27	1,450.74	145.07	20.73	18.13	31.09	27.20
37,865.23	1,450.78	145.08	20.73	18.14	31.09	27.20
37,925.35	1,453.08	145.31	20.76	18.16	31.14	27.24
37,943.91	1,453.79	145.38	20.77	18.17	31.15	27.26
37,948.40	1,453.96	145.40	20.77	18.18	31.16	27.26
37,999.74	1,455.93	145.59	20.80	18.20	31.20	27.30
38,008.63	1,456.27	145.63	20.80	18.20	31.21	27.30
38,057.34	1,458.14	145.81	20.83	18.23	31.25	27.34

These rates do not include clothing allowances paid through various negotiating units, therefore it is the agencies responsibility to factor in the proper amount in order to pay the overtime in accordance with the FLSA.

You are Viewing an Archived Copy from the New Jersey State Library
TWELVE MONTH
SALARY RATE CONVERSION TABLES

Effective: June 26, 2004

Based on 261 Days

2088 Hours - 40 Hour Week

1827 Hours - 35 Hour Week

Annual	Bi-Weekly	Daily	Hourly Rates		Overtime Rates	
			35	40	35	40
38,068.21	1,458.55	145.86	20.84	18.23	31.25	27.35
38,085.73	1,459.22	145.92	20.85	18.24	31.27	27.36
38,086.63	1,459.26	145.93	20.85	18.24	31.27	27.36
38,093.10	1,459.51	145.95	20.85	18.24	31.28	27.37
38,136.13	1,461.15	146.12	20.87	18.26	31.31	27.40
38,136.89	1,461.18	146.12	20.87	18.27	31.31	27.40
38,138.65	1,461.25	146.13	20.88	18.27	31.31	27.40
38,142.46	1,461.40	146.14	20.88	18.27	31.32	27.40
38,221.42	1,464.42	146.44	20.92	18.31	31.38	27.46
38,232.21	1,464.84	146.48	20.93	18.31	31.39	27.47

Annual	Bi-Weekly	Daily	Hourly Rates		Overtime Rates	
			35	40	35	40
38,233.21	1,464.87	146.49	20.93	18.31	31.39	27.47
38,234.13	1,464.91	146.49	20.93	18.31	31.39	27.47
38,234.60	1,464.93	146.49	20.93	18.31	31.39	27.47
38,262.18	1,465.98	146.60	20.94	18.33	31.41	27.49
38,286.50	1,466.92	146.69	20.96	18.34	31.43	27.50
38,307.16	1,467.71	146.77	20.97	18.35	31.45	27.52
38,312.96	1,467.93	146.79	20.97	18.35	31.46	27.52
38,313.88	1,467.96	146.80	20.97	18.35	31.46	27.53
38,318.02	1,468.12	146.81	20.97	18.35	31.46	27.53
38,327.55	1,468.49	146.85	20.98	18.36	31.47	27.53

Annual	Bi-Weekly	Daily	Hourly Rates		Overtime Rates	
			35	40	35	40
38,349.59	1,469.33	146.93	20.99	18.37	31.49	27.55
38,458.16	1,473.49	147.35	21.05	18.42	31.58	27.63
38,509.01	1,475.44	147.54	21.08	18.44	31.62	27.66
38,510.51	1,475.50	147.55	21.08	18.44	31.62	27.67
38,520.22	1,475.87	147.59	21.08	18.45	31.63	27.67
38,560.68	1,477.42	147.74	21.11	18.47	31.66	27.70
38,569.57	1,477.76	147.78	21.11	18.47	31.67	27.71
38,570.54	1,477.80	147.78	21.11	18.47	31.67	27.71
38,575.36	1,477.98	147.80	21.11	18.48	31.67	27.71
38,603.17	1,479.05	147.91	21.13	18.49	31.69	27.73

These rates do not include clothing allowances paid through various negotiating units, therefore it is the agencies responsibility to factor in the proper amount in order to pay the overtime in accordance with the FLSA.

TWELVE MONTH
 You are Viewing an Archived Copy from the New Jersey State Library
SALARY RATE CONVERSION TABLES

Effective: June 26, 2004

Based on 261 Days

2088 Hours - 40 Hour Week

1827 Hours - 35 Hour Week

Annual	Bi-Weekly	Daily	Hourly Rates		Overtime Rates	
			35	40	35	40
38,607.16	1,479.20	147.92	21.13	18.49	31.70	27.74
38,632.32	1,480.17	148.02	21.15	18.50	31.72	27.75
38,659.61	1,481.21	148.12	21.16	18.52	31.74	27.77
38,661.70	1,481.29	148.13	21.16	18.52	31.74	27.77
38,687.66	1,482.29	148.23	21.18	18.53	31.76	27.79
38,740.24	1,484.30	148.43	21.20	18.55	31.81	27.83
38,816.65	1,487.23	148.72	21.25	18.59	31.87	27.89
38,946.86	1,492.22	149.22	21.32	18.65	31.98	27.98
38,954.14	1,492.50	149.25	21.32	18.66	31.98	27.98
38,959.57	1,492.70	149.27	21.32	18.66	31.99	27.99

Annual	Bi-Weekly	Daily	Hourly Rates		Overtime Rates	
			35	40	35	40
38,960.48	1,492.74	149.27	21.33	18.66	31.99	27.99
38,988.09	1,493.80	149.38	21.34	18.67	32.01	28.01
39,000.28	1,494.26	149.43	21.35	18.68	32.02	28.02
39,024.55	1,495.19	149.52	21.36	18.69	32.04	28.04
39,043.24	1,495.91	149.59	21.37	18.70	32.06	28.05
39,069.78	1,496.93	149.69	21.39	18.71	32.08	28.07
39,077.44	1,497.22	149.72	21.39	18.72	32.08	28.07
39,182.20	1,501.23	150.12	21.45	18.77	32.17	28.15
39,207.40	1,502.20	150.22	21.46	18.78	32.19	28.17
39,233.77	1,503.21	150.32	21.47	18.79	32.21	28.19

Annual	Bi-Weekly	Daily	Hourly Rates		Overtime Rates	
			35	40	35	40
39,293.23	1,505.49	150.55	21.51	18.82	32.26	28.23
39,313.82	1,506.28	150.63	21.52	18.83	32.28	28.24
39,314.83	1,506.32	150.63	21.52	18.83	32.28	28.24
39,334.22	1,507.06	150.71	21.53	18.84	32.29	28.26
39,340.58	1,507.30	150.73	21.53	18.84	32.30	28.26
39,393.94	1,509.35	150.94	21.56	18.87	32.34	28.30
39,395.25	1,509.40	150.94	21.56	18.87	32.34	28.30
39,416.60	1,510.21	151.02	21.57	18.88	32.36	28.32
39,433.73	1,510.87	151.09	21.58	18.89	32.38	28.33
39,604.01	1,517.40	151.74	21.68	18.97	32.52	28.45

These rates do not include clothing allowances paid through various negotiating units, therefore it is the agencies responsibility to factor in the proper amount in order to pay the overtime in accordance with the FLSA.

You are Viewing an Archived Copy from the New Jersey State Library
TWELVE MONTH
SALARY RATE CONVERSION TABLES

Effective: June 26, 2004

Based on 261 Days

2088 Hours - 40 Hour Week

1827 Hours - 35 Hour Week

Annual	Bi-Weekly	Daily	Hourly Rates		Overtime Rates	
			35	40	35	40
39,609.10	1,517.59	151.76	21.68	18.97	32.52	28.46
39,610.03	1,517.63	151.76	21.68	18.97	32.52	28.46
39,681.35	1,520.36	152.04	21.72	19.00	32.58	28.51
39,698.33	1,521.01	152.10	21.73	19.01	32.59	28.52
39,711.79	1,521.52	152.15	21.74	19.02	32.60	28.53
39,723.17	1,521.96	152.20	21.74	19.03	32.61	28.54
39,748.69	1,522.94	152.29	21.76	19.04	32.63	28.56
39,752.39	1,523.08	152.31	21.76	19.04	32.64	28.56
39,770.57	1,523.78	152.38	21.77	19.05	32.65	28.57
39,830.32	1,526.07	152.61	21.80	19.08	32.70	28.61

Annual	Bi-Weekly	Daily	Hourly Rates		Overtime Rates	
			35	40	35	40
39,831.28	1,526.10	152.61	21.80	19.08	32.70	28.61
39,857.63	1,527.11	152.71	21.82	19.09	32.72	28.63
39,883.27	1,528.09	152.81	21.83	19.10	32.75	28.65
39,884.28	1,528.13	152.81	21.83	19.10	32.75	28.65
39,957.91	1,530.95	153.10	21.87	19.14	32.81	28.71
39,969.17	1,531.39	153.14	21.88	19.14	32.82	28.71
39,989.82	1,532.18	153.22	21.89	19.15	32.83	28.73
39,990.78	1,532.21	153.22	21.89	19.15	32.83	28.73
39,996.41	1,532.43	153.24	21.89	19.16	32.84	28.73
40,002.31	1,532.66	153.27	21.90	19.16	32.84	28.74

Annual	Bi-Weekly	Daily	Hourly Rates		Overtime Rates	
			35	40	35	40
40,031.78	1,533.78	153.38	21.91	19.17	32.87	28.76
40,051.07	1,534.52	153.45	21.92	19.18	32.88	28.77
40,063.47	1,535.00	153.50	21.93	19.19	32.89	28.78
40,075.44	1,535.46	153.55	21.94	19.19	32.90	28.79
40,076.40	1,535.49	153.55	21.94	19.19	32.90	28.79
40,082.33	1,535.72	153.57	21.94	19.20	32.91	28.80
40,129.39	1,537.52	153.75	21.97	19.22	32.95	28.83
40,140.79	1,537.96	153.80	21.97	19.23	32.96	28.84
40,177.13	1,539.35	153.94	21.99	19.24	32.99	28.86
40,182.14	1,539.55	153.96	21.99	19.24	32.99	28.87

These rates do not include clothing allowances paid through various negotiating units, therefore it is the agencies responsibility to factor in the proper amount in order to pay the overtime in accordance with the FLSA.

You are Viewing an Archived Copy from the New Jersey State Library
TWELVE MONTH
SALARY RATE CONVERSION TABLES

Effective: June 26, 2004

Based on 261 Days

2088 Hours - 40 Hour Week

1827 Hours - 35 Hour Week

Annual	Bi-Weekly	Daily	Hourly Rates		Overtime Rates	
			35	40	35	40
40,219.91	1,540.99	154.10	22.01	19.26	33.02	28.89
40,223.18	1,541.12	154.11	22.02	19.26	33.02	28.90
40,234.54	1,541.55	154.16	22.02	19.27	33.03	28.90
40,267.52	1,542.82	154.28	22.04	19.29	33.06	28.93
40,273.42	1,543.04	154.30	22.04	19.29	33.06	28.93
40,274.72	1,543.09	154.31	22.04	19.29	33.07	28.93
40,328.87	1,545.17	154.52	22.07	19.32	33.11	28.97
40,338.27	1,545.53	154.55	22.08	19.32	33.12	28.98
40,339.21	1,545.56	154.56	22.08	19.32	33.12	28.98
40,380.91	1,547.16	154.72	22.10	19.34	33.15	29.01

Annual	Bi-Weekly	Daily	Hourly Rates		Overtime Rates	
			35	40	35	40
40,435.98	1,549.27	154.93	22.13	19.37	33.20	29.05
40,446.23	1,549.66	154.97	22.14	19.37	33.21	29.06
40,447.88	1,549.73	154.97	22.14	19.37	33.21	29.06
40,467.39	1,550.47	155.05	22.15	19.38	33.23	29.07
40,503.86	1,551.87	155.19	22.17	19.40	33.26	29.10
40,522.61	1,552.59	155.26	22.18	19.41	33.27	29.11
40,523.39	1,552.62	155.26	22.18	19.41	33.27	29.11
40,573.84	1,554.55	155.46	22.21	19.43	33.31	29.15
40,698.14	1,559.32	155.93	22.28	19.49	33.41	29.24
40,732.76	1,560.64	156.06	22.30	19.51	33.44	29.26

Annual	Bi-Weekly	Daily	Hourly Rates		Overtime Rates	
			35	40	35	40
40,751.96	1,561.38	156.14	22.31	19.52	33.46	29.28
40,761.02	1,561.72	156.17	22.31	19.52	33.47	29.28
40,763.37	1,561.81	156.18	22.31	19.52	33.47	29.28
40,764.43	1,561.86	156.19	22.31	19.52	33.47	29.28
40,788.14	1,562.76	156.28	22.33	19.54	33.49	29.30
40,939.72	1,568.57	156.86	22.41	19.61	33.61	29.41
40,944.38	1,568.75	156.88	22.41	19.61	33.62	29.41
40,968.23	1,569.66	156.97	22.42	19.62	33.64	29.43
40,979.99	1,570.11	157.01	22.43	19.63	33.65	29.44
41,010.58	1,571.29	157.13	22.45	19.64	33.67	29.46

These rates do not include clothing allowances paid through various negotiating units, therefore it is the agencies responsibility to factor in the proper amount in order to pay the overtime in accordance with the FLSA.

You are Viewing an Archived Copy from the New Jersey State Library
TWELVE MONTH
SALARY RATE CONVERSION TABLES

Effective: June 26, 2004

Based on 261 Days

2088 Hours - 40 Hour Week

1827 Hours - 35 Hour Week

Annual	Bi-Weekly	Daily	Hourly Rates		Overtime Rates	
			35	40	35	40
41,031.76	1,572.10	157.21	22.46	19.65	33.69	29.48
41,035.15	1,572.23	157.22	22.46	19.65	33.69	29.48
41,116.04	1,575.33	157.53	22.51	19.69	33.76	29.54
41,132.47	1,575.96	157.60	22.51	19.70	33.77	29.55
41,133.43	1,575.99	157.60	22.51	19.70	33.77	29.55
41,144.75	1,576.43	157.64	22.52	19.71	33.78	29.56
41,162.06	1,577.09	157.71	22.53	19.71	33.80	29.57
41,209.80	1,578.92	157.89	22.56	19.74	33.83	29.60
41,218.28	1,579.24	157.92	22.56	19.74	33.84	29.61
41,232.55	1,579.79	157.98	22.57	19.75	33.85	29.62

Annual	Bi-Weekly	Daily	Hourly Rates		Overtime Rates	
			35	40	35	40
41,282.67	1,581.71	158.17	22.60	19.77	33.89	29.66
41,308.66	1,582.71	158.27	22.61	19.78	33.92	29.68
41,366.24	1,584.91	158.49	22.64	19.81	33.96	29.72
41,378.13	1,585.37	158.54	22.65	19.82	33.97	29.73
41,404.28	1,586.37	158.64	22.66	19.83	33.99	29.75
41,427.43	1,587.26	158.73	22.68	19.84	34.01	29.76
41,428.43	1,587.30	158.73	22.68	19.84	34.01	29.76
41,502.96	1,590.15	159.02	22.72	19.88	34.07	29.82
41,532.51	1,591.28	159.13	22.73	19.89	34.10	29.84
41,534.66	1,591.37	159.14	22.73	19.89	34.10	29.84

Annual	Bi-Weekly	Daily	Hourly Rates		Overtime Rates	
			35	40	35	40
41,591.63	1,593.55	159.36	22.77	19.92	34.15	29.88
41,666.68	1,596.42	159.64	22.81	19.96	34.21	29.93
41,667.68	1,596.46	159.65	22.81	19.96	34.21	29.93
41,694.40	1,597.49	159.75	22.82	19.97	34.23	29.95
41,706.13	1,597.94	159.79	22.83	19.97	34.24	29.96
41,706.63	1,597.96	159.80	22.83	19.97	34.24	29.96
41,716.97	1,598.35	159.84	22.83	19.98	34.25	29.97
41,717.94	1,598.39	159.84	22.83	19.98	34.25	29.97
41,742.44	1,599.33	159.93	22.85	19.99	34.27	29.99
41,788.92	1,601.11	160.11	22.87	20.01	34.31	30.02

These rates do not include clothing allowances paid through various negotiating units, therefore it is the agencies responsibility to factor in the proper amount in order to pay the overtime in accordance with the FLSA.

TWELVE MONTH
 You are Viewing an Archived Copy from the New Jersey State Library
SALARY RATE CONVERSION TABLES

Effective: June 26, 2004

Based on 261 Days

2088 Hours - 40 Hour Week

1827 Hours - 35 Hour Week

Annual	Bi-Weekly	Daily	Hourly Rates		Overtime Rates	
			35	40	35	40
41,801.72	1,601.60	160.16	22.88	20.02	34.32	30.03
41,832.66	1,602.78	160.28	22.90	20.04	34.35	30.05
41,837.92	1,602.99	160.30	22.90	20.04	34.35	30.06
41,838.92	1,603.02	160.30	22.90	20.04	34.35	30.06
41,889.83	1,604.97	160.50	22.93	20.06	34.39	30.09
41,926.51	1,606.38	160.64	22.95	20.08	34.42	30.12
41,927.51	1,606.42	160.64	22.95	20.08	34.42	30.12
41,941.62	1,606.96	160.70	22.96	20.09	34.44	30.13
41,951.62	1,607.34	160.73	22.96	20.09	34.44	30.14
41,963.56	1,607.80	160.78	22.97	20.10	34.45	30.15

Annual	Bi-Weekly	Daily	Hourly Rates		Overtime Rates	
			35	40	35	40
42,004.67	1,609.37	160.94	22.99	20.12	34.49	30.18
42,022.23	1,610.05	161.01	23.00	20.13	34.50	30.19
42,074.16	1,612.04	161.20	23.03	20.15	34.54	30.23
42,077.90	1,612.18	161.22	23.03	20.15	34.55	30.23
42,124.94	1,613.98	161.40	23.06	20.18	34.59	30.26
42,131.72	1,614.24	161.42	23.06	20.18	34.59	30.27
42,139.20	1,614.53	161.45	23.07	20.18	34.60	30.27
42,151.06	1,614.98	161.50	23.07	20.19	34.61	30.28
42,182.34	1,616.18	161.62	23.09	20.20	34.63	30.30
42,185.45	1,616.30	161.63	23.09	20.20	34.64	30.31

Annual	Bi-Weekly	Daily	Hourly Rates		Overtime Rates	
			35	40	35	40
42,191.07	1,616.52	161.65	23.09	20.21	34.64	30.31
42,212.92	1,617.35	161.74	23.11	20.22	34.66	30.33
42,214.03	1,617.40	161.74	23.11	20.22	34.66	30.33
42,236.64	1,618.26	161.83	23.12	20.23	34.68	30.34
42,247.12	1,618.66	161.87	23.12	20.23	34.69	30.35
42,248.58	1,618.72	161.87	23.13	20.23	34.69	30.35
42,281.61	1,619.99	162.00	23.14	20.25	34.71	30.38
42,304.98	1,620.88	162.09	23.16	20.26	34.73	30.39
42,321.72	1,621.52	162.15	23.17	20.27	34.75	30.40
42,336.57	1,622.09	162.21	23.17	20.28	34.76	30.41

These rates do not include clothing allowances paid through various negotiating units, therefore it is the agencies responsibility to factor in the proper amount in order to pay the overtime in accordance with the FLSA.

TWELVE MONTH
 You are Viewing an Archived Copy from the New Jersey State Library
SALARY RATE CONVERSION TABLES

Effective: June 26, 2004

Based on 261 Days

2088 Hours - 40 Hour Week

1827 Hours - 35 Hour Week

Annual	Bi-Weekly	Daily	Hourly Rates		Overtime Rates	
			35	40	35	40
42,353.04	1,622.72	162.27	23.18	20.28	34.77	30.43
42,372.24	1,623.46	162.35	23.19	20.29	34.79	30.44
42,394.51	1,624.31	162.43	23.20	20.30	34.81	30.46
42,469.75	1,627.19	162.72	23.25	20.34	34.87	30.51
42,533.95	1,629.65	162.97	23.28	20.37	34.92	30.56
42,541.21	1,629.93	162.99	23.29	20.37	34.93	30.56
42,587.43	1,631.70	163.17	23.31	20.40	34.97	30.59
42,625.76	1,633.17	163.32	23.33	20.42	35.00	30.62
42,625.79	1,633.17	163.32	23.33	20.42	35.00	30.62
42,655.84	1,634.32	163.43	23.35	20.43	35.02	30.64

Annual	Bi-Weekly	Daily	Hourly Rates		Overtime Rates	
			35	40	35	40
42,656.83	1,634.36	163.44	23.35	20.43	35.02	30.65
42,681.36	1,635.30	163.53	23.36	20.44	35.04	30.66
42,684.17	1,635.41	163.54	23.36	20.44	35.04	30.66
42,802.00	1,639.92	163.99	23.43	20.50	35.14	30.75
42,872.90	1,642.64	164.26	23.47	20.53	35.20	30.80
42,923.59	1,644.58	164.46	23.49	20.56	35.24	30.84
42,938.85	1,645.17	164.52	23.50	20.57	35.25	30.85
42,961.33	1,646.03	164.60	23.52	20.58	35.27	30.86
42,986.08	1,646.98	164.70	23.53	20.59	35.29	30.88
43,020.69	1,648.30	164.83	23.55	20.60	35.32	30.91

Annual	Bi-Weekly	Daily	Hourly Rates		Overtime Rates	
			35	40	35	40
43,024.54	1,648.45	164.85	23.55	20.61	35.32	30.91
43,025.58	1,648.49	164.85	23.55	20.61	35.33	30.91
43,033.09	1,648.78	164.88	23.55	20.61	35.33	30.92
43,048.50	1,649.37	164.94	23.56	20.62	35.34	30.93
43,059.87	1,649.80	164.98	23.57	20.62	35.35	30.93
43,072.91	1,650.30	165.03	23.58	20.63	35.36	30.94
43,084.10	1,650.73	165.07	23.58	20.63	35.37	30.95
43,126.37	1,652.35	165.24	23.61	20.65	35.41	30.98
43,132.19	1,652.57	165.26	23.61	20.66	35.41	30.99
43,140.02	1,652.87	165.29	23.61	20.66	35.42	30.99

These rates do not include clothing allowances paid through various negotiating units, therefore it is the agencies responsibility to factor in the proper amount in order to pay the overtime in accordance with the FLSA.

You are Viewing an Archived Copy from the New Jersey State Library
TWELVE MONTH
SALARY RATE CONVERSION TABLES

Effective: June 26, 2004

Based on 261 Days

2088 Hours - 40 Hour Week

1827 Hours - 35 Hour Week

Annual	Bi-Weekly	Daily	Hourly Rates		Overtime Rates	
			35	40	35	40
43,223.79	1,656.08	165.61	23.66	20.70	35.49	31.05
43,294.45	1,658.79	165.88	23.70	20.74	35.55	31.10
43,332.16	1,660.24	166.02	23.72	20.75	35.58	31.13
43,343.54	1,660.67	166.07	23.72	20.76	35.59	31.14
43,344.58	1,660.71	166.07	23.72	20.76	35.59	31.14
43,395.70	1,662.67	166.27	23.75	20.78	35.63	31.17
43,430.89	1,664.02	166.40	23.77	20.80	35.66	31.20
43,435.36	1,664.19	166.42	23.77	20.80	35.66	31.20
43,443.09	1,664.49	166.45	23.78	20.81	35.67	31.21
43,445.41	1,664.58	166.46	23.78	20.81	35.67	31.21

Annual	Bi-Weekly	Daily	Hourly Rates		Overtime Rates	
			35	40	35	40
43,482.57	1,666.00	166.60	23.80	20.83	35.70	31.24
43,504.94	1,666.86	166.69	23.81	20.84	35.72	31.25
43,555.63	1,668.80	166.88	23.84	20.86	35.76	31.29
43,600.40	1,670.51	167.05	23.86	20.88	35.80	31.32
43,601.44	1,670.55	167.06	23.87	20.88	35.80	31.32
43,662.47	1,672.89	167.29	23.90	20.91	35.85	31.37
43,663.63	1,672.94	167.29	23.90	20.91	35.85	31.37
43,745.81	1,676.08	167.61	23.94	20.95	35.92	31.43
43,767.41	1,676.91	167.69	23.96	20.96	35.93	31.44
43,773.85	1,677.16	167.72	23.96	20.96	35.94	31.45

Annual	Bi-Weekly	Daily	Hourly Rates		Overtime Rates	
			35	40	35	40
43,777.58	1,677.30	167.73	23.96	20.97	35.94	31.45
43,778.62	1,677.34	167.73	23.96	20.97	35.94	31.45
43,786.33	1,677.64	167.76	23.97	20.97	35.95	31.46
43,827.46	1,679.21	167.92	23.99	20.99	35.98	31.49
43,832.21	1,679.40	167.94	23.99	20.99	35.99	31.49
43,844.64	1,679.87	167.99	24.00	21.00	36.00	31.50
43,869.07	1,680.81	168.08	24.01	21.01	36.02	31.52
43,870.11	1,680.85	168.09	24.01	21.01	36.02	31.52
43,878.28	1,681.16	168.12	24.02	21.02	36.03	31.52
43,891.48	1,681.67	168.17	24.02	21.02	36.04	31.53

These rates do not include clothing allowances paid through various negotiating units, therefore it is the agencies responsibility to factor in the proper amount in order to pay the overtime in accordance with the FLSA.

You are Viewing an Archived Copy from the New Jersey State Library
TWELVE MONTH
SALARY RATE CONVERSION TABLES

Effective: June 26, 2004

Based on 261 Days

2088 Hours - 40 Hour Week

1827 Hours - 35 Hour Week

Annual	Bi-Weekly	Daily	Hourly Rates		Overtime Rates	
			35	40	35	40
44,007.94	1,686.13	168.61	24.09	21.08	36.13	31.62
44,026.85	1,686.85	168.69	24.10	21.09	36.15	31.63
44,055.22	1,687.94	168.79	24.11	21.10	36.17	31.65
44,067.58	1,688.41	168.84	24.12	21.11	36.18	31.66
44,087.35	1,689.17	168.92	24.13	21.12	36.20	31.67
44,089.52	1,689.25	168.93	24.13	21.12	36.20	31.67
44,103.38	1,689.78	168.98	24.14	21.12	36.21	31.68
44,114.19	1,690.20	169.02	24.15	21.13	36.22	31.69
44,150.06	1,691.57	169.16	24.17	21.15	36.25	31.72
44,164.28	1,692.12	169.21	24.17	21.15	36.26	31.73

Annual	Bi-Weekly	Daily	Hourly Rates		Overtime Rates	
			35	40	35	40
44,179.21	1,692.69	169.27	24.18	21.16	36.27	31.74
44,180.23	1,692.73	169.27	24.18	21.16	36.27	31.74
44,205.75	1,693.71	169.37	24.20	21.17	36.29	31.76
44,250.10	1,695.41	169.54	24.22	21.19	36.33	31.79
44,262.62	1,695.89	169.59	24.23	21.20	36.34	31.80
44,266.41	1,696.03	169.60	24.23	21.20	36.34	31.80
44,271.53	1,696.23	169.62	24.23	21.20	36.35	31.80
44,295.70	1,697.15	169.72	24.25	21.21	36.37	31.82
44,298.11	1,697.25	169.73	24.25	21.22	36.37	31.82
44,298.25	1,697.25	169.73	24.25	21.22	36.37	31.82

Annual	Bi-Weekly	Daily	Hourly Rates		Overtime Rates	
			35	40	35	40
44,306.88	1,697.58	169.76	24.25	21.22	36.38	31.83
44,347.72	1,699.15	169.92	24.27	21.24	36.41	31.86
44,358.99	1,699.58	169.96	24.28	21.25	36.42	31.87
44,360.20	1,699.62	169.96	24.28	21.25	36.42	31.87
44,394.81	1,700.95	170.10	24.30	21.26	36.45	31.89
44,418.34	1,701.85	170.19	24.31	21.27	36.47	31.91
44,493.27	1,704.72	170.47	24.35	21.31	36.53	31.96
44,507.74	1,705.28	170.53	24.36	21.32	36.54	31.97
44,594.88	1,708.62	170.86	24.41	21.36	36.61	32.04
44,601.05	1,708.85	170.89	24.41	21.36	36.62	32.04

These rates do not include clothing allowances paid through various negotiating units, therefore it is the agencies responsibility to factor in the proper amount in order to pay the overtime in accordance with the FLSA.

You are Viewing an Archived Copy from the New Jersey State Library
TWELVE MONTH
SALARY RATE CONVERSION TABLES

Effective: June 26, 2004

Based on 261 Days

2088 Hours - 40 Hour Week

1827 Hours - 35 Hour Week

Annual	Bi-Weekly	Daily	Hourly Rates		Overtime Rates	
			35	40	35	40
44,611.16	1,709.24	170.92	24.42	21.37	36.63	32.05
44,621.65	1,709.64	170.96	24.42	21.37	36.63	32.06
44,622.73	1,709.68	170.97	24.42	21.37	36.64	32.06
44,639.99	1,710.34	171.03	24.43	21.38	36.65	32.07
44,664.28	1,711.28	171.13	24.45	21.39	36.67	32.09
44,672.75	1,711.60	171.16	24.45	21.40	36.68	32.09
44,675.14	1,711.69	171.17	24.45	21.40	36.68	32.09
44,688.05	1,712.19	171.22	24.46	21.40	36.69	32.10
44,715.46	1,713.24	171.32	24.48	21.42	36.71	32.12
44,761.66	1,715.01	171.50	24.50	21.44	36.75	32.16

Annual	Bi-Weekly	Daily	Hourly Rates		Overtime Rates	
			35	40	35	40
44,864.45	1,718.94	171.89	24.56	21.49	36.83	32.23
44,929.10	1,721.42	172.14	24.59	21.52	36.89	32.28
44,940.40	1,721.85	172.19	24.60	21.52	36.90	32.28
45,002.48	1,724.23	172.42	24.63	21.55	36.95	32.33
45,020.40	1,724.92	172.49	24.64	21.56	36.96	32.34
45,021.48	1,724.96	172.50	24.64	21.56	36.96	32.34
45,042.94	1,725.78	172.58	24.65	21.57	36.98	32.36
45,047.49	1,725.96	172.60	24.66	21.57	36.99	32.36
45,056.39	1,726.30	172.63	24.66	21.58	36.99	32.37
45,058.16	1,726.37	172.64	24.66	21.58	36.99	32.37

Annual	Bi-Weekly	Daily	Hourly Rates		Overtime Rates	
			35	40	35	40
45,120.05	1,728.74	172.87	24.70	21.61	37.04	32.41
45,136.44	1,729.37	172.94	24.71	21.62	37.06	32.43
45,141.78	1,729.57	172.96	24.71	21.62	37.06	32.43
45,160.12	1,730.27	173.03	24.72	21.63	37.08	32.44
45,167.38	1,730.55	173.06	24.72	21.63	37.08	32.45
45,180.05	1,731.04	173.10	24.73	21.64	37.09	32.46
45,222.70	1,732.67	173.27	24.75	21.66	37.13	32.49
45,237.41	1,733.23	173.32	24.76	21.67	37.14	32.50
45,237.78	1,733.25	173.33	24.76	21.67	37.14	32.50
45,335.51	1,736.99	173.70	24.81	21.71	37.22	32.57

These rates do not include clothing allowances paid through various negotiating units, therefore it is the agencies responsibility to factor in the proper amount in order to pay the overtime in accordance with the FLSA.

TWELVE MONTH
 You are Viewing an Archived Copy from the New Jersey State Library
SALARY RATE CONVERSION TABLES

Effective: June 26, 2004

Based on 261 Days
 2088 Hours - 40 Hour Week
 1827 Hours - 35 Hour Week

Annual	Bi-Weekly	Daily	Hourly Rates		Overtime Rates	
			35	40	35	40
45,355.66	1,737.76	173.78	24.83	21.72	37.24	32.58
45,362.88	1,738.04	173.80	24.83	21.73	37.24	32.59
45,363.96	1,738.08	173.81	24.83	21.73	37.25	32.59
45,404.63	1,739.64	173.96	24.85	21.75	37.28	32.62
45,457.32	1,741.66	174.17	24.88	21.77	37.32	32.66
45,460.66	1,741.79	174.18	24.88	21.77	37.32	32.66
45,461.24	1,741.81	174.18	24.88	21.77	37.32	32.66
45,523.20	1,744.18	174.42	24.92	21.80	37.38	32.70
45,565.49	1,745.80	174.58	24.94	21.82	37.41	32.73
45,596.08	1,746.98	174.70	24.96	21.84	37.44	32.76

Annual	Bi-Weekly	Daily	Hourly Rates		Overtime Rates	
			35	40	35	40
45,609.10	1,747.48	174.75	24.96	21.84	37.45	32.76
45,628.65	1,748.22	174.82	24.98	21.85	37.46	32.78
45,629.73	1,748.27	174.83	24.98	21.85	37.46	32.78
45,659.75	1,749.42	174.94	24.99	21.87	37.49	32.80
45,662.84	1,749.53	174.95	24.99	21.87	37.49	32.80
45,689.90	1,750.57	175.06	25.01	21.88	37.51	32.82
45,702.58	1,751.06	175.11	25.02	21.89	37.52	32.83
45,703.63	1,751.10	175.11	25.02	21.89	37.52	32.83
45,806.58	1,755.04	175.50	25.07	21.94	37.61	32.91
45,811.63	1,755.23	175.52	25.08	21.94	37.61	32.91

Annual	Bi-Weekly	Daily	Hourly Rates		Overtime Rates	
			35	40	35	40
45,812.71	1,755.28	175.53	25.08	21.94	37.61	32.91
45,869.72	1,757.46	175.75	25.11	21.97	37.66	32.95
45,887.56	1,758.14	175.81	25.12	21.98	37.67	32.97
45,909.05	1,758.97	175.90	25.13	21.99	37.69	32.98
45,910.15	1,759.01	175.90	25.13	21.99	37.69	32.98
45,917.30	1,759.28	175.93	25.13	21.99	37.70	32.99
45,923.02	1,759.50	175.95	25.14	21.99	37.70	32.99
45,971.24	1,761.35	176.14	25.16	22.02	37.74	33.03
45,984.10	1,761.84	176.18	25.17	22.02	37.75	33.03
45,986.68	1,761.94	176.19	25.17	22.02	37.76	33.04

These rates do not include clothing allowances paid through various negotiating units, therefore it is the agencies responsibility to factor in the proper amount in order to pay the overtime in accordance with the FLSA.

You are Viewing an Archived Copy from the New Jersey State Library
TWELVE MONTH
SALARY RATE CONVERSION TABLES

Effective: June 26, 2004

Based on 261 Days

2088 Hours - 40 Hour Week

1827 Hours - 35 Hour Week

Annual	Bi-Weekly	Daily	Hourly Rates		Overtime Rates	
			35	40	35	40
46,021.31	1,763.27	176.33	25.19	22.04	37.79	33.06
46,074.93	1,765.32	176.53	25.22	22.07	37.83	33.10
46,079.81	1,765.51	176.55	25.22	22.07	37.83	33.10
46,138.31	1,767.75	176.78	25.25	22.10	37.88	33.15
46,149.41	1,768.18	176.82	25.26	22.10	37.89	33.15
46,155.32	1,768.40	176.84	25.26	22.11	37.89	33.16
46,213.31	1,770.62	177.06	25.30	22.13	37.94	33.20
46,218.76	1,770.83	177.08	25.30	22.14	37.95	33.20
46,219.88	1,770.88	177.09	25.30	22.14	37.95	33.20
46,224.26	1,771.04	177.10	25.30	22.14	37.95	33.21

Annual	Bi-Weekly	Daily	Hourly Rates		Overtime Rates	
			35	40	35	40
46,259.65	1,772.40	177.24	25.32	22.16	37.98	33.23
46,263.56	1,772.55	177.26	25.32	22.16	37.98	33.24
46,276.66	1,773.05	177.31	25.33	22.16	37.99	33.24
46,309.79	1,774.32	177.43	25.35	22.18	38.02	33.27
46,318.65	1,774.66	177.47	25.35	22.18	38.03	33.27
46,323.47	1,774.85	177.49	25.36	22.19	38.03	33.28
46,329.20	1,775.07	177.51	25.36	22.19	38.04	33.28
46,329.59	1,775.08	177.51	25.36	22.19	38.04	33.28
46,343.01	1,775.59	177.56	25.37	22.20	38.05	33.29
46,358.06	1,776.17	177.62	25.37	22.20	38.06	33.30

Annual	Bi-Weekly	Daily	Hourly Rates		Overtime Rates	
			35	40	35	40
46,371.05	1,776.67	177.67	25.38	22.21	38.07	33.31
46,421.95	1,778.62	177.86	25.41	22.23	38.11	33.35
46,458.80	1,780.03	178.00	25.43	22.25	38.14	33.38
46,471.82	1,780.53	178.05	25.44	22.26	38.15	33.39
46,508.01	1,781.92	178.19	25.46	22.27	38.18	33.41
46,516.79	1,782.25	178.23	25.46	22.28	38.19	33.42
46,526.56	1,782.63	178.26	25.47	22.28	38.20	33.42
46,564.10	1,784.07	178.41	25.49	22.30	38.23	33.45
46,577.29	1,784.57	178.46	25.49	22.31	38.24	33.46
46,584.47	1,784.85	178.49	25.50	22.31	38.25	33.47

These rates do not include clothing allowances paid through various negotiating units, therefore it is the agencies responsibility to factor in the proper amount in order to pay the overtime in accordance with the FLSA.

You are Viewing an Archived Copy from the New Jersey State Library
TWELVE MONTH
SALARY RATE CONVERSION TABLES

Effective: June 26, 2004

Based on 261 Days
 2088 Hours - 40 Hour Week
 1827 Hours - 35 Hour Week

Annual	Bi-Weekly	Daily	Hourly Rates		Overtime Rates	
			35	40	35	40
46,615.85	1,786.05	178.61	25.52	22.33	38.27	33.49
46,670.91	1,788.16	178.82	25.55	22.35	38.32	33.53
46,680.40	1,788.52	178.85	25.55	22.36	38.33	33.54
46,684.36	1,788.67	178.87	25.55	22.36	38.33	33.54
46,697.26	1,789.17	178.92	25.56	22.37	38.34	33.55
46,698.38	1,789.21	178.92	25.56	22.37	38.34	33.55
46,720.01	1,790.04	179.00	25.57	22.38	38.36	33.56
46,735.16	1,790.62	179.06	25.58	22.38	38.37	33.57
46,818.33	1,793.81	179.38	25.63	22.42	38.44	33.63
46,825.15	1,794.07	179.41	25.63	22.43	38.45	33.64

Annual	Bi-Weekly	Daily	Hourly Rates		Overtime Rates	
			35	40	35	40
46,894.72	1,796.73	179.67	25.67	22.46	38.50	33.69
46,903.87	1,797.08	179.71	25.67	22.46	38.51	33.70
46,917.01	1,797.59	179.76	25.68	22.47	38.52	33.71
46,954.96	1,799.04	179.90	25.70	22.49	38.55	33.73
46,959.51	1,799.21	179.92	25.70	22.49	38.55	33.74
46,962.83	1,799.34	179.93	25.71	22.49	38.56	33.74
47,031.00	1,801.95	180.20	25.74	22.52	38.61	33.79
47,125.36	1,805.57	180.56	25.79	22.57	38.69	33.86
47,126.48	1,805.61	180.56	25.79	22.57	38.69	33.86
47,143.54	1,806.27	180.63	25.80	22.58	38.71	33.87

Annual	Bi-Weekly	Daily	Hourly Rates		Overtime Rates	
			35	40	35	40
47,153.91	1,806.66	180.67	25.81	22.58	38.71	33.87
47,188.78	1,808.00	180.80	25.83	22.60	38.74	33.90
47,218.94	1,809.15	180.92	25.85	22.61	38.77	33.92
47,243.91	1,810.11	181.01	25.86	22.63	38.79	33.94
47,251.77	1,810.41	181.04	25.86	22.63	38.79	33.95
47,252.70	1,810.45	181.05	25.86	22.63	38.80	33.95
47,253.63	1,810.48	181.05	25.86	22.63	38.80	33.95
47,317.74	1,812.94	181.29	25.90	22.66	38.85	33.99
47,368.65	1,814.89	181.49	25.93	22.69	38.89	34.03
47,379.16	1,815.29	181.53	25.93	22.69	38.90	34.04

These rates do not include clothing allowances paid through various negotiating units, therefore it is the agencies responsibility to factor in the proper amount in order to pay the overtime in accordance with the FLSA.

You are Viewing an Archived Copy from the New Jersey State Library
TWELVE MONTH
SALARY RATE CONVERSION TABLES

Effective: June 26, 2004

Based on 261 Days

2088 Hours - 40 Hour Week

1827 Hours - 35 Hour Week

Annual	Bi-Weekly	Daily	Hourly Rates		Overtime Rates	
			35	40	35	40
47,390.72	1,815.74	181.57	25.94	22.70	38.91	34.05
47,418.31	1,816.79	181.68	25.95	22.71	38.93	34.07
47,431.87	1,817.31	181.73	25.96	22.72	38.94	34.07
47,447.23	1,817.90	181.79	25.97	22.72	38.96	34.09
47,479.72	1,819.15	181.92	25.99	22.74	38.98	34.11
47,480.84	1,819.19	181.92	25.99	22.74	38.98	34.11
47,487.29	1,819.44	181.94	25.99	22.74	38.99	34.11
47,500.61	1,819.95	182.00	26.00	22.75	39.00	34.12
47,552.54	1,821.94	182.19	26.03	22.77	39.04	34.16
47,563.07	1,822.34	182.23	26.03	22.78	39.05	34.17

Annual	Bi-Weekly	Daily	Hourly Rates		Overtime Rates	
			35	40	35	40
47,582.48	1,823.08	182.31	26.04	22.79	39.07	34.18
47,586.31	1,823.23	182.32	26.05	22.79	39.07	34.19
47,633.99	1,825.06	182.51	26.07	22.81	39.11	34.22
47,652.09	1,825.75	182.58	26.08	22.82	39.12	34.23
47,687.58	1,827.11	182.71	26.10	22.84	39.15	34.26
47,754.19	1,829.66	182.97	26.14	22.87	39.21	34.31
47,755.31	1,829.71	182.97	26.14	22.87	39.21	34.31
47,815.87	1,832.03	183.20	26.17	22.90	39.26	34.35
47,817.03	1,832.07	183.21	26.17	22.90	39.26	34.35
47,852.74	1,833.44	183.34	26.19	22.92	39.29	34.38

Annual	Bi-Weekly	Daily	Hourly Rates		Overtime Rates	
			35	40	35	40
47,887.26	1,834.76	183.48	26.21	22.94	39.32	34.40
47,892.30	1,834.95	183.50	26.21	22.94	39.32	34.41
47,900.62	1,835.27	183.53	26.22	22.94	39.33	34.41
47,930.48	1,836.42	183.64	26.24	22.96	39.35	34.43
47,939.24	1,836.75	183.68	26.24	22.96	39.36	34.44
47,944.11	1,836.94	183.69	26.24	22.96	39.36	34.44
47,949.03	1,837.13	183.71	26.25	22.96	39.37	34.45
47,950.19	1,837.17	183.72	26.25	22.97	39.37	34.45
47,997.31	1,838.98	183.90	26.27	22.99	39.41	34.48
48,010.21	1,839.47	183.95	26.28	22.99	39.42	34.49

These rates do not include clothing allowances paid through various negotiating units, therefore it is the agencies responsibility to factor in the proper amount in order to pay the overtime in accordance with the FLSA.

TWELVE MONTH
 You are Viewing an Archived Copy from the New Jersey State Library
SALARY RATE CONVERSION TABLES

Effective: June 26, 2004

Based on 261 Days

2088 Hours - 40 Hour Week

1827 Hours - 35 Hour Week

Annual	Bi-Weekly	Daily	Hourly Rates		Overtime Rates	
			35	40	35	40
48,049.39	1,840.97	184.10	26.30	23.01	39.45	34.52
48,050.53	1,841.02	184.10	26.30	23.01	39.45	34.52
48,057.35	1,841.28	184.13	26.30	23.02	39.46	34.52
48,128.72	1,844.01	184.40	26.34	23.05	39.51	34.58
48,150.27	1,844.84	184.48	26.36	23.06	39.53	34.59
48,221.19	1,847.56	184.76	26.39	23.09	39.59	34.64
48,221.80	1,847.58	184.76	26.39	23.10	39.59	34.64
48,235.55	1,848.11	184.81	26.40	23.10	39.60	34.65
48,277.02	1,849.69	184.97	26.42	23.12	39.64	34.68
48,283.66	1,849.95	185.00	26.43	23.12	39.64	34.69

Annual	Bi-Weekly	Daily	Hourly Rates		Overtime Rates	
			35	40	35	40
48,287.95	1,850.11	185.01	26.43	23.13	39.65	34.69
48,290.70	1,850.22	185.02	26.43	23.13	39.65	34.69
48,323.88	1,851.49	185.15	26.45	23.14	39.68	34.72
48,350.27	1,852.50	185.25	26.46	23.16	39.70	34.73
48,374.12	1,853.41	185.34	26.48	23.17	39.72	34.75
48,375.28	1,853.46	185.35	26.48	23.17	39.72	34.75
48,388.84	1,853.98	185.40	26.49	23.18	39.73	34.76
48,407.28	1,854.69	185.47	26.50	23.18	39.74	34.78
48,418.01	1,855.10	185.51	26.50	23.19	39.75	34.78
48,484.91	1,857.66	185.77	26.54	23.22	39.81	34.83

Annual	Bi-Weekly	Daily	Hourly Rates		Overtime Rates	
			35	40	35	40
48,496.35	1,858.10	185.81	26.54	23.23	39.82	34.84
48,519.33	1,858.98	185.90	26.56	23.24	39.84	34.86
48,540.31	1,859.78	185.98	26.57	23.25	39.85	34.87
48,569.88	1,860.91	186.09	26.58	23.26	39.88	34.89
48,580.27	1,861.31	186.13	26.59	23.27	39.89	34.90
48,583.44	1,861.43	186.14	26.59	23.27	39.89	34.90
48,586.43	1,861.55	186.16	26.59	23.27	39.89	34.90
48,621.21	1,862.88	186.29	26.61	23.29	39.92	34.93
48,640.36	1,863.62	186.36	26.62	23.30	39.93	34.94
48,653.97	1,864.14	186.41	26.63	23.30	39.95	34.95

These rates do not include clothing allowances paid through various negotiating units, therefore it is the agencies responsibility to factor in the proper amount in order to pay the overtime in accordance with the FLSA.

You are Viewing an Archived Copy from the New Jersey State Library
TWELVE MONTH
SALARY RATE CONVERSION TABLES

Effective: June 26, 2004

Based on 261 Days

2088 Hours - 40 Hour Week

1827 Hours - 35 Hour Week

Annual	Bi-Weekly	Daily	Hourly Rates		Overtime Rates	
			35	40	35	40
48,702.96	1,866.01	186.60	26.66	23.33	39.99	34.99
48,780.48	1,868.98	186.90	26.70	23.36	40.05	35.04
48,794.38	1,869.52	186.95	26.71	23.37	40.06	35.05
48,836.89	1,871.15	187.12	26.73	23.39	40.10	35.08
48,845.14	1,871.46	187.15	26.74	23.39	40.10	35.09
48,847.16	1,871.54	187.15	26.74	23.39	40.10	35.09
48,849.04	1,871.61	187.16	26.74	23.40	40.11	35.09
48,860.98	1,872.07	187.21	26.74	23.40	40.12	35.10
48,862.43	1,872.12	187.21	26.75	23.40	40.12	35.10
48,876.08	1,872.65	187.27	26.75	23.41	40.13	35.11

Annual	Bi-Weekly	Daily	Hourly Rates		Overtime Rates	
			35	40	35	40
48,887.84	1,873.10	187.31	26.76	23.41	40.14	35.12
48,889.00	1,873.14	187.31	26.76	23.41	40.14	35.12
48,893.71	1,873.32	187.33	26.76	23.42	40.14	35.13
48,907.48	1,873.85	187.39	26.77	23.42	40.15	35.13
48,914.68	1,874.13	187.41	26.77	23.43	40.16	35.14
48,947.68	1,875.39	187.54	26.79	23.44	40.19	35.16
48,971.24	1,876.29	187.63	26.80	23.45	40.21	35.18
49,055.42	1,879.52	187.95	26.85	23.49	40.28	35.24
49,102.63	1,881.33	188.13	26.88	23.52	40.31	35.28
49,145.30	1,882.96	188.30	26.90	23.54	40.35	35.31

Annual	Bi-Weekly	Daily	Hourly Rates		Overtime Rates	
			35	40	35	40
49,167.29	1,883.80	188.38	26.91	23.55	40.37	35.32
49,208.84	1,885.40	188.54	26.93	23.57	40.40	35.35
49,240.54	1,886.61	188.66	26.95	23.58	40.43	35.37
49,241.12	1,886.63	188.66	26.95	23.58	40.43	35.37
49,254.64	1,887.15	188.72	26.96	23.59	40.44	35.38
49,265.76	1,887.58	188.76	26.97	23.60	40.45	35.39
49,314.83	1,889.46	188.95	26.99	23.62	40.49	35.43
49,330.79	1,890.07	189.01	27.00	23.63	40.50	35.44
49,331.95	1,890.11	189.01	27.00	23.63	40.50	35.44
49,346.04	1,890.65	189.07	27.01	23.63	40.51	35.45

These rates do not include clothing allowances paid through various negotiating units, therefore it is the agencies responsibility to factor in the proper amount in order to pay the overtime in accordance with the FLSA.

TWELVE MONTH
 You are Viewing an Archived Copy from the New Jersey State Library
SALARY RATE CONVERSION TABLES

Effective: June 26, 2004

Based on 261 Days

2088 Hours - 40 Hour Week

1827 Hours - 35 Hour Week

Annual	Bi-Weekly	Daily	Hourly Rates		Overtime Rates	
			35	40	35	40
49,366.04	1,891.42	189.14	27.02	23.64	40.53	35.46
49,402.66	1,892.82	189.28	27.04	23.66	40.56	35.49
49,434.46	1,894.04	189.40	27.06	23.68	40.59	35.51
49,449.48	1,894.62	189.46	27.07	23.68	40.60	35.52
49,544.03	1,898.24	189.82	27.12	23.73	40.68	35.59
49,558.95	1,898.81	189.88	27.13	23.74	40.69	35.60
49,577.18	1,899.51	189.95	27.14	23.74	40.70	35.62
49,578.08	1,899.54	189.95	27.14	23.74	40.70	35.62
49,625.67	1,901.37	190.14	27.16	23.77	40.74	35.65
49,629.28	1,901.50	190.15	27.16	23.77	40.75	35.65

Annual	Bi-Weekly	Daily	Hourly Rates		Overtime Rates	
			35	40	35	40
49,689.05	1,903.80	190.38	27.20	23.80	40.80	35.70
49,696.75	1,904.09	190.41	27.20	23.80	40.80	35.70
49,697.91	1,904.13	190.41	27.20	23.80	40.80	35.70
49,707.64	1,904.51	190.45	27.21	23.81	40.81	35.71
49,763.81	1,906.66	190.67	27.24	23.83	40.86	35.75
49,769.57	1,906.88	190.69	27.24	23.84	40.86	35.75
49,785.50	1,907.49	190.75	27.25	23.84	40.88	35.77
49,803.28	1,908.17	190.82	27.26	23.85	40.89	35.78
49,813.29	1,908.56	190.86	27.27	23.86	40.90	35.79
49,817.14	1,908.70	190.87	27.27	23.86	40.90	35.79

Annual	Bi-Weekly	Daily	Hourly Rates		Overtime Rates	
			35	40	35	40
49,857.17	1,910.24	191.02	27.29	23.88	40.93	35.82
49,876.69	1,910.98	191.10	27.30	23.89	40.95	35.83
49,882.11	1,911.19	191.12	27.30	23.89	40.95	35.84
49,882.79	1,911.22	191.12	27.30	23.89	40.95	35.84
49,917.84	1,912.56	191.26	27.32	23.91	40.98	35.86
49,973.40	1,914.69	191.47	27.35	23.93	41.03	35.90
49,989.01	1,915.29	191.53	27.36	23.94	41.04	35.91
49,990.23	1,915.33	191.53	27.36	23.94	41.04	35.91
50,029.73	1,916.85	191.69	27.38	23.96	41.08	35.94
50,050.98	1,917.66	191.77	27.40	23.97	41.09	35.96

These rates do not include clothing allowances paid through various negotiating units, therefore it is the agencies responsibility to factor in the proper amount in order to pay the overtime in accordance with the FLSA.

You are Viewing an Archived Copy from the New Jersey State Library
TWELVE MONTH
SALARY RATE CONVERSION TABLES

Effective: June 26, 2004

Based on 261 Days

2088 Hours - 40 Hour Week

1827 Hours - 35 Hour Week

Annual	Bi-Weekly	Daily	Hourly Rates		Overtime Rates	
			35	40	35	40
50,052.18	1,917.71	191.77	27.40	23.97	41.09	35.96
50,076.28	1,918.63	191.86	27.41	23.98	41.11	35.97
50,182.73	1,922.71	192.27	27.47	24.03	41.20	36.05
50,189.73	1,922.98	192.30	27.47	24.04	41.21	36.06
50,190.91	1,923.02	192.30	27.47	24.04	41.21	36.06
50,230.09	1,924.52	192.45	27.49	24.06	41.24	36.09
50,251.12	1,925.33	192.53	27.51	24.07	41.26	36.10
50,252.43	1,925.38	192.54	27.51	24.07	41.26	36.10
50,270.76	1,926.08	192.61	27.52	24.08	41.27	36.11
50,290.48	1,926.84	192.68	27.53	24.09	41.29	36.13

Annual	Bi-Weekly	Daily	Hourly Rates		Overtime Rates	
			35	40	35	40
50,298.98	1,927.16	192.72	27.53	24.09	41.30	36.14
50,300.19	1,927.21	192.72	27.53	24.09	41.30	36.14
50,304.74	1,927.38	192.74	27.53	24.09	41.30	36.14
50,312.30	1,927.67	192.77	27.54	24.10	41.31	36.14
50,337.97	1,928.66	192.87	27.55	24.11	41.33	36.16
50,342.21	1,928.82	192.88	27.56	24.11	41.33	36.17
50,477.96	1,934.02	193.40	27.63	24.18	41.44	36.26
50,484.42	1,934.27	193.43	27.63	24.18	41.45	36.27
50,520.58	1,935.65	193.57	27.65	24.20	41.48	36.29
50,540.41	1,936.41	193.64	27.66	24.21	41.49	36.31

Annual	Bi-Weekly	Daily	Hourly Rates		Overtime Rates	
			35	40	35	40
50,547.87	1,936.70	193.67	27.67	24.21	41.50	36.31
50,563.83	1,937.31	193.73	27.68	24.22	41.51	36.32
50,599.29	1,938.67	193.87	27.70	24.23	41.54	36.35
50,610.42	1,939.10	193.91	27.70	24.24	41.55	36.36
50,650.32	1,940.63	194.06	27.72	24.26	41.58	36.39
50,651.52	1,940.67	194.07	27.72	24.26	41.59	36.39
50,680.60	1,941.79	194.18	27.74	24.27	41.61	36.41
50,680.96	1,941.80	194.18	27.74	24.27	41.61	36.41
50,695.06	1,942.34	194.23	27.75	24.28	41.62	36.42
50,734.41	1,943.85	194.39	27.77	24.30	41.65	36.45

These rates do not include clothing allowances paid through various negotiating units, therefore it is the agencies responsibility to factor in the proper amount in order to pay the overtime in accordance with the FLSA.

TWELVE MONTH
 You are Viewing an Archived Copy from the New Jersey State Library
SALARY RATE CONVERSION TABLES

Effective: June 26, 2004

Based on 261 Days
 2088 Hours - 40 Hour Week
 1827 Hours - 35 Hour Week

Annual	Bi-Weekly	Daily	Hourly Rates		Overtime Rates	
			35	40	35	40
50,750.91	1,944.48	194.45	27.78	24.31	41.67	36.46
50,769.90	1,945.21	194.52	27.79	24.32	41.68	36.47
50,790.92	1,946.01	194.60	27.80	24.33	41.70	36.49
50,792.65	1,946.08	194.61	27.80	24.33	41.70	36.49
50,803.36	1,946.49	194.65	27.81	24.33	41.71	36.50
50,861.37	1,948.71	194.87	27.84	24.36	41.76	36.54
50,951.63	1,952.17	195.22	27.89	24.40	41.83	36.60
50,970.27	1,952.88	195.29	27.90	24.41	41.85	36.62
50,996.86	1,953.90	195.39	27.91	24.42	41.87	36.64
51,011.47	1,954.46	195.45	27.92	24.43	41.88	36.65

Annual	Bi-Weekly	Daily	Hourly Rates		Overtime Rates	
			35	40	35	40
51,037.60	1,955.46	195.55	27.94	24.44	41.90	36.66
51,057.93	1,956.24	195.62	27.95	24.45	41.92	36.68
51,062.77	1,956.43	195.64	27.95	24.46	41.92	36.68
51,077.41	1,956.99	195.70	27.96	24.46	41.94	36.69
51,142.37	1,959.48	195.95	27.99	24.49	41.99	36.74
51,145.77	1,959.61	195.96	27.99	24.50	41.99	36.74
51,147.06	1,959.66	195.97	28.00	24.50	41.99	36.74
51,181.86	1,960.99	196.10	28.01	24.51	42.02	36.77
51,183.06	1,961.04	196.10	28.02	24.51	42.02	36.77
51,216.83	1,962.33	196.23	28.03	24.53	42.05	36.79

Annual	Bi-Weekly	Daily	Hourly Rates		Overtime Rates	
			35	40	35	40
51,223.32	1,962.58	196.26	28.04	24.53	42.06	36.80
51,237.67	1,963.13	196.31	28.05	24.54	42.07	36.81
51,258.12	1,963.91	196.39	28.06	24.55	42.08	36.82
51,279.51	1,964.73	196.47	28.07	24.56	42.10	36.84
51,279.75	1,964.74	196.47	28.07	24.56	42.10	36.84
51,285.69	1,964.97	196.50	28.07	24.56	42.11	36.84
51,293.46	1,965.27	196.53	28.08	24.57	42.11	36.85
51,340.28	1,967.06	196.71	28.10	24.59	42.15	36.88
51,354.82	1,967.62	196.76	28.11	24.60	42.16	36.89
51,372.95	1,968.31	196.83	28.12	24.60	42.18	36.91

These rates do not include clothing allowances paid through various negotiating units, therefore it is the agencies responsibility to factor in the proper amount in order to pay the overtime in accordance with the FLSA.

You are Viewing an Archived Copy from the New Jersey State Library
TWELVE MONTH
SALARY RATE CONVERSION TABLES

Effective: June 26, 2004

Based on 261 Days

2088 Hours - 40 Hour Week

1827 Hours - 35 Hour Week

Annual	Bi-Weekly	Daily	Hourly Rates		Overtime Rates	
			35	40	35	40
51,396.07	1,969.20	196.92	28.13	24.62	42.20	36.92
51,426.16	1,970.35	197.04	28.15	24.63	42.22	36.94
51,448.17	1,971.19	197.12	28.16	24.64	42.24	36.96
51,509.43	1,973.54	197.35	28.19	24.67	42.29	37.00
51,513.65	1,973.70	197.37	28.20	24.67	42.29	37.01
51,522.17	1,974.03	197.40	28.20	24.68	42.30	37.01
51,624.62	1,977.95	197.80	28.26	24.72	42.38	37.09
51,639.31	1,978.52	197.85	28.27	24.73	42.40	37.10
51,640.51	1,978.56	197.86	28.27	24.73	42.40	37.10
51,655.05	1,979.12	197.91	28.27	24.74	42.41	37.11

Annual	Bi-Weekly	Daily	Hourly Rates		Overtime Rates	
			35	40	35	40
51,670.67	1,979.72	197.97	28.28	24.75	42.42	37.12
51,682.47	1,980.17	198.02	28.29	24.75	42.43	37.13
51,697.34	1,980.74	198.07	28.30	24.76	42.44	37.14
51,719.30	1,981.58	198.16	28.31	24.77	42.46	37.16
51,733.66	1,982.13	198.21	28.32	24.78	42.47	37.17
51,754.01	1,982.91	198.29	28.33	24.79	42.49	37.18
51,767.59	1,983.43	198.34	28.34	24.79	42.50	37.19
51,775.10	1,983.72	198.37	28.34	24.80	42.51	37.20
51,785.71	1,984.13	198.41	28.35	24.80	42.52	37.20
51,832.80	1,985.93	198.59	28.37	24.82	42.56	37.24

Annual	Bi-Weekly	Daily	Hourly Rates		Overtime Rates	
			35	40	35	40
51,986.60	1,991.82	199.18	28.46	24.90	42.68	37.35
52,002.29	1,992.42	199.24	28.46	24.91	42.69	37.36
52,009.45	1,992.70	199.27	28.47	24.91	42.70	37.36
52,016.32	1,992.96	199.30	28.47	24.91	42.71	37.37
52,027.01	1,993.37	199.34	28.48	24.92	42.72	37.38
52,028.99	1,993.45	199.35	28.48	24.92	42.72	37.38
52,030.27	1,993.50	199.35	28.48	24.92	42.72	37.38
52,052.90	1,994.36	199.44	28.49	24.93	42.74	37.40
52,113.40	1,996.68	199.67	28.52	24.96	42.79	37.44
52,125.94	1,997.16	199.72	28.53	24.97	42.80	37.45

These rates do not include clothing allowances paid through various negotiating units, therefore it is the agencies responsibility to factor in the proper amount in order to pay the overtime in accordance with the FLSA.

You are Viewing an Archived Copy from the New Jersey State Library
TWELVE MONTH
SALARY RATE CONVERSION TABLES

Effective: June 26, 2004

Based on 261 Days

2088 Hours - 40 Hour Week

1827 Hours - 35 Hour Week

Annual	Bi-Weekly	Daily	Hourly Rates		Overtime Rates	
			35	40	35	40
52,128.25	1,997.25	199.73	28.53	24.97	42.80	37.45
52,144.27	1,997.86	199.79	28.54	24.97	42.81	37.46
52,148.10	1,998.01	199.80	28.54	24.98	42.81	37.46
52,213.04	2,000.50	200.05	28.58	25.01	42.87	37.51
52,216.91	2,000.65	200.07	28.58	25.01	42.87	37.51
52,252.77	2,002.02	200.20	28.60	25.03	42.90	37.54
52,303.94	2,003.98	200.40	28.63	25.05	42.94	37.58
52,318.78	2,004.55	200.46	28.64	25.06	42.95	37.59
52,330.07	2,004.98	200.50	28.64	25.06	42.96	37.59
52,331.29	2,005.03	200.50	28.64	25.06	42.96	37.59

Annual	Bi-Weekly	Daily	Hourly Rates		Overtime Rates	
			35	40	35	40
52,352.06	2,005.83	200.58	28.66	25.07	42.98	37.61
52,371.55	2,006.57	200.66	28.67	25.08	43.00	37.62
52,371.88	2,006.59	200.66	28.67	25.08	43.00	37.62
52,412.80	2,008.15	200.82	28.69	25.10	43.03	37.65
52,414.04	2,008.20	200.82	28.69	25.10	43.03	37.65
52,487.02	2,011.00	201.10	28.73	25.14	43.09	37.71
52,537.91	2,012.95	201.30	28.76	25.16	43.13	37.74
52,548.57	2,013.36	201.34	28.76	25.17	43.14	37.75
52,549.85	2,013.40	201.34	28.76	25.17	43.14	37.75
52,587.35	2,014.84	201.48	28.78	25.19	43.17	37.78

Annual	Bi-Weekly	Daily	Hourly Rates		Overtime Rates	
			35	40	35	40
52,610.83	2,015.74	201.57	28.80	25.20	43.19	37.80
52,660.78	2,017.65	201.77	28.82	25.22	43.24	37.83
52,662.04	2,017.70	201.77	28.82	25.22	43.24	37.83
52,677.37	2,018.29	201.83	28.83	25.23	43.25	37.84
52,709.22	2,019.51	201.95	28.85	25.24	43.28	37.87
52,733.29	2,020.43	202.04	28.86	25.26	43.29	37.88
52,757.68	2,021.37	202.14	28.88	25.27	43.32	37.90
52,792.04	2,022.68	202.27	28.90	25.28	43.34	37.93
52,800.63	2,023.01	202.30	28.90	25.29	43.35	37.93
52,806.68	2,023.24	202.32	28.90	25.29	43.35	37.94

These rates do not include clothing allowances paid through various negotiating units, therefore it is the agencies responsibility to factor in the proper amount in order to pay the overtime in accordance with the FLSA.

You are Viewing an Archived Copy from the New Jersey State Library
TWELVE MONTH
SALARY RATE CONVERSION TABLES

Effective: June 26, 2004

Based on 261 Days
 2088 Hours - 40 Hour Week
 1827 Hours - 35 Hour Week

Annual	Bi-Weekly	Daily	Hourly Rates		Overtime Rates	
			35	40	35	40
52,819.36	2,023.73	202.37	28.91	25.30	43.37	37.95
52,841.87	2,024.59	202.46	28.92	25.31	43.38	37.96
52,847.61	2,024.81	202.48	28.93	25.31	43.39	37.97
52,911.55	2,027.26	202.73	28.96	25.34	43.44	38.01
52,915.39	2,027.41	202.74	28.96	25.34	43.44	38.01
52,925.50	2,027.80	202.78	28.97	25.35	43.45	38.02
52,963.03	2,029.23	202.92	28.99	25.37	43.48	38.05
52,999.20	2,030.62	203.06	29.01	25.38	43.51	38.07
53,032.93	2,031.91	203.19	29.03	25.40	43.54	38.10
53,034.17	2,031.96	203.20	29.03	25.40	43.54	38.10

Annual	Bi-Weekly	Daily	Hourly Rates		Overtime Rates	
			35	40	35	40
53,062.51	2,033.05	203.31	29.04	25.41	43.57	38.12
53,081.71	2,033.78	203.38	29.05	25.42	43.58	38.13
53,095.40	2,034.31	203.43	29.06	25.43	43.59	38.14
53,136.31	2,035.87	203.59	29.08	25.45	43.63	38.17
53,148.82	2,036.35	203.64	29.09	25.45	43.64	38.18
53,175.81	2,037.39	203.74	29.11	25.47	43.66	38.20
53,213.24	2,038.82	203.88	29.13	25.49	43.69	38.23
53,214.22	2,038.86	203.89	29.13	25.49	43.69	38.23
53,228.56	2,039.41	203.94	29.13	25.49	43.70	38.24
53,249.78	2,040.22	204.02	29.15	25.50	43.72	38.25

Annual	Bi-Weekly	Daily	Hourly Rates		Overtime Rates	
			35	40	35	40
53,278.97	2,041.34	204.13	29.16	25.52	43.74	38.28
53,293.74	2,041.91	204.19	29.17	25.52	43.76	38.29
53,345.80	2,043.90	204.39	29.20	25.55	43.80	38.32
53,449.66	2,047.88	204.79	29.26	25.60	43.88	38.40
53,466.26	2,048.52	204.85	29.27	25.61	43.90	38.41
53,515.96	2,050.42	205.04	29.29	25.63	43.94	38.45
53,545.00	2,051.53	205.15	29.31	25.64	43.96	38.47
53,550.30	2,051.74	205.17	29.31	25.65	43.97	38.47
53,551.65	2,051.79	205.18	29.31	25.65	43.97	38.47
53,552.93	2,051.84	205.18	29.31	25.65	43.97	38.47

These rates do not include clothing allowances paid through various negotiating units, therefore it is the agencies responsibility to factor in the proper amount in order to pay the overtime in accordance with the FLSA.

You are Viewing an Archived Copy from the New Jersey State Library
TWELVE MONTH
SALARY RATE CONVERSION TABLES

Effective: June 26, 2004

Based on 261 Days

2088 Hours - 40 Hour Week

1827 Hours - 35 Hour Week

Annual	Bi-Weekly	Daily	Hourly Rates		Overtime Rates	
			35	40	35	40
53,567.86	2,052.41	205.24	29.32	25.66	43.98	38.48
53,581.87	2,052.95	205.30	29.33	25.66	43.99	38.49
53,583.11	2,052.99	205.30	29.33	25.66	43.99	38.49
53,611.34	2,054.07	205.41	29.34	25.68	44.02	38.51
53,625.91	2,054.63	205.46	29.35	25.68	44.03	38.52
53,635.32	2,054.99	205.50	29.36	25.69	44.04	38.53
53,650.18	2,055.56	205.56	29.37	25.70	44.05	38.54
53,693.03	2,057.20	205.72	29.39	25.72	44.08	38.57
53,774.66	2,060.33	206.03	29.43	25.75	44.15	38.63
53,782.39	2,060.63	206.06	29.44	25.76	44.16	38.64

Annual	Bi-Weekly	Daily	Hourly Rates		Overtime Rates	
			35	40	35	40
53,786.85	2,060.80	206.08	29.44	25.76	44.16	38.64
53,802.16	2,061.39	206.14	29.45	25.77	44.17	38.65
53,844.46	2,063.01	206.30	29.47	25.79	44.21	38.68
53,850.65	2,063.24	206.32	29.48	25.79	44.21	38.69
53,851.57	2,063.28	206.33	29.48	25.79	44.21	38.69
53,860.62	2,063.63	206.36	29.48	25.80	44.22	38.69
53,893.45	2,064.88	206.49	29.50	25.81	44.25	38.72
53,907.93	2,065.44	206.54	29.51	25.82	44.26	38.73
53,923.13	2,066.02	206.60	29.52	25.83	44.27	38.74
53,928.30	2,066.22	206.62	29.52	25.83	44.28	38.74

Annual	Bi-Weekly	Daily	Hourly Rates		Overtime Rates	
			35	40	35	40
53,944.20	2,066.83	206.68	29.53	25.84	44.29	38.75
53,957.96	2,067.35	206.74	29.53	25.84	44.30	38.76
53,966.91	2,067.70	206.77	29.54	25.85	44.31	38.77
53,994.24	2,068.74	206.87	29.55	25.86	44.33	38.79
54,059.24	2,071.24	207.12	29.59	25.89	44.38	38.84
54,068.97	2,071.61	207.16	29.59	25.90	44.39	38.84
54,070.31	2,071.66	207.17	29.60	25.90	44.39	38.84
54,081.95	2,072.11	207.21	29.60	25.90	44.40	38.85
54,085.70	2,072.25	207.23	29.60	25.90	44.41	38.85
54,105.81	2,073.02	207.30	29.62	25.91	44.42	38.87

These rates do not include clothing allowances paid through various negotiating units, therefore it is the agencies responsibility to factor in the proper amount in order to pay the overtime in accordance with the FLSA.

You are Viewing an Archived Copy from the New Jersey State Library
TWELVE MONTH
SALARY RATE CONVERSION TABLES

Effective: June 26, 2004

Based on 261 Days
 2088 Hours - 40 Hour Week
 1827 Hours - 35 Hour Week

Annual	Bi-Weekly	Daily	Hourly Rates		Overtime Rates	
			35	40	35	40
54,181.39	2,075.92	207.59	29.66	25.95	44.48	38.92
54,201.33	2,076.68	207.67	29.67	25.96	44.50	38.94
54,203.63	2,076.77	207.68	29.67	25.96	44.50	38.94
54,207.34	2,076.91	207.69	29.67	25.96	44.51	38.94
54,290.21	2,080.08	208.01	29.72	26.00	44.57	39.00
54,317.40	2,081.13	208.11	29.73	26.01	44.60	39.02
54,329.85	2,081.60	208.16	29.74	26.02	44.61	39.03
54,332.82	2,081.72	208.17	29.74	26.02	44.61	39.03
54,366.15	2,082.99	208.30	29.76	26.04	44.64	39.06
54,378.36	2,083.46	208.35	29.76	26.04	44.65	39.06

Annual	Bi-Weekly	Daily	Hourly Rates		Overtime Rates	
			35	40	35	40
54,470.41	2,086.99	208.70	29.81	26.09	44.72	39.13
54,471.67	2,087.04	208.70	29.82	26.09	44.72	39.13
54,496.45	2,087.99	208.80	29.83	26.10	44.74	39.15
54,543.29	2,089.78	208.98	29.85	26.12	44.78	39.18
54,554.84	2,090.22	209.02	29.86	26.13	44.79	39.19
54,562.83	2,090.53	209.05	29.87	26.13	44.80	39.20
54,584.84	2,091.37	209.14	29.88	26.14	44.82	39.21
54,597.86	2,091.87	209.19	29.88	26.15	44.83	39.22
54,610.87	2,092.37	209.24	29.89	26.16	44.84	39.23
54,625.79	2,092.94	209.29	29.90	26.16	44.85	39.24

Annual	Bi-Weekly	Daily	Hourly Rates		Overtime Rates	
			35	40	35	40
54,628.85	2,093.06	209.31	29.90	26.16	44.85	39.24
54,673.79	2,094.78	209.48	29.93	26.19	44.89	39.28
54,683.39	2,095.15	209.52	29.93	26.19	44.90	39.28
54,712.00	2,096.25	209.63	29.95	26.20	44.92	39.30
54,714.03	2,096.32	209.63	29.95	26.20	44.92	39.31
54,777.35	2,098.75	209.88	29.98	26.23	44.97	39.35
54,798.16	2,099.55	209.96	29.99	26.24	44.99	39.37
54,799.51	2,099.60	209.96	29.99	26.25	44.99	39.37
54,866.41	2,102.16	210.22	30.03	26.28	45.05	39.42
54,884.00	2,102.84	210.28	30.04	26.29	45.06	39.43

These rates do not include clothing allowances paid through various negotiating units, therefore it is the agencies responsibility to factor in the proper amount in order to pay the overtime in accordance with the FLSA.

You are Viewing an Archived Copy from the New Jersey State Library
TWELVE MONTH
SALARY RATE CONVERSION TABLES

Effective: June 26, 2004

Based on 261 Days
 2088 Hours - 40 Hour Week
 1827 Hours - 35 Hour Week

Annual	Bi-Weekly	Daily	Hourly Rates		Overtime Rates	
			35	40	35	40
54,885.28	2,102.88	210.29	30.04	26.29	45.06	39.43
54,898.52	2,103.39	210.34	30.05	26.29	45.07	39.44
54,903.12	2,103.57	210.36	30.05	26.30	45.08	39.44
54,918.30	2,104.15	210.42	30.06	26.30	45.09	39.45
54,944.31	2,105.15	210.52	30.07	26.31	45.11	39.47
54,960.81	2,105.78	210.58	30.08	26.32	45.12	39.48
54,982.16	2,106.60	210.66	30.09	26.33	45.14	39.50
54,991.22	2,106.94	210.69	30.10	26.34	45.15	39.51
55,003.14	2,107.40	210.74	30.11	26.34	45.16	39.51
55,022.58	2,108.14	210.81	30.12	26.35	45.17	39.53

Annual	Bi-Weekly	Daily	Hourly Rates		Overtime Rates	
			35	40	35	40
55,023.89	2,108.20	210.82	30.12	26.35	45.18	39.53
55,069.78	2,109.95	211.00	30.14	26.37	45.21	39.56
55,079.87	2,110.34	211.03	30.15	26.38	45.22	39.57
55,118.14	2,111.81	211.18	30.17	26.40	45.25	39.60
55,140.61	2,112.67	211.27	30.18	26.41	45.27	39.61
55,141.92	2,112.72	211.27	30.18	26.41	45.27	39.61
55,150.58	2,113.05	211.31	30.19	26.41	45.28	39.62
55,220.53	2,115.73	211.57	30.23	26.45	45.34	39.67
55,307.73	2,119.07	211.91	30.27	26.49	45.41	39.73
55,321.78	2,119.61	211.96	30.28	26.50	45.42	39.74

Annual	Bi-Weekly	Daily	Hourly Rates		Overtime Rates	
			35	40	35	40
55,326.77	2,119.80	211.98	30.28	26.50	45.42	39.75
55,334.10	2,120.08	212.01	30.29	26.50	45.43	39.75
55,390.84	2,122.25	212.23	30.32	26.53	45.48	39.79
55,398.14	2,122.53	212.25	30.32	26.53	45.48	39.80
55,410.35	2,123.00	212.30	30.33	26.54	45.49	39.81
55,411.25	2,123.04	212.30	30.33	26.54	45.49	39.81
55,420.83	2,123.40	212.34	30.33	26.54	45.50	39.81
55,429.62	2,123.74	212.37	30.34	26.55	45.51	39.82
55,445.65	2,124.35	212.44	30.35	26.55	45.52	39.83
55,473.16	2,125.41	212.54	30.36	26.57	45.54	39.85

These rates do not include clothing allowances paid through various negotiating units, therefore it is the agencies responsibility to factor in the proper amount in order to pay the overtime in accordance with the FLSA.

You are Viewing an Archived Copy from the New Jersey State Library
TWELVE MONTH
SALARY RATE CONVERSION TABLES

Effective: June 26, 2004

Based on 261 Days

2088 Hours - 40 Hour Week

1827 Hours - 35 Hour Week

Annual	Bi-Weekly	Daily	Hourly Rates		Overtime Rates	
			35	40	35	40
55,497.81	2,126.35	212.64	30.38	26.58	45.56	39.87
55,500.01	2,126.44	212.64	30.38	26.58	45.57	39.87
55,524.43	2,127.37	212.74	30.39	26.59	45.59	39.89
55,525.71	2,127.42	212.74	30.39	26.59	45.59	39.89
55,560.70	2,128.76	212.88	30.41	26.61	45.62	39.92
55,564.13	2,128.89	212.89	30.41	26.61	45.62	39.92
55,638.19	2,131.73	213.17	30.45	26.65	45.68	39.97
55,652.43	2,132.28	213.23	30.46	26.65	45.69	39.98
55,679.90	2,133.33	213.33	30.48	26.67	45.71	40.00
55,687.05	2,133.60	213.36	30.48	26.67	45.72	40.01

Annual	Bi-Weekly	Daily	Hourly Rates		Overtime Rates	
			35	40	35	40
55,746.23	2,135.87	213.59	30.51	26.70	45.77	40.05
55,757.60	2,136.31	213.63	30.52	26.70	45.78	40.06
55,831.88	2,139.15	213.92	30.56	26.74	45.84	40.11
55,882.54	2,141.09	214.11	30.59	26.76	45.88	40.15
55,894.11	2,141.54	214.15	30.59	26.77	45.89	40.15
55,898.05	2,141.69	214.17	30.60	26.77	45.89	40.16
55,943.17	2,143.42	214.34	30.62	26.79	45.93	40.19
56,003.96	2,145.75	214.58	30.65	26.82	45.98	40.23
56,066.19	2,148.13	214.81	30.69	26.85	46.03	40.28
56,067.35	2,148.17	214.82	30.69	26.85	46.03	40.28

Annual	Bi-Weekly	Daily	Hourly Rates		Overtime Rates	
			35	40	35	40
56,083.12	2,148.78	214.88	30.70	26.86	46.05	40.29
56,102.16	2,149.51	214.95	30.71	26.87	46.06	40.30
56,108.95	2,149.77	214.98	30.71	26.87	46.07	40.31
56,110.35	2,149.82	214.98	30.71	26.87	46.07	40.31
56,145.87	2,151.18	215.12	30.73	26.89	46.10	40.34
56,176.37	2,152.35	215.24	30.75	26.90	46.12	40.36
56,193.71	2,153.02	215.30	30.76	26.91	46.14	40.37
56,202.77	2,153.36	215.34	30.76	26.92	46.14	40.38
56,233.42	2,154.54	215.45	30.78	26.93	46.17	40.40
56,249.50	2,155.15	215.52	30.79	26.94	46.18	40.41

These rates do not include clothing allowances paid through various negotiating units, therefore it is the agencies responsibility to factor in the proper amount in order to pay the overtime in accordance with the FLSA.

You are Viewing an Archived Copy from the New Jersey State Library
TWELVE MONTH
SALARY RATE CONVERSION TABLES

Effective: June 26, 2004

Based on 261 Days

2088 Hours - 40 Hour Week

1827 Hours - 35 Hour Week

Annual	Bi-Weekly	Daily	Hourly Rates		Overtime Rates	
			35	40	35	40
56,292.85	2,156.81	215.68	30.81	26.96	46.22	40.44
56,330.86	2,158.27	215.83	30.83	26.98	46.25	40.47
56,346.86	2,158.88	215.89	30.84	26.99	46.26	40.48
56,380.24	2,160.16	216.02	30.86	27.00	46.29	40.50
56,403.81	2,161.07	216.11	30.87	27.01	46.31	40.52
56,413.95	2,161.45	216.15	30.88	27.02	46.32	40.53
56,420.66	2,161.71	216.17	30.88	27.02	46.32	40.53
56,475.58	2,163.82	216.38	30.91	27.05	46.37	40.57
56,491.44	2,164.42	216.44	30.92	27.06	46.38	40.58
56,492.31	2,164.46	216.45	30.92	27.06	46.38	40.58

Annual	Bi-Weekly	Daily	Hourly Rates		Overtime Rates	
			35	40	35	40
56,531.75	2,165.97	216.60	30.94	27.08	46.41	40.61
56,537.75	2,166.20	216.62	30.95	27.08	46.42	40.62
56,539.28	2,166.26	216.63	30.95	27.08	46.42	40.62
56,540.39	2,166.30	216.63	30.95	27.08	46.42	40.62
56,553.41	2,166.80	216.68	30.95	27.09	46.43	40.63
56,604.34	2,168.75	216.88	30.98	27.11	46.47	40.66
56,608.62	2,168.91	216.89	30.98	27.11	46.48	40.67
56,610.75	2,168.99	216.90	30.99	27.11	46.48	40.67
56,612.05	2,169.04	216.90	30.99	27.11	46.48	40.67
56,620.26	2,169.36	216.94	30.99	27.12	46.49	40.68

Annual	Bi-Weekly	Daily	Hourly Rates		Overtime Rates	
			35	40	35	40
56,634.39	2,169.90	216.99	31.00	27.12	46.50	40.69
56,635.07	2,169.93	216.99	31.00	27.12	46.50	40.69
56,650.25	2,170.51	217.05	31.01	27.13	46.51	40.70
56,657.81	2,170.80	217.08	31.01	27.14	46.52	40.70
56,665.95	2,171.11	217.11	31.02	27.14	46.52	40.71
56,696.88	2,172.29	217.23	31.03	27.15	46.55	40.73
56,736.75	2,173.82	217.38	31.06	27.17	46.58	40.76
56,756.75	2,174.59	217.46	31.07	27.18	46.60	40.77
56,790.06	2,175.86	217.59	31.08	27.20	46.63	40.80
56,873.54	2,179.06	217.91	31.13	27.24	46.69	40.86

These rates do not include clothing allowances paid through various negotiating units, therefore it is the agencies responsibility to factor in the proper amount in order to pay the overtime in accordance with the FLSA.

You are Viewing an Archived Copy from the New Jersey State Library
TWELVE MONTH
SALARY RATE CONVERSION TABLES

Effective: June 26, 2004

Based on 261 Days

2088 Hours - 40 Hour Week

1827 Hours - 35 Hour Week

Annual	Bi-Weekly	Daily	Hourly Rates		Overtime Rates	
			35	40	35	40
56,918.94	2,180.80	218.08	31.15	27.26	46.73	40.89
56,999.72	2,183.90	218.39	31.20	27.30	46.80	40.95
57,004.93	2,184.10	218.41	31.20	27.30	46.80	40.95
57,014.20	2,184.45	218.45	31.21	27.31	46.81	40.96
57,029.92	2,185.05	218.51	31.22	27.31	46.82	40.97
57,047.75	2,185.74	218.57	31.23	27.32	46.84	40.98
57,049.17	2,185.79	218.58	31.23	27.32	46.84	40.98
57,056.18	2,186.06	218.61	31.23	27.33	46.84	40.99
57,074.01	2,186.74	218.67	31.24	27.33	46.86	41.00
57,152.34	2,189.74	218.97	31.28	27.37	46.92	41.06

Annual	Bi-Weekly	Daily	Hourly Rates		Overtime Rates	
			35	40	35	40
57,164.41	2,190.21	219.02	31.29	27.38	46.93	41.07
57,224.63	2,192.51	219.25	31.32	27.41	46.98	41.11
57,231.03	2,192.76	219.28	31.33	27.41	46.99	41.11
57,240.84	2,193.14	219.31	31.33	27.41	47.00	41.12
57,244.35	2,193.27	219.33	31.33	27.42	47.00	41.12
57,321.72	2,196.23	219.62	31.38	27.45	47.06	41.18
57,345.66	2,197.15	219.72	31.39	27.46	47.08	41.20
57,361.27	2,197.75	219.78	31.40	27.47	47.09	41.21
57,369.15	2,198.05	219.81	31.40	27.48	47.10	41.21
57,384.38	2,198.64	219.86	31.41	27.48	47.11	41.22

Annual	Bi-Weekly	Daily	Hourly Rates		Overtime Rates	
			35	40	35	40
57,385.74	2,198.69	219.87	31.41	27.48	47.12	41.23
57,401.60	2,199.30	219.93	31.42	27.49	47.13	41.24
57,416.92	2,199.88	219.99	31.43	27.50	47.14	41.25
57,450.48	2,201.17	220.12	31.45	27.52	47.17	41.27
57,466.97	2,201.80	220.18	31.45	27.52	47.18	41.28
57,466.99	2,201.80	220.18	31.45	27.52	47.18	41.28
57,468.31	2,201.85	220.19	31.46	27.52	47.18	41.28
57,496.66	2,202.94	220.29	31.47	27.54	47.21	41.31
57,567.46	2,205.65	220.57	31.51	27.57	47.26	41.36
57,595.67	2,206.73	220.67	31.53	27.58	47.29	41.38

These rates do not include clothing allowances paid through various negotiating units, therefore it is the agencies responsibility to factor in the proper amount in order to pay the overtime in accordance with the FLSA.

TWELVE MONTH
 You are Viewing an Archived Copy from the New Jersey State Library
SALARY RATE CONVERSION TABLES

Effective: June 26, 2004

Based on 261 Days

2088 Hours - 40 Hour Week

1827 Hours - 35 Hour Week

Annual	Bi-Weekly	Daily	Hourly Rates		Overtime Rates	
			35	40	35	40
57,605.69	2,207.11	220.71	31.53	27.59	47.30	41.38
57,610.89	2,207.31	220.73	31.53	27.59	47.30	41.39
57,620.44	2,207.68	220.77	31.54	27.60	47.31	41.39
57,621.80	2,207.73	220.77	31.54	27.60	47.31	41.40
57,646.00	2,208.66	220.87	31.55	27.61	47.33	41.41
57,652.54	2,208.91	220.89	31.56	27.61	47.33	41.42
57,662.74	2,209.30	220.93	31.56	27.62	47.34	41.42
57,686.19	2,210.20	221.02	31.57	27.63	47.36	41.44
57,690.51	2,210.36	221.04	31.58	27.63	47.37	41.45
57,721.05	2,211.53	221.15	31.59	27.64	47.39	41.47

Annual	Bi-Weekly	Daily	Hourly Rates		Overtime Rates	
			35	40	35	40
57,732.01	2,211.95	221.20	31.60	27.65	47.40	41.47
57,741.46	2,212.32	221.23	31.61	27.65	47.41	41.48
57,744.52	2,212.43	221.24	31.61	27.66	47.41	41.48
57,745.87	2,212.49	221.25	31.61	27.66	47.41	41.48
57,754.56	2,212.82	221.28	31.61	27.66	47.42	41.49
57,781.34	2,213.84	221.38	31.63	27.67	47.44	41.51
57,852.30	2,216.56	221.66	31.67	27.71	47.50	41.56
57,945.59	2,220.14	222.01	31.72	27.75	47.57	41.63
57,976.50	2,221.32	222.13	31.73	27.77	47.60	41.65
58,005.83	2,222.45	222.25	31.75	27.78	47.62	41.67

Annual	Bi-Weekly	Daily	Hourly Rates		Overtime Rates	
			35	40	35	40
58,026.60	2,223.24	222.32	31.76	27.79	47.64	41.69
58,028.89	2,223.33	222.33	31.76	27.79	47.64	41.69
58,046.55	2,224.01	222.40	31.77	27.80	47.66	41.70
58,110.35	2,226.45	222.65	31.81	27.83	47.71	41.75
58,118.76	2,226.77	222.68	31.81	27.84	47.72	41.75
58,145.08	2,227.78	222.78	31.83	27.85	47.74	41.77
58,148.93	2,227.93	222.79	31.83	27.85	47.74	41.77
58,150.39	2,227.98	222.80	31.83	27.85	47.74	41.78
58,157.27	2,228.25	222.83	31.83	27.85	47.75	41.78
58,183.99	2,229.27	222.93	31.85	27.87	47.77	41.80

These rates do not include clothing allowances paid through various negotiating units, therefore it is the agencies responsibility to factor in the proper amount in order to pay the overtime in accordance with the FLSA.

TWELVE MONTH
 You are Viewing an Archived Copy from the New Jersey State Library
SALARY RATE CONVERSION TABLES

Effective: June 26, 2004

Based on 261 Days

2088 Hours - 40 Hour Week

1827 Hours - 35 Hour Week

Annual	Bi-Weekly	Daily	Hourly Rates		Overtime Rates	
			35	40	35	40
58,208.28	2,230.20	223.02	31.86	27.88	47.79	41.82
58,212.15	2,230.35	223.04	31.86	27.88	47.79	41.82
58,228.24	2,230.97	223.10	31.87	27.89	47.81	41.83
58,265.42	2,232.39	223.24	31.89	27.91	47.84	41.86
58,271.76	2,232.63	223.26	31.90	27.91	47.84	41.86
58,275.00	2,232.76	223.28	31.90	27.91	47.85	41.86
58,292.39	2,233.42	223.34	31.91	27.92	47.86	41.88
58,309.25	2,234.07	223.41	31.92	27.93	47.87	41.89
58,390.81	2,237.20	223.72	31.96	27.97	47.94	41.95
58,411.30	2,237.98	223.80	31.97	27.98	47.96	41.96

Annual	Bi-Weekly	Daily	Hourly Rates		Overtime Rates	
			35	40	35	40
58,422.95	2,238.43	223.84	31.98	27.98	47.97	41.97
58,535.85	2,242.75	224.28	32.04	28.03	48.06	42.05
58,567.05	2,243.95	224.40	32.06	28.05	48.08	42.07
58,578.08	2,244.37	224.44	32.06	28.06	48.09	42.08
58,637.69	2,246.65	224.67	32.10	28.08	48.14	42.12
58,670.98	2,247.93	224.79	32.11	28.10	48.17	42.15
58,679.99	2,248.28	224.83	32.12	28.10	48.18	42.15
58,696.84	2,248.92	224.89	32.13	28.11	48.19	42.17
58,717.76	2,249.72	224.97	32.14	28.12	48.21	42.18
58,721.92	2,249.88	224.99	32.14	28.12	48.21	42.19

Annual	Bi-Weekly	Daily	Hourly Rates		Overtime Rates	
			35	40	35	40
58,741.24	2,250.62	225.06	32.15	28.13	48.23	42.20
58,751.09	2,251.00	225.10	32.16	28.14	48.24	42.21
58,752.43	2,251.05	225.11	32.16	28.14	48.24	42.21
58,799.71	2,252.86	225.29	32.18	28.16	48.28	42.24
58,816.61	2,253.51	225.35	32.19	28.17	48.29	42.25
58,838.88	2,254.36	225.44	32.21	28.18	48.31	42.27
58,838.92	2,254.36	225.44	32.21	28.18	48.31	42.27
58,934.45	2,258.02	225.80	32.26	28.23	48.39	42.34
58,970.65	2,259.41	225.94	32.28	28.24	48.42	42.36
58,996.61	2,260.41	226.04	32.29	28.26	48.44	42.38

These rates do not include clothing allowances paid through various negotiating units, therefore it is the agencies responsibility to factor in the proper amount in order to pay the overtime in accordance with the FLSA.

You are Viewing an Archived Copy from the New Jersey State Library
TWELVE MONTH
SALARY RATE CONVERSION TABLES

Effective: June 26, 2004

Based on 261 Days
 2088 Hours - 40 Hour Week
 1827 Hours - 35 Hour Week

Annual	Bi-Weekly	Daily	Hourly Rates		Overtime Rates	
			35	40	35	40
59,043.23	2,262.19	226.22	32.32	28.28	48.48	42.42
59,059.75	2,262.83	226.28	32.33	28.29	48.49	42.43
59,068.81	2,263.17	226.32	32.33	28.29	48.50	42.44
59,108.59	2,264.70	226.47	32.35	28.31	48.53	42.46
59,125.28	2,265.34	226.53	32.36	28.32	48.54	42.48
59,141.54	2,265.96	226.60	32.37	28.32	48.56	42.49
59,154.10	2,266.44	226.64	32.38	28.33	48.57	42.50
59,187.21	2,267.71	226.77	32.40	28.35	48.59	42.52
59,187.33	2,267.71	226.77	32.40	28.35	48.59	42.52
59,203.79	2,268.34	226.83	32.41	28.35	48.61	42.53

Annual	Bi-Weekly	Daily	Hourly Rates		Overtime Rates	
			35	40	35	40
59,297.34	2,271.93	227.19	32.46	28.40	48.68	42.60
59,298.83	2,271.99	227.20	32.46	28.40	48.69	42.60
59,300.75	2,272.06	227.21	32.46	28.40	48.69	42.60
59,312.17	2,272.50	227.25	32.46	28.41	48.70	42.61
59,317.39	2,272.70	227.27	32.47	28.41	48.70	42.61
59,317.46	2,272.70	227.27	32.47	28.41	48.70	42.61
59,325.68	2,273.01	227.30	32.47	28.41	48.71	42.62
59,364.99	2,274.52	227.45	32.49	28.43	48.74	42.65
59,372.78	2,274.82	227.48	32.50	28.44	48.75	42.65
59,381.01	2,275.13	227.51	32.50	28.44	48.75	42.66

Annual	Bi-Weekly	Daily	Hourly Rates		Overtime Rates	
			35	40	35	40
59,398.33	2,275.80	227.58	32.51	28.45	48.77	42.67
59,408.83	2,276.20	227.62	32.52	28.45	48.78	42.68
59,433.33	2,277.14	227.71	32.53	28.46	48.80	42.70
59,436.61	2,277.26	227.73	32.53	28.47	48.80	42.70
59,439.98	2,277.39	227.74	32.53	28.47	48.80	42.70
59,450.13	2,277.78	227.78	32.54	28.47	48.81	42.71
59,470.79	2,278.57	227.86	32.55	28.48	48.83	42.72
59,479.90	2,278.92	227.89	32.56	28.49	48.83	42.73
59,499.13	2,279.66	227.97	32.57	28.50	48.85	42.74
59,630.54	2,284.70	228.47	32.64	28.56	48.96	42.84

These rates do not include clothing allowances paid through various negotiating units, therefore it is the agencies responsibility to factor in the proper amount in order to pay the overtime in accordance with the FLSA.

You are Viewing an Archived Copy from the New Jersey State Library
TWELVE MONTH
SALARY RATE CONVERSION TABLES

Effective: June 26, 2004

Based on 261 Days
 2088 Hours - 40 Hour Week
 1827 Hours - 35 Hour Week

Annual	Bi-Weekly	Daily	Hourly Rates		Overtime Rates	
			35	40	35	40
59,671.91	2,286.28	228.63	32.66	28.58	48.99	42.87
59,715.70	2,287.96	228.80	32.69	28.60	49.03	42.90
59,744.08	2,289.05	228.91	32.70	28.61	49.05	42.92
59,746.18	2,289.13	228.91	32.70	28.61	49.05	42.92
59,747.59	2,289.18	228.92	32.70	28.62	49.05	42.92
59,766.02	2,289.89	228.99	32.71	28.62	49.07	42.94
59,798.29	2,291.12	229.11	32.73	28.64	49.10	42.96
59,856.13	2,293.34	229.33	32.76	28.67	49.14	43.00
59,856.69	2,293.36	229.34	32.76	28.67	49.14	43.00
59,858.89	2,293.44	229.34	32.76	28.67	49.14	43.00

Annual	Bi-Weekly	Daily	Hourly Rates		Overtime Rates	
			35	40	35	40
59,862.38	2,293.58	229.36	32.77	28.67	49.15	43.01
59,877.28	2,294.15	229.42	32.77	28.68	49.16	43.02
59,879.83	2,294.25	229.43	32.78	28.68	49.16	43.02
59,942.09	2,296.63	229.66	32.81	28.71	49.21	43.06
59,961.13	2,297.36	229.74	32.82	28.72	49.23	43.08
60,035.42	2,300.21	230.02	32.86	28.75	49.29	43.13
60,054.25	2,300.93	230.09	32.87	28.76	49.31	43.14
60,054.91	2,300.95	230.10	32.87	28.76	49.31	43.14
60,100.27	2,302.69	230.27	32.90	28.78	49.34	43.18
60,101.68	2,302.75	230.28	32.90	28.78	49.34	43.18

Annual	Bi-Weekly	Daily	Hourly Rates		Overtime Rates	
			35	40	35	40
60,117.55	2,303.35	230.34	32.91	28.79	49.36	43.19
60,123.08	2,303.57	230.36	32.91	28.80	49.36	43.19
60,142.24	2,304.30	230.43	32.92	28.80	49.38	43.21
60,186.91	2,306.01	230.60	32.94	28.83	49.41	43.24
60,188.91	2,306.09	230.61	32.94	28.83	49.42	43.24
60,190.43	2,306.15	230.62	32.95	28.83	49.42	43.24
60,206.77	2,306.77	230.68	32.95	28.84	49.43	43.25
60,230.56	2,307.68	230.77	32.97	28.85	49.45	43.27
60,235.30	2,307.87	230.79	32.97	28.85	49.46	43.27
60,292.82	2,310.07	231.01	33.00	28.88	49.50	43.31

These rates do not include clothing allowances paid through various negotiating units, therefore it is the agencies responsibility to factor in the proper amount in order to pay the overtime in accordance with the FLSA.

TWELVE MONTH
 You are Viewing an Archived Copy from the New Jersey State Library
SALARY RATE CONVERSION TABLES

Effective: June 26, 2004

Based on 261 Days

2088 Hours - 40 Hour Week

1827 Hours - 35 Hour Week

Annual	Bi-Weekly	Daily	Hourly Rates		Overtime Rates	
			35	40	35	40
60,310.58	2,310.75	231.08	33.01	28.88	49.52	43.33
60,330.48	2,311.51	231.15	33.02	28.89	49.53	43.34
60,333.44	2,311.63	231.16	33.02	28.90	49.53	43.34
60,348.43	2,312.20	231.22	33.03	28.90	49.55	43.35
60,349.82	2,312.25	231.23	33.03	28.90	49.55	43.35
60,382.82	2,313.52	231.35	33.05	28.92	49.58	43.38
60,405.64	2,314.39	231.44	33.06	28.93	49.59	43.40
60,415.01	2,314.75	231.48	33.07	28.93	49.60	43.40
60,425.48	2,315.15	231.52	33.07	28.94	49.61	43.41
60,477.33	2,317.14	231.71	33.10	28.96	49.65	43.45

Annual	Bi-Weekly	Daily	Hourly Rates		Overtime Rates	
			35	40	35	40
60,478.27	2,317.18	231.72	33.10	28.97	49.65	43.45
60,479.71	2,317.23	231.72	33.10	28.97	49.65	43.45
60,491.70	2,317.69	231.77	33.11	28.97	49.67	43.46
60,492.90	2,317.74	231.77	33.11	28.97	49.67	43.46
60,528.97	2,319.12	231.91	33.13	28.99	49.70	43.48
60,541.76	2,319.61	231.96	33.14	29.00	49.71	43.49
60,558.43	2,320.25	232.03	33.15	29.00	49.72	43.50
60,602.35	2,321.93	232.19	33.17	29.02	49.76	43.54
60,606.83	2,322.10	232.21	33.17	29.03	49.76	43.54
60,619.83	2,322.60	232.26	33.18	29.03	49.77	43.55

Annual	Bi-Weekly	Daily	Hourly Rates		Overtime Rates	
			35	40	35	40
60,628.41	2,322.93	232.29	33.19	29.04	49.78	43.56
60,628.44	2,322.93	232.29	33.19	29.04	49.78	43.56
60,688.08	2,325.21	232.52	33.22	29.07	49.83	43.60
60,773.24	2,328.48	232.85	33.26	29.11	49.90	43.66
60,777.71	2,328.65	232.87	33.27	29.11	49.90	43.66
60,810.21	2,329.89	232.99	33.28	29.12	49.93	43.69
60,854.72	2,331.60	233.16	33.31	29.15	49.96	43.72
60,862.67	2,331.90	233.19	33.31	29.15	49.97	43.72
60,877.99	2,332.49	233.25	33.32	29.16	49.98	43.73
60,891.43	2,333.00	233.30	33.33	29.16	49.99	43.74

These rates do not include clothing allowances paid through various negotiating units, therefore it is the agencies responsibility to factor in the proper amount in order to pay the overtime in accordance with the FLSA.

You are Viewing an Archived Copy from the New Jersey State Library
TWELVE MONTH
SALARY RATE CONVERSION TABLES

Effective: June 26, 2004

Based on 261 Days
 2088 Hours - 40 Hour Week
 1827 Hours - 35 Hour Week

Annual	Bi-Weekly	Daily	Hourly Rates		Overtime Rates	
			35	40	35	40
60,892.81	2,333.06	233.31	33.33	29.16	49.99	43.74
60,897.73	2,333.25	233.33	33.33	29.17	50.00	43.75
60,917.66	2,334.01	233.40	33.34	29.18	50.01	43.76
60,938.60	2,334.81	233.48	33.35	29.19	50.03	43.78
60,979.79	2,336.39	233.64	33.38	29.21	50.07	43.81
60,980.96	2,336.44	233.64	33.38	29.21	50.07	43.81
61,024.02	2,338.09	233.81	33.40	29.23	50.10	43.84
61,040.03	2,338.70	233.87	33.41	29.23	50.12	43.85
61,069.14	2,339.81	233.98	33.43	29.25	50.14	43.87
61,069.75	2,339.84	233.98	33.43	29.25	50.14	43.87

Annual	Bi-Weekly	Daily	Hourly Rates		Overtime Rates	
			35	40	35	40
61,079.81	2,340.22	234.02	33.43	29.25	50.15	43.88
61,126.56	2,342.01	234.20	33.46	29.28	50.19	43.91
61,144.18	2,342.69	234.27	33.47	29.28	50.20	43.93
61,155.37	2,343.12	234.31	33.47	29.29	50.21	43.93
61,158.85	2,343.25	234.33	33.48	29.29	50.21	43.94
61,189.63	2,344.43	234.44	33.49	29.31	50.24	43.96
61,291.05	2,348.32	234.83	33.55	29.35	50.32	44.03
61,293.40	2,348.41	234.84	33.55	29.36	50.32	44.03
61,453.94	2,354.56	235.46	33.64	29.43	50.46	44.15
61,454.95	2,354.60	235.46	33.64	29.43	50.46	44.15

Annual	Bi-Weekly	Daily	Hourly Rates		Overtime Rates	
			35	40	35	40
61,486.95	2,355.82	235.58	33.66	29.45	50.48	44.17
61,502.55	2,356.42	235.64	33.66	29.46	50.49	44.18
61,534.04	2,357.63	235.76	33.68	29.47	50.52	44.21
61,546.93	2,358.12	235.81	33.69	29.48	50.53	44.21
61,548.49	2,358.18	235.82	33.69	29.48	50.53	44.22
61,573.31	2,359.13	235.91	33.70	29.49	50.55	44.23
61,610.88	2,360.57	236.06	33.72	29.51	50.58	44.26
61,628.06	2,361.23	236.12	33.73	29.52	50.60	44.27
61,679.43	2,363.20	236.32	33.76	29.54	50.64	44.31
61,728.77	2,365.09	236.51	33.79	29.56	50.68	44.35

These rates do not include clothing allowances paid through various negotiating units, therefore it is the agencies responsibility to factor in the proper amount in order to pay the overtime in accordance with the FLSA.

You are Viewing an Archived Copy from the New Jersey State Library
TWELVE MONTH
SALARY RATE CONVERSION TABLES

Effective: June 26, 2004

Based on 261 Days
 2088 Hours - 40 Hour Week
 1827 Hours - 35 Hour Week

Annual	Bi-Weekly	Daily	Hourly Rates		Overtime Rates	
			35	40	35	40
61,740.48	2,365.54	236.55	33.79	29.57	50.69	44.35
61,757.09	2,366.17	236.62	33.80	29.58	50.70	44.37
61,834.27	2,369.13	236.91	33.85	29.61	50.77	44.42
61,867.59	2,370.41	237.04	33.86	29.63	50.79	44.45
61,873.50	2,370.63	237.06	33.87	29.63	50.80	44.45
61,920.70	2,372.44	237.24	33.89	29.66	50.84	44.48
61,955.50	2,373.77	237.38	33.91	29.67	50.87	44.51
61,958.82	2,373.90	237.39	33.91	29.67	50.87	44.51
61,997.16	2,375.37	237.54	33.93	29.69	50.90	44.54
62,014.48	2,376.03	237.60	33.94	29.70	50.91	44.55

Annual	Bi-Weekly	Daily	Hourly Rates		Overtime Rates	
			35	40	35	40
62,014.52	2,376.04	237.60	33.94	29.70	50.91	44.55
62,064.03	2,377.93	237.79	33.97	29.72	50.96	44.59
62,078.76	2,378.50	237.85	33.98	29.73	50.97	44.60
62,094.53	2,379.10	237.91	33.99	29.74	50.98	44.61
62,096.92	2,379.19	237.92	33.99	29.74	50.98	44.61
62,107.98	2,379.62	237.96	34.00	29.75	50.99	44.62
62,109.44	2,379.67	237.97	34.00	29.75	50.99	44.62
62,119.19	2,380.05	238.01	34.00	29.75	51.00	44.63
62,123.21	2,380.20	238.02	34.00	29.75	51.00	44.63
62,148.87	2,381.18	238.12	34.02	29.77	51.03	44.65

Annual	Bi-Weekly	Daily	Hourly Rates		Overtime Rates	
			35	40	35	40
62,163.13	2,381.73	238.17	34.03	29.77	51.04	44.66
62,236.07	2,384.52	238.45	34.07	29.81	51.10	44.71
62,236.32	2,384.53	238.45	34.07	29.81	51.10	44.71
62,256.97	2,385.32	238.53	34.08	29.82	51.11	44.73
62,262.32	2,385.53	238.55	34.08	29.82	51.12	44.73
62,280.00	2,386.21	238.62	34.09	29.83	51.13	44.74
62,316.18	2,387.59	238.76	34.11	29.85	51.16	44.77
62,332.31	2,388.21	238.82	34.12	29.85	51.18	44.78
62,342.14	2,388.59	238.86	34.12	29.86	51.18	44.79
62,350.99	2,388.93	238.89	34.13	29.86	51.19	44.79

These rates do not include clothing allowances paid through various negotiating units, therefore it is the agencies responsibility to factor in the proper amount in order to pay the overtime in accordance with the FLSA.

TWELVE MONTH
 You are Viewing an Archived Copy from the New Jersey State Library
SALARY RATE CONVERSION TABLES

Effective: June 26, 2004

Based on 261 Days

2088 Hours - 40 Hour Week

1827 Hours - 35 Hour Week

Annual	Bi-Weekly	Daily	Hourly Rates		Overtime Rates	
			35	40	35	40
62,355.74	2,389.11	238.91	34.13	29.86	51.20	44.80
62,369.75	2,389.65	238.97	34.14	29.87	51.21	44.81
62,406.74	2,391.06	239.11	34.16	29.89	51.24	44.83
62,417.99	2,391.49	239.15	34.16	29.89	51.25	44.84
62,424.37	2,391.74	239.17	34.17	29.90	51.25	44.85
62,437.04	2,392.22	239.22	34.18	29.90	51.26	44.85
62,475.11	2,393.68	239.37	34.20	29.92	51.29	44.88
62,552.47	2,396.65	239.67	34.24	29.96	51.36	44.94
62,580.10	2,397.70	239.77	34.25	29.97	51.38	44.96
62,581.56	2,397.76	239.78	34.25	29.97	51.38	44.96

Annual	Bi-Weekly	Daily	Hourly Rates		Overtime Rates	
			35	40	35	40
62,603.87	2,398.62	239.86	34.27	29.98	51.40	44.97
62,613.10	2,398.97	239.90	34.27	29.99	51.41	44.98
62,637.65	2,399.91	239.99	34.28	30.00	51.43	45.00
62,682.90	2,401.64	240.16	34.31	30.02	51.46	45.03
62,692.52	2,402.01	240.20	34.31	30.03	51.47	45.04
62,715.37	2,402.89	240.29	34.33	30.04	51.49	45.05
62,740.67	2,403.86	240.39	34.34	30.05	51.51	45.07
62,755.56	2,404.43	240.44	34.35	30.06	51.52	45.08
62,803.42	2,406.26	240.63	34.38	30.08	51.56	45.12
62,818.06	2,406.82	240.68	34.38	30.09	51.57	45.13

Annual	Bi-Weekly	Daily	Hourly Rates		Overtime Rates	
			35	40	35	40
62,828.36	2,407.22	240.72	34.39	30.09	51.58	45.14
62,850.23	2,408.05	240.81	34.40	30.10	51.60	45.15
62,871.37	2,408.86	240.89	34.41	30.11	51.62	45.17
62,888.62	2,409.53	240.95	34.42	30.12	51.63	45.18
62,913.34	2,410.47	241.05	34.44	30.13	51.65	45.20
62,938.66	2,411.44	241.14	34.45	30.14	51.67	45.21
62,949.44	2,411.86	241.19	34.46	30.15	51.68	45.22
62,952.34	2,411.97	241.20	34.46	30.15	51.69	45.23
62,953.77	2,412.02	241.20	34.46	30.15	51.69	45.23
62,989.97	2,413.41	241.34	34.48	30.17	51.72	45.25

These rates do not include clothing allowances paid through various negotiating units, therefore it is the agencies responsibility to factor in the proper amount in order to pay the overtime in accordance with the FLSA.

You are Viewing an Archived Copy from the New Jersey State Library
TWELVE MONTH
SALARY RATE CONVERSION TABLES

Effective: June 26, 2004

Based on 261 Days

2088 Hours - 40 Hour Week

1827 Hours - 35 Hour Week

Annual	Bi-Weekly	Daily	Hourly Rates		Overtime Rates	
			35	40	35	40
63,004.67	2,413.97	241.40	34.49	30.18	51.73	45.26
63,011.39	2,414.23	241.42	34.49	30.18	51.73	45.27
63,031.77	2,415.01	241.50	34.50	30.19	51.75	45.28
63,033.19	2,415.06	241.51	34.50	30.19	51.75	45.28
63,071.75	2,416.54	241.65	34.52	30.21	51.78	45.31
63,148.56	2,419.49	241.95	34.56	30.24	51.85	45.37
63,192.17	2,421.16	242.12	34.59	30.26	51.88	45.40
63,204.46	2,421.63	242.16	34.60	30.27	51.89	45.41
63,212.02	2,421.92	242.19	34.60	30.27	51.90	45.41
63,213.55	2,421.98	242.20	34.60	30.28	51.90	45.41

Annual	Bi-Weekly	Daily	Hourly Rates		Overtime Rates	
			35	40	35	40
63,220.13	2,422.23	242.22	34.60	30.28	51.90	45.42
63,241.94	2,423.06	242.31	34.62	30.29	51.92	45.43
63,255.29	2,423.57	242.36	34.62	30.30	51.93	45.44
63,275.47	2,424.35	242.44	34.63	30.30	51.95	45.46
63,281.06	2,424.56	242.46	34.64	30.31	51.96	45.46
63,299.40	2,425.26	242.53	34.65	30.32	51.97	45.47
63,343.01	2,426.94	242.69	34.67	30.34	52.01	45.51
63,347.79	2,427.12	242.71	34.67	30.34	52.01	45.51
63,349.29	2,427.18	242.72	34.67	30.34	52.01	45.51
63,358.14	2,427.51	242.75	34.68	30.34	52.02	45.52

Annual	Bi-Weekly	Daily	Hourly Rates		Overtime Rates	
			35	40	35	40
63,381.50	2,428.41	242.84	34.69	30.36	52.04	45.53
63,399.78	2,429.11	242.91	34.70	30.36	52.05	45.55
63,475.54	2,432.01	243.20	34.74	30.40	52.11	45.60
63,503.07	2,433.07	243.31	34.76	30.41	52.14	45.62
63,515.36	2,433.54	243.35	34.77	30.42	52.15	45.63
63,567.95	2,435.55	243.56	34.79	30.44	52.19	45.67
63,573.13	2,435.75	243.58	34.80	30.45	52.19	45.67
63,591.52	2,436.46	243.65	34.81	30.46	52.21	45.68
63,611.45	2,437.22	243.72	34.82	30.47	52.23	45.70
63,617.99	2,437.47	243.75	34.82	30.47	52.23	45.70

These rates do not include clothing allowances paid through various negotiating units, therefore it is the agencies responsibility to factor in the proper amount in order to pay the overtime in accordance with the FLSA.

TWELVE MONTH
 You are Viewing an Archived Copy from the New Jersey State Library
SALARY RATE CONVERSION TABLES

Effective: June 26, 2004

Based on 261 Days

2088 Hours - 40 Hour Week

1827 Hours - 35 Hour Week

Annual	Bi-Weekly	Daily	Hourly Rates		Overtime Rates	
			35	40	35	40
63,638.02	2,438.24	243.82	34.83	30.48	52.25	45.72
63,648.22	2,438.63	243.86	34.84	30.48	52.26	45.72
63,657.23	2,438.97	243.90	34.84	30.49	52.26	45.73
63,660.85	2,439.11	243.91	34.84	30.49	52.27	45.73
63,737.79	2,442.06	244.21	34.89	30.53	52.33	45.79
63,796.52	2,444.31	244.43	34.92	30.55	52.38	45.83
63,798.15	2,444.37	244.44	34.92	30.56	52.38	45.83
63,830.25	2,445.60	244.56	34.94	30.57	52.41	45.86
63,864.29	2,446.91	244.69	34.96	30.59	52.43	45.88
63,894.75	2,448.07	244.81	34.97	30.60	52.46	45.90

Annual	Bi-Weekly	Daily	Hourly Rates		Overtime Rates	
			35	40	35	40
63,911.27	2,448.71	244.87	34.98	30.61	52.47	45.91
63,919.93	2,449.04	244.90	34.99	30.61	52.48	45.92
63,936.29	2,449.67	244.97	35.00	30.62	52.49	45.93
63,967.34	2,450.86	245.09	35.01	30.64	52.52	45.95
63,975.45	2,451.17	245.12	35.02	30.64	52.53	45.96
63,977.64	2,451.25	245.13	35.02	30.64	52.53	45.96
64,057.30	2,454.30	245.43	35.06	30.68	52.59	46.02
64,082.63	2,455.27	245.53	35.08	30.69	52.61	46.04
64,133.17	2,457.21	245.72	35.10	30.72	52.65	46.07
64,163.85	2,458.39	245.84	35.12	30.73	52.68	46.10

Annual	Bi-Weekly	Daily	Hourly Rates		Overtime Rates	
			35	40	35	40
64,178.53	2,458.95	245.90	35.13	30.74	52.69	46.11
64,196.37	2,459.63	245.96	35.14	30.75	52.71	46.12
64,250.27	2,461.70	246.17	35.17	30.77	52.75	46.16
64,310.39	2,464.00	246.40	35.20	30.80	52.80	46.20
64,310.43	2,464.00	246.40	35.20	30.80	52.80	46.20
64,313.26	2,464.11	246.41	35.20	30.80	52.80	46.20
64,420.46	2,468.22	246.82	35.26	30.85	52.89	46.28
64,423.01	2,468.31	246.83	35.26	30.85	52.89	46.28
64,469.78	2,470.11	247.01	35.29	30.88	52.93	46.31
64,471.29	2,470.16	247.02	35.29	30.88	52.93	46.32

These rates do not include clothing allowances paid through various negotiating units, therefore it is the agencies responsibility to factor in the proper amount in order to pay the overtime in accordance with the FLSA.

You are Viewing an Archived Copy from the New Jersey State Library
TWELVE MONTH
SALARY RATE CONVERSION TABLES

Effective: June 26, 2004

Based on 261 Days
 2088 Hours - 40 Hour Week
 1827 Hours - 35 Hour Week

Annual	Bi-Weekly	Daily	Hourly Rates		Overtime Rates	
			35	40	35	40
64,481.21	2,470.54	247.05	35.29	30.88	52.94	46.32
64,511.01	2,471.69	247.17	35.31	30.90	52.97	46.34
64,538.22	2,472.73	247.27	35.33	30.91	52.99	46.36
64,566.47	2,473.81	247.38	35.34	30.92	53.01	46.38
64,616.42	2,475.72	247.57	35.37	30.95	53.05	46.42
64,672.95	2,477.89	247.79	35.40	30.97	53.10	46.46
64,693.57	2,478.68	247.87	35.41	30.98	53.12	46.48
64,711.65	2,479.37	247.94	35.42	30.99	53.13	46.49
64,763.07	2,481.34	248.13	35.45	31.02	53.17	46.53
64,773.47	2,481.74	248.17	35.45	31.02	53.18	46.53

Annual	Bi-Weekly	Daily	Hourly Rates		Overtime Rates	
			35	40	35	40
64,781.73	2,482.06	248.21	35.46	31.03	53.19	46.54
64,806.44	2,483.01	248.30	35.47	31.04	53.21	46.56
64,845.85	2,484.52	248.45	35.49	31.06	53.24	46.58
64,871.60	2,485.50	248.55	35.51	31.07	53.26	46.60
64,888.47	2,486.15	248.62	35.52	31.08	53.27	46.62
64,913.19	2,487.10	248.71	35.53	31.09	53.30	46.63
64,962.70	2,488.99	248.90	35.56	31.11	53.34	46.67
64,979.40	2,489.63	248.96	35.57	31.12	53.35	46.68
65,053.74	2,492.48	249.25	35.61	31.16	53.41	46.73
65,059.93	2,492.72	249.27	35.61	31.16	53.42	46.74

Annual	Bi-Weekly	Daily	Hourly Rates		Overtime Rates	
			35	40	35	40
65,061.44	2,492.78	249.28	35.61	31.16	53.42	46.74
65,073.96	2,493.26	249.33	35.62	31.17	53.43	46.75
65,088.67	2,493.82	249.38	35.63	31.17	53.44	46.76
65,091.31	2,493.92	249.39	35.63	31.17	53.44	46.76
65,100.26	2,494.26	249.43	35.63	31.18	53.45	46.77
65,109.87	2,494.63	249.46	35.64	31.18	53.46	46.77
65,155.18	2,496.37	249.64	35.66	31.21	53.49	46.81
65,165.49	2,496.76	249.68	35.67	31.21	53.50	46.82
65,172.32	2,497.02	249.70	35.67	31.21	53.51	46.82
65,191.83	2,497.77	249.78	35.68	31.22	53.52	46.83

These rates do not include clothing allowances paid through various negotiating units, therefore it is the agencies responsibility to factor in the proper amount in order to pay the overtime in accordance with the FLSA.

You are Viewing an Archived Copy from the New Jersey State Library
TWELVE MONTH
SALARY RATE CONVERSION TABLES

Effective: June 26, 2004

Based on 261 Days

2088 Hours - 40 Hour Week

1827 Hours - 35 Hour Week

Annual	Bi-Weekly	Daily	Hourly Rates		Overtime Rates	
			35	40	35	40
65,200.98	2,498.12	249.81	35.69	31.23	53.53	46.84
65,213.96	2,498.62	249.86	35.70	31.23	53.54	46.85
65,218.81	2,498.80	249.88	35.70	31.24	53.55	46.85
65,270.49	2,500.79	250.08	35.73	31.26	53.59	46.89
65,300.75	2,501.94	250.19	35.74	31.27	53.61	46.91
65,380.15	2,504.99	250.50	35.79	31.31	53.68	46.97
65,398.61	2,505.69	250.57	35.80	31.32	53.69	46.98
65,400.82	2,505.78	250.58	35.80	31.32	53.70	46.98
65,426.43	2,506.76	250.68	35.81	31.33	53.72	47.00
65,443.86	2,507.43	250.74	35.82	31.34	53.73	47.01

Annual	Bi-Weekly	Daily	Hourly Rates		Overtime Rates	
			35	40	35	40
65,451.09	2,507.70	250.77	35.82	31.35	53.74	47.02
65,460.18	2,508.05	250.81	35.83	31.35	53.74	47.03
65,469.90	2,508.43	250.84	35.84	31.36	53.75	47.03
65,493.81	2,509.34	250.93	35.85	31.37	53.77	47.05
65,528.46	2,510.67	251.07	35.87	31.38	53.80	47.07
65,546.99	2,511.38	251.14	35.88	31.39	53.82	47.09
65,556.25	2,511.73	251.17	35.88	31.40	53.82	47.10
65,557.72	2,511.79	251.18	35.88	31.40	53.82	47.10
65,562.27	2,511.96	251.20	35.89	31.40	53.83	47.10
65,599.75	2,513.40	251.34	35.91	31.42	53.86	47.13

Annual	Bi-Weekly	Daily	Hourly Rates		Overtime Rates	
			35	40	35	40
65,633.28	2,514.69	251.47	35.92	31.43	53.89	47.15
65,676.25	2,516.33	251.63	35.95	31.45	53.92	47.18
65,687.12	2,516.75	251.68	35.95	31.46	53.93	47.19
65,696.26	2,517.10	251.71	35.96	31.46	53.94	47.20
65,745.10	2,518.97	251.90	35.99	31.49	53.98	47.23
65,751.52	2,519.22	251.92	35.99	31.49	53.98	47.24
65,783.21	2,520.43	252.04	36.01	31.51	54.01	47.26
65,788.88	2,520.65	252.07	36.01	31.51	54.01	47.26
65,822.43	2,521.93	252.19	36.03	31.52	54.04	47.29
65,894.17	2,524.68	252.47	36.07	31.56	54.10	47.34

These rates do not include clothing allowances paid through various negotiating units, therefore it is the agencies responsibility to factor in the proper amount in order to pay the overtime in accordance with the FLSA.

You are Viewing an Archived Copy from the New Jersey State Library
TWELVE MONTH
SALARY RATE CONVERSION TABLES

Effective: June 26, 2004

Based on 261 Days
 2088 Hours - 40 Hour Week
 1827 Hours - 35 Hour Week

Annual	Bi-Weekly	Daily	Hourly Rates		Overtime Rates	
			35	40	35	40
65,916.02	2,525.52	252.55	36.08	31.57	54.12	47.35
65,931.85	2,526.12	252.61	36.09	31.58	54.13	47.37
65,945.77	2,526.66	252.67	36.10	31.58	54.14	47.37
65,947.39	2,526.72	252.67	36.10	31.58	54.14	47.38
65,992.18	2,528.44	252.84	36.12	31.61	54.18	47.41
66,019.70	2,529.49	252.95	36.14	31.62	54.20	47.43
66,038.86	2,530.22	253.02	36.15	31.63	54.22	47.44
66,046.11	2,530.50	253.05	36.15	31.63	54.23	47.45
66,047.81	2,530.57	253.06	36.15	31.63	54.23	47.45
66,085.10	2,532.00	253.20	36.17	31.65	54.26	47.48

Annual	Bi-Weekly	Daily	Hourly Rates		Overtime Rates	
			35	40	35	40
66,086.41	2,532.05	253.21	36.17	31.65	54.26	47.48
66,108.41	2,532.89	253.29	36.18	31.66	54.28	47.49
66,110.21	2,532.96	253.30	36.19	31.66	54.28	47.49
66,194.54	2,536.19	253.62	36.23	31.70	54.35	47.55
66,197.30	2,536.30	253.63	36.23	31.70	54.35	47.56
66,217.31	2,537.06	253.71	36.24	31.71	54.37	47.57
66,218.87	2,537.12	253.71	36.25	31.71	54.37	47.57
66,257.91	2,538.62	253.86	36.27	31.73	54.40	47.60
66,290.44	2,539.86	253.99	36.28	31.75	54.43	47.62
66,322.64	2,541.10	254.11	36.30	31.76	54.45	47.65

Annual	Bi-Weekly	Daily	Hourly Rates		Overtime Rates	
			35	40	35	40
66,362.00	2,542.61	254.26	36.32	31.78	54.48	47.67
66,363.55	2,542.66	254.27	36.32	31.78	54.49	47.67
66,368.60	2,542.86	254.29	36.33	31.79	54.49	47.68
66,370.03	2,542.91	254.29	36.33	31.79	54.49	47.68
66,374.08	2,543.07	254.31	36.33	31.79	54.50	47.68
66,402.31	2,544.15	254.42	36.35	31.80	54.52	47.70
66,424.78	2,545.01	254.50	36.36	31.81	54.54	47.72
66,495.95	2,547.74	254.77	36.40	31.85	54.59	47.77
66,509.25	2,548.25	254.83	36.40	31.85	54.61	47.78
66,522.38	2,548.75	254.88	36.41	31.86	54.62	47.79

These rates do not include clothing allowances paid through various negotiating units, therefore it is the agencies responsibility to factor in the proper amount in order to pay the overtime in accordance with the FLSA.

**TWELVE MONTH
SALARY RATE CONVERSION TABLES**

Effective: June 26, 2004

Based on 261 Days

2088 Hours - 40 Hour Week

1827 Hours - 35 Hour Week

Annual	Bi-Weekly	Daily	Hourly Rates		Overtime Rates	
			35	40	35	40
66,590.75	2,551.37	255.14	36.45	31.89	54.67	47.84
66,607.54	2,552.01	255.20	36.46	31.90	54.69	47.85
66,630.65	2,552.90	255.29	36.47	31.91	54.71	47.87
66,684.49	2,554.96	255.50	36.50	31.94	54.75	47.91
66,692.05	2,555.25	255.53	36.50	31.94	54.76	47.91
66,693.29	2,555.30	255.53	36.50	31.94	54.76	47.91
66,708.25	2,555.87	255.59	36.51	31.95	54.77	47.92
66,746.18	2,557.32	255.73	36.53	31.97	54.80	47.95
66,747.28	2,557.37	255.74	36.53	31.97	54.80	47.95
66,756.61	2,557.72	255.77	36.54	31.97	54.81	47.96

Annual	Bi-Weekly	Daily	Hourly Rates		Overtime Rates	
			35	40	35	40
66,764.68	2,558.03	255.80	36.54	31.98	54.81	47.96
66,785.95	2,558.85	255.89	36.56	31.99	54.83	47.98
66,821.11	2,560.20	256.02	36.57	32.00	54.86	48.00
66,831.58	2,560.60	256.06	36.58	32.01	54.87	48.01
66,833.14	2,560.66	256.07	36.58	32.01	54.87	48.01
66,844.83	2,561.10	256.11	36.59	32.01	54.88	48.02
66,863.09	2,561.80	256.18	36.60	32.02	54.90	48.03
66,864.93	2,561.87	256.19	36.60	32.02	54.90	48.03
66,959.23	2,565.49	256.55	36.65	32.07	54.98	48.10
66,978.43	2,566.22	256.62	36.66	32.08	54.99	48.12

Annual	Bi-Weekly	Daily	Hourly Rates		Overtime Rates	
			35	40	35	40
67,011.01	2,567.47	256.75	36.68	32.09	55.02	48.14
67,013.75	2,567.58	256.76	36.68	32.10	55.02	48.14
67,034.30	2,568.36	256.84	36.69	32.11	55.04	48.16
67,105.47	2,571.09	257.11	36.73	32.14	55.10	48.21
67,120.94	2,571.68	257.17	36.74	32.15	55.11	48.22
67,128.15	2,571.96	257.20	36.74	32.15	55.11	48.22
67,145.47	2,572.62	257.26	36.75	32.16	55.13	48.24
67,227.90	2,575.78	257.58	36.80	32.20	55.20	48.30
67,230.76	2,575.89	257.59	36.80	32.20	55.20	48.30
67,327.46	2,579.60	257.96	36.85	32.25	55.28	48.37

These rates do not include clothing allowances paid through various negotiating units, therefore it is the agencies responsibility to factor in the proper amount in order to pay the overtime in accordance with the FLSA.

TWELVE MONTH
 You are Viewing an Archived Copy from the New Jersey State Library
SALARY RATE CONVERSION TABLES

Effective: June 26, 2004

Based on 261 Days
 2088 Hours - 40 Hour Week
 1827 Hours - 35 Hour Week

Annual	Bi-Weekly	Daily	Hourly Rates		Overtime Rates	
			35	40	35	40
67,340.71	2,580.10	258.01	36.86	32.25	55.29	48.38
67,372.93	2,581.34	258.13	36.88	32.27	55.31	48.40
67,389.98	2,581.99	258.20	36.89	32.28	55.33	48.41
67,408.78	2,582.71	258.27	36.90	32.28	55.34	48.43
67,462.11	2,584.76	258.48	36.93	32.31	55.39	48.46
67,470.64	2,585.08	258.51	36.93	32.31	55.40	48.47
67,477.86	2,585.36	258.54	36.93	32.32	55.40	48.48
67,485.15	2,585.64	258.56	36.94	32.32	55.41	48.48
67,489.67	2,585.81	258.58	36.94	32.32	55.41	48.48
67,539.76	2,587.73	258.77	36.97	32.35	55.45	48.52

Annual	Bi-Weekly	Daily	Hourly Rates		Overtime Rates	
			35	40	35	40
67,541.32	2,587.79	258.78	36.97	32.35	55.45	48.52
67,580.24	2,589.28	258.93	36.99	32.37	55.49	48.55
67,648.67	2,591.90	259.19	37.03	32.40	55.54	48.60
67,740.77	2,595.43	259.54	37.08	32.44	55.62	48.66
67,765.34	2,596.37	259.64	37.09	32.46	55.64	48.68
67,890.95	2,601.19	260.12	37.16	32.52	55.74	48.77
67,920.30	2,602.31	260.23	37.18	32.53	55.76	48.79
67,939.74	2,603.06	260.31	37.19	32.54	55.78	48.81
67,974.38	2,604.38	260.44	37.21	32.56	55.81	48.83
67,976.23	2,604.45	260.45	37.21	32.56	55.81	48.83

Annual	Bi-Weekly	Daily	Hourly Rates		Overtime Rates	
			35	40	35	40
67,983.58	2,604.73	260.47	37.21	32.56	55.82	48.84
67,991.09	2,605.02	260.50	37.22	32.56	55.82	48.84
67,994.36	2,605.15	260.52	37.22	32.56	55.82	48.85
67,998.67	2,605.31	260.53	37.22	32.57	55.83	48.85
68,074.04	2,608.20	260.82	37.26	32.60	55.89	48.90
68,089.57	2,608.80	260.88	37.27	32.61	55.90	48.92
68,112.19	2,609.66	260.97	37.28	32.62	55.92	48.93
68,160.16	2,611.50	261.15	37.31	32.64	55.96	48.97
68,161.67	2,611.56	261.16	37.31	32.64	55.96	48.97
68,170.95	2,611.91	261.19	37.31	32.65	55.97	48.97

These rates do not include clothing allowances paid through various negotiating units, therefore it is the agencies responsibility to factor in the proper amount in order to pay the overtime in accordance with the FLSA.

TWELVE MONTH
 You are Viewing an Archived Copy from the New Jersey State Library
SALARY RATE CONVERSION TABLES

Effective: June 26, 2004

Based on 261 Days

2088 Hours - 40 Hour Week

1827 Hours - 35 Hour Week

Annual	Bi-Weekly	Daily	Hourly Rates		Overtime Rates	
			35	40	35	40
68,184.92	2,612.45	261.25	37.32	32.66	55.98	48.98
68,200.35	2,613.04	261.30	37.33	32.66	55.99	48.99
68,227.57	2,614.08	261.41	37.34	32.68	56.02	49.01
68,296.70	2,616.73	261.67	37.38	32.71	56.07	49.06
68,307.26	2,617.14	261.71	37.39	32.71	56.08	49.07
68,320.02	2,617.63	261.76	37.40	32.72	56.09	49.08
68,349.35	2,618.75	261.88	37.41	32.73	56.12	49.10
68,353.56	2,618.91	261.89	37.41	32.74	56.12	49.10
68,365.18	2,619.36	261.94	37.42	32.74	56.13	49.11
68,372.85	2,619.65	261.97	37.42	32.75	56.14	49.12

Annual	Bi-Weekly	Daily	Hourly Rates		Overtime Rates	
			35	40	35	40
68,384.27	2,620.09	262.01	37.43	32.75	56.15	49.13
68,427.07	2,621.73	262.17	37.45	32.77	56.18	49.16
68,466.27	2,623.23	262.32	37.48	32.79	56.21	49.19
68,486.20	2,623.99	262.40	37.49	32.80	56.23	49.20
68,518.36	2,625.22	262.52	37.50	32.82	56.25	49.22
68,534.80	2,625.85	262.59	37.51	32.82	56.27	49.23
68,627.58	2,629.41	262.94	37.56	32.87	56.34	49.30
68,640.19	2,629.89	262.99	37.57	32.87	56.36	49.31
68,650.18	2,630.28	263.03	37.58	32.88	56.36	49.32
68,669.61	2,631.02	263.10	37.59	32.89	56.38	49.33

Annual	Bi-Weekly	Daily	Hourly Rates		Overtime Rates	
			35	40	35	40
68,679.52	2,631.40	263.14	37.59	32.89	56.39	49.34
68,681.23	2,631.46	263.15	37.59	32.89	56.39	49.34
68,713.75	2,632.71	263.27	37.61	32.91	56.42	49.36
68,724.39	2,633.12	263.31	37.62	32.91	56.42	49.37
68,734.64	2,633.51	263.35	37.62	32.92	56.43	49.38
68,742.42	2,633.81	263.38	37.63	32.92	56.44	49.38
68,743.55	2,633.85	263.39	37.63	32.92	56.44	49.38
68,803.77	2,636.16	263.62	37.66	32.95	56.49	49.43
68,806.19	2,636.25	263.63	37.66	32.95	56.49	49.43
68,825.68	2,637.00	263.70	37.67	32.96	56.51	49.44

These rates do not include clothing allowances paid through various negotiating units, therefore it is the agencies responsibility to factor in the proper amount in order to pay the overtime in accordance with the FLSA.

You are Viewing an Archived Copy from the New Jersey State Library
TWELVE MONTH
SALARY RATE CONVERSION TABLES

Effective: June 26, 2004

Based on 261 Days

2088 Hours - 40 Hour Week

1827 Hours - 35 Hour Week

Annual	Bi-Weekly	Daily	Hourly Rates		Overtime Rates	
			35	40	35	40
68,825.93	2,637.01	263.70	37.67	32.96	56.51	49.44
68,826.65	2,637.04	263.70	37.67	32.96	56.51	49.44
68,878.85	2,639.04	263.90	37.70	32.99	56.55	49.48
68,914.91	2,640.42	264.04	37.72	33.01	56.58	49.51
68,923.65	2,640.75	264.08	37.73	33.01	56.59	49.51
69,016.45	2,644.31	264.43	37.78	33.05	56.66	49.58
69,032.78	2,644.93	264.49	37.79	33.06	56.68	49.59
69,071.86	2,646.43	264.64	37.81	33.08	56.71	49.62
69,086.83	2,647.00	264.70	37.81	33.09	56.72	49.63
69,088.45	2,647.07	264.71	37.82	33.09	56.72	49.63

Annual	Bi-Weekly	Daily	Hourly Rates		Overtime Rates	
			35	40	35	40
69,109.76	2,647.88	264.79	37.83	33.10	56.74	49.65
69,169.74	2,650.18	265.02	37.86	33.13	56.79	49.69
69,184.17	2,650.73	265.07	37.87	33.13	56.80	49.70
69,188.65	2,650.91	265.09	37.87	33.14	56.81	49.70
69,193.38	2,651.09	265.11	37.87	33.14	56.81	49.71
69,194.99	2,651.15	265.12	37.87	33.14	56.81	49.71
69,289.26	2,654.76	265.48	37.93	33.19	56.89	49.78
69,313.83	2,655.70	265.57	37.94	33.20	56.91	49.79
69,332.99	2,656.44	265.64	37.95	33.21	56.92	49.81
69,348.38	2,657.03	265.70	37.96	33.21	56.94	49.82

Annual	Bi-Weekly	Daily	Hourly Rates		Overtime Rates	
			35	40	35	40
69,351.25	2,657.14	265.71	37.96	33.21	56.94	49.82
69,366.55	2,657.72	265.77	37.97	33.22	56.95	49.83
69,367.13	2,657.74	265.77	37.97	33.22	56.95	49.83
69,367.26	2,657.75	265.78	37.97	33.22	56.95	49.83
69,376.21	2,658.09	265.81	37.97	33.23	56.96	49.84
69,377.81	2,658.15	265.82	37.97	33.23	56.96	49.84
69,391.95	2,658.70	265.87	37.98	33.23	56.97	49.85
69,449.05	2,660.88	266.09	38.01	33.26	57.02	49.89
69,461.03	2,661.34	266.13	38.02	33.27	57.03	49.90
69,522.67	2,663.70	266.37	38.05	33.30	57.08	49.94

These rates do not include clothing allowances paid through various negotiating units, therefore it is the agencies responsibility to factor in the proper amount in order to pay the overtime in accordance with the FLSA.

You are Viewing an Archived Copy from the New Jersey State Library
TWELVE MONTH
SALARY RATE CONVERSION TABLES

Effective: June 26, 2004

Based on 261 Days
 2088 Hours - 40 Hour Week
 1827 Hours - 35 Hour Week

Annual	Bi-Weekly	Daily	Hourly Rates		Overtime Rates	
			35	40	35	40
69,526.79	2,663.86	266.39	38.06	33.30	57.08	49.95
69,528.45	2,663.93	266.39	38.06	33.30	57.08	49.95
69,533.85	2,664.13	266.41	38.06	33.30	57.09	49.95
69,597.09	2,666.56	266.66	38.09	33.33	57.14	50.00
69,644.98	2,668.39	266.84	38.12	33.36	57.18	50.03
69,688.05	2,670.04	267.00	38.14	33.38	57.21	50.06
69,703.66	2,670.64	267.06	38.15	33.38	57.23	50.07
69,725.73	2,671.48	267.15	38.16	33.39	57.25	50.09
69,762.52	2,672.89	267.29	38.18	33.41	57.28	50.12
69,775.09	2,673.38	267.34	38.19	33.42	57.29	50.13

Annual	Bi-Weekly	Daily	Hourly Rates		Overtime Rates	
			35	40	35	40
69,783.16	2,673.68	267.37	38.20	33.42	57.29	50.13
69,801.08	2,674.37	267.44	38.21	33.43	57.31	50.15
69,835.57	2,675.69	267.57	38.22	33.45	57.34	50.17
69,861.16	2,676.67	267.67	38.24	33.46	57.36	50.19
69,870.04	2,677.01	267.70	38.24	33.46	57.36	50.19
69,895.23	2,677.98	267.80	38.26	33.48	57.39	50.21
69,904.75	2,678.34	267.83	38.26	33.48	57.39	50.22
69,968.65	2,680.79	268.08	38.30	33.51	57.45	50.27
70,019.59	2,682.74	268.27	38.33	33.53	57.49	50.30
70,021.20	2,682.80	268.28	38.33	33.54	57.49	50.30

Annual	Bi-Weekly	Daily	Hourly Rates		Overtime Rates	
			35	40	35	40
70,028.09	2,683.07	268.31	38.33	33.54	57.50	50.31
70,028.81	2,683.10	268.31	38.33	33.54	57.50	50.31
70,051.08	2,683.95	268.40	38.34	33.55	57.51	50.32
70,054.68	2,684.09	268.41	38.34	33.55	57.52	50.33
70,086.39	2,685.30	268.53	38.36	33.57	57.54	50.35
70,105.91	2,686.05	268.61	38.37	33.58	57.56	50.36
70,153.64	2,687.88	268.79	38.40	33.60	57.60	50.40
70,161.15	2,688.17	268.82	38.40	33.60	57.60	50.40
70,172.90	2,688.62	268.86	38.41	33.61	57.61	50.41
70,186.17	2,689.13	268.91	38.42	33.61	57.62	50.42

These rates do not include clothing allowances paid through various negotiating units, therefore it is the agencies responsibility to factor in the proper amount in order to pay the overtime in accordance with the FLSA.

You are Viewing an Archived Copy from the New Jersey State Library
TWELVE MONTH
SALARY RATE CONVERSION TABLES

Effective: June 26, 2004

Based on 261 Days

2088 Hours - 40 Hour Week

1827 Hours - 35 Hour Week

Annual	Bi-Weekly	Daily	Hourly Rates		Overtime Rates	
			35	40	35	40
70,206.77	2,689.91	268.99	38.43	33.62	57.64	50.44
70,305.93	2,693.71	269.37	38.48	33.67	57.72	50.51
70,309.22	2,693.84	269.38	38.48	33.67	57.72	50.51
70,344.49	2,695.19	269.52	38.50	33.69	57.75	50.54
70,348.90	2,695.36	269.54	38.51	33.69	57.76	50.54
70,425.74	2,698.30	269.83	38.55	33.73	57.82	50.59
70,458.65	2,699.57	269.96	38.57	33.75	57.85	50.62
70,476.94	2,700.27	270.03	38.58	33.75	57.86	50.63
70,504.90	2,701.34	270.13	38.59	33.77	57.89	50.65
70,566.34	2,703.69	270.37	38.62	33.80	57.94	50.69

Annual	Bi-Weekly	Daily	Hourly Rates		Overtime Rates	
			35	40	35	40
70,645.29	2,706.72	270.67	38.67	33.83	58.00	50.75
70,703.62	2,708.95	270.90	38.70	33.86	58.05	50.79
70,704.44	2,708.98	270.90	38.70	33.86	58.05	50.79
70,707.94	2,709.12	270.91	38.70	33.86	58.05	50.80
70,709.24	2,709.17	270.92	38.70	33.87	58.05	50.80
70,749.29	2,710.70	271.07	38.72	33.88	58.09	50.83
70,764.07	2,711.27	271.13	38.73	33.89	58.10	50.84
70,765.62	2,711.33	271.13	38.73	33.89	58.10	50.84
70,769.61	2,711.48	271.15	38.74	33.89	58.10	50.84
70,778.85	2,711.83	271.18	38.74	33.90	58.11	50.85

Annual	Bi-Weekly	Daily	Hourly Rates		Overtime Rates	
			35	40	35	40
70,797.95	2,712.57	271.26	38.75	33.91	58.13	50.86
70,803.67	2,712.78	271.28	38.75	33.91	58.13	50.87
70,804.52	2,712.82	271.28	38.76	33.91	58.13	50.87
70,831.85	2,713.86	271.39	38.77	33.92	58.15	50.88
70,947.18	2,718.28	271.83	38.83	33.98	58.25	50.97
70,992.90	2,720.03	272.00	38.86	34.00	58.29	51.00
71,079.80	2,723.36	272.34	38.91	34.04	58.36	51.06
71,081.42	2,723.43	272.34	38.91	34.04	58.36	51.06
71,127.94	2,725.21	272.52	38.93	34.07	58.40	51.10
71,154.34	2,726.22	272.62	38.95	34.08	58.42	51.12

These rates do not include clothing allowances paid through various negotiating units, therefore it is the agencies responsibility to factor in the proper amount in order to pay the overtime in accordance with the FLSA.

TWELVE MONTH
 You are Viewing an Archived Copy from the New Jersey State Library
SALARY RATE CONVERSION TABLES

Effective: June 26, 2004

Based on 261 Days

2088 Hours - 40 Hour Week

1827 Hours - 35 Hour Week

Annual	Bi-Weekly	Daily	Hourly Rates		Overtime Rates	
			35	40	35	40
71,237.51	2,729.41	272.94	38.99	34.12	58.49	51.18
71,319.09	2,732.53	273.25	39.04	34.16	58.55	51.24
71,326.97	2,732.83	273.28	39.04	34.16	58.56	51.24
71,339.14	2,733.30	273.33	39.05	34.17	58.57	51.25
71,347.09	2,733.60	273.36	39.05	34.17	58.58	51.26
71,356.43	2,733.96	273.40	39.06	34.18	58.59	51.26
71,403.05	2,735.75	273.58	39.08	34.20	58.62	51.30
71,413.27	2,736.14	273.61	39.09	34.20	58.63	51.30
71,415.07	2,736.21	273.62	39.09	34.20	58.63	51.30
71,426.08	2,736.63	273.66	39.10	34.21	58.64	51.31

Annual	Bi-Weekly	Daily	Hourly Rates		Overtime Rates	
			35	40	35	40
71,429.61	2,736.77	273.68	39.10	34.21	58.65	51.32
71,456.00	2,737.78	273.78	39.11	34.22	58.67	51.33
71,457.95	2,737.85	273.79	39.11	34.22	58.67	51.33
71,492.66	2,739.18	273.92	39.13	34.24	58.70	51.36
71,506.36	2,739.71	273.97	39.14	34.25	58.71	51.37
71,536.95	2,740.88	274.09	39.16	34.26	58.73	51.39
71,556.86	2,741.64	274.16	39.17	34.27	58.75	51.41
71,581.24	2,742.58	274.26	39.18	34.28	58.77	51.42
71,724.18	2,748.05	274.81	39.26	34.35	58.89	51.53
71,735.97	2,748.50	274.85	39.26	34.36	58.90	51.53

Annual	Bi-Weekly	Daily	Hourly Rates		Overtime Rates	
			35	40	35	40
71,744.72	2,748.84	274.88	39.27	34.36	58.90	51.54
71,771.90	2,749.88	274.99	39.28	34.37	58.93	51.56
71,792.23	2,750.66	275.07	39.30	34.38	58.94	51.57
71,849.03	2,752.84	275.28	39.33	34.41	58.99	51.62
71,881.48	2,754.08	275.41	39.34	34.43	59.02	51.64
71,896.96	2,754.67	275.47	39.35	34.43	59.03	51.65
71,901.30	2,754.84	275.48	39.36	34.44	59.03	51.65
71,956.35	2,756.95	275.70	39.39	34.46	59.08	51.69
71,958.03	2,757.01	275.70	39.39	34.46	59.08	51.69
71,962.79	2,757.20	275.72	39.39	34.47	59.08	51.70

These rates do not include clothing allowances paid through various negotiating units, therefore it is the agencies responsibility to factor in the proper amount in order to pay the overtime in accordance with the FLSA.

You are Viewing an Archived Copy from the New Jersey State Library
TWELVE MONTH
SALARY RATE CONVERSION TABLES

Effective: June 26, 2004

Based on 261 Days

2088 Hours - 40 Hour Week

1827 Hours - 35 Hour Week

Annual	Bi-Weekly	Daily	Hourly Rates		Overtime Rates	
			35	40	35	40
72,016.84	2,759.27	275.93	39.42	34.49	59.13	51.74
72,033.51	2,759.90	275.99	39.43	34.50	59.14	51.75
72,083.92	2,761.84	276.18	39.46	34.52	59.18	51.78
72,089.27	2,762.04	276.20	39.46	34.53	59.19	51.79
72,102.45	2,762.55	276.26	39.47	34.53	59.20	51.80
72,104.37	2,762.62	276.26	39.47	34.53	59.20	51.80
72,111.75	2,762.90	276.29	39.47	34.54	59.21	51.80
72,157.95	2,764.67	276.47	39.50	34.56	59.24	51.84
72,171.39	2,765.19	276.52	39.50	34.57	59.25	51.85
72,176.21	2,765.37	276.54	39.51	34.57	59.26	51.85

Annual	Bi-Weekly	Daily	Hourly Rates		Overtime Rates	
			35	40	35	40
72,193.39	2,766.03	276.60	39.52	34.58	59.27	51.86
72,213.61	2,766.80	276.68	39.53	34.59	59.29	51.88
72,247.96	2,768.12	276.81	39.55	34.60	59.32	51.90
72,268.36	2,768.90	276.89	39.56	34.61	59.33	51.92
72,286.38	2,769.59	276.96	39.57	34.62	59.35	51.93
72,322.68	2,770.98	277.10	39.59	34.64	59.38	51.96
72,324.12	2,771.04	277.10	39.59	34.64	59.38	51.96
72,390.42	2,773.58	277.36	39.62	34.67	59.43	52.01
72,392.07	2,773.64	277.36	39.62	34.67	59.43	52.01
72,422.03	2,774.79	277.48	39.64	34.69	59.46	52.03

Annual	Bi-Weekly	Daily	Hourly Rates		Overtime Rates	
			35	40	35	40
72,476.61	2,776.88	277.69	39.67	34.71	59.51	52.07
72,483.13	2,777.13	277.71	39.67	34.71	59.51	52.07
72,499.42	2,777.76	277.78	39.68	34.72	59.52	52.08
72,501.08	2,777.82	277.78	39.68	34.72	59.52	52.08
72,585.54	2,781.06	278.11	39.73	34.76	59.59	52.14
72,586.64	2,781.10	278.11	39.73	34.76	59.60	52.15
72,649.30	2,783.50	278.35	39.76	34.79	59.65	52.19
72,660.11	2,783.91	278.39	39.77	34.80	59.66	52.20
72,691.58	2,785.12	278.51	39.79	34.81	59.68	52.22
72,693.35	2,785.19	278.52	39.79	34.82	59.68	52.22

These rates do not include clothing allowances paid through various negotiating units, therefore it is the agencies responsibility to factor in the proper amount in order to pay the overtime in accordance with the FLSA.

You are Viewing an Archived Copy from the New Jersey State Library
TWELVE MONTH
SALARY RATE CONVERSION TABLES

Effective: June 26, 2004

Based on 261 Days

2088 Hours - 40 Hour Week

1827 Hours - 35 Hour Week

Annual	Bi-Weekly	Daily	Hourly Rates		Overtime Rates	
			35	40	35	40
72,706.71	2,785.70	278.57	39.80	34.82	59.69	52.23
72,758.17	2,787.67	278.77	39.82	34.85	59.74	52.27
72,763.09	2,787.86	278.79	39.83	34.85	59.74	52.27
72,767.58	2,788.03	278.80	39.83	34.85	59.74	52.28
72,775.20	2,788.32	278.83	39.83	34.85	59.75	52.28
72,782.80	2,788.61	278.86	39.84	34.86	59.76	52.29
72,787.43	2,788.79	278.88	39.84	34.86	59.76	52.29
72,803.04	2,789.39	278.94	39.85	34.87	59.77	52.30
72,848.06	2,791.11	279.11	39.87	34.89	59.81	52.33
72,849.79	2,791.18	279.12	39.87	34.89	59.81	52.34

Annual	Bi-Weekly	Daily	Hourly Rates		Overtime Rates	
			35	40	35	40
72,856.13	2,791.42	279.14	39.88	34.89	59.82	52.34
72,860.19	2,791.58	279.16	39.88	34.90	59.82	52.34
72,877.67	2,792.25	279.23	39.89	34.90	59.83	52.35
72,950.79	2,795.05	279.51	39.93	34.94	59.89	52.41
73,033.85	2,798.23	279.82	39.98	34.98	59.96	52.47
73,035.42	2,798.29	279.83	39.98	34.98	59.96	52.47
73,079.78	2,799.99	280.00	40.00	35.00	60.00	52.50
73,098.35	2,800.70	280.07	40.01	35.01	60.02	52.51
73,149.10	2,802.65	280.27	40.04	35.03	60.06	52.55
73,179.67	2,803.82	280.38	40.06	35.05	60.08	52.57

Annual	Bi-Weekly	Daily	Hourly Rates		Overtime Rates	
			35	40	35	40
73,188.54	2,804.16	280.42	40.06	35.05	60.09	52.58
73,201.81	2,804.67	280.47	40.07	35.06	60.10	52.59
73,202.81	2,804.71	280.47	40.07	35.06	60.10	52.59
73,208.53	2,804.92	280.49	40.07	35.06	60.11	52.59
73,212.79	2,805.09	280.51	40.07	35.06	60.11	52.60
73,243.82	2,806.28	280.63	40.09	35.08	60.14	52.62
73,312.34	2,808.90	280.89	40.13	35.11	60.19	52.67
73,328.91	2,809.54	280.95	40.14	35.12	60.20	52.68
73,345.55	2,810.17	281.02	40.15	35.13	60.22	52.69
73,361.52	2,810.79	281.08	40.15	35.14	60.23	52.70

These rates do not include clothing allowances paid through various negotiating units, therefore it is the agencies responsibility to factor in the proper amount in order to pay the overtime in accordance with the FLSA.

You are Viewing an Archived Copy from the New Jersey State Library
TWELVE MONTH
SALARY RATE CONVERSION TABLES

Effective: June 26, 2004

Based on 261 Days
 2088 Hours - 40 Hour Week
 1827 Hours - 35 Hour Week

Annual	Bi-Weekly	Daily	Hourly Rates		Overtime Rates	
			35	40	35	40
73,367.98	2,811.03	281.10	40.16	35.14	60.24	52.71
73,369.57	2,811.09	281.11	40.16	35.14	60.24	52.71
73,402.53	2,812.36	281.24	40.18	35.15	60.27	52.73
73,483.71	2,815.47	281.55	40.22	35.19	60.33	52.79
73,506.39	2,816.34	281.63	40.23	35.20	60.35	52.81
73,511.74	2,816.54	281.65	40.24	35.21	60.35	52.81
73,524.93	2,817.05	281.71	40.24	35.21	60.37	52.82
73,527.51	2,817.15	281.72	40.25	35.21	60.37	52.82
73,545.01	2,817.82	281.78	40.26	35.22	60.38	52.83
73,560.51	2,818.41	281.84	40.26	35.23	60.39	52.85

Annual	Bi-Weekly	Daily	Hourly Rates		Overtime Rates	
			35	40	35	40
73,578.28	2,819.09	281.91	40.27	35.24	60.41	52.86
73,599.48	2,819.90	281.99	40.28	35.25	60.43	52.87
73,603.10	2,820.04	282.00	40.29	35.25	60.43	52.88
73,645.59	2,821.67	282.17	40.31	35.27	60.47	52.91
73,664.63	2,822.40	282.24	40.32	35.28	60.48	52.92
73,665.03	2,822.41	282.24	40.32	35.28	60.48	52.92
73,696.80	2,823.63	282.36	40.34	35.30	60.51	52.94
73,778.57	2,826.77	282.68	40.38	35.34	60.57	53.00
73,810.25	2,827.98	282.80	40.40	35.35	60.60	53.03
73,812.72	2,828.07	282.81	40.40	35.35	60.60	53.03

Annual	Bi-Weekly	Daily	Hourly Rates		Overtime Rates	
			35	40	35	40
73,911.76	2,831.87	283.19	40.46	35.40	60.68	53.10
73,924.43	2,832.35	283.24	40.46	35.40	60.69	53.11
73,946.43	2,833.20	283.32	40.47	35.42	60.71	53.12
74,001.42	2,835.30	283.53	40.50	35.44	60.76	53.16
74,050.70	2,837.19	283.72	40.53	35.47	60.80	53.20
74,084.93	2,838.50	283.85	40.55	35.48	60.83	53.22
74,085.35	2,838.52	283.85	40.55	35.48	60.83	53.22
74,129.48	2,840.21	284.02	40.57	35.50	60.86	53.25
74,147.02	2,840.88	284.09	40.58	35.51	60.88	53.27
74,148.91	2,840.95	284.10	40.59	35.51	60.88	53.27

These rates do not include clothing allowances paid through various negotiating units, therefore it is the agencies responsibility to factor in the proper amount in order to pay the overtime in accordance with the FLSA.

You are Viewing an Archived Copy from the New Jersey State Library
TWELVE MONTH
SALARY RATE CONVERSION TABLES

Effective: June 26, 2004

Based on 261 Days

2088 Hours - 40 Hour Week

1827 Hours - 35 Hour Week

Annual	Bi-Weekly	Daily	Hourly Rates		Overtime Rates	
			35	40	35	40
74,190.07	2,842.53	284.25	40.61	35.53	60.91	53.30
74,242.90	2,844.56	284.46	40.64	35.56	60.96	53.34
74,275.71	2,845.81	284.58	40.65	35.57	60.98	53.36
74,295.87	2,846.59	284.66	40.67	35.58	61.00	53.37
74,300.38	2,846.76	284.68	40.67	35.58	61.00	53.38
74,321.33	2,847.56	284.76	40.68	35.60	61.02	53.39
74,379.03	2,849.77	284.98	40.71	35.62	61.07	53.43
74,494.04	2,854.18	285.42	40.77	35.68	61.16	53.52
74,532.14	2,855.64	285.56	40.80	35.70	61.19	53.54
74,574.53	2,857.26	285.73	40.82	35.72	61.23	53.57

Annual	Bi-Weekly	Daily	Hourly Rates		Overtime Rates	
			35	40	35	40
74,644.69	2,859.95	286.00	40.86	35.75	61.28	53.62
74,713.72	2,862.59	286.26	40.89	35.78	61.34	53.67
74,825.87	2,866.89	286.69	40.96	35.84	61.43	53.75
74,827.61	2,866.96	286.70	40.96	35.84	61.44	53.76
74,838.35	2,867.37	286.74	40.96	35.84	61.44	53.76
74,842.46	2,867.53	286.75	40.97	35.84	61.45	53.77
74,863.94	2,868.35	286.84	40.98	35.85	61.46	53.78
74,872.25	2,868.67	286.87	40.98	35.86	61.47	53.79
74,893.62	2,869.49	286.95	40.99	35.87	61.49	53.80
74,895.29	2,869.55	286.96	40.99	35.87	61.49	53.80

Annual	Bi-Weekly	Daily	Hourly Rates		Overtime Rates	
			35	40	35	40
74,914.85	2,870.30	287.03	41.00	35.88	61.51	53.82
74,953.58	2,871.78	287.18	41.03	35.90	61.54	53.85
74,973.67	2,872.55	287.26	41.04	35.91	61.55	53.86
74,978.17	2,872.73	287.27	41.04	35.91	61.56	53.86
74,995.16	2,873.38	287.34	41.05	35.92	61.57	53.88
75,003.67	2,873.70	287.37	41.05	35.92	61.58	53.88
75,063.16	2,875.98	287.60	41.09	35.95	61.63	53.93
75,064.52	2,876.04	287.60	41.09	35.95	61.63	53.93
75,068.97	2,876.21	287.62	41.09	35.95	61.63	53.93
75,275.56	2,884.12	288.41	41.20	36.05	61.80	54.08

These rates do not include clothing allowances paid through various negotiating units, therefore it is the agencies responsibility to factor in the proper amount in order to pay the overtime in accordance with the FLSA.

You are Viewing an Archived Copy from the New Jersey State Library
**TWELVE MONTH
 SALARY RATE CONVERSION TABLES**

Effective: June 26, 2004

Based on 261 Days
 2088 Hours - 40 Hour Week
 1827 Hours - 35 Hour Week

Annual	Bi-Weekly	Daily	Hourly Rates		Overtime Rates	
			35	40	35	40
75,296.98	2,884.94	288.49	41.21	36.06	61.82	54.09
75,310.00	2,885.44	288.54	41.22	36.07	61.83	54.10
75,361.65	2,887.42	288.74	41.25	36.09	61.87	54.14
75,383.06	2,888.24	288.82	41.26	36.10	61.89	54.15
75,404.63	2,889.07	288.91	41.27	36.11	61.91	54.17
75,406.33	2,889.13	288.91	41.27	36.11	61.91	54.17
75,437.05	2,890.31	289.03	41.29	36.13	61.94	54.19
75,444.02	2,890.58	289.06	41.29	36.13	61.94	54.20
75,479.21	2,891.92	289.19	41.31	36.15	61.97	54.22
75,500.17	2,892.73	289.27	41.33	36.16	61.99	54.24

Annual	Bi-Weekly	Daily	Hourly Rates		Overtime Rates	
			35	40	35	40
75,539.36	2,894.23	289.42	41.35	36.18	62.02	54.27
75,557.70	2,894.93	289.49	41.36	36.19	62.03	54.28
75,559.23	2,894.99	289.50	41.36	36.19	62.04	54.28
75,565.94	2,895.25	289.53	41.36	36.19	62.04	54.29
75,576.19	2,895.64	289.56	41.37	36.20	62.05	54.29
75,585.96	2,896.01	289.60	41.37	36.20	62.06	54.30
75,645.65	2,898.30	289.83	41.40	36.23	62.11	54.34
75,655.72	2,898.69	289.87	41.41	36.23	62.12	54.35
75,665.02	2,899.04	289.90	41.42	36.24	62.12	54.36
75,689.73	2,899.99	290.00	41.43	36.25	62.14	54.38

Annual	Bi-Weekly	Daily	Hourly Rates		Overtime Rates	
			35	40	35	40
75,711.04	2,900.81	290.08	41.44	36.26	62.16	54.39
75,769.39	2,903.04	290.30	41.47	36.29	62.21	54.43
75,777.61	2,903.36	290.34	41.48	36.29	62.22	54.44
75,790.61	2,903.85	290.39	41.48	36.30	62.23	54.45
75,849.77	2,906.12	290.61	41.52	36.33	62.27	54.49
75,856.37	2,906.37	290.64	41.52	36.33	62.28	54.50
75,858.25	2,906.45	290.65	41.52	36.33	62.28	54.50
75,861.26	2,906.56	290.66	41.52	36.33	62.28	54.50
75,882.72	2,907.38	290.74	41.53	36.34	62.30	54.51
75,890.18	2,907.67	290.77	41.54	36.35	62.31	54.52

These rates do not include clothing allowances paid through various negotiating units, therefore it is the agencies responsibility to factor in the proper amount in order to pay the overtime in accordance with the FLSA.

You are Viewing an Archived Copy from the New Jersey State Library
TWELVE MONTH
SALARY RATE CONVERSION TABLES

Effective: June 26, 2004

Based on 261 Days

2088 Hours - 40 Hour Week

1827 Hours - 35 Hour Week

Annual	Bi-Weekly	Daily	Hourly Rates		Overtime Rates	
			35	40	35	40
75,900.14	2,908.05	290.81	41.54	36.35	62.32	54.53
75,938.43	2,909.52	290.95	41.57	36.37	62.35	54.55
75,971.89	2,910.80	291.08	41.58	36.39	62.37	54.58
75,973.52	2,910.86	291.09	41.58	36.39	62.38	54.58
75,979.88	2,911.11	291.11	41.59	36.39	62.38	54.58
76,052.19	2,913.88	291.39	41.63	36.42	62.44	54.63
76,109.95	2,916.09	291.61	41.66	36.45	62.49	54.68
76,142.02	2,917.32	291.73	41.68	36.47	62.51	54.70
76,142.84	2,917.35	291.74	41.68	36.47	62.51	54.70
76,169.33	2,918.37	291.84	41.69	36.48	62.54	54.72

Annual	Bi-Weekly	Daily	Hourly Rates		Overtime Rates	
			35	40	35	40
76,169.47	2,918.37	291.84	41.69	36.48	62.54	54.72
76,171.13	2,918.43	291.84	41.69	36.48	62.54	54.72
76,172.47	2,918.49	291.85	41.69	36.48	62.54	54.72
76,249.98	2,921.46	292.15	41.74	36.52	62.60	54.78
76,282.78	2,922.71	292.27	41.75	36.53	62.63	54.80
76,337.58	2,924.81	292.48	41.78	36.56	62.67	54.84
76,339.41	2,924.88	292.49	41.78	36.56	62.68	54.84
76,341.92	2,924.98	292.50	41.79	36.56	62.68	54.84
76,358.48	2,925.61	292.56	41.79	36.57	62.69	54.86
76,378.55	2,926.38	292.64	41.81	36.58	62.71	54.87

Annual	Bi-Weekly	Daily	Hourly Rates		Overtime Rates	
			35	40	35	40
76,378.91	2,926.40	292.64	41.81	36.58	62.71	54.87
76,396.77	2,927.08	292.71	41.82	36.59	62.72	54.88
76,407.27	2,927.48	292.75	41.82	36.59	62.73	54.89
76,429.35	2,928.33	292.83	41.83	36.60	62.75	54.91
76,475.72	2,930.10	293.01	41.86	36.63	62.79	54.94
76,498.21	2,930.97	293.10	41.87	36.64	62.81	54.96
76,540.70	2,932.59	293.26	41.89	36.66	62.84	54.99
76,549.82	2,932.94	293.29	41.90	36.66	62.85	54.99
76,598.29	2,934.80	293.48	41.93	36.69	62.89	55.03
76,640.02	2,936.40	293.64	41.95	36.71	62.92	55.06

These rates do not include clothing allowances paid through various negotiating units, therefore it is the agencies responsibility to factor in the proper amount in order to pay the overtime in accordance with the FLSA.

You are Viewing an Archived Copy from the New Jersey State Library
TWELVE MONTH
SALARY RATE CONVERSION TABLES

Effective: June 26, 2004

Based on 261 Days

2088 Hours - 40 Hour Week

1827 Hours - 35 Hour Week

Annual	Bi-Weekly	Daily	Hourly Rates		Overtime Rates	
			35	40	35	40
76,686.56	2,938.18	293.82	41.97	36.73	62.96	55.09
76,706.85	2,938.96	293.90	41.99	36.74	62.98	55.11
76,714.70	2,939.26	293.93	41.99	36.74	62.98	55.11
76,762.26	2,941.08	294.11	42.02	36.76	63.02	55.15
76,813.06	2,943.03	294.30	42.04	36.79	63.06	55.18
76,823.28	2,943.42	294.34	42.05	36.79	63.07	55.19
76,830.62	2,943.70	294.37	42.05	36.80	63.08	55.19
76,848.50	2,944.39	294.44	42.06	36.81	63.09	55.21
76,858.18	2,944.76	294.48	42.07	36.81	63.10	55.21
76,868.85	2,945.17	294.52	42.07	36.82	63.11	55.22

Annual	Bi-Weekly	Daily	Hourly Rates		Overtime Rates	
			35	40	35	40
76,880.77	2,945.62	294.56	42.08	36.82	63.12	55.23
76,882.75	2,945.70	294.57	42.08	36.82	63.12	55.23
76,914.25	2,946.91	294.69	42.10	36.84	63.15	55.25
76,956.36	2,948.52	294.85	42.12	36.86	63.18	55.28
76,972.40	2,949.13	294.91	42.13	36.86	63.20	55.30
76,980.15	2,949.43	294.94	42.14	36.87	63.20	55.30
76,993.14	2,949.93	294.99	42.14	36.87	63.21	55.31
77,023.33	2,951.09	295.11	42.16	36.89	63.24	55.33
77,041.92	2,951.80	295.18	42.17	36.90	63.25	55.35
77,084.17	2,953.42	295.34	42.19	36.92	63.29	55.38

Annual	Bi-Weekly	Daily	Hourly Rates		Overtime Rates	
			35	40	35	40
77,093.47	2,953.77	295.38	42.20	36.92	63.30	55.38
77,145.22	2,955.76	295.58	42.23	36.95	63.34	55.42
77,193.50	2,957.61	295.76	42.25	36.97	63.38	55.46
77,207.43	2,958.14	295.81	42.26	36.98	63.39	55.47
77,273.79	2,960.68	296.07	42.30	37.01	63.44	55.51
77,295.57	2,961.52	296.15	42.31	37.02	63.46	55.53
77,355.01	2,963.79	296.38	42.34	37.05	63.51	55.57
77,379.70	2,964.74	296.47	42.35	37.06	63.53	55.59
77,404.34	2,965.68	296.57	42.37	37.07	63.55	55.61
77,422.33	2,966.37	296.64	42.38	37.08	63.57	55.62

These rates do not include clothing allowances paid through various negotiating units, therefore it is the agencies responsibility to factor in the proper amount in order to pay the overtime in accordance with the FLSA.

You are Viewing an Archived Copy from the New Jersey State Library
TWELVE MONTH
SALARY RATE CONVERSION TABLES

Effective: June 26, 2004

Based on 261 Days

2088 Hours - 40 Hour Week

1827 Hours - 35 Hour Week

Annual	Bi-Weekly	Daily	Hourly Rates		Overtime Rates	
			35	40	35	40
77,455.29	2,967.64	296.76	42.40	37.10	63.59	55.64
77,558.47	2,971.59	297.16	42.45	37.15	63.68	55.72
77,574.25	2,972.19	297.22	42.46	37.15	63.69	55.73
77,632.75	2,974.43	297.44	42.49	37.18	63.74	55.77
77,638.20	2,974.64	297.46	42.50	37.18	63.74	55.77
77,695.39	2,976.83	297.68	42.53	37.21	63.79	55.82
77,697.19	2,976.90	297.69	42.53	37.21	63.79	55.82
77,703.26	2,977.14	297.71	42.53	37.21	63.80	55.82
77,711.04	2,977.43	297.74	42.54	37.22	63.80	55.83
77,742.73	2,978.65	297.87	42.55	37.23	63.83	55.85

Annual	Bi-Weekly	Daily	Hourly Rates		Overtime Rates	
			35	40	35	40
77,765.64	2,979.53	297.95	42.57	37.24	63.85	55.87
77,788.07	2,980.39	298.04	42.58	37.26	63.87	55.88
77,950.11	2,986.59	298.66	42.67	37.33	64.00	56.00
77,956.81	2,986.85	298.69	42.67	37.34	64.00	56.00
77,962.12	2,987.05	298.71	42.67	37.34	64.01	56.01
78,015.34	2,989.09	298.91	42.70	37.36	64.05	56.05
78,037.47	2,989.94	298.99	42.71	37.37	64.07	56.06
78,096.44	2,992.20	299.22	42.75	37.40	64.12	56.10
78,098.31	2,992.27	299.23	42.75	37.40	64.12	56.10
78,103.68	2,992.48	299.25	42.75	37.41	64.13	56.11

Annual	Bi-Weekly	Daily	Hourly Rates		Overtime Rates	
			35	40	35	40
78,131.77	2,993.55	299.36	42.77	37.42	64.15	56.13
78,171.19	2,995.06	299.51	42.79	37.44	64.18	56.16
78,222.59	2,997.03	299.70	42.82	37.46	64.22	56.19
78,271.28	2,998.90	299.89	42.84	37.49	64.26	56.23
78,418.84	3,004.55	300.46	42.92	37.56	64.38	56.34
78,420.59	3,004.62	300.46	42.92	37.56	64.38	56.34
78,426.10	3,004.83	300.48	42.93	37.56	64.39	56.34
78,448.61	3,005.69	300.57	42.94	37.57	64.41	56.36
78,455.29	3,005.95	300.60	42.94	37.57	64.41	56.36
78,516.10	3,008.28	300.83	42.98	37.60	64.46	56.40

These rates do not include clothing allowances paid through various negotiating units, therefore it is the agencies responsibility to factor in the proper amount in order to pay the overtime in accordance with the FLSA.

You are Viewing an Archived Copy from the New Jersey State Library
TWELVE MONTH
SALARY RATE CONVERSION TABLES

Effective: June 26, 2004

Based on 261 Days

2088 Hours - 40 Hour Week

1827 Hours - 35 Hour Week

Annual	Bi-Weekly	Daily	Hourly Rates		Overtime Rates	
			35	40	35	40
78,565.74	3,010.18	301.02	43.00	37.63	64.50	56.44
78,566.95	3,010.23	301.02	43.00	37.63	64.50	56.44
78,599.50	3,011.48	301.15	43.02	37.64	64.53	56.46
78,639.38	3,013.00	301.30	43.04	37.66	64.56	56.49
78,654.16	3,013.57	301.36	43.05	37.67	64.58	56.51
78,661.75	3,013.86	301.39	43.06	37.67	64.58	56.51
78,695.31	3,015.15	301.52	43.07	37.69	64.61	56.53
78,716.15	3,015.94	301.59	43.09	37.70	64.63	56.55
78,740.67	3,016.88	301.69	43.10	37.71	64.65	56.57
78,756.95	3,017.51	301.75	43.11	37.72	64.66	56.58

Annual	Bi-Weekly	Daily	Hourly Rates		Overtime Rates	
			35	40	35	40
78,823.05	3,020.04	302.00	43.14	37.75	64.71	56.63
78,991.08	3,026.48	302.65	43.24	37.83	64.85	56.75
79,012.78	3,027.31	302.73	43.25	37.84	64.87	56.76
79,021.16	3,027.63	302.76	43.25	37.85	64.88	56.77
79,023.15	3,027.71	302.77	43.25	37.85	64.88	56.77
79,072.09	3,029.58	302.96	43.28	37.87	64.92	56.81
79,131.50	3,031.86	303.19	43.31	37.90	64.97	56.85
79,153.72	3,032.71	303.27	43.32	37.91	64.99	56.86
79,158.91	3,032.91	303.29	43.33	37.91	64.99	56.87
79,167.19	3,033.23	303.32	43.33	37.92	65.00	56.87

Annual	Bi-Weekly	Daily	Hourly Rates		Overtime Rates	
			35	40	35	40
79,185.69	3,033.93	303.39	43.34	37.92	65.01	56.89
79,214.66	3,035.04	303.50	43.36	37.94	65.04	56.91
79,236.26	3,035.87	303.59	43.37	37.95	65.06	56.92
79,259.22	3,036.75	303.68	43.38	37.96	65.07	56.94
79,271.15	3,037.21	303.72	43.39	37.97	65.08	56.95
79,298.15	3,038.24	303.82	43.40	37.98	65.10	56.97
79,311.09	3,038.74	303.87	43.41	37.98	65.12	56.98
79,316.95	3,038.96	303.90	43.41	37.99	65.12	56.98
79,331.39	3,039.52	303.95	43.42	37.99	65.13	56.99
79,395.58	3,041.98	304.20	43.46	38.03	65.19	57.04

These rates do not include clothing allowances paid through various negotiating units, therefore it is the agencies responsibility to factor in the proper amount in order to pay the overtime in accordance with the FLSA.

You are Viewing an Archived Copy from the New Jersey State Library
TWELVE MONTH
SALARY RATE CONVERSION TABLES

Effective: June 26, 2004

Based on 261 Days

2088 Hours - 40 Hour Week

1827 Hours - 35 Hour Week

Annual	Bi-Weekly	Daily	Hourly Rates		Overtime Rates	
			35	40	35	40
79,474.56	3,045.00	304.50	43.50	38.06	65.25	57.09
79,490.60	3,045.62	304.56	43.51	38.07	65.26	57.11
79,492.47	3,045.69	304.57	43.51	38.07	65.27	57.11
79,497.08	3,045.87	304.59	43.51	38.07	65.27	57.11
79,552.74	3,048.00	304.80	43.54	38.10	65.31	57.15
79,570.60	3,048.68	304.87	43.55	38.11	65.33	57.16
79,580.75	3,049.07	304.91	43.56	38.11	65.34	57.17
79,614.52	3,050.36	305.04	43.58	38.13	65.37	57.20
79,616.59	3,050.44	305.04	43.58	38.13	65.37	57.20
79,637.18	3,051.23	305.12	43.59	38.14	65.38	57.21

Annual	Bi-Weekly	Daily	Hourly Rates		Overtime Rates	
			35	40	35	40
79,654.16	3,051.88	305.19	43.60	38.15	65.40	57.22
79,676.67	3,052.75	305.28	43.61	38.16	65.42	57.24
79,679.69	3,052.86	305.29	43.61	38.16	65.42	57.24
79,695.58	3,053.47	305.35	43.62	38.17	65.43	57.25
79,733.47	3,054.92	305.49	43.64	38.19	65.46	57.28
79,749.48	3,055.54	305.55	43.65	38.19	65.48	57.29
79,780.14	3,056.71	305.67	43.67	38.21	65.50	57.31
79,794.05	3,057.24	305.72	43.68	38.22	65.51	57.32
79,807.03	3,057.74	305.77	43.68	38.22	65.52	57.33
79,827.10	3,058.51	305.85	43.69	38.23	65.54	57.35

Annual	Bi-Weekly	Daily	Hourly Rates		Overtime Rates	
			35	40	35	40
79,829.03	3,058.58	305.86	43.69	38.23	65.54	57.35
79,907.31	3,061.58	306.16	43.74	38.27	65.61	57.41
79,911.23	3,061.73	306.17	43.74	38.27	65.61	57.41
79,916.26	3,061.93	306.19	43.74	38.27	65.61	57.41
79,934.49	3,062.62	306.26	43.75	38.28	65.63	57.42
79,966.29	3,063.84	306.38	43.77	38.30	65.65	57.45
79,998.34	3,065.07	306.51	43.79	38.31	65.68	57.47
79,998.91	3,065.09	306.51	43.79	38.31	65.68	57.47
80,000.24	3,065.14	306.51	43.79	38.31	65.68	57.47
80,095.94	3,068.81	306.88	43.84	38.36	65.76	57.54

These rates do not include clothing allowances paid through various negotiating units, therefore it is the agencies responsibility to factor in the proper amount in order to pay the overtime in accordance with the FLSA.

TWELVE MONTH
 You are Viewing an Archived Copy from the New Jersey State Library
SALARY RATE CONVERSION TABLES

Effective: June 26, 2004

Based on 261 Days

2088 Hours - 40 Hour Week

1827 Hours - 35 Hour Week

Annual	Bi-Weekly	Daily	Hourly Rates		Overtime Rates	
			35	40	35	40
80,129.30	3,070.09	307.01	43.86	38.38	65.79	57.56
80,147.58	3,070.79	307.08	43.87	38.39	65.80	57.58
80,148.85	3,070.84	307.08	43.87	38.39	65.80	57.58
80,210.19	3,073.19	307.32	43.90	38.42	65.85	57.62
80,234.15	3,074.11	307.41	43.92	38.43	65.87	57.64
80,247.20	3,074.61	307.46	43.92	38.43	65.88	57.65
80,267.99	3,075.40	307.54	43.93	38.44	65.90	57.66
80,269.81	3,075.47	307.55	43.94	38.44	65.90	57.66
80,327.60	3,077.69	307.77	43.97	38.47	65.95	57.71
80,330.99	3,077.82	307.78	43.97	38.47	65.95	57.71

Annual	Bi-Weekly	Daily	Hourly Rates		Overtime Rates	
			35	40	35	40
80,382.03	3,079.77	307.98	44.00	38.50	66.00	57.75
80,393.25	3,080.20	308.02	44.00	38.50	66.00	57.75
80,433.06	3,081.73	308.17	44.03	38.52	66.04	57.78
80,472.54	3,083.24	308.32	44.05	38.54	66.07	57.81
80,507.29	3,084.57	308.46	44.07	38.56	66.10	57.84
80,558.14	3,086.52	308.65	44.09	38.58	66.14	57.87
80,564.91	3,086.78	308.68	44.10	38.59	66.15	57.88
80,566.77	3,086.85	308.69	44.10	38.59	66.15	57.88
80,607.82	3,088.42	308.84	44.12	38.61	66.18	57.91
80,607.83	3,088.42	308.84	44.12	38.61	66.18	57.91

Annual	Bi-Weekly	Daily	Hourly Rates		Overtime Rates	
			35	40	35	40
80,622.90	3,089.00	308.90	44.13	38.61	66.19	57.92
80,635.99	3,089.50	308.95	44.14	38.62	66.20	57.93
80,652.16	3,090.12	309.01	44.15	38.63	66.22	57.94
80,692.80	3,091.68	309.17	44.17	38.65	66.25	57.97
80,718.06	3,092.65	309.27	44.18	38.66	66.27	57.99
80,722.37	3,092.81	309.28	44.18	38.66	66.27	57.99
80,744.26	3,093.65	309.37	44.20	38.67	66.29	58.01
80,778.70	3,094.97	309.50	44.21	38.69	66.32	58.03
80,780.73	3,095.05	309.51	44.22	38.69	66.32	58.03
80,781.10	3,095.06	309.51	44.22	38.69	66.32	58.03

These rates do not include clothing allowances paid through various negotiating units, therefore it is the agencies responsibility to factor in the proper amount in order to pay the overtime in accordance with the FLSA.

You are Viewing an Archived Copy from the New Jersey State Library
**TWELVE MONTH
 SALARY RATE CONVERSION TABLES**

Effective: June 26, 2004

Based on 261 Days

2088 Hours - 40 Hour Week

1827 Hours - 35 Hour Week

Annual	Bi-Weekly	Daily	Hourly Rates		Overtime Rates	
			35	40	35	40
80,837.06	3,097.21	309.72	44.25	38.72	66.37	58.07
80,895.50	3,099.44	309.94	44.28	38.74	66.42	58.11
80,918.46	3,100.32	310.03	44.29	38.75	66.44	58.13
80,958.39	3,101.85	310.19	44.31	38.77	66.47	58.16
81,062.60	3,105.85	310.59	44.37	38.82	66.55	58.23
81,137.06	3,108.70	310.87	44.41	38.86	66.62	58.29
81,160.09	3,109.58	310.96	44.42	38.87	66.63	58.31
81,222.95	3,111.99	311.20	44.46	38.90	66.69	58.35
81,245.58	3,112.86	311.29	44.47	38.91	66.70	58.37
81,246.76	3,112.90	311.29	44.47	38.91	66.71	58.37

Annual	Bi-Weekly	Daily	Hourly Rates		Overtime Rates	
			35	40	35	40
81,280.27	3,114.19	311.42	44.49	38.93	66.73	58.39
81,338.50	3,116.42	311.64	44.52	38.96	66.78	58.43
81,352.88	3,116.97	311.70	44.53	38.96	66.79	58.44
81,364.90	3,117.43	311.74	44.54	38.97	66.80	58.45
81,386.55	3,118.26	311.83	44.55	38.98	66.82	58.47
81,388.80	3,118.34	311.83	44.55	38.98	66.82	58.47
81,433.05	3,120.04	312.00	44.57	39.00	66.86	58.50
81,434.85	3,120.11	312.01	44.57	39.00	66.86	58.50
81,468.88	3,121.41	312.14	44.59	39.02	66.89	58.53
81,555.29	3,124.72	312.47	44.64	39.06	66.96	58.59

Annual	Bi-Weekly	Daily	Hourly Rates		Overtime Rates	
			35	40	35	40
81,587.22	3,125.95	312.60	44.66	39.07	66.98	58.61
81,628.37	3,127.52	312.75	44.68	39.09	67.02	58.64
81,804.66	3,134.28	313.43	44.78	39.18	67.16	58.77
81,810.60	3,134.51	313.45	44.78	39.18	67.17	58.77
81,848.53	3,135.96	313.60	44.80	39.20	67.20	58.80
81,855.49	3,136.23	313.62	44.80	39.20	67.20	58.80
81,917.11	3,138.59	313.86	44.84	39.23	67.26	58.85
81,940.44	3,139.48	313.95	44.85	39.24	67.28	58.87
81,975.90	3,140.84	314.08	44.87	39.26	67.30	58.89
81,995.25	3,141.58	314.16	44.88	39.27	67.32	58.91

These rates do not include clothing allowances paid through various negotiating units, therefore it is the agencies responsibility to factor in the proper amount in order to pay the overtime in accordance with the FLSA.

You are Viewing an Archived Copy from the New Jersey State Library
TWELVE MONTH
SALARY RATE CONVERSION TABLES

Effective: June 26, 2004

Based on 261 Days

2088 Hours - 40 Hour Week

1827 Hours - 35 Hour Week

Annual	Bi-Weekly	Daily	Hourly Rates		Overtime Rates	
			35	40	35	40
82,001.60	3,141.82	314.18	44.88	39.27	67.32	58.91
82,032.76	3,143.02	314.30	44.90	39.29	67.35	58.93
82,135.38	3,146.95	314.70	44.96	39.34	67.43	59.01
82,185.95	3,148.89	314.89	44.98	39.36	67.48	59.04
82,188.05	3,148.97	314.90	44.99	39.36	67.48	59.04
82,195.33	3,149.25	314.93	44.99	39.37	67.48	59.05
82,229.36	3,150.55	315.06	45.01	39.38	67.51	59.07
82,346.32	3,155.03	315.50	45.07	39.44	67.61	59.16
82,366.57	3,155.81	315.58	45.08	39.45	67.62	59.17
82,371.77	3,156.01	315.60	45.09	39.45	67.63	59.18

Annual	Bi-Weekly	Daily	Hourly Rates		Overtime Rates	
			35	40	35	40
82,412.61	3,157.57	315.76	45.11	39.47	67.66	59.21
82,449.71	3,158.99	315.90	45.13	39.49	67.69	59.23
82,538.14	3,162.38	316.24	45.18	39.53	67.77	59.30
82,546.32	3,162.69	316.27	45.18	39.53	67.77	59.30
82,573.27	3,163.73	316.37	45.20	39.55	67.79	59.32
82,581.71	3,164.05	316.41	45.20	39.55	67.80	59.33
82,596.40	3,164.61	316.46	45.21	39.56	67.81	59.34
82,659.93	3,167.05	316.71	45.24	39.59	67.87	59.38
82,668.34	3,167.37	316.74	45.25	39.59	67.87	59.39
82,764.73	3,171.06	317.11	45.30	39.64	67.95	59.46

Annual	Bi-Weekly	Daily	Hourly Rates		Overtime Rates	
			35	40	35	40
82,811.87	3,172.87	317.29	45.33	39.66	67.99	59.49
82,813.81	3,172.94	317.29	45.33	39.66	67.99	59.49
82,890.36	3,175.88	317.59	45.37	39.70	68.06	59.55
82,915.88	3,176.85	317.69	45.38	39.71	68.08	59.57
82,955.90	3,178.39	317.84	45.41	39.73	68.11	59.60
82,976.22	3,179.17	317.92	45.42	39.74	68.13	59.61
82,989.81	3,179.69	317.97	45.42	39.75	68.14	59.62
83,031.25	3,181.27	318.13	45.45	39.77	68.17	59.65
83,078.23	3,183.07	318.31	45.47	39.79	68.21	59.68
83,083.87	3,183.29	318.33	45.48	39.79	68.21	59.69

These rates do not include clothing allowances paid through various negotiating units, therefore it is the agencies responsibility to factor in the proper amount in order to pay the overtime in accordance with the FLSA.

You are Viewing an Archived Copy from the New Jersey State Library
TWELVE MONTH
SALARY RATE CONVERSION TABLES

Effective: June 26, 2004

Based on 261 Days

2088 Hours - 40 Hour Week

1827 Hours - 35 Hour Week

Annual	Bi-Weekly	Daily	Hourly Rates		Overtime Rates	
			35	40	35	40
83,087.86	3,183.44	318.34	45.48	39.79	68.22	59.69
83,107.77	3,184.21	318.42	45.49	39.80	68.23	59.70
83,111.44	3,184.35	318.44	45.49	39.80	68.24	59.71
83,167.05	3,186.48	318.65	45.52	39.83	68.28	59.75
83,220.61	3,188.53	318.85	45.55	39.86	68.33	59.79
83,228.96	3,188.85	318.89	45.56	39.86	68.33	59.79
83,235.15	3,189.09	318.91	45.56	39.86	68.34	59.80
83,244.05	3,189.43	318.94	45.56	39.87	68.34	59.80
83,306.97	3,191.84	319.18	45.60	39.90	68.40	59.85
83,315.01	3,192.15	319.22	45.60	39.90	68.40	59.85

Annual	Bi-Weekly	Daily	Hourly Rates		Overtime Rates	
			35	40	35	40
83,316.62	3,192.21	319.22	45.60	39.90	68.40	59.85
83,318.65	3,192.29	319.23	45.60	39.90	68.41	59.86
83,434.43	3,196.72	319.67	45.67	39.96	68.50	59.94
83,436.35	3,196.80	319.68	45.67	39.96	68.50	59.94
83,447.06	3,197.21	319.72	45.67	39.97	68.51	59.95
83,470.62	3,198.11	319.81	45.69	39.98	68.53	59.96
83,506.34	3,199.48	319.95	45.71	39.99	68.56	59.99
83,528.51	3,200.33	320.03	45.72	40.00	68.58	60.01
83,549.74	3,201.14	320.11	45.73	40.01	68.60	60.02
83,551.53	3,201.21	320.12	45.73	40.02	68.60	60.02

Annual	Bi-Weekly	Daily	Hourly Rates		Overtime Rates	
			35	40	35	40
83,572.04	3,201.99	320.20	45.74	40.03	68.61	60.04
83,621.73	3,203.90	320.39	45.77	40.05	68.66	60.07
83,659.10	3,205.33	320.53	45.79	40.07	68.69	60.10
83,661.07	3,205.40	320.54	45.79	40.07	68.69	60.10
83,682.34	3,206.22	320.62	45.80	40.08	68.70	60.12
83,687.33	3,206.41	320.64	45.81	40.08	68.71	60.12
83,720.88	3,207.70	320.77	45.82	40.10	68.74	60.14
83,740.73	3,208.46	320.85	45.84	40.11	68.75	60.16
83,747.88	3,208.73	320.87	45.84	40.11	68.76	60.16
83,842.15	3,212.34	321.23	45.89	40.15	68.84	60.23

These rates do not include clothing allowances paid through various negotiating units, therefore it is the agencies responsibility to factor in the proper amount in order to pay the overtime in accordance with the FLSA.

You are Viewing an Archived Copy from the New Jersey State Library
TWELVE MONTH
SALARY RATE CONVERSION TABLES

Effective: June 26, 2004

Based on 261 Days
 2088 Hours - 40 Hour Week
 1827 Hours - 35 Hour Week

Annual	Bi-Weekly	Daily	Hourly Rates		Overtime Rates	
			35	40	35	40
83,844.13	3,212.42	321.24	45.89	40.16	68.84	60.23
83,850.32	3,212.66	321.27	45.90	40.16	68.84	60.24
83,880.11	3,213.80	321.38	45.91	40.17	68.87	60.26
83,893.72	3,214.32	321.43	45.92	40.18	68.88	60.27
83,909.10	3,214.91	321.49	45.93	40.19	68.89	60.28
83,936.33	3,215.95	321.60	45.94	40.20	68.91	60.30
84,086.90	3,221.72	322.17	46.03	40.27	69.04	60.41
84,105.38	3,222.43	322.24	46.04	40.28	69.05	60.42
84,106.91	3,222.49	322.25	46.04	40.28	69.05	60.42
84,131.49	3,223.43	322.34	46.05	40.29	69.07	60.44

Annual	Bi-Weekly	Daily	Hourly Rates		Overtime Rates	
			35	40	35	40
84,219.88	3,226.82	322.68	46.10	40.34	69.15	60.50
84,228.69	3,227.15	322.72	46.10	40.34	69.15	60.51
84,250.47	3,227.99	322.80	46.11	40.35	69.17	60.53
84,251.24	3,228.02	322.80	46.12	40.35	69.17	60.53
84,258.78	3,228.31	322.83	46.12	40.35	69.18	60.53
84,282.71	3,229.22	322.92	46.13	40.37	69.20	60.55
84,295.95	3,229.73	322.97	46.14	40.37	69.21	60.56
84,347.59	3,231.71	323.17	46.17	40.40	69.25	60.59
84,370.81	3,232.60	323.26	46.18	40.41	69.27	60.61
84,412.18	3,234.18	323.42	46.20	40.43	69.30	60.64

Annual	Bi-Weekly	Daily	Hourly Rates		Overtime Rates	
			35	40	35	40
84,446.14	3,235.48	323.55	46.22	40.44	69.33	60.67
84,447.26	3,235.53	323.55	46.22	40.44	69.33	60.67
84,449.11	3,235.60	323.56	46.22	40.45	69.33	60.67
84,477.29	3,236.68	323.67	46.24	40.46	69.36	60.69
84,544.84	3,239.27	323.93	46.28	40.49	69.41	60.74
84,597.50	3,241.28	324.13	46.30	40.52	69.46	60.77
84,606.41	3,241.62	324.16	46.31	40.52	69.46	60.78
84,626.12	3,242.38	324.24	46.32	40.53	69.48	60.80
84,662.13	3,243.76	324.38	46.34	40.55	69.51	60.82
84,725.83	3,246.20	324.62	46.37	40.58	69.56	60.87

These rates do not include clothing allowances paid through various negotiating units, therefore it is the agencies responsibility to factor in the proper amount in order to pay the overtime in accordance with the FLSA.

You are Viewing an Archived Copy from the New Jersey State Library
TWELVE MONTH
SALARY RATE CONVERSION TABLES

Effective: June 26, 2004

Based on 261 Days
 2088 Hours - 40 Hour Week
 1827 Hours - 35 Hour Week

Annual	Bi-Weekly	Daily	Hourly Rates		Overtime Rates	
			35	40	35	40
84,732.05	3,246.44	324.64	46.38	40.58	69.57	60.87
84,745.50	3,246.95	324.70	46.39	40.59	69.58	60.88
84,771.56	3,247.95	324.80	46.40	40.60	69.60	60.90
84,772.47	3,247.99	324.80	46.40	40.60	69.60	60.90
84,782.64	3,248.38	324.84	46.41	40.61	69.61	60.91
84,887.93	3,252.41	325.24	46.46	40.66	69.69	60.98
84,914.01	3,253.41	325.34	46.48	40.67	69.72	61.00
85,006.29	3,256.95	325.70	46.53	40.71	69.79	61.07
85,113.82	3,261.07	326.11	46.59	40.76	69.88	61.14
85,194.84	3,264.17	326.42	46.63	40.80	69.95	61.20

Annual	Bi-Weekly	Daily	Hourly Rates		Overtime Rates	
			35	40	35	40
85,219.13	3,265.10	326.51	46.64	40.81	69.97	61.22
85,257.98	3,266.59	326.66	46.67	40.83	70.00	61.25
85,270.96	3,267.09	326.71	46.67	40.84	70.01	61.26
85,273.03	3,267.17	326.72	46.67	40.84	70.01	61.26
85,274.35	3,267.22	326.72	46.68	40.84	70.01	61.26
85,294.62	3,267.99	326.80	46.69	40.85	70.03	61.28
85,309.90	3,268.58	326.86	46.69	40.86	70.04	61.29
85,350.74	3,270.14	327.01	46.72	40.88	70.07	61.32
85,352.95	3,270.23	327.02	46.72	40.88	70.08	61.32
85,394.49	3,271.82	327.18	46.74	40.90	70.11	61.35

Annual	Bi-Weekly	Daily	Hourly Rates		Overtime Rates	
			35	40	35	40
85,411.36	3,272.47	327.25	46.75	40.91	70.13	61.36
85,412.95	3,272.53	327.25	46.75	40.91	70.13	61.36
85,429.64	3,273.17	327.32	46.76	40.92	70.14	61.37
85,588.33	3,279.25	327.93	46.85	40.99	70.27	61.49
85,659.08	3,281.96	328.20	46.89	41.02	70.33	61.54
85,661.05	3,282.03	328.20	46.89	41.03	70.33	61.54
85,791.16	3,287.02	328.70	46.96	41.09	70.44	61.63
85,846.47	3,289.14	328.91	46.99	41.11	70.48	61.67
85,912.89	3,291.68	329.17	47.02	41.15	70.54	61.72
85,948.71	3,293.05	329.31	47.04	41.16	70.57	61.74

These rates do not include clothing allowances paid through various negotiating units, therefore it is the agencies responsibility to factor in the proper amount in order to pay the overtime in accordance with the FLSA.

You are Viewing an Archived Copy from the New Jersey State Library
TWELVE MONTH
SALARY RATE CONVERSION TABLES

Effective: June 26, 2004

Based on 261 Days
 2088 Hours - 40 Hour Week
 1827 Hours - 35 Hour Week

Annual	Bi-Weekly	Daily	Hourly Rates		Overtime Rates	
			35	40	35	40
85,986.15	3,294.49	329.45	47.06	41.18	70.60	61.77
86,015.04	3,295.60	329.56	47.08	41.20	70.62	61.79
86,039.08	3,296.52	329.65	47.09	41.21	70.64	61.81
86,085.20	3,298.28	329.83	47.12	41.23	70.68	61.84
86,105.20	3,299.05	329.91	47.13	41.24	70.69	61.86
86,133.14	3,300.12	330.01	47.15	41.25	70.72	61.88
86,135.15	3,300.20	330.02	47.15	41.25	70.72	61.88
86,144.04	3,300.54	330.05	47.15	41.26	70.73	61.89
86,185.57	3,302.13	330.21	47.17	41.28	70.76	61.92
86,194.58	3,302.47	330.25	47.18	41.28	70.77	61.92

Annual	Bi-Weekly	Daily	Hourly Rates		Overtime Rates	
			35	40	35	40
86,308.23	3,306.83	330.68	47.24	41.34	70.86	62.00
86,332.68	3,307.77	330.78	47.25	41.35	70.88	62.02
86,376.69	3,309.45	330.95	47.28	41.37	70.92	62.05
86,482.44	3,313.50	331.35	47.34	41.42	71.00	62.13
86,491.90	3,313.87	331.39	47.34	41.42	71.01	62.13
86,523.43	3,315.07	331.51	47.36	41.44	71.04	62.16
86,613.53	3,318.53	331.85	47.41	41.48	71.11	62.22
86,663.27	3,320.43	332.04	47.44	41.51	71.15	62.26
86,701.16	3,321.88	332.19	47.46	41.52	71.18	62.29
86,725.80	3,322.83	332.28	47.47	41.54	71.20	62.30

Annual	Bi-Weekly	Daily	Hourly Rates		Overtime Rates	
			35	40	35	40
86,751.76	3,323.82	332.38	47.48	41.55	71.22	62.32
86,781.36	3,324.96	332.50	47.50	41.56	71.25	62.34
86,806.14	3,325.91	332.59	47.51	41.57	71.27	62.36
86,808.27	3,325.99	332.60	47.51	41.58	71.27	62.36
86,892.87	3,329.23	332.92	47.56	41.62	71.34	62.42
86,956.38	3,331.66	333.17	47.60	41.65	71.39	62.47
86,975.47	3,332.39	333.24	47.61	41.66	71.41	62.48
86,989.27	3,332.92	333.29	47.61	41.66	71.42	62.49
87,014.78	3,333.90	333.39	47.63	41.67	71.44	62.51
87,099.43	3,337.14	333.71	47.67	41.71	71.51	62.57

These rates do not include clothing allowances paid through various negotiating units, therefore it is the agencies responsibility to factor in the proper amount in order to pay the overtime in accordance with the FLSA.

You are Viewing an Archived Copy from the New Jersey State Library
TWELVE MONTH
SALARY RATE CONVERSION TABLES

Effective: June 26, 2004

Based on 261 Days
 2088 Hours - 40 Hour Week
 1827 Hours - 35 Hour Week

Annual	Bi-Weekly	Daily	Hourly Rates		Overtime Rates	
			35	40	35	40
87,183.22	3,340.35	334.04	47.72	41.75	71.58	62.63
87,184.55	3,340.40	334.04	47.72	41.76	71.58	62.63
87,239.96	3,342.53	334.25	47.75	41.78	71.63	62.67
87,264.57	3,343.47	334.35	47.76	41.79	71.65	62.69
87,319.86	3,345.59	334.56	47.79	41.82	71.69	62.73
87,321.90	3,345.67	334.57	47.80	41.82	71.69	62.73
87,323.55	3,345.73	334.57	47.80	41.82	71.69	62.73
87,346.91	3,346.62	334.66	47.81	41.83	71.71	62.75
87,354.38	3,346.91	334.69	47.81	41.84	71.72	62.75
87,380.50	3,347.91	334.79	47.83	41.85	71.74	62.77

Annual	Bi-Weekly	Daily	Hourly Rates		Overtime Rates	
			35	40	35	40
87,405.33	3,348.86	334.89	47.84	41.86	71.76	62.79
87,432.72	3,349.91	334.99	47.86	41.87	71.78	62.81
87,461.47	3,351.01	335.10	47.87	41.89	71.81	62.83
87,462.50	3,351.05	335.11	47.87	41.89	71.81	62.83
87,463.37	3,351.09	335.11	47.87	41.89	71.81	62.83
87,472.23	3,351.43	335.14	47.88	41.89	71.82	62.84
87,651.46	3,358.29	335.83	47.98	41.98	71.96	62.97
87,655.15	3,358.43	335.84	47.98	41.98	71.97	62.97
87,685.96	3,359.62	335.96	48.00	42.00	71.99	62.99
87,688.02	3,359.69	335.97	48.00	42.00	71.99	62.99

Annual	Bi-Weekly	Daily	Hourly Rates		Overtime Rates	
			35	40	35	40
87,701.26	3,360.20	336.02	48.00	42.00	72.00	63.00
87,708.29	3,360.47	336.05	48.01	42.01	72.01	63.01
87,722.26	3,361.01	336.10	48.01	42.01	72.02	63.02
87,739.32	3,361.66	336.17	48.02	42.02	72.04	63.03
87,780.11	3,363.22	336.32	48.05	42.04	72.07	63.06
87,824.02	3,364.90	336.49	48.07	42.06	72.11	63.09
87,864.44	3,366.45	336.65	48.09	42.08	72.14	63.12
87,880.78	3,367.08	336.71	48.10	42.09	72.15	63.13
87,882.87	3,367.16	336.72	48.10	42.09	72.15	63.13
87,883.16	3,367.17	336.72	48.10	42.09	72.15	63.14

These rates do not include clothing allowances paid through various negotiating units, therefore it is the agencies responsibility to factor in the proper amount in order to pay the overtime in accordance with the FLSA.

You are Viewing an Archived Copy from the New Jersey State Library
TWELVE MONTH
SALARY RATE CONVERSION TABLES

Effective: June 26, 2004

Based on 261 Days

2088 Hours - 40 Hour Week

1827 Hours - 35 Hour Week

Annual	Bi-Weekly	Daily	Hourly Rates		Overtime Rates	
			35	40	35	40
87,887.34	3,367.33	336.73	48.11	42.09	72.16	63.14
87,906.45	3,368.06	336.81	48.12	42.10	72.17	63.15
88,023.36	3,372.54	337.25	48.18	42.16	72.27	63.24
88,045.66	3,373.40	337.34	48.19	42.17	72.29	63.25
88,173.85	3,378.31	337.83	48.26	42.23	72.39	63.34
88,240.12	3,380.85	338.09	48.30	42.26	72.45	63.39
88,264.30	3,381.77	338.18	48.31	42.27	72.47	63.41
88,264.67	3,381.79	338.18	48.31	42.27	72.47	63.41
88,279.58	3,382.36	338.24	48.32	42.28	72.48	63.42
88,299.50	3,383.12	338.31	48.33	42.29	72.50	63.43

Annual	Bi-Weekly	Daily	Hourly Rates		Overtime Rates	
			35	40	35	40
88,316.70	3,383.78	338.38	48.34	42.30	72.51	63.45
88,380.58	3,386.23	338.62	48.38	42.33	72.56	63.49
88,428.40	3,388.06	338.81	48.40	42.35	72.60	63.53
88,442.66	3,388.61	338.86	48.41	42.36	72.61	63.54
88,462.46	3,389.37	338.94	48.42	42.37	72.63	63.55
88,472.57	3,389.75	338.98	48.43	42.37	72.64	63.56
88,497.82	3,390.72	339.07	48.44	42.38	72.66	63.58
88,515.53	3,391.40	339.14	48.45	42.39	72.67	63.59
88,517.85	3,391.49	339.15	48.45	42.39	72.68	63.59
88,543.53	3,392.47	339.25	48.46	42.41	72.70	63.61

Annual	Bi-Weekly	Daily	Hourly Rates		Overtime Rates	
			35	40	35	40
88,553.45	3,392.85	339.29	48.47	42.41	72.70	63.62
88,584.73	3,394.05	339.41	48.49	42.43	72.73	63.64
88,669.78	3,397.31	339.73	48.53	42.47	72.80	63.70
88,693.39	3,398.21	339.82	48.55	42.48	72.82	63.72
88,726.95	3,399.50	339.95	48.56	42.49	72.85	63.74
88,740.25	3,400.01	340.00	48.57	42.50	72.86	63.75
88,789.96	3,401.91	340.19	48.60	42.52	72.90	63.79
88,866.81	3,404.86	340.49	48.64	42.56	72.96	63.84
88,955.53	3,408.26	340.83	48.69	42.60	73.03	63.90
88,960.87	3,408.46	340.85	48.69	42.61	73.04	63.91

These rates do not include clothing allowances paid through various negotiating units, therefore it is the agencies responsibility to factor in the proper amount in order to pay the overtime in accordance with the FLSA.

You are Viewing an Archived Copy from the New Jersey State Library
TWELVE MONTH
SALARY RATE CONVERSION TABLES

Effective: June 26, 2004

Based on 261 Days
 2088 Hours - 40 Hour Week
 1827 Hours - 35 Hour Week

Annual	Bi-Weekly	Daily	Hourly Rates		Overtime Rates	
			35	40	35	40
88,980.88	3,409.23	340.92	48.70	42.62	73.05	63.92
88,996.08	3,409.81	340.98	48.71	42.62	73.07	63.93
89,054.19	3,412.04	341.20	48.74	42.65	73.11	63.98
89,111.23	3,414.22	341.42	48.78	42.68	73.16	64.02
89,132.69	3,415.05	341.51	48.79	42.69	73.18	64.03
89,247.04	3,419.43	341.94	48.85	42.74	73.27	64.11
89,256.62	3,419.79	341.98	48.85	42.75	73.28	64.12
89,373.04	3,424.25	342.43	48.92	42.80	73.38	64.20
89,381.33	3,424.57	342.46	48.92	42.81	73.38	64.21
89,386.99	3,424.79	342.48	48.93	42.81	73.39	64.22

Annual	Bi-Weekly	Daily	Hourly Rates		Overtime Rates	
			35	40	35	40
89,454.41	3,427.37	342.74	48.96	42.84	73.44	64.26
89,456.49	3,427.45	342.75	48.96	42.84	73.45	64.26
89,456.81	3,427.46	342.75	48.96	42.84	73.45	64.26
89,473.28	3,428.10	342.81	48.97	42.85	73.46	64.28
89,481.76	3,428.42	342.84	48.98	42.86	73.47	64.28
89,507.56	3,429.41	342.94	48.99	42.87	73.49	64.30
89,508.69	3,429.45	342.95	48.99	42.87	73.49	64.30
89,550.47	3,431.05	343.11	49.02	42.89	73.52	64.33
89,574.88	3,431.99	343.20	49.03	42.90	73.54	64.35
89,632.26	3,434.19	343.42	49.06	42.93	73.59	64.39

Annual	Bi-Weekly	Daily	Hourly Rates		Overtime Rates	
			35	40	35	40
89,649.87	3,434.86	343.49	49.07	42.94	73.60	64.40
89,817.90	3,441.30	344.13	49.16	43.02	73.74	64.52
89,916.31	3,445.07	344.51	49.22	43.06	73.82	64.59
89,952.55	3,446.46	344.65	49.24	43.08	73.85	64.62
90,062.44	3,450.67	345.07	49.30	43.13	73.94	64.70
90,091.39	3,451.78	345.18	49.31	43.15	73.97	64.72
90,192.95	3,455.67	345.57	49.37	43.20	74.05	64.79
90,234.21	3,457.25	345.73	49.39	43.22	74.08	64.82
90,293.59	3,459.52	345.95	49.42	43.24	74.13	64.87
90,295.66	3,459.60	345.96	49.42	43.25	74.13	64.87

These rates do not include clothing allowances paid through various negotiating units, therefore it is the agencies responsibility to factor in the proper amount in order to pay the overtime in accordance with the FLSA.

You are Viewing an Archived Copy from the New Jersey State Library
TWELVE MONTH
SALARY RATE CONVERSION TABLES

Effective: June 26, 2004

Based on 261 Days

2088 Hours - 40 Hour Week

1827 Hours - 35 Hour Week

Annual	Bi-Weekly	Daily	Hourly Rates		Overtime Rates	
			35	40	35	40
90,297.89	3,459.69	345.97	49.42	43.25	74.14	64.87
90,314.46	3,460.32	346.03	49.43	43.25	74.15	64.88
90,329.21	3,460.89	346.09	49.44	43.26	74.16	64.89
90,336.70	3,461.18	346.12	49.45	43.27	74.17	64.90
90,340.16	3,461.31	346.13	49.45	43.27	74.17	64.90
90,395.67	3,463.44	346.34	49.48	43.29	74.22	64.94
90,457.52	3,465.81	346.58	49.51	43.32	74.27	64.98
90,458.13	3,465.83	346.58	49.51	43.32	74.27	64.98
90,758.53	3,477.34	347.73	49.68	43.47	74.51	65.20
90,815.04	3,479.50	347.95	49.71	43.49	74.56	65.24

Annual	Bi-Weekly	Daily	Hourly Rates		Overtime Rates	
			35	40	35	40
90,816.70	3,479.57	347.96	49.71	43.50	74.56	65.24
90,900.31	3,482.77	348.28	49.75	43.54	74.63	65.30
90,945.94	3,484.52	348.45	49.78	43.56	74.67	65.33
90,980.62	3,485.85	348.59	49.80	43.57	74.70	65.36
90,982.73	3,485.93	348.59	49.80	43.57	74.70	65.36
91,032.86	3,487.85	348.79	49.83	43.60	74.74	65.40
91,041.63	3,488.19	348.82	49.83	43.60	74.75	65.40
91,058.52	3,488.83	348.88	49.84	43.61	74.76	65.42
91,118.59	3,491.13	349.11	49.87	43.64	74.81	65.46
91,146.21	3,492.19	349.22	49.89	43.65	74.83	65.48

Annual	Bi-Weekly	Daily	Hourly Rates		Overtime Rates	
			35	40	35	40
91,148.56	3,492.28	349.23	49.89	43.65	74.84	65.48
91,178.81	3,493.44	349.34	49.91	43.67	74.86	65.50
91,249.95	3,496.17	349.62	49.95	43.70	74.92	65.55
91,290.87	3,497.73	349.77	49.97	43.72	74.95	65.58
91,308.98	3,498.43	349.84	49.98	43.73	74.97	65.60
91,315.62	3,498.68	349.87	49.98	43.73	74.97	65.60
91,493.93	3,505.51	350.55	50.08	43.82	75.12	65.73
91,529.77	3,506.89	350.69	50.10	43.84	75.15	65.75
91,531.91	3,506.97	350.70	50.10	43.84	75.15	65.76
91,535.42	3,507.10	350.71	50.10	43.84	75.15	65.76

These rates do not include clothing allowances paid through various negotiating units, therefore it is the agencies responsibility to factor in the proper amount in order to pay the overtime in accordance with the FLSA.

You are Viewing an Archived Copy from the New Jersey State Library
TWELVE MONTH
SALARY RATE CONVERSION TABLES

Effective: June 26, 2004

Based on 261 Days
 2088 Hours - 40 Hour Week
 1827 Hours - 35 Hour Week

Annual	Bi-Weekly	Daily	Hourly Rates		Overtime Rates	
			35	40	35	40
91,660.94	3,511.91	351.19	50.17	43.90	75.26	65.85
91,679.14	3,512.61	351.26	50.18	43.91	75.27	65.86
91,680.32	3,512.66	351.27	50.18	43.91	75.27	65.86
91,682.75	3,512.75	351.28	50.18	43.91	75.27	65.86
91,695.70	3,513.25	351.33	50.19	43.92	75.28	65.87
91,750.30	3,515.34	351.53	50.22	43.94	75.33	65.91
91,756.87	3,515.59	351.56	50.22	43.95	75.33	65.92
91,776.51	3,516.34	351.63	50.23	43.95	75.35	65.93
91,832.55	3,518.49	351.85	50.26	43.98	75.40	65.97
91,870.41	3,519.94	351.99	50.29	44.00	75.43	66.00

Annual	Bi-Weekly	Daily	Hourly Rates		Overtime Rates	
			35	40	35	40
91,919.41	3,521.82	352.18	50.31	44.02	75.47	66.03
91,921.61	3,521.90	352.19	50.31	44.02	75.47	66.04
92,001.50	3,524.96	352.50	50.36	44.06	75.54	66.09
92,006.01	3,525.13	352.51	50.36	44.06	75.54	66.10
92,034.10	3,526.21	352.62	50.37	44.08	75.56	66.12
92,092.02	3,528.43	352.84	50.41	44.11	75.61	66.16
92,111.30	3,529.17	352.92	50.42	44.12	75.63	66.17
92,115.82	3,529.34	352.93	50.42	44.12	75.63	66.18
92,117.39	3,529.40	352.94	50.42	44.12	75.63	66.18
92,120.17	3,529.51	352.95	50.42	44.12	75.63	66.18

Annual	Bi-Weekly	Daily	Hourly Rates		Overtime Rates	
			35	40	35	40
92,122.35	3,529.59	352.96	50.42	44.12	75.63	66.18
92,168.56	3,531.36	353.14	50.45	44.14	75.67	66.21
92,232.65	3,533.82	353.38	50.48	44.17	75.72	66.26
92,250.01	3,534.48	353.45	50.49	44.18	75.74	66.27
92,301.92	3,536.47	353.65	50.52	44.21	75.78	66.31
92,375.99	3,539.31	353.93	50.56	44.24	75.84	66.36
92,397.90	3,540.15	354.02	50.57	44.25	75.86	66.38
92,424.93	3,541.19	354.12	50.59	44.27	75.88	66.40
92,556.92	3,546.24	354.62	50.66	44.33	75.99	66.49
92,577.09	3,547.01	354.70	50.67	44.34	76.01	66.51

These rates do not include clothing allowances paid through various negotiating units, therefore it is the agencies responsibility to factor in the proper amount in order to pay the overtime in accordance with the FLSA.

T W E L V E M O N T H
 You are Viewing an Archived Copy from the New Jersey State Library
SALARY RATE CONVERSION TABLES

Effective: June 26, 2004

Based on 261 Days
 2088 Hours - 40 Hour Week
 1827 Hours - 35 Hour Week

Annual	Bi-Weekly	Daily	Hourly Rates		Overtime Rates	
			35	40	35	40
92,627.12	3,548.93	354.89	50.70	44.36	76.05	66.54
92,628.97	3,549.00	354.90	50.70	44.36	76.05	66.54
92,709.15	3,552.07	355.21	50.74	44.40	76.12	66.60
92,751.98	3,553.72	355.37	50.77	44.42	76.15	66.63
92,775.68	3,554.62	355.46	50.78	44.43	76.17	66.65
92,777.83	3,554.71	355.47	50.78	44.43	76.17	66.65
92,818.37	3,556.26	355.63	50.80	44.45	76.21	66.68
92,835.02	3,556.90	355.69	50.81	44.46	76.22	66.69
92,847.94	3,557.39	355.74	50.82	44.47	76.23	66.70
92,898.58	3,559.33	355.93	50.85	44.49	76.27	66.74

Annual	Bi-Weekly	Daily	Hourly Rates		Overtime Rates	
			35	40	35	40
92,924.44	3,560.32	356.03	50.86	44.50	76.29	66.76
92,950.98	3,561.34	356.13	50.88	44.52	76.31	66.78
92,982.82	3,562.56	356.26	50.89	44.53	76.34	66.80
92,995.74	3,563.06	356.31	50.90	44.54	76.35	66.81
93,021.10	3,564.03	356.40	50.92	44.55	76.37	66.83
93,102.09	3,567.13	356.71	50.96	44.59	76.44	66.88
93,112.37	3,567.52	356.75	50.97	44.59	76.45	66.89
93,153.96	3,569.12	356.91	50.99	44.61	76.48	66.92
93,179.32	3,570.09	357.01	51.00	44.63	76.50	66.94
93,356.04	3,576.86	357.69	51.10	44.71	76.65	67.07

Annual	Bi-Weekly	Daily	Hourly Rates		Overtime Rates	
			35	40	35	40
93,413.20	3,579.05	357.91	51.13	44.74	76.69	67.11
93,436.18	3,579.93	357.99	51.14	44.75	76.71	67.12
93,506.95	3,582.64	358.26	51.18	44.78	76.77	67.17
93,519.51	3,583.12	358.31	51.19	44.79	76.78	67.18
93,575.55	3,585.27	358.53	51.22	44.82	76.83	67.22
93,682.95	3,589.39	358.94	51.28	44.87	76.92	67.30
93,688.58	3,589.60	358.96	51.28	44.87	76.92	67.31
93,719.45	3,590.78	359.08	51.30	44.89	76.95	67.33
93,785.18	3,593.30	359.33	51.33	44.92	77.00	67.37
93,787.51	3,593.39	359.34	51.33	44.92	77.00	67.38

These rates do not include clothing allowances paid through various negotiating units, therefore it is the agencies responsibility to factor in the proper amount in order to pay the overtime in accordance with the FLSA.

You are Viewing an Archived Copy from the New Jersey State Library
TWELVE MONTH
SALARY RATE CONVERSION TABLES

Effective: June 26, 2004

Based on 261 Days

2088 Hours - 40 Hour Week

1827 Hours - 35 Hour Week

Annual	Bi-Weekly	Daily	Hourly Rates		Overtime Rates	
			35	40	35	40
93,816.83	3,594.51	359.45	51.35	44.93	77.03	67.40
93,839.86	3,595.40	359.54	51.36	44.94	77.04	67.41
93,900.26	3,597.71	359.77	51.40	44.97	77.09	67.46
93,927.76	3,598.76	359.88	51.41	44.99	77.12	67.48
93,954.52	3,599.79	359.98	51.43	45.00	77.14	67.50
94,009.98	3,601.91	360.19	51.46	45.02	77.18	67.54
94,012.84	3,602.02	360.20	51.46	45.03	77.19	67.54
94,059.87	3,603.83	360.38	51.48	45.05	77.22	67.57
94,084.34	3,604.76	360.48	51.50	45.06	77.25	67.59
94,254.50	3,611.28	361.13	51.59	45.14	77.39	67.71

Annual	Bi-Weekly	Daily	Hourly Rates		Overtime Rates	
			35	40	35	40
94,275.70	3,612.10	361.21	51.60	45.15	77.40	67.73
94,409.78	3,617.23	361.72	51.68	45.22	77.51	67.82
94,450.18	3,618.78	361.88	51.70	45.24	77.55	67.85
94,544.97	3,622.41	362.24	51.75	45.28	77.62	67.92
94,641.38	3,626.11	362.61	51.80	45.33	77.70	67.99
94,643.56	3,626.19	362.62	51.80	45.33	77.70	67.99
94,702.47	3,628.45	362.85	51.84	45.36	77.75	68.03
94,760.58	3,630.67	363.07	51.87	45.38	77.80	68.07
94,811.35	3,632.62	363.26	51.90	45.41	77.84	68.11
94,825.76	3,633.17	363.32	51.90	45.42	77.85	68.12

Annual	Bi-Weekly	Daily	Hourly Rates		Overtime Rates	
			35	40	35	40
94,837.85	3,633.63	363.36	51.91	45.42	77.86	68.13
94,852.47	3,634.19	363.42	51.92	45.43	77.88	68.14
94,913.63	3,636.54	363.65	51.95	45.46	77.93	68.19
94,929.98	3,637.16	363.72	51.96	45.47	77.94	68.20
94,987.74	3,639.38	363.94	51.99	45.49	77.99	68.24
95,015.94	3,640.46	364.05	52.01	45.51	78.01	68.26
95,249.07	3,649.39	364.94	52.13	45.62	78.20	68.43
95,312.62	3,651.82	365.18	52.17	45.65	78.25	68.47
95,348.58	3,653.20	365.32	52.19	45.67	78.28	68.50
95,373.58	3,654.16	365.42	52.20	45.68	78.30	68.52

These rates do not include clothing allowances paid through various negotiating units, therefore it is the agencies responsibility to factor in the proper amount in order to pay the overtime in accordance with the FLSA.

You are Viewing an Archived Copy from the New Jersey State Library
TWELVE MONTH
SALARY RATE CONVERSION TABLES

Effective: June 26, 2004

Based on 261 Days

2088 Hours - 40 Hour Week

1827 Hours - 35 Hour Week

Annual	Bi-Weekly	Daily	Hourly Rates		Overtime Rates	
			35	40	35	40
95,375.80	3,654.25	365.43	52.20	45.68	78.31	68.52
95,397.19	3,655.06	365.51	52.22	45.69	78.32	68.53
95,438.72	3,656.66	365.67	52.24	45.71	78.36	68.56
95,538.25	3,660.47	366.05	52.29	45.76	78.44	68.63
95,547.16	3,660.81	366.08	52.30	45.76	78.45	68.64
95,566.97	3,661.57	366.16	52.31	45.77	78.46	68.66
95,683.11	3,666.02	366.60	52.37	45.83	78.56	68.74
95,703.50	3,666.80	366.68	52.38	45.84	78.57	68.75
95,794.20	3,670.28	367.03	52.43	45.88	78.65	68.82
95,803.31	3,670.62	367.06	52.44	45.88	78.66	68.82

Annual	Bi-Weekly	Daily	Hourly Rates		Overtime Rates	
			35	40	35	40
95,828.08	3,671.57	367.16	52.45	45.90	78.68	68.84
95,958.04	3,676.55	367.66	52.52	45.96	78.78	68.94
95,960.35	3,676.64	367.66	52.52	45.96	78.78	68.94
96,096.95	3,681.88	368.19	52.60	46.02	78.90	69.03
96,099.17	3,681.96	368.20	52.60	46.03	78.90	69.04
96,201.00	3,685.86	368.59	52.66	46.07	78.98	69.11
96,211.07	3,686.25	368.63	52.66	46.08	78.99	69.12
96,277.59	3,688.80	368.88	52.70	46.11	79.05	69.17
96,293.37	3,689.40	368.94	52.71	46.12	79.06	69.18
96,306.33	3,689.90	368.99	52.71	46.12	79.07	69.19

Annual	Bi-Weekly	Daily	Hourly Rates		Overtime Rates	
			35	40	35	40
96,340.35	3,691.20	369.12	52.73	46.14	79.10	69.21
96,359.56	3,691.94	369.19	52.74	46.15	79.11	69.22
96,361.83	3,692.02	369.20	52.74	46.15	79.11	69.23
96,367.12	3,692.23	369.22	52.75	46.15	79.12	69.23
96,441.01	3,695.06	369.51	52.79	46.19	79.18	69.28
96,444.06	3,695.17	369.52	52.79	46.19	79.18	69.29
96,572.08	3,700.08	370.01	52.86	46.25	79.29	69.38
96,574.39	3,700.17	370.02	52.86	46.25	79.29	69.38
96,578.65	3,700.33	370.03	52.86	46.25	79.29	69.38
96,697.39	3,704.88	370.49	52.93	46.31	79.39	69.47

These rates do not include clothing allowances paid through various negotiating units, therefore it is the agencies responsibility to factor in the proper amount in order to pay the overtime in accordance with the FLSA.

You are Viewing an Archived Copy from the New Jersey State Library
TWELVE MONTH
SALARY RATE CONVERSION TABLES

Effective: June 26, 2004

Based on 261 Days
 2088 Hours - 40 Hour Week
 1827 Hours - 35 Hour Week

Annual	Bi-Weekly	Daily	Hourly Rates		Overtime Rates	
			35	40	35	40
96,715.00	3,705.56	370.56	52.94	46.32	79.41	69.48
96,726.38	3,705.99	370.60	52.94	46.33	79.41	69.49
96,795.48	3,708.64	370.86	52.98	46.36	79.47	69.54
96,873.85	3,711.64	371.16	53.02	46.40	79.53	69.59
96,896.49	3,712.51	371.25	53.04	46.41	79.55	69.61
96,916.00	3,713.26	371.33	53.05	46.42	79.57	69.62
96,947.63	3,714.47	371.45	53.06	46.43	79.60	69.65
97,035.15	3,717.82	371.78	53.11	46.47	79.67	69.71
97,036.69	3,717.88	371.79	53.11	46.47	79.67	69.71
97,149.99	3,722.22	372.22	53.18	46.53	79.76	69.79

Annual	Bi-Weekly	Daily	Hourly Rates		Overtime Rates	
			35	40	35	40
97,175.53	3,723.20	372.32	53.19	46.54	79.78	69.81
97,204.52	3,724.31	372.43	53.20	46.55	79.81	69.83
97,207.58	3,724.43	372.44	53.21	46.56	79.81	69.83
97,274.70	3,727.00	372.70	53.24	46.59	79.86	69.88
97,277.13	3,727.09	372.71	53.24	46.59	79.87	69.88
97,301.95	3,728.04	372.80	53.26	46.60	79.89	69.90
97,343.00	3,729.62	372.96	53.28	46.62	79.92	69.93
97,441.11	3,733.38	373.34	53.33	46.67	80.00	70.00
97,460.85	3,734.13	373.41	53.35	46.68	80.02	70.02
97,499.32	3,735.61	373.56	53.37	46.70	80.05	70.04

Annual	Bi-Weekly	Daily	Hourly Rates		Overtime Rates	
			35	40	35	40
97,516.57	3,736.27	373.63	53.38	46.70	80.06	70.05
97,541.06	3,737.21	373.72	53.39	46.72	80.08	70.07
97,568.88	3,738.27	373.83	53.40	46.73	80.11	70.09
97,624.29	3,740.39	374.04	53.43	46.76	80.15	70.13
97,656.10	3,741.61	374.16	53.45	46.77	80.18	70.16
97,736.36	3,744.69	374.47	53.50	46.81	80.24	70.21
97,757.28	3,745.49	374.55	53.51	46.82	80.26	70.23
97,783.04	3,746.48	374.65	53.52	46.83	80.28	70.25
97,858.09	3,749.35	374.94	53.56	46.87	80.34	70.30
98,025.87	3,755.78	375.58	53.65	46.95	80.48	70.42

These rates do not include clothing allowances paid through various negotiating units, therefore it is the agencies responsibility to factor in the proper amount in order to pay the overtime in accordance with the FLSA.

T W E L V E M O N T H
 You are Viewing an Archived Copy from the New Jersey State Library
SALARY RATE CONVERSION TABLES

Effective: June 26, 2004

Based on 261 Days
 2088 Hours - 40 Hour Week
 1827 Hours - 35 Hour Week

Annual	Bi-Weekly	Daily	Hourly Rates		Overtime Rates	
			35	40	35	40
98,083.66	3,757.99	375.80	53.69	46.98	80.53	70.46
98,104.84	3,758.81	375.88	53.70	46.99	80.55	70.48
98,144.00	3,760.31	376.03	53.72	47.00	80.58	70.51
98,182.28	3,761.77	376.18	53.74	47.02	80.61	70.53
98,215.41	3,763.04	376.30	53.76	47.04	80.64	70.56
98,226.13	3,763.45	376.35	53.76	47.04	80.65	70.56
98,271.21	3,765.18	376.52	53.79	47.07	80.68	70.60
98,302.14	3,766.37	376.64	53.81	47.08	80.71	70.62
98,304.39	3,766.45	376.65	53.81	47.08	80.71	70.62
98,366.72	3,768.84	376.88	53.84	47.11	80.76	70.67

Annual	Bi-Weekly	Daily	Hourly Rates		Overtime Rates	
			35	40	35	40
98,405.43	3,770.32	377.03	53.86	47.13	80.79	70.69
98,544.34	3,775.65	377.57	53.94	47.20	80.91	70.79
98,618.66	3,778.49	377.85	53.98	47.23	80.97	70.85
98,646.42	3,779.56	377.96	53.99	47.24	80.99	70.87
98,708.67	3,781.94	378.19	54.03	47.27	81.04	70.91
98,722.39	3,782.47	378.25	54.04	47.28	81.05	70.92
98,741.27	3,783.19	378.32	54.05	47.29	81.07	70.94
98,946.10	3,791.04	379.10	54.16	47.39	81.24	71.08
98,960.68	3,791.60	379.16	54.17	47.40	81.25	71.09
99,161.74	3,799.30	379.93	54.28	47.49	81.41	71.24

Annual	Bi-Weekly	Daily	Hourly Rates		Overtime Rates	
			35	40	35	40
99,216.50	3,801.40	380.14	54.31	47.52	81.46	71.28
99,217.39	3,801.43	380.14	54.31	47.52	81.46	71.28
99,219.69	3,801.52	380.15	54.31	47.52	81.46	71.28
99,263.53	3,803.20	380.32	54.33	47.54	81.50	71.31
99,405.50	3,808.64	380.86	54.41	47.61	81.61	71.41
99,477.10	3,811.38	381.14	54.45	47.64	81.67	71.46
99,503.51	3,812.40	381.24	54.46	47.66	81.69	71.48
99,622.06	3,816.94	381.69	54.53	47.71	81.79	71.57
99,670.52	3,818.79	381.88	54.55	47.74	81.83	71.60
99,959.62	3,829.87	382.99	54.71	47.87	82.07	71.81

These rates do not include clothing allowances paid through various negotiating units, therefore it is the agencies responsibility to factor in the proper amount in order to pay the overtime in accordance with the FLSA.

You are Viewing an Archived Copy from the New Jersey State Library
TWELVE MONTH
SALARY RATE CONVERSION TABLES

Effective: June 26, 2004

Based on 261 Days
 2088 Hours - 40 Hour Week
 1827 Hours - 35 Hour Week

Annual	Bi-Weekly	Daily	Hourly Rates		Overtime Rates	
			35	40	35	40
99,996.67	3,831.29	383.13	54.73	47.89	82.10	71.84
99,999.09	3,831.38	383.14	54.73	47.89	82.10	71.84
100,024.24	3,832.35	383.24	54.75	47.90	82.12	71.86
100,112.69	3,835.74	383.57	54.80	47.95	82.19	71.92
100,169.35	3,837.91	383.79	54.83	47.97	82.24	71.96
100,174.48	3,838.10	383.81	54.83	47.98	82.25	71.96
100,187.73	3,838.61	383.86	54.84	47.98	82.26	71.97
100,273.44	3,841.89	384.19	54.88	48.02	82.33	72.04
100,331.20	3,844.11	384.41	54.92	48.05	82.37	72.08
100,463.16	3,849.16	384.92	54.99	48.12	82.48	72.17

Annual	Bi-Weekly	Daily	Hourly Rates		Overtime Rates	
			35	40	35	40
100,582.06	3,853.72	385.37	55.05	48.17	82.58	72.26
100,598.95	3,854.37	385.44	55.06	48.18	82.59	72.27
100,601.31	3,854.46	385.45	55.06	48.18	82.60	72.27
100,764.22	3,860.70	386.07	55.15	48.26	82.73	72.39
100,766.75	3,860.80	386.08	55.15	48.26	82.73	72.39
100,961.99	3,868.28	386.83	55.26	48.35	82.89	72.53
100,974.61	3,868.76	386.88	55.27	48.36	82.90	72.54
101,023.99	3,870.65	387.07	55.30	48.38	82.94	72.57
101,026.43	3,870.74	387.07	55.30	48.38	82.94	72.58
101,053.00	3,871.76	387.18	55.31	48.40	82.97	72.60

Annual	Bi-Weekly	Daily	Hourly Rates		Overtime Rates	
			35	40	35	40
101,092.86	3,873.29	387.33	55.33	48.42	83.00	72.62
101,119.32	3,874.30	387.43	55.35	48.43	83.02	72.64
101,154.36	3,875.65	387.57	55.37	48.45	83.05	72.67
101,183.24	3,876.75	387.68	55.38	48.46	83.07	72.69
101,197.89	3,877.31	387.73	55.39	48.47	83.09	72.70
101,233.12	3,878.66	387.87	55.41	48.48	83.11	72.72
101,238.60	3,878.87	387.89	55.41	48.49	83.12	72.73
101,245.49	3,879.14	387.91	55.42	48.49	83.12	72.73
101,247.90	3,879.23	387.92	55.42	48.49	83.13	72.74
101,506.21	3,889.13	388.91	55.56	48.61	83.34	72.92

These rates do not include clothing allowances paid through various negotiating units, therefore it is the agencies responsibility to factor in the proper amount in order to pay the overtime in accordance with the FLSA.

You are Viewing an Archived Copy from the New Jersey State Library
TWELVE MONTH
SALARY RATE CONVERSION TABLES

Effective: June 26, 2004

Based on 261 Days

2088 Hours - 40 Hour Week

1827 Hours - 35 Hour Week

Annual	Bi-Weekly	Daily	Hourly Rates		Overtime Rates	
			35	40	35	40
101,530.08	3,890.04	389.00	55.57	48.63	83.36	72.94
101,562.46	3,891.28	389.13	55.59	48.64	83.39	72.96
101,580.14	3,891.96	389.20	55.60	48.65	83.40	72.97
101,582.80	3,892.06	389.21	55.60	48.65	83.40	72.98
101,717.14	3,897.21	389.72	55.67	48.72	83.51	73.07
101,728.26	3,897.63	389.76	55.68	48.72	83.52	73.08
101,743.03	3,898.20	389.82	55.69	48.73	83.53	73.09
101,749.79	3,898.46	389.85	55.69	48.73	83.54	73.10
101,763.21	3,898.97	389.90	55.70	48.74	83.55	73.11
101,895.59	3,904.05	390.41	55.77	48.80	83.66	73.20

Annual	Bi-Weekly	Daily	Hourly Rates		Overtime Rates	
			35	40	35	40
101,962.90	3,906.62	390.66	55.81	48.83	83.71	73.25
101,965.22	3,906.71	390.67	55.81	48.83	83.72	73.25
102,007.61	3,908.34	390.83	55.83	48.85	83.75	73.28
102,012.04	3,908.51	390.85	55.84	48.86	83.75	73.28
102,158.24	3,914.11	391.41	55.92	48.93	83.87	73.39
102,158.70	3,914.13	391.41	55.92	48.93	83.87	73.39
102,176.32	3,914.80	391.48	55.93	48.94	83.89	73.40
102,235.69	3,917.08	391.71	55.96	48.96	83.94	73.44
102,369.82	3,922.22	392.22	56.03	49.03	84.05	73.54
102,382.16	3,922.69	392.27	56.04	49.03	84.06	73.55

Annual	Bi-Weekly	Daily	Hourly Rates		Overtime Rates	
			35	40	35	40
102,411.56	3,923.81	392.38	56.05	49.05	84.08	73.57
102,440.37	3,924.92	392.49	56.07	49.06	84.11	73.59
102,503.71	3,927.35	392.74	56.11	49.09	84.16	73.64
102,579.58	3,930.25	393.03	56.15	49.13	84.22	73.69
102,633.43	3,932.32	393.23	56.18	49.15	84.26	73.73
102,645.11	3,932.76	393.28	56.18	49.16	84.27	73.74
102,960.09	3,944.83	394.48	56.36	49.31	84.53	73.97
102,974.90	3,945.40	394.54	56.36	49.32	84.54	73.98
102,994.28	3,946.14	394.61	56.37	49.33	84.56	73.99
103,061.20	3,948.70	394.87	56.41	49.36	84.62	74.04

These rates do not include clothing allowances paid through various negotiating units, therefore it is the agencies responsibility to factor in the proper amount in order to pay the overtime in accordance with the FLSA.

You are Viewing an Archived Copy from the New Jersey State Library
TWELVE MONTH
SALARY RATE CONVERSION TABLES

Effective: June 26, 2004

Based on 261 Days

2088 Hours - 40 Hour Week

1827 Hours - 35 Hour Week

Annual	Bi-Weekly	Daily	Hourly Rates		Overtime Rates	
			35	40	35	40
103,063.58	3,948.80	394.88	56.41	49.36	84.62	74.04
103,091.41	3,949.86	394.99	56.43	49.37	84.64	74.06
103,107.50	3,950.48	395.05	56.44	49.38	84.65	74.07
103,160.00	3,952.49	395.25	56.46	49.41	84.70	74.11
103,416.04	3,962.30	396.23	56.60	49.53	84.91	74.29
103,609.83	3,969.73	396.97	56.71	49.62	85.07	74.43
103,625.87	3,970.34	397.03	56.72	49.63	85.08	74.44
103,657.93	3,971.57	397.16	56.74	49.65	85.11	74.47
103,770.31	3,975.87	397.59	56.80	49.70	85.20	74.55
103,837.41	3,978.44	397.84	56.84	49.73	85.25	74.60

Annual	Bi-Weekly	Daily	Hourly Rates		Overtime Rates	
			35	40	35	40
104,035.30	3,986.03	398.60	56.94	49.83	85.41	74.74
104,037.83	3,986.12	398.61	56.95	49.83	85.42	74.74
104,069.13	3,987.32	398.73	56.96	49.84	85.44	74.76
104,137.70	3,989.95	399.00	57.00	49.87	85.50	74.81
104,218.34	3,993.04	399.30	57.04	49.91	85.56	74.87
104,422.07	4,000.85	400.09	57.16	50.01	85.73	75.02
104,449.12	4,001.88	400.19	57.17	50.02	85.76	75.04
104,648.73	4,009.53	400.95	57.28	50.12	85.92	75.18
104,838.34	4,016.79	401.68	57.38	50.21	86.07	75.32
104,840.79	4,016.89	401.69	57.38	50.21	86.08	75.32

Annual	Bi-Weekly	Daily	Hourly Rates		Overtime Rates	
			35	40	35	40
104,901.48	4,019.21	401.92	57.42	50.24	86.13	75.36
105,005.39	4,023.20	402.32	57.47	50.29	86.21	75.44
105,052.73	4,025.01	402.50	57.50	50.31	86.25	75.47
105,128.50	4,027.91	402.79	57.54	50.35	86.31	75.52
105,203.49	4,030.79	403.08	57.58	50.39	86.37	75.58
105,229.38	4,031.78	403.18	57.60	50.40	86.40	75.60
105,245.79	4,032.41	403.24	57.61	50.41	86.41	75.61
105,475.90	4,041.22	404.12	57.73	50.52	86.60	75.77
105,478.47	4,041.32	404.13	57.73	50.52	86.60	75.78
105,488.33	4,041.70	404.17	57.74	50.52	86.61	75.78

These rates do not include clothing allowances paid through various negotiating units, therefore it is the agencies responsibility to factor in the proper amount in order to pay the overtime in accordance with the FLSA.

You are Viewing an Archived Copy from the New Jersey State Library
TWELVE MONTH
SALARY RATE CONVERSION TABLES

Effective: June 26, 2004

Based on 261 Days
 2088 Hours - 40 Hour Week
 1827 Hours - 35 Hour Week

Annual	Bi-Weekly	Daily	Hourly Rates		Overtime Rates	
			35	40	35	40
105,623.66	4,046.88	404.69	57.81	50.59	86.72	75.88
105,625.60	4,046.96	404.70	57.81	50.59	86.72	75.88
105,626.05	4,046.98	404.70	57.81	50.59	86.72	75.88
105,863.65	4,056.08	405.61	57.94	50.70	86.92	76.05
105,918.90	4,058.20	405.82	57.97	50.73	86.96	76.09
105,921.41	4,058.29	405.83	57.98	50.73	86.96	76.09
105,952.70	4,059.49	405.95	57.99	50.74	86.99	76.12
106,015.41	4,061.89	406.19	58.03	50.77	87.04	76.16
106,137.23	4,066.56	406.66	58.09	50.83	87.14	76.25
106,144.16	4,066.83	406.68	58.10	50.84	87.15	76.25

Annual	Bi-Weekly	Daily	Hourly Rates		Overtime Rates	
			35	40	35	40
106,155.02	4,067.24	406.72	58.10	50.84	87.15	76.26
106,157.54	4,067.34	406.73	58.11	50.84	87.16	76.26
106,204.46	4,069.14	406.91	58.13	50.86	87.20	76.30
106,234.32	4,070.28	407.03	58.15	50.88	87.22	76.32
106,257.94	4,071.19	407.12	58.16	50.89	87.24	76.34
106,298.75	4,072.75	407.28	58.18	50.91	87.27	76.36
106,507.51	4,080.75	408.08	58.30	51.01	87.44	76.51
106,544.47	4,082.16	408.22	58.32	51.03	87.48	76.54
106,610.42	4,084.69	408.47	58.35	51.06	87.53	76.59
106,634.80	4,085.62	408.56	58.37	51.07	87.55	76.61

Annual	Bi-Weekly	Daily	Hourly Rates		Overtime Rates	
			35	40	35	40
106,656.65	4,086.46	408.65	58.38	51.08	87.57	76.62
106,660.38	4,086.60	408.66	58.38	51.08	87.57	76.62
106,772.06	4,090.88	409.09	58.44	51.14	87.66	76.70
106,788.06	4,091.50	409.15	58.45	51.14	87.68	76.72
106,809.50	4,092.32	409.23	58.46	51.15	87.69	76.73
106,849.51	4,093.85	409.39	58.48	51.17	87.73	76.76
106,905.01	4,095.98	409.60	58.51	51.20	87.77	76.80
106,907.47	4,096.07	409.61	58.52	51.20	87.77	76.80
106,954.81	4,097.89	409.79	58.54	51.22	87.81	76.84
107,107.94	4,103.75	410.38	58.63	51.30	87.94	76.95

These rates do not include clothing allowances paid through various negotiating units, therefore it is the agencies responsibility to factor in the proper amount in order to pay the overtime in accordance with the FLSA.

**TWELVE MONTH
SALARY RATE CONVERSION TABLES**

Effective: June 26, 2004

Based on 261 Days

2088 Hours - 40 Hour Week

1827 Hours - 35 Hour Week

Annual	Bi-Weekly	Daily	Hourly Rates		Overtime Rates	
			35	40	35	40
107,108.22	4,103.76	410.38	58.63	51.30	87.94	76.95
107,193.22	4,107.02	410.70	58.67	51.34	88.01	77.01
107,210.02	4,107.66	410.77	58.68	51.35	88.02	77.02
107,347.00	4,112.91	411.29	58.76	51.41	88.13	77.12
107,645.34	4,124.34	412.43	58.92	51.55	88.38	77.33
107,650.58	4,124.54	412.45	58.92	51.56	88.38	77.34
107,716.15	4,127.06	412.71	58.96	51.59	88.44	77.38
107,777.39	4,129.40	412.94	58.99	51.62	88.49	77.43
107,950.53	4,136.04	413.60	59.09	51.70	88.63	77.55
108,073.93	4,140.76	414.08	59.15	51.76	88.73	77.64

Annual	Bi-Weekly	Daily	Hourly Rates		Overtime Rates	
			35	40	35	40
108,076.57	4,140.86	414.09	59.16	51.76	88.73	77.64
108,105.48	4,141.97	414.20	59.17	51.78	88.76	77.66
108,106.05	4,141.99	414.20	59.17	51.78	88.76	77.66
108,316.18	4,150.05	415.01	59.29	51.88	88.93	77.81
108,731.45	4,165.96	416.60	59.51	52.07	89.27	78.11
108,749.96	4,166.67	416.67	59.52	52.08	89.29	78.12
108,777.66	4,167.73	416.77	59.54	52.10	89.31	78.15
108,834.30	4,169.90	416.99	59.57	52.12	89.36	78.19
109,077.73	4,179.22	417.92	59.70	52.24	89.55	78.36
109,080.27	4,179.32	417.93	59.71	52.24	89.56	78.36

Annual	Bi-Weekly	Daily	Hourly Rates		Overtime Rates	
			35	40	35	40
109,130.85	4,181.26	418.13	59.73	52.27	89.60	78.40
109,287.66	4,187.27	418.73	59.82	52.34	89.73	78.51
109,293.69	4,187.50	418.75	59.82	52.34	89.73	78.52
109,295.01	4,187.55	418.76	59.82	52.34	89.73	78.52
109,688.74	4,202.63	420.26	60.04	52.53	90.06	78.80
109,883.80	4,210.11	421.01	60.14	52.63	90.22	78.94
109,927.81	4,211.79	421.18	60.17	52.65	90.25	78.97
109,930.51	4,211.90	421.19	60.17	52.65	90.26	78.97
110,098.14	4,218.32	421.83	60.26	52.73	90.39	79.09
110,144.50	4,220.10	422.01	60.29	52.75	90.43	79.13

These rates do not include clothing allowances paid through various negotiating units, therefore it is the agencies responsibility to factor in the proper amount in order to pay the overtime in accordance with the FLSA.

You are Viewing an Archived Copy from the New Jersey State Library
TWELVE MONTH
SALARY RATE CONVERSION TABLES

Effective: June 26, 2004

Based on 261 Days
 2088 Hours - 40 Hour Week
 1827 Hours - 35 Hour Week

Annual	Bi-Weekly	Daily	Hourly Rates		Overtime Rates	
			35	40	35	40
110,302.56	4,226.15	422.62	60.37	52.83	90.56	79.24
110,325.26	4,227.02	422.70	60.39	52.84	90.58	79.26
110,455.51	4,232.01	423.20	60.46	52.90	90.69	79.35
110,508.27	4,234.03	423.40	60.49	52.93	90.73	79.39
110,592.31	4,237.25	423.73	60.53	52.97	90.80	79.45
110,594.92	4,237.35	423.74	60.53	52.97	90.80	79.45
110,748.82	4,243.25	424.33	60.62	53.04	90.93	79.56
110,751.36	4,243.35	424.34	60.62	53.04	90.93	79.56
110,758.24	4,243.61	424.36	60.62	53.05	90.93	79.57
110,899.78	4,249.03	424.90	60.70	53.11	91.05	79.67

Annual	Bi-Weekly	Daily	Hourly Rates		Overtime Rates	
			35	40	35	40
111,002.98	4,252.99	425.30	60.76	53.16	91.14	79.74
111,064.55	4,255.35	425.54	60.79	53.19	91.19	79.79
111,067.18	4,255.45	425.55	60.79	53.19	91.19	79.79
111,162.52	4,259.10	425.91	60.84	53.24	91.27	79.86
111,306.64	4,264.62	426.46	60.92	53.31	91.38	79.96
111,309.28	4,264.72	426.47	60.93	53.31	91.39	79.96
111,457.63	4,270.41	427.04	61.01	53.38	91.51	80.07
111,570.77	4,274.74	427.47	61.07	53.43	91.60	80.15
111,632.75	4,277.12	427.71	61.10	53.46	91.65	80.20
111,673.93	4,278.69	427.87	61.12	53.48	91.69	80.23

Annual	Bi-Weekly	Daily	Hourly Rates		Overtime Rates	
			35	40	35	40
111,822.47	4,284.39	428.44	61.21	53.56	91.81	80.33
111,831.93	4,284.75	428.48	61.21	53.56	91.82	80.34
111,834.28	4,284.84	428.48	61.21	53.56	91.82	80.34
111,935.81	4,288.73	428.87	61.27	53.61	91.90	80.41
111,992.62	4,290.90	429.09	61.30	53.64	91.95	80.45
112,074.40	4,294.04	429.40	61.34	53.68	92.01	80.51
112,112.56	4,295.50	429.55	61.36	53.69	92.05	80.54
112,115.31	4,295.61	429.56	61.37	53.70	92.05	80.54
112,150.75	4,296.96	429.70	61.39	53.71	92.08	80.57
112,192.30	4,298.56	429.86	61.41	53.73	92.11	80.60

These rates do not include clothing allowances paid through various negotiating units, therefore it is the agencies responsibility to factor in the proper amount in order to pay the overtime in accordance with the FLSA.

T W E L V E M O N T H
 You are Viewing an Archived Copy from the New Jersey State Library
SALARY RATE CONVERSION TABLES

Effective: June 26, 2004

Based on 261 Days

2088 Hours - 40 Hour Week

1827 Hours - 35 Hour Week

Annual	Bi-Weekly	Daily	Hourly Rates		Overtime Rates	
			35	40	35	40
112,311.84	4,303.14	430.31	61.47	53.79	92.21	80.68
112,395.22	4,306.33	430.63	61.52	53.83	92.28	80.74
112,463.37	4,308.94	430.89	61.56	53.86	92.33	80.79
112,556.72	4,312.52	431.25	61.61	53.91	92.41	80.86
113,019.87	4,330.26	433.03	61.86	54.13	92.79	81.19
113,040.83	4,331.07	433.11	61.87	54.14	92.81	81.21
113,208.97	4,337.51	433.75	61.96	54.22	92.95	81.33
113,317.12	4,341.65	434.17	62.02	54.27	93.04	81.41
113,319.75	4,341.75	434.18	62.03	54.27	93.04	81.41
113,341.59	4,342.59	434.26	62.04	54.28	93.06	81.42

Annual	Bi-Weekly	Daily	Hourly Rates		Overtime Rates	
			35	40	35	40
113,371.83	4,343.75	434.38	62.05	54.30	93.08	81.45
113,461.52	4,347.18	434.72	62.10	54.34	93.15	81.51
113,751.88	4,358.31	435.83	62.26	54.48	93.39	81.72
114,059.05	4,370.08	437.01	62.43	54.63	93.65	81.94
114,279.27	4,378.52	437.85	62.55	54.73	93.83	82.10
114,379.72	4,382.36	438.24	62.61	54.78	93.91	82.17
114,382.55	4,382.47	438.25	62.61	54.78	93.91	82.17
114,425.35	4,384.11	438.41	62.63	54.80	93.95	82.20
114,589.71	4,390.41	439.04	62.72	54.88	94.08	82.32
114,697.82	4,394.55	439.46	62.78	54.93	94.17	82.40

Annual	Bi-Weekly	Daily	Hourly Rates		Overtime Rates	
			35	40	35	40
114,758.60	4,396.88	439.69	62.81	54.96	94.22	82.44
115,164.76	4,412.44	441.24	63.04	55.16	94.55	82.73
115,265.72	4,416.31	441.63	63.09	55.20	94.64	82.81
115,268.43	4,416.41	441.64	63.09	55.21	94.64	82.81
115,372.32	4,420.40	442.04	63.15	55.26	94.72	82.88
115,498.45	4,425.23	442.52	63.22	55.32	94.83	82.97
115,664.66	4,431.60	443.16	63.31	55.40	94.96	83.09
115,928.79	4,441.72	444.17	63.45	55.52	95.18	83.28
115,974.08	4,443.45	444.35	63.48	55.54	95.22	83.31
115,976.82	4,443.56	444.36	63.48	55.54	95.22	83.32

These rates do not include clothing allowances paid through various negotiating units, therefore it is the agencies responsibility to factor in the proper amount in order to pay the overtime in accordance with the FLSA.

You are Viewing an Archived Copy from the New Jersey State Library
TWELVE MONTH
SALARY RATE CONVERSION TABLES

Effective: June 26, 2004

Based on 261 Days
 2088 Hours - 40 Hour Week
 1827 Hours - 35 Hour Week

Annual	Bi-Weekly	Daily	Hourly Rates		Overtime Rates	
			35	40	35	40
116,033.60	4,445.73	444.57	63.51	55.57	95.27	83.36
116,151.19	4,450.24	445.02	63.58	55.63	95.36	83.44
116,154.05	4,450.35	445.04	63.58	55.63	95.36	83.44
116,304.84	4,456.12	445.61	63.66	55.70	95.49	83.55
116,393.05	4,459.50	445.95	63.71	55.74	95.56	83.62
116,458.26	4,462.00	446.20	63.74	55.78	95.61	83.66
116,461.02	4,462.11	446.21	63.74	55.78	95.62	83.66
116,560.34	4,465.91	446.59	63.80	55.82	95.70	83.74
116,718.04	4,471.96	447.20	63.89	55.90	95.83	83.85
116,720.82	4,472.06	447.21	63.89	55.90	95.83	83.85

Annual	Bi-Weekly	Daily	Hourly Rates		Overtime Rates	
			35	40	35	40
117,022.11	4,483.61	448.36	64.05	56.05	96.08	84.07
117,108.28	4,486.91	448.69	64.10	56.09	96.15	84.13
117,149.35	4,488.48	448.85	64.12	56.11	96.18	84.16
117,205.44	4,490.63	449.06	64.15	56.13	96.23	84.20
117,276.68	4,493.36	449.34	64.19	56.17	96.29	84.25
117,287.09	4,493.76	449.38	64.20	56.17	96.30	84.26
117,350.21	4,496.18	449.62	64.23	56.20	96.35	84.30
117,456.00	4,500.23	450.02	64.29	56.25	96.43	84.38
117,535.09	4,503.26	450.33	64.33	56.29	96.50	84.44
117,556.51	4,504.08	450.41	64.34	56.30	96.52	84.45

Annual	Bi-Weekly	Daily	Hourly Rates		Overtime Rates	
			35	40	35	40
117,559.23	4,504.19	450.42	64.35	56.30	96.52	84.45
117,597.22	4,505.64	450.56	64.37	56.32	96.55	84.48
117,628.03	4,506.82	450.68	64.38	56.34	96.57	84.50
117,766.44	4,512.12	451.21	64.46	56.40	96.69	84.60
117,803.22	4,513.53	451.35	64.48	56.42	96.72	84.63
117,859.57	4,515.69	451.57	64.51	56.45	96.77	84.67
118,029.17	4,522.19	452.22	64.60	56.53	96.90	84.79
118,674.74	4,546.92	454.69	64.96	56.84	97.43	85.26
118,706.20	4,548.13	454.81	64.97	56.85	97.46	85.28
118,831.63	4,552.94	455.29	65.04	56.91	97.56	85.37

These rates do not include clothing allowances paid through various negotiating units, therefore it is the agencies responsibility to factor in the proper amount in order to pay the overtime in accordance with the FLSA.

T W E L V E M O N T H
 You are Viewing an Archived Copy from the New Jersey State Library
SALARY RATE CONVERSION TABLES

Effective: June 26, 2004

Based on 261 Days
 2088 Hours - 40 Hour Week
 1827 Hours - 35 Hour Week

Annual	Bi-Weekly	Daily	Hourly Rates		Overtime Rates	
			35	40	35	40
118,834.59	4,553.05	455.31	65.04	56.91	97.57	85.37
118,876.86	4,554.67	455.47	65.07	56.93	97.60	85.40
119,008.93	4,559.73	455.97	65.14	57.00	97.71	85.50
119,070.38	4,562.08	456.21	65.17	57.03	97.76	85.54
119,429.74	4,575.85	457.59	65.37	57.20	98.05	85.80
119,939.13	4,595.37	459.54	65.65	57.44	98.47	86.16
119,941.94	4,595.48	459.55	65.65	57.44	98.48	86.16
119,986.40	4,597.18	459.72	65.67	57.47	98.51	86.20
119,993.92	4,597.47	459.75	65.68	57.47	98.52	86.20
120,166.80	4,604.09	460.41	65.77	57.55	98.66	86.33

Annual	Bi-Weekly	Daily	Hourly Rates		Overtime Rates	
			35	40	35	40
120,496.43	4,616.72	461.67	65.95	57.71	98.93	86.56
120,883.61	4,631.56	463.16	66.17	57.89	99.25	86.84
120,886.46	4,631.67	463.17	66.17	57.90	99.25	86.84
121,112.17	4,640.31	464.03	66.29	58.00	99.44	87.01
121,152.05	4,641.84	464.18	66.31	58.02	99.47	87.03
121,286.40	4,646.99	464.70	66.39	58.09	99.58	87.13
121,609.88	4,659.38	465.94	66.56	58.24	99.84	87.36
121,612.76	4,659.49	465.95	66.56	58.24	99.85	87.37
121,659.59	4,661.29	466.13	66.59	58.27	99.89	87.40
121,795.90	4,666.51	466.65	66.66	58.33	100.00	87.50

Annual	Bi-Weekly	Daily	Hourly Rates		Overtime Rates	
			35	40	35	40
121,798.71	4,666.62	466.66	66.67	58.33	100.00	87.50
121,835.33	4,668.02	466.80	66.69	58.35	100.03	87.53
122,065.81	4,676.85	467.69	66.81	58.46	100.22	87.69
122,108.41	4,678.48	467.85	66.84	58.48	100.25	87.72
122,129.44	4,679.29	467.93	66.85	58.49	100.27	87.74
122,132.36	4,679.40	467.94	66.85	58.49	100.27	87.74
122,241.52	4,683.58	468.36	66.91	58.55	100.36	87.82
122,401.08	4,689.70	468.97	67.00	58.62	100.49	87.93
122,403.98	4,689.81	468.98	67.00	58.62	100.50	87.93
122,799.22	4,704.95	470.50	67.21	58.81	100.82	88.22

These rates do not include clothing allowances paid through various negotiating units, therefore it is the agencies responsibility to factor in the proper amount in order to pay the overtime in accordance with the FLSA.

You are Viewing an Archived Copy from the New Jersey State Library
TWELVE MONTH
SALARY RATE CONVERSION TABLES

Effective: June 26, 2004

Based on 261 Days

2088 Hours - 40 Hour Week

1827 Hours - 35 Hour Week

Annual	Bi-Weekly	Daily	Hourly Rates		Overtime Rates	
			35	40	35	40
122,877.88	4,707.96	470.80	67.26	58.85	100.89	88.28
122,976.16	4,711.73	471.17	67.31	58.90	100.97	88.35
122,987.05	4,712.15	471.22	67.32	58.90	100.97	88.35
123,070.21	4,715.33	471.53	67.36	58.94	101.04	88.41
123,164.01	4,718.93	471.89	67.41	58.99	101.12	88.48
123,283.54	4,723.51	472.35	67.48	59.04	101.22	88.57
123,286.63	4,723.63	472.36	67.48	59.05	101.22	88.57
123,323.92	4,725.05	472.51	67.50	59.06	101.25	88.59
123,414.14	4,728.51	472.85	67.55	59.11	101.33	88.66
123,442.94	4,729.61	472.96	67.57	59.12	101.35	88.68

Annual	Bi-Weekly	Daily	Hourly Rates		Overtime Rates	
			35	40	35	40
123,501.62	4,731.86	473.19	67.60	59.15	101.40	88.72
123,598.17	4,735.56	473.56	67.65	59.20	101.48	88.79
123,693.93	4,739.23	473.92	67.70	59.24	101.55	88.86
123,776.25	4,742.39	474.24	67.75	59.28	101.62	88.92
124,489.39	4,769.71	476.97	68.14	59.62	102.21	89.43
124,600.48	4,773.96	477.40	68.20	59.68	102.30	89.51
124,612.54	4,774.43	477.44	68.21	59.68	102.31	89.52
124,615.45	4,774.54	477.45	68.21	59.68	102.31	89.52
124,668.94	4,776.59	477.66	68.24	59.71	102.36	89.56
124,959.26	4,787.71	478.77	68.40	59.85	102.59	89.77

Annual	Bi-Weekly	Daily	Hourly Rates		Overtime Rates	
			35	40	35	40
125,793.14	4,819.66	481.97	68.85	60.25	103.28	90.37
125,796.10	4,819.77	481.98	68.85	60.25	103.28	90.37
125,831.29	4,821.12	482.11	68.87	60.26	103.31	90.40
125,999.26	4,827.56	482.76	68.97	60.34	103.45	90.52
126,012.46	4,828.06	482.81	68.97	60.35	103.46	90.53
126,521.31	4,847.56	484.76	69.25	60.59	103.88	90.89
126,761.50	4,856.76	485.68	69.38	60.71	104.07	91.07
126,764.50	4,856.88	485.69	69.38	60.71	104.08	91.07
127,023.34	4,866.79	486.68	69.53	60.84	104.29	91.25
127,194.71	4,873.36	487.34	69.62	60.92	104.43	91.38

These rates do not include clothing allowances paid through various negotiating units, therefore it is the agencies responsibility to factor in the proper amount in order to pay the overtime in accordance with the FLSA.

You are Viewing an Archived Copy from the New Jersey State Library
TWELVE MONTH
SALARY RATE CONVERSION TABLES

Effective: June 26, 2004

Based on 261 Days

2088 Hours - 40 Hour Week

1827 Hours - 35 Hour Week

Annual	Bi-Weekly	Daily	Hourly Rates		Overtime Rates	
			35	40	35	40
127,206.36	4,873.81	487.38	69.63	60.92	104.44	91.38
127,540.84	4,886.62	488.66	69.81	61.08	104.71	91.62
127,543.90	4,886.74	488.67	69.81	61.08	104.72	91.63
127,735.45	4,894.08	489.41	69.92	61.18	104.87	91.76
127,738.67	4,894.20	489.42	69.92	61.18	104.88	91.77
128,001.22	4,904.26	490.43	70.06	61.30	105.09	91.95
128,084.12	4,907.44	490.74	70.11	61.34	105.16	92.01
128,087.14	4,907.55	490.76	70.11	61.34	105.16	92.02
128,185.88	4,911.34	491.13	70.16	61.39	105.24	92.09
128,220.67	4,912.67	491.27	70.18	61.41	105.27	92.11

Annual	Bi-Weekly	Daily	Hourly Rates		Overtime Rates	
			35	40	35	40
128,367.50	4,918.30	491.83	70.26	61.48	105.39	92.22
128,370.56	4,918.41	491.84	70.26	61.48	105.39	92.22
128,788.27	4,934.42	493.44	70.49	61.68	105.74	92.52
128,974.07	4,941.54	494.15	70.59	61.77	105.89	92.65
128,984.86	4,941.95	494.20	70.60	61.77	105.90	92.66
129,025.06	4,943.49	494.35	70.62	61.79	105.93	92.69
129,171.08	4,949.08	494.91	70.70	61.86	106.05	92.80
129,214.56	4,950.75	495.08	70.73	61.88	106.09	92.83
129,285.95	4,953.48	495.35	70.76	61.92	106.15	92.88
129,288.96	4,953.60	495.36	70.77	61.92	106.15	92.88

Annual	Bi-Weekly	Daily	Hourly Rates		Overtime Rates	
			35	40	35	40
129,336.77	4,955.43	495.54	70.79	61.94	106.19	92.91
129,523.33	4,962.58	496.26	70.89	62.03	106.34	93.05
129,584.64	4,964.93	496.49	70.93	62.06	106.39	93.09
129,622.97	4,966.40	496.64	70.95	62.08	106.42	93.12
129,809.90	4,973.56	497.36	71.05	62.17	106.58	93.25
130,550.41	5,001.93	500.19	71.46	62.52	107.18	93.79
130,702.67	5,007.77	500.78	71.54	62.60	107.31	93.90
130,705.74	5,007.88	500.79	71.54	62.60	107.31	93.90
130,738.52	5,009.14	500.91	71.56	62.61	107.34	93.92
130,846.47	5,013.27	501.33	71.62	62.67	107.43	94.00

These rates do not include clothing allowances paid through various negotiating units, therefore it is the agencies responsibility to factor in the proper amount in order to pay the overtime in accordance with the FLSA.

You are Viewing an Archived Copy from the New Jersey State Library
TWELVE MONTH
SALARY RATE CONVERSION TABLES

Effective: June 26, 2004

Based on 261 Days

2088 Hours - 40 Hour Week

1827 Hours - 35 Hour Week

Annual	Bi-Weekly	Daily	Hourly Rates		Overtime Rates	
			35	40	35	40
131,207.29	5,027.10	502.71	71.82	62.84	107.72	94.26
131,913.12	5,054.14	505.41	72.20	63.18	108.30	94.77
131,916.24	5,054.26	505.43	72.20	63.18	108.31	94.77
131,980.87	5,056.74	505.67	72.24	63.21	108.36	94.81
132,171.20	5,064.03	506.40	72.34	63.30	108.51	94.95
132,281.01	5,068.24	506.82	72.40	63.35	108.60	95.03
132,952.24	5,093.96	509.40	72.77	63.67	109.16	95.51
132,955.44	5,094.08	509.41	72.77	63.68	109.16	95.51
133,203.22	5,103.57	510.36	72.91	63.80	109.36	95.69
133,395.60	5,110.94	511.09	73.01	63.89	109.52	95.83

Annual	Bi-Weekly	Daily	Hourly Rates		Overtime Rates	
			35	40	35	40
133,563.46	5,117.37	511.74	73.11	63.97	109.66	95.95
133,767.16	5,125.18	512.52	73.22	64.07	109.83	96.10
133,770.30	5,125.30	512.53	73.22	64.07	109.83	96.10
133,959.36	5,132.54	513.25	73.32	64.16	109.98	96.24
133,962.47	5,132.66	513.27	73.32	64.16	109.99	96.24
134,252.62	5,143.78	514.38	73.48	64.30	110.22	96.45
134,333.92	5,146.89	514.69	73.53	64.34	110.29	96.50
134,337.14	5,147.02	514.70	73.53	64.34	110.29	96.51
134,446.52	5,151.21	515.12	73.59	64.39	110.38	96.59
134,635.98	5,158.47	515.85	73.69	64.48	110.54	96.72

Annual	Bi-Weekly	Daily	Hourly Rates		Overtime Rates	
			35	40	35	40
135,075.37	5,175.30	517.53	73.93	64.69	110.90	97.04
135,269.53	5,182.74	518.27	74.04	64.78	111.06	97.18
135,270.41	5,182.77	518.28	74.04	64.79	111.06	97.18
135,464.58	5,190.21	519.02	74.15	64.88	111.22	97.32
135,475.35	5,190.63	519.06	74.15	64.88	111.23	97.32
135,612.20	5,195.87	519.59	74.23	64.95	111.34	97.42
135,615.38	5,195.99	519.60	74.23	64.95	111.34	97.43
135,647.77	5,197.23	519.72	74.25	64.97	111.37	97.45
135,693.68	5,198.99	519.90	74.27	64.99	111.41	97.48
135,843.55	5,204.73	520.47	74.35	65.06	111.53	97.59

These rates do not include clothing allowances paid through various negotiating units, therefore it is the agencies responsibility to factor in the proper amount in order to pay the overtime in accordance with the FLSA.

You are Viewing an Archived Copy from the New Jersey State Library
TWELVE MONTH
SALARY RATE CONVERSION TABLES

Effective: June 26, 2004

Based on 261 Days

2088 Hours - 40 Hour Week

1827 Hours - 35 Hour Week

Annual	Bi-Weekly	Daily	Hourly Rates		Overtime Rates	
			35	40	35	40
136,938.40	5,246.68	524.67	74.95	65.58	112.43	98.38
137,064.74	5,251.52	525.15	75.02	65.64	112.53	98.47
137,067.98	5,251.65	525.17	75.02	65.65	112.54	98.47
137,136.04	5,254.25	525.43	75.06	65.68	112.59	98.52
137,367.31	5,263.12	526.31	75.19	65.79	112.78	98.68
138,363.64	5,301.29	530.13	75.73	66.27	113.60	99.40
138,366.98	5,301.42	530.14	75.74	66.27	113.60	99.40
138,405.22	5,302.88	530.29	75.76	66.29	113.63	99.43
138,605.32	5,310.55	531.06	75.87	66.38	113.80	99.57
138,906.25	5,322.08	532.21	76.03	66.53	114.05	99.79

Annual	Bi-Weekly	Daily	Hourly Rates		Overtime Rates	
			35	40	35	40
139,450.20	5,342.92	534.29	76.33	66.79	114.49	100.18
139,453.46	5,343.04	534.30	76.33	66.79	114.49	100.18
139,716.97	5,353.14	535.31	76.47	66.91	114.71	100.37
139,918.97	5,360.88	536.09	76.58	67.01	114.88	100.52
140,246.90	5,373.44	537.34	76.76	67.17	115.14	100.75
140,300.34	5,375.49	537.55	76.79	67.19	115.19	100.79
140,303.72	5,375.62	537.56	76.80	67.20	115.19	100.79
140,521.73	5,383.97	538.40	76.91	67.30	115.37	100.95
140,525.02	5,384.10	538.41	76.92	67.30	115.37	100.95
140,813.97	5,395.17	539.52	77.07	67.44	115.61	101.16

Annual	Bi-Weekly	Daily	Hourly Rates		Overtime Rates	
			35	40	35	40
141,017.49	5,402.97	540.30	77.19	67.54	115.78	101.31
141,366.06	5,416.32	541.63	77.38	67.70	116.06	101.56
141,672.57	5,428.07	542.81	77.54	67.85	116.32	101.78
141,877.20	5,435.91	543.59	77.66	67.95	116.48	101.92
141,895.93	5,436.63	543.66	77.67	67.96	116.50	101.94
142,100.88	5,444.48	544.45	77.78	68.06	116.67	102.08
142,216.36	5,448.90	544.89	77.84	68.11	116.76	102.17
142,219.72	5,449.03	544.90	77.84	68.11	116.76	102.17
142,453.61	5,457.99	545.80	77.97	68.23	116.96	102.34
143,607.22	5,502.19	550.22	78.60	68.78	117.90	103.17

These rates do not include clothing allowances paid through various negotiating units, therefore it is the agencies responsibility to factor in the proper amount in order to pay the overtime in accordance with the FLSA.

You are Viewing an Archived Copy from the New Jersey State Library
TWELVE MONTH
SALARY RATE CONVERSION TABLES

Effective: June 26, 2004

Based on 261 Days

2088 Hours - 40 Hour Week

1827 Hours - 35 Hour Week

Annual	Bi-Weekly	Daily	Hourly Rates		Overtime Rates	
			35	40	35	40
143,775.04	5,508.62	550.86	78.70	68.86	118.04	103.29
143,778.52	5,508.76	550.88	78.70	68.86	118.05	103.29
143,815.04	5,510.15	551.02	78.72	68.88	118.07	103.32
144,249.04	5,526.78	552.68	78.95	69.09	118.43	103.63
145,133.24	5,560.66	556.07	79.44	69.51	119.16	104.26
145,136.62	5,560.79	556.08	79.44	69.51	119.16	104.27
145,181.32	5,562.50	556.25	79.46	69.53	119.20	104.30
145,391.42	5,570.55	557.06	79.58	69.63	119.37	104.45
145,857.82	5,588.42	558.84	79.84	69.86	119.75	104.78
146,266.76	5,604.09	560.41	80.06	70.05	120.09	105.08

Annual	Bi-Weekly	Daily	Hourly Rates		Overtime Rates	
			35	40	35	40
146,270.30	5,604.23	560.42	80.06	70.05	120.09	105.08
146,552.57	5,615.04	561.50	80.22	70.19	120.32	105.28
146,764.57	5,623.16	562.32	80.33	70.29	120.50	105.44
147,256.77	5,642.02	564.20	80.60	70.53	120.90	105.79
147,367.98	5,646.28	564.63	80.66	70.58	120.99	105.87
147,371.46	5,646.42	564.64	80.66	70.58	120.99	105.87
147,697.37	5,658.90	565.89	80.84	70.74	121.26	106.10
147,910.85	5,667.08	566.71	80.96	70.84	121.44	106.26
148,809.22	5,701.50	570.15	81.45	71.27	122.18	106.90
149,024.76	5,709.76	570.98	81.57	71.37	122.35	107.06

Annual	Bi-Weekly	Daily	Hourly Rates		Overtime Rates	
			35	40	35	40
149,186.44	5,715.96	571.60	81.66	71.45	122.49	107.17
149,190.06	5,716.09	571.61	81.66	71.45	122.49	107.18
149,591.83	5,731.49	573.15	81.88	71.64	122.82	107.47
150,645.67	5,771.86	577.19	82.46	72.15	123.68	108.22
150,816.28	5,778.40	577.84	82.55	72.23	123.82	108.35
150,819.78	5,778.54	577.85	82.55	72.23	123.83	108.35
150,863.87	5,780.22	578.02	82.58	72.25	123.86	108.38
151,468.74	5,803.40	580.34	82.91	72.54	124.36	108.81
152,233.18	5,832.69	583.27	83.32	72.91	124.99	109.36
152,236.88	5,832.83	583.28	83.33	72.91	124.99	109.37

These rates do not include clothing allowances paid through various negotiating units, therefore it is the agencies responsibility to factor in the proper amount in order to pay the overtime in accordance with the FLSA.

You are Viewing an Archived Copy from the New Jersey State Library
TWELVE MONTH
SALARY RATE CONVERSION TABLES

Effective: June 26, 2004

Based on 261 Days

2088 Hours - 40 Hour Week

1827 Hours - 35 Hour Week

Annual	Bi-Weekly	Daily	Hourly Rates		Overtime Rates	
			35	40	35	40
152,291.17	5,834.91	583.49	83.36	72.94	125.03	109.40
152,511.65	5,843.36	584.34	83.48	73.04	125.22	109.56
153,147.48	5,867.72	586.77	83.83	73.35	125.74	110.02
153,722.17	5,889.74	588.97	84.14	73.62	126.21	110.43
153,944.50	5,898.26	589.83	84.26	73.73	126.39	110.59
154,597.84	5,923.29	592.33	84.62	74.04	126.93	111.06
154,601.60	5,923.43	592.34	84.62	74.04	126.93	111.06
156,110.02	5,981.23	598.12	85.45	74.77	128.17	112.15
156,336.32	5,989.90	598.99	85.57	74.87	128.36	112.31
156,499.32	5,996.14	599.61	85.66	74.95	128.49	112.43

Annual	Bi-Weekly	Daily	Hourly Rates		Overtime Rates	
			35	40	35	40
156,502.94	5,996.28	599.63	85.66	74.95	128.49	112.43
157,079.66	6,018.38	601.84	85.98	75.23	128.97	112.85
158,029.77	6,054.78	605.48	86.50	75.69	129.75	113.53
158,199.60	6,061.29	606.13	86.59	75.77	129.89	113.65
158,203.46	6,061.44	606.14	86.59	75.77	129.89	113.65
158,258.73	6,063.55	606.36	86.62	75.79	129.93	113.69
159,038.19	6,093.42	609.34	87.05	76.17	130.57	114.25
159,746.97	6,120.57	612.06	87.44	76.51	131.16	114.76
159,978.15	6,129.43	612.94	87.56	76.62	131.34	114.93
162,182.36	6,213.88	621.39	88.77	77.67	133.16	116.51

Annual	Bi-Weekly	Daily	Hourly Rates		Overtime Rates	
			35	40	35	40
162,186.10	6,214.03	621.40	88.77	77.68	133.16	116.51
163,768.37	6,274.65	627.47	89.64	78.43	134.46	117.65
164,005.81	6,283.75	628.38	89.77	78.55	134.65	117.82
164,166.02	6,289.89	628.99	89.86	78.62	134.78	117.94
164,170.04	6,290.04	629.00	89.86	78.63	134.79	117.94
164,928.90	6,319.11	631.91	90.27	78.99	135.41	118.48
165,771.77	6,351.41	635.14	90.73	79.39	136.10	119.09
166,011.80	6,360.61	636.06	90.87	79.51	136.30	119.26
170,132.44	6,518.48	651.85	93.12	81.48	139.68	122.22
170,136.62	6,518.64	651.86	93.12	81.48	139.68	122.22

These rates do not include clothing allowances paid through various negotiating units, therefore it is the agencies responsibility to factor in the proper amount in order to pay the overtime in accordance with the FLSA.

You are Viewing an Archived Copy from the New Jersey State Library
TWELVE MONTH
SALARY RATE CONVERSION TABLES

Effective: June 26, 2004

Based on 261 Days
 2088 Hours - 40 Hour Week
 1827 Hours - 35 Hour Week

Annual	Bi-Weekly	Daily	Hourly Rates		Overtime Rates	
			35	40	35	40
171,796.57	6,582.24	658.22	94.03	82.28	141.05	123.42
172,045.45	6,591.78	659.18	94.17	82.40	141.25	123.60

These rates do not include clothing allowances paid through various negotiating units, therefore it is the agencies responsibility to factor in the proper amount in order to pay the overtime in accordance with the FLSA.

TEN MONTH
 You are Viewing an Archived Copy from the New Jersey State Library
SALARY RATE CONVERSION TABLES

Effective: September 1, 2004

Based on 217 Days

1736 Hours - 40 Hour Week

1519 Hours - 35 Hour Week

Annual	Bi-Weekly	Daily	Hourly Rates		Overtime Rates	
			35	40	35	40
13,763.53	634.26	63.43	9.06	7.93	13.59	11.89
14,454.35	666.10	66.61	9.52	8.33	14.27	12.49
15,145.17	697.93	69.79	9.97	8.72	14.96	13.09
15,177.17	699.41	69.94	9.99	8.74	14.99	13.11
15,835.99	729.77	72.98	10.43	9.12	15.64	13.68
15,899.99	732.72	73.27	10.47	9.16	15.70	13.74
15,935.06	734.33	73.43	10.49	9.18	15.74	13.77
16,526.81	761.60	76.16	10.88	9.52	16.32	14.28
16,622.81	766.03	76.60	10.94	9.58	16.41	14.36
16,692.95	769.26	76.93	10.99	9.62	16.48	14.42

Annual	Bi-Weekly	Daily	Hourly Rates		Overtime Rates	
			35	40	35	40
16,730.78	771.00	77.10	11.01	9.64	16.52	14.46
17,024.52	784.54	78.45	11.21	9.81	16.81	14.71
17,024.93	784.56	78.46	11.21	9.81	16.81	14.71
17,191.02	792.21	79.22	11.32	9.90	16.98	14.85
17,211.81	793.17	79.32	11.33	9.92	17.00	14.87
17,217.63	793.44	79.34	11.34	9.92	17.00	14.88
17,345.63	799.34	79.93	11.42	9.99	17.13	14.99
17,450.84	804.19	80.42	11.49	10.05	17.23	15.08
17,526.50	807.67	80.77	11.54	10.10	17.31	15.14
17,567.28	809.55	80.96	11.57	10.12	17.35	15.18

Annual	Bi-Weekly	Daily	Hourly Rates		Overtime Rates	
			35	40	35	40
17,724.16	816.78	81.68	11.67	10.21	17.50	15.32
17,724.59	816.80	81.68	11.67	10.21	17.50	15.32
17,897.52	824.77	82.48	11.78	10.31	17.67	15.47
17,908.45	825.27	82.53	11.79	10.32	17.69	15.47
17,919.40	825.78	82.58	11.80	10.32	17.70	15.48
18,068.45	832.65	83.27	11.90	10.41	17.84	15.61
18,208.73	839.11	83.91	11.99	10.49	17.98	15.73
18,322.22	844.34	84.43	12.06	10.55	18.09	15.83
18,403.78	848.10	84.81	12.12	10.60	18.17	15.90
18,423.80	849.02	84.90	12.13	10.61	18.19	15.92

These rates do not include clothing allowances paid through various negotiating units, therefore it is the agencies responsibility to factor in the proper amount in order to pay the overtime in accordance with the FLSA.

Effective: September 1, 2004

Based on 217 Days

1736 Hours - 40 Hour Week

1519 Hours - 35 Hour Week

Annual	Bi-Weekly	Daily	Hourly Rates		Overtime Rates	
			35	40	35	40
18,424.25	849.04	84.90	12.13	10.61	18.19	15.92
18,447.56	850.12	85.01	12.15	10.63	18.22	15.94
18,456.35	850.52	85.05	12.15	10.63	18.23	15.95
18,456.78	850.54	85.05	12.15	10.63	18.23	15.95
18,599.27	857.11	85.71	12.24	10.71	18.37	16.07
18,604.02	857.33	85.73	12.25	10.72	18.37	16.08
18,626.99	858.39	85.84	12.26	10.73	18.39	16.10
18,636.85	858.84	85.88	12.27	10.74	18.40	16.10
18,659.75	859.90	85.99	12.28	10.75	18.43	16.12
18,791.27	865.96	86.60	12.37	10.82	18.56	16.24

Annual	Bi-Weekly	Daily	Hourly Rates		Overtime Rates	
			35	40	35	40
18,966.62	874.04	87.40	12.49	10.93	18.73	16.39
19,117.94	881.01	88.10	12.59	11.01	18.88	16.52
19,123.44	881.26	88.13	12.59	11.02	18.88	16.52
19,123.91	881.29	88.13	12.59	11.02	18.89	16.52
19,188.54	884.26	88.43	12.63	11.05	18.95	16.58
19,188.97	884.28	88.43	12.63	11.05	18.95	16.58
19,223.90	885.89	88.59	12.66	11.07	18.98	16.61
19,224.36	885.92	88.59	12.66	11.07	18.98	16.61
19,240.28	886.65	88.67	12.67	11.08	19.00	16.62
19,290.09	888.94	88.89	12.70	11.11	19.05	16.67

Annual	Bi-Weekly	Daily	Hourly Rates		Overtime Rates	
			35	40	35	40
19,310.52	889.89	88.99	12.71	11.12	19.07	16.69
19,327.84	890.68	89.07	12.72	11.13	19.09	16.70
19,334.58	890.99	89.10	12.73	11.14	19.09	16.71
19,371.56	892.70	89.27	12.75	11.16	19.13	16.74
19,376.18	892.91	89.29	12.76	11.16	19.13	16.74
19,400.10	894.01	89.40	12.77	11.18	19.16	16.76
19,411.92	894.56	89.46	12.78	11.18	19.17	16.77
19,436.04	895.67	89.57	12.80	11.20	19.19	16.79
19,514.09	899.27	89.93	12.85	11.24	19.27	16.86
19,724.51	908.96	90.90	12.99	11.36	19.48	17.04

These rates do not include clothing allowances paid through various negotiating units, therefore it is the agencies responsibility to factor in the proper amount in order to pay the overtime in accordance with the FLSA.

TEN MONTH
 You are Viewing an Archived Copy from the New Jersey State Library
SALARY RATE CONVERSION TABLES

Effective: September 1, 2004

Based on 217 Days

1736 Hours - 40 Hour Week

1519 Hours - 35 Hour Week

Annual	Bi-Weekly	Daily	Hourly Rates		Overtime Rates	
			35	40	35	40
19,823.08	913.51	91.35	13.05	11.42	19.58	17.13
19,823.57	913.53	91.35	13.05	11.42	19.58	17.13
19,913.66	917.68	91.77	13.11	11.47	19.67	17.21
19,920.73	918.01	91.80	13.11	11.48	19.67	17.21
19,921.16	918.03	91.80	13.12	11.48	19.67	17.21
19,991.45	921.26	92.13	13.16	11.52	19.74	17.27
19,991.94	921.29	92.13	13.16	11.52	19.74	17.27
20,017.02	922.44	92.24	13.18	11.53	19.77	17.30
20,029.89	923.04	92.30	13.19	11.54	19.78	17.31
20,030.37	923.06	92.31	13.19	11.54	19.78	17.31

Annual	Bi-Weekly	Daily	Hourly Rates		Overtime Rates	
			35	40	35	40
20,042.17	923.60	92.36	13.19	11.55	19.79	17.32
20,076.78	925.20	92.52	13.22	11.57	19.83	17.35
20,115.51	926.98	92.70	13.24	11.59	19.86	17.38
20,140.45	928.13	92.81	13.26	11.60	19.89	17.40
20,186.99	930.28	93.03	13.29	11.63	19.94	17.44
20,208.12	931.25	93.13	13.30	11.64	19.96	17.46
20,212.33	931.44	93.14	13.31	11.64	19.96	17.46
20,225.79	932.06	93.21	13.32	11.65	19.97	17.48
20,236.91	932.58	93.26	13.32	11.66	19.98	17.49
20,251.08	933.23	93.32	13.33	11.67	20.00	17.50

Annual	Bi-Weekly	Daily	Hourly Rates		Overtime Rates	
			35	40	35	40
20,295.56	935.28	93.53	13.36	11.69	20.04	17.54
20,342.18	937.43	93.74	13.39	11.72	20.09	17.58
20,482.40	943.89	94.39	13.48	11.80	20.23	17.70
20,522.72	945.75	94.58	13.51	11.82	20.27	17.73
20,523.23	945.77	94.58	13.51	11.82	20.27	17.73
20,652.92	951.75	95.18	13.60	11.90	20.39	17.85
20,653.35	951.77	95.18	13.60	11.90	20.40	17.85
20,709.38	954.35	95.44	13.63	11.93	20.45	17.89
20,723.52	955.00	95.50	13.64	11.94	20.46	17.91
20,749.76	956.21	95.62	13.66	11.95	20.49	17.93

These rates do not include clothing allowances paid through various negotiating units, therefore it is the agencies responsibility to factor in the proper amount in order to pay the overtime in accordance with the FLSA.

SALARY RATE CONVERSION TABLES

Effective: September 1, 2004

Based on 217 Days

1736 Hours - 40 Hour Week

1519 Hours - 35 Hour Week

Annual	Bi-Weekly	Daily	Hourly Rates		Overtime Rates	
			35	40	35	40
20,759.00	956.64	95.66	13.67	11.96	20.50	17.94
20,759.52	956.66	95.67	13.67	11.96	20.50	17.94
20,835.88	960.18	96.02	13.72	12.00	20.58	18.00
20,836.38	960.20	96.02	13.72	12.00	20.58	18.00
20,854.84	961.05	96.11	13.73	12.01	20.59	18.02
20,877.13	962.08	96.21	13.74	12.03	20.62	18.04
20,877.64	962.10	96.21	13.74	12.03	20.62	18.04
20,880.80	962.25	96.23	13.75	12.03	20.62	18.04
20,913.28	963.75	96.38	13.77	12.05	20.65	18.07
20,962.06	965.99	96.60	13.80	12.08	20.70	18.11

Annual	Bi-Weekly	Daily	Hourly Rates		Overtime Rates	
			35	40	35	40
20,988.62	967.22	96.72	13.82	12.09	20.73	18.14
21,039.66	969.57	96.96	13.85	12.12	20.78	18.18
21,066.12	970.79	97.08	13.87	12.14	20.80	18.20
21,081.32	971.49	97.15	13.88	12.14	20.82	18.22
21,088.40	971.82	97.18	13.88	12.15	20.82	18.22
21,107.87	972.71	97.27	13.90	12.16	20.84	18.24
21,219.56	977.86	97.79	13.97	12.22	20.95	18.33
21,222.36	977.99	97.80	13.97	12.23	20.96	18.34
21,222.89	978.01	97.80	13.97	12.23	20.96	18.34
21,240.29	978.82	97.88	13.98	12.24	20.97	18.35

Annual	Bi-Weekly	Daily	Hourly Rates		Overtime Rates	
			35	40	35	40
21,312.80	982.16	98.22	14.03	12.28	21.05	18.42
21,359.43	984.31	98.43	14.06	12.30	21.09	18.46
21,385.11	985.49	98.55	14.08	12.32	21.12	18.48
21,385.54	985.51	98.55	14.08	12.32	21.12	18.48
21,430.02	987.56	98.76	14.11	12.34	21.16	18.52
21,457.35	988.82	98.88	14.13	12.36	21.19	18.54
21,505.10	991.02	99.10	14.16	12.39	21.24	18.58
21,526.55	992.01	99.20	14.17	12.40	21.26	18.60
21,527.10	992.03	99.20	14.17	12.40	21.26	18.60
21,594.17	995.12	99.51	14.22	12.44	21.32	18.66

These rates do not include clothing allowances paid through various negotiating units, therefore it is the agencies responsibility to factor in the proper amount in order to pay the overtime in accordance with the FLSA.

TEN MONTH
 You are Viewing an Archived Copy from the New Jersey State Library
SALARY RATE CONVERSION TABLES

Effective: September 1, 2004

Based on 217 Days

1736 Hours - 40 Hour Week

1519 Hours - 35 Hour Week

Annual	Bi-Weekly	Daily	Hourly Rates		Overtime Rates	
			35	40	35	40
21,621.15	996.37	99.64	14.23	12.46	21.35	18.68
21,641.87	997.32	99.73	14.25	12.47	21.37	18.70
21,642.39	997.35	99.74	14.25	12.47	21.37	18.70
21,724.37	1,001.12	100.11	14.30	12.51	21.45	18.77
21,724.91	1,001.15	100.12	14.30	12.51	21.45	18.77
21,737.13	1,001.71	100.17	14.31	12.52	21.47	18.78
21,737.73	1,001.74	100.17	14.31	12.52	21.47	18.78
21,749.78	1,002.29	100.23	14.32	12.53	21.48	18.79
21,764.91	1,002.99	100.30	14.33	12.54	21.49	18.81
21,768.75	1,003.17	100.32	14.33	12.54	21.50	18.81

Annual	Bi-Weekly	Daily	Hourly Rates		Overtime Rates	
			35	40	35	40
21,769.26	1,003.19	100.32	14.33	12.54	21.50	18.81
21,853.53	1,007.08	100.71	14.39	12.59	21.58	18.88
21,881.16	1,008.35	100.84	14.41	12.60	21.61	18.91
21,922.00	1,010.23	101.02	14.43	12.63	21.65	18.94
21,922.55	1,010.26	101.03	14.43	12.63	21.65	18.94
21,936.85	1,010.91	101.09	14.44	12.64	21.66	18.95
21,964.66	1,012.20	101.22	14.46	12.65	21.69	18.98
21,968.68	1,012.38	101.24	14.46	12.66	21.69	18.98
21,981.65	1,012.98	101.30	14.47	12.66	21.71	18.99
22,009.53	1,014.26	101.43	14.49	12.68	21.73	19.02

Annual	Bi-Weekly	Daily	Hourly Rates		Overtime Rates	
			35	40	35	40
22,117.30	1,019.23	101.92	14.56	12.74	21.84	19.11
22,117.73	1,019.25	101.93	14.56	12.74	21.84	19.11
22,136.52	1,020.12	102.01	14.57	12.75	21.86	19.13
22,143.56	1,020.44	102.04	14.58	12.76	21.87	19.13
22,164.94	1,021.43	102.14	14.59	12.77	21.89	19.15
22,283.42	1,026.89	102.69	14.67	12.84	22.01	19.25
22,294.10	1,027.38	102.74	14.68	12.84	22.02	19.26
22,294.68	1,027.40	102.74	14.68	12.84	22.02	19.26
22,300.82	1,027.69	102.77	14.68	12.85	22.02	19.27
22,333.50	1,029.19	102.92	14.70	12.87	22.05	19.30

These rates do not include clothing allowances paid through various negotiating units, therefore it is the agencies responsibility to factor in the proper amount in order to pay the overtime in accordance with the FLSA.

Effective: September 1, 2004

Based on 217 Days

1736 Hours - 40 Hour Week

1519 Hours - 35 Hour Week

Annual	Bi-Weekly	Daily	Hourly Rates		Overtime Rates	
			35	40	35	40
22,361.50	1,030.48	103.05	14.72	12.88	22.08	19.32
22,376.68	1,031.18	103.12	14.73	12.89	22.10	19.34
22,426.24	1,033.47	103.35	14.76	12.92	22.15	19.38
22,447.86	1,034.46	103.45	14.78	12.93	22.17	19.40
22,448.40	1,034.49	103.45	14.78	12.93	22.17	19.40
22,512.20	1,037.43	103.74	14.82	12.97	22.23	19.45
22,541.20	1,038.76	103.88	14.84	12.99	22.26	19.48
22,571.61	1,040.17	104.02	14.86	13.00	22.29	19.50
22,572.18	1,040.19	104.02	14.86	13.00	22.29	19.50
22,586.28	1,040.84	104.08	14.87	13.01	22.30	19.52

Annual	Bi-Weekly	Daily	Hourly Rates		Overtime Rates	
			35	40	35	40
22,621.64	1,042.47	104.25	14.89	13.03	22.34	19.55
22,622.21	1,042.50	104.25	14.89	13.03	22.34	19.55
22,660.37	1,044.26	104.43	14.92	13.05	22.38	19.58
22,660.88	1,044.28	104.43	14.92	13.05	22.38	19.58
22,667.40	1,044.58	104.46	14.92	13.06	22.38	19.59
22,674.94	1,044.93	104.49	14.93	13.06	22.39	19.59
22,696.20	1,045.91	104.59	14.94	13.07	22.41	19.61
22,704.60	1,046.29	104.63	14.95	13.08	22.42	19.62
22,705.14	1,046.32	104.63	14.95	13.08	22.42	19.62
22,792.38	1,050.34	105.03	15.01	13.13	22.51	19.69

Annual	Bi-Weekly	Daily	Hourly Rates		Overtime Rates	
			35	40	35	40
22,821.45	1,051.68	105.17	15.02	13.15	22.54	19.72
22,843.02	1,052.67	105.27	15.04	13.16	22.56	19.74
22,848.96	1,052.95	105.30	15.04	13.16	22.56	19.74
22,849.49	1,052.97	105.30	15.04	13.16	22.56	19.74
22,849.92	1,052.99	105.30	15.04	13.16	22.56	19.74
22,872.53	1,054.03	105.40	15.06	13.18	22.59	19.76
22,881.98	1,054.47	105.45	15.06	13.18	22.60	19.77
22,911.19	1,055.82	105.58	15.08	13.20	22.62	19.80
22,926.66	1,056.53	105.65	15.09	13.21	22.64	19.81
22,955.93	1,057.88	105.79	15.11	13.22	22.67	19.83

These rates do not include clothing allowances paid through various negotiating units, therefore it is the agencies responsibility to factor in the proper amount in order to pay the overtime in accordance with the FLSA.

SALARY RATE CONVERSION TABLES

Effective: September 1, 2004

Based on 217 Days

1736 Hours - 40 Hour Week

1519 Hours - 35 Hour Week

Annual	Bi-Weekly	Daily	Hourly Rates		Overtime Rates	
			35	40	35	40
23,061.65	1,062.75	106.28	15.18	13.28	22.77	19.93
23,062.26	1,062.78	106.28	15.18	13.29	22.77	19.93
23,067.56	1,063.02	106.30	15.19	13.29	22.78	19.93
23,072.83	1,063.26	106.33	15.19	13.29	22.78	19.94
23,101.85	1,064.60	106.46	15.21	13.31	22.81	19.96
23,253.85	1,071.61	107.16	15.31	13.40	22.96	20.09
23,254.04	1,071.61	107.16	15.31	13.40	22.96	20.09
23,254.41	1,071.63	107.16	15.31	13.40	22.96	20.09
23,287.27	1,073.15	107.32	15.33	13.41	23.00	20.12
23,317.49	1,074.54	107.45	15.35	13.43	23.03	20.15

Annual	Bi-Weekly	Daily	Hourly Rates		Overtime Rates	
			35	40	35	40
23,393.93	1,078.06	107.81	15.40	13.48	23.10	20.21
23,418.85	1,079.21	107.92	15.42	13.49	23.13	20.24
23,419.45	1,079.24	107.92	15.42	13.49	23.13	20.24
23,422.78	1,079.39	107.94	15.42	13.49	23.13	20.24
23,481.27	1,082.09	108.21	15.46	13.53	23.19	20.29
23,493.05	1,082.63	108.26	15.47	13.53	23.20	20.30
23,511.24	1,083.47	108.35	15.48	13.54	23.22	20.31
23,545.52	1,085.05	108.51	15.50	13.56	23.25	20.34
23,551.99	1,085.35	108.54	15.51	13.57	23.26	20.35
23,552.50	1,085.37	108.54	15.51	13.57	23.26	20.35

Annual	Bi-Weekly	Daily	Hourly Rates		Overtime Rates	
			35	40	35	40
23,581.68	1,086.71	108.67	15.52	13.58	23.29	20.38
23,582.11	1,086.73	108.67	15.53	13.58	23.29	20.38
23,612.15	1,088.12	108.81	15.55	13.60	23.32	20.40
23,640.45	1,089.42	108.94	15.56	13.62	23.34	20.43
23,641.02	1,089.45	108.95	15.56	13.62	23.35	20.43
23,647.91	1,089.77	108.98	15.57	13.62	23.35	20.43
23,659.45	1,090.30	109.03	15.58	13.63	23.36	20.44
23,678.24	1,091.16	109.12	15.59	13.64	23.38	20.46
23,687.69	1,091.60	109.16	15.59	13.65	23.39	20.47
23,688.25	1,091.62	109.16	15.60	13.65	23.39	20.47

These rates do not include clothing allowances paid through various negotiating units, therefore it is the agencies responsibility to factor in the proper amount in order to pay the overtime in accordance with the FLSA.

SALARY RATE CONVERSION TABLES

Effective: September 1, 2004

Based on 217 Days

1736 Hours - 40 Hour Week

1519 Hours - 35 Hour Week

Annual	Bi-Weekly	Daily	Hourly Rates		Overtime Rates	
			35	40	35	40
23,729.24	1,093.51	109.35	15.62	13.67	23.43	20.50
23,782.31	1,095.96	109.60	15.66	13.70	23.49	20.55
23,812.16	1,097.33	109.73	15.68	13.72	23.51	20.58
23,812.85	1,097.37	109.74	15.68	13.72	23.52	20.58
23,829.20	1,098.12	109.81	15.69	13.73	23.53	20.59
23,829.84	1,098.15	109.82	15.69	13.73	23.53	20.59
23,842.20	1,098.72	109.87	15.70	13.73	23.54	20.60
23,871.67	1,100.08	110.01	15.72	13.75	23.57	20.63
23,902.33	1,101.49	110.15	15.74	13.77	23.60	20.65
23,919.35	1,102.27	110.23	15.75	13.78	23.62	20.67

Annual	Bi-Weekly	Daily	Hourly Rates		Overtime Rates	
			35	40	35	40
23,950.10	1,103.69	110.37	15.77	13.80	23.65	20.69
23,991.56	1,105.60	110.56	15.79	13.82	23.69	20.73
24,059.84	1,108.75	110.88	15.84	13.86	23.76	20.79
24,060.42	1,108.78	110.88	15.84	13.86	23.76	20.79
24,062.34	1,108.86	110.89	15.84	13.86	23.76	20.79
24,093.78	1,110.31	111.03	15.86	13.88	23.79	20.82
24,224.66	1,116.34	111.63	15.95	13.95	23.92	20.93
24,266.09	1,118.25	111.83	15.98	13.98	23.96	20.97
24,266.72	1,118.28	111.83	15.98	13.98	23.96	20.97
24,295.14	1,119.59	111.96	15.99	14.00	23.99	20.99

Annual	Bi-Weekly	Daily	Hourly Rates		Overtime Rates	
			35	40	35	40
24,326.28	1,121.03	112.10	16.02	14.01	24.02	21.02
24,411.18	1,124.94	112.49	16.07	14.06	24.11	21.09
24,443.61	1,126.43	112.64	16.09	14.08	24.14	21.12
24,444.12	1,126.46	112.65	16.09	14.08	24.14	21.12
24,503.44	1,129.19	112.92	16.13	14.12	24.20	21.17
24,535.03	1,130.65	113.07	16.15	14.13	24.23	21.20
24,549.36	1,131.31	113.13	16.16	14.14	24.24	21.21
24,559.86	1,131.79	113.18	16.17	14.15	24.25	21.22
24,576.30	1,132.55	113.26	16.18	14.16	24.27	21.24
24,576.90	1,132.58	113.26	16.18	14.16	24.27	21.24

These rates do not include clothing allowances paid through various negotiating units, therefore it is the agencies responsibility to factor in the proper amount in order to pay the overtime in accordance with the FLSA.

Effective: September 1, 2004

Based on 217 Days

1736 Hours - 40 Hour Week

1519 Hours - 35 Hour Week

Annual	Bi-Weekly	Daily	Hourly Rates		Overtime Rates	
			35	40	35	40
24,596.75	1,133.49	113.35	16.19	14.17	24.29	21.25
24,597.42	1,133.52	113.35	16.19	14.17	24.29	21.25
24,609.52	1,134.08	113.41	16.20	14.18	24.30	21.26
24,643.96	1,135.67	113.57	16.22	14.20	24.34	21.29
24,664.80	1,136.63	113.66	16.24	14.21	24.36	21.31
24,670.78	1,136.90	113.69	16.24	14.21	24.36	21.32
24,671.36	1,136.93	113.69	16.24	14.21	24.36	21.32
24,682.64	1,137.45	113.75	16.25	14.22	24.37	21.33
24,691.25	1,137.85	113.79	16.26	14.22	24.38	21.33
24,714.51	1,138.92	113.89	16.27	14.24	24.41	21.35

Annual	Bi-Weekly	Daily	Hourly Rates		Overtime Rates	
			35	40	35	40
24,717.99	1,139.08	113.91	16.27	14.24	24.41	21.36
24,718.60	1,139.11	113.91	16.27	14.24	24.41	21.36
24,720.18	1,139.18	113.92	16.27	14.24	24.41	21.36
24,816.68	1,143.63	114.36	16.34	14.30	24.51	21.44
24,837.41	1,144.58	114.46	16.35	14.31	24.53	21.46
24,848.73	1,145.10	114.51	16.36	14.31	24.54	21.47
24,865.83	1,145.89	114.59	16.37	14.32	24.56	21.49
24,866.43	1,145.92	114.59	16.37	14.32	24.56	21.49
24,870.07	1,146.09	114.61	16.37	14.33	24.56	21.49
24,912.04	1,148.02	114.80	16.40	14.35	24.60	21.53

Annual	Bi-Weekly	Daily	Hourly Rates		Overtime Rates	
			35	40	35	40
24,915.56	1,148.18	114.82	16.40	14.35	24.60	21.53
24,944.27	1,149.51	114.95	16.42	14.37	24.63	21.55
24,959.74	1,150.22	115.02	16.43	14.38	24.65	21.57
24,992.05	1,151.71	115.17	16.45	14.40	24.68	21.59
25,109.01	1,157.10	115.71	16.53	14.46	24.80	21.70
25,113.33	1,157.30	115.73	16.53	14.47	24.80	21.70
25,113.99	1,157.33	115.73	16.53	14.47	24.80	21.70
25,141.32	1,158.59	115.86	16.55	14.48	24.83	21.72
25,195.28	1,161.07	116.11	16.59	14.51	24.88	21.77
25,335.23	1,167.52	116.75	16.68	14.59	25.02	21.89

These rates do not include clothing allowances paid through various negotiating units, therefore it is the agencies responsibility to factor in the proper amount in order to pay the overtime in accordance with the FLSA.

Effective: September 1, 2004

Based on 217 Days

1736 Hours - 40 Hour Week

1519 Hours - 35 Hour Week

Annual	Bi-Weekly	Daily	Hourly Rates		Overtime Rates	
			35	40	35	40
25,335.74	1,167.55	116.76	16.68	14.59	25.02	21.89
25,358.97	1,168.62	116.86	16.70	14.61	25.04	21.91
25,391.82	1,170.13	117.01	16.72	14.63	25.07	21.94
25,407.30	1,170.84	117.08	16.73	14.64	25.09	21.95
25,428.43	1,171.82	117.18	16.74	14.65	25.11	21.97
25,486.57	1,174.50	117.45	16.78	14.68	25.17	22.02
25,512.15	1,175.68	117.57	16.80	14.70	25.19	22.04
25,512.78	1,175.70	117.57	16.80	14.70	25.19	22.04
25,582.97	1,178.94	117.89	16.84	14.74	25.26	22.11
25,616.17	1,180.47	118.05	16.86	14.76	25.30	22.13

Annual	Bi-Weekly	Daily	Hourly Rates		Overtime Rates	
			35	40	35	40
25,626.67	1,180.95	118.10	16.87	14.76	25.31	22.14
25,628.47	1,181.04	118.10	16.87	14.76	25.31	22.14
25,653.87	1,182.21	118.22	16.89	14.78	25.33	22.17
25,654.47	1,182.23	118.22	16.89	14.78	25.33	22.17
25,671.82	1,183.03	118.30	16.90	14.79	25.35	22.18
25,672.44	1,183.06	118.31	16.90	14.79	25.35	22.18
25,723.05	1,185.39	118.54	16.93	14.82	25.40	22.23
25,748.29	1,186.56	118.66	16.95	14.83	25.43	22.25
25,748.95	1,186.59	118.66	16.95	14.83	25.43	22.25
25,761.69	1,187.17	118.72	16.96	14.84	25.44	22.26

Annual	Bi-Weekly	Daily	Hourly Rates		Overtime Rates	
			35	40	35	40
25,784.08	1,188.21	118.82	16.97	14.85	25.46	22.28
25,795.13	1,188.72	118.87	16.98	14.86	25.47	22.29
25,798.53	1,188.87	118.89	16.98	14.86	25.48	22.29
25,799.15	1,188.90	118.89	16.98	14.86	25.48	22.29
25,839.56	1,190.76	119.08	17.01	14.89	25.52	22.33
25,894.84	1,193.31	119.33	17.05	14.92	25.57	22.37
25,904.73	1,193.77	119.38	17.05	14.92	25.58	22.38
25,922.88	1,194.60	119.46	17.07	14.93	25.60	22.40
25,938.44	1,195.32	119.53	17.08	14.94	25.61	22.41
25,940.86	1,195.43	119.54	17.08	14.94	25.62	22.41

These rates do not include clothing allowances paid through various negotiating units, therefore it is the agencies responsibility to factor in the proper amount in order to pay the overtime in accordance with the FLSA.

Effective: September 1, 2004

Based on 217 Days

1736 Hours - 40 Hour Week

1519 Hours - 35 Hour Week

Annual	Bi-Weekly	Daily	Hourly Rates		Overtime Rates	
			35	40	35	40
25,955.98	1,196.13	119.61	17.09	14.95	25.63	22.43
25,956.36	1,196.15	119.62	17.09	14.95	25.63	22.43
25,960.57	1,196.34	119.63	17.09	14.95	25.64	22.43
25,961.26	1,196.37	119.64	17.09	14.96	25.64	22.43
26,000.13	1,198.16	119.82	17.12	14.98	25.68	22.47
26,034.00	1,199.72	119.97	17.14	15.00	25.71	22.50
26,050.85	1,200.50	120.05	17.15	15.01	25.73	22.51
26,084.75	1,202.06	120.21	17.17	15.03	25.76	22.54
26,165.90	1,205.80	120.58	17.23	15.07	25.84	22.61
26,214.50	1,208.04	120.80	17.26	15.10	25.89	22.65

Annual	Bi-Weekly	Daily	Hourly Rates		Overtime Rates	
			35	40	35	40
26,226.85	1,208.61	120.86	17.27	15.11	25.90	22.66
26,227.36	1,208.63	120.86	17.27	15.11	25.90	22.66
26,248.61	1,209.61	120.96	17.28	15.12	25.92	22.68
26,423.78	1,217.69	121.77	17.40	15.22	26.09	22.83
26,445.68	1,218.69	121.87	17.41	15.23	26.12	22.85
26,448.00	1,218.80	121.88	17.41	15.24	26.12	22.85
26,448.66	1,218.83	121.88	17.41	15.24	26.12	22.85
26,483.30	1,220.43	122.04	17.44	15.26	26.15	22.88
26,517.83	1,222.02	122.20	17.46	15.28	26.19	22.91
26,520.69	1,222.15	122.22	17.46	15.28	26.19	22.92

Annual	Bi-Weekly	Daily	Hourly Rates		Overtime Rates	
			35	40	35	40
26,612.98	1,226.40	122.64	17.52	15.33	26.28	23.00
26,636.96	1,227.51	122.75	17.54	15.34	26.30	23.02
26,637.58	1,227.54	122.75	17.54	15.34	26.30	23.02
26,693.48	1,230.11	123.01	17.57	15.38	26.36	23.06
26,706.70	1,230.72	123.07	17.58	15.38	26.37	23.08
26,741.53	1,232.33	123.23	17.61	15.40	26.41	23.11
26,754.85	1,232.94	123.29	17.61	15.41	26.42	23.12
26,778.59	1,234.04	123.40	17.63	15.43	26.44	23.14
26,779.30	1,234.07	123.41	17.63	15.43	26.45	23.14
26,807.81	1,235.38	123.54	17.65	15.44	26.47	23.16

These rates do not include clothing allowances paid through various negotiating units, therefore it is the agencies responsibility to factor in the proper amount in order to pay the overtime in accordance with the FLSA.

TEN MONTH
 You are Viewing an Archived Copy from the New Jersey State Library
SALARY RATE CONVERSION TABLES

Effective: September 1, 2004

Based on 217 Days

1736 Hours - 40 Hour Week

1519 Hours - 35 Hour Week

Annual	Bi-Weekly	Daily	Hourly Rates		Overtime Rates	
			35	40	35	40
26,808.53	1,235.42	123.54	17.65	15.44	26.47	23.16
26,879.07	1,238.67	123.87	17.70	15.48	26.54	23.22
26,879.70	1,238.70	123.87	17.70	15.48	26.54	23.23
26,897.42	1,239.51	123.95	17.71	15.49	26.56	23.24
26,903.36	1,239.79	123.98	17.71	15.50	26.57	23.25
26,932.20	1,241.12	124.11	17.73	15.51	26.60	23.27
26,932.61	1,241.13	124.11	17.73	15.51	26.60	23.27
26,932.84	1,241.14	124.11	17.73	15.51	26.60	23.27
27,040.52	1,246.11	124.61	17.80	15.58	26.70	23.36
27,069.50	1,247.44	124.74	17.82	15.59	26.73	23.39

Annual	Bi-Weekly	Daily	Hourly Rates		Overtime Rates	
			35	40	35	40
27,070.03	1,247.47	124.75	17.82	15.59	26.73	23.39
27,075.95	1,247.74	124.77	17.83	15.60	26.74	23.40
27,105.40	1,249.10	124.91	17.84	15.61	26.77	23.42
27,118.47	1,249.70	124.97	17.85	15.62	26.78	23.43
27,118.98	1,249.72	124.97	17.85	15.62	26.78	23.43
27,136.52	1,250.53	125.05	17.87	15.63	26.80	23.45
27,141.96	1,250.78	125.08	17.87	15.64	26.80	23.45
27,177.45	1,252.42	125.24	17.89	15.66	26.84	23.48
27,191.78	1,253.08	125.31	17.90	15.66	26.85	23.49
27,195.61	1,253.25	125.33	17.90	15.67	26.86	23.50

Annual	Bi-Weekly	Daily	Hourly Rates		Overtime Rates	
			35	40	35	40
27,231.19	1,254.89	125.49	17.93	15.69	26.89	23.53
27,240.65	1,255.33	125.53	17.93	15.69	26.90	23.54
27,253.10	1,255.90	125.59	17.94	15.70	26.91	23.55
27,360.99	1,260.88	126.09	18.01	15.76	27.02	23.64
27,383.63	1,261.92	126.19	18.03	15.77	27.04	23.66
27,383.85	1,261.93	126.19	18.03	15.77	27.04	23.66
27,384.54	1,261.96	126.20	18.03	15.78	27.04	23.66
27,419.49	1,263.57	126.36	18.05	15.80	27.08	23.69
27,462.93	1,265.57	126.56	18.08	15.82	27.12	23.73
27,597.49	1,271.77	127.18	18.17	15.90	27.25	23.85

These rates do not include clothing allowances paid through various negotiating units, therefore it is the agencies responsibility to factor in the proper amount in order to pay the overtime in accordance with the FLSA.

SALARY RATE CONVERSION TABLES

Effective: September 1, 2004

Based on 217 Days

1736 Hours - 40 Hour Week

1519 Hours - 35 Hour Week

Annual	Bi-Weekly	Daily	Hourly Rates		Overtime Rates	
			35	40	35	40
27,620.05	1,272.81	127.28	18.18	15.91	27.27	23.87
27,620.69	1,272.84	127.28	18.18	15.91	27.27	23.87
27,634.08	1,273.46	127.35	18.19	15.92	27.29	23.88
27,651.71	1,274.27	127.43	18.20	15.93	27.31	23.89
27,687.93	1,275.94	127.59	18.23	15.95	27.34	23.92
27,688.93	1,275.99	127.60	18.23	15.95	27.34	23.93
27,760.29	1,279.28	127.93	18.28	15.99	27.41	23.99
27,786.65	1,280.49	128.05	18.29	16.01	27.44	24.01
27,808.89	1,281.52	128.15	18.31	16.02	27.46	24.03
27,809.65	1,281.55	128.16	18.31	16.02	27.46	24.03

Annual	Bi-Weekly	Daily	Hourly Rates		Overtime Rates	
			35	40	35	40
27,890.11	1,285.26	128.53	18.36	16.07	27.54	24.10
27,926.78	1,286.95	128.70	18.39	16.09	27.58	24.13
27,959.61	1,288.46	128.85	18.41	16.11	27.61	24.16
27,960.25	1,288.49	128.85	18.41	16.11	27.61	24.16
28,010.09	1,290.79	129.08	18.44	16.14	27.66	24.20
28,010.60	1,290.81	129.08	18.44	16.14	27.66	24.20
28,022.64	1,291.37	129.14	18.45	16.14	27.67	24.21
28,065.87	1,293.36	129.34	18.48	16.17	27.72	24.25
28,066.53	1,293.39	129.34	18.48	16.17	27.72	24.25
28,080.91	1,294.05	129.41	18.49	16.18	27.73	24.26

Annual	Bi-Weekly	Daily	Hourly Rates		Overtime Rates	
			35	40	35	40
28,117.90	1,295.76	129.58	18.51	16.20	27.77	24.30
28,121.89	1,295.94	129.59	18.51	16.20	27.77	24.30
28,122.57	1,295.97	129.60	18.51	16.20	27.77	24.30
28,233.07	1,301.06	130.11	18.59	16.26	27.88	24.39
28,244.16	1,301.57	130.16	18.59	16.27	27.89	24.41
28,270.15	1,302.77	130.28	18.61	16.29	27.92	24.43
28,283.96	1,303.41	130.34	18.62	16.29	27.93	24.44
28,298.20	1,304.06	130.41	18.63	16.30	27.94	24.45
28,319.70	1,305.06	130.51	18.64	16.31	27.97	24.47
28,320.42	1,305.09	130.51	18.64	16.31	27.97	24.47

These rates do not include clothing allowances paid through various negotiating units, therefore it is the agencies responsibility to factor in the proper amount in order to pay the overtime in accordance with the FLSA.

TEN MONTH
 You are Viewing an Archived Copy from the New Jersey State Library
SALARY RATE CONVERSION TABLES

Effective: September 1, 2004

Based on 217 Days

1736 Hours - 40 Hour Week

1519 Hours - 35 Hour Week

Annual	Bi-Weekly	Daily	Hourly Rates		Overtime Rates	
			35	40	35	40
28,321.15	1,305.12	130.51	18.65	16.31	27.97	24.47
28,340.37	1,306.01	130.60	18.66	16.33	27.99	24.49
28,377.63	1,307.72	130.77	18.68	16.35	28.02	24.52
28,396.93	1,308.61	130.86	18.69	16.36	28.04	24.54
28,427.58	1,310.03	131.00	18.72	16.38	28.07	24.56
28,434.36	1,310.34	131.03	18.72	16.38	28.08	24.57
28,480.18	1,312.45	131.25	18.75	16.41	28.12	24.61
28,540.44	1,315.23	131.52	18.79	16.44	28.18	24.66
28,550.22	1,315.68	131.57	18.80	16.45	28.19	24.67
28,582.00	1,317.14	131.71	18.82	16.46	28.22	24.70

Annual	Bi-Weekly	Daily	Hourly Rates		Overtime Rates	
			35	40	35	40
28,596.72	1,317.82	131.78	18.83	16.47	28.24	24.71
28,602.90	1,318.11	131.81	18.83	16.48	28.25	24.71
28,603.14	1,318.12	131.81	18.83	16.48	28.25	24.71
28,603.80	1,318.15	131.82	18.83	16.48	28.25	24.72
28,614.27	1,318.63	131.86	18.84	16.48	28.26	24.72
28,634.33	1,319.55	131.96	18.85	16.49	28.28	24.74
28,747.47	1,324.77	132.48	18.93	16.56	28.39	24.84
28,818.45	1,328.04	132.80	18.97	16.60	28.46	24.90
28,827.10	1,328.44	132.84	18.98	16.61	28.47	24.91
28,839.19	1,328.99	132.90	18.99	16.61	28.48	24.92

Annual	Bi-Weekly	Daily	Hourly Rates		Overtime Rates	
			35	40	35	40
28,840.00	1,329.03	132.90	18.99	16.61	28.48	24.92
28,857.17	1,329.82	132.98	19.00	16.62	28.50	24.93
28,882.80	1,331.00	133.10	19.01	16.64	28.52	24.96
28,914.89	1,332.48	133.25	19.04	16.66	28.55	24.98
28,920.95	1,332.76	133.28	19.04	16.66	28.56	24.99
29,040.15	1,338.26	133.83	19.12	16.73	28.68	25.09
29,040.80	1,338.29	133.83	19.12	16.73	28.68	25.09
29,121.30	1,342.00	134.20	19.17	16.78	28.76	25.16
29,141.92	1,342.95	134.30	19.19	16.79	28.78	25.18
29,159.85	1,343.77	134.38	19.20	16.80	28.80	25.20

These rates do not include clothing allowances paid through various negotiating units, therefore it is the agencies responsibility to factor in the proper amount in order to pay the overtime in accordance with the FLSA.

TEN MONTH
 You are Viewing an Archived Copy from the New Jersey State Library
SALARY RATE CONVERSION TABLES

Effective: September 1, 2004

Based on 217 Days

1736 Hours - 40 Hour Week

1519 Hours - 35 Hour Week

Annual	Bi-Weekly	Daily	Hourly Rates		Overtime Rates	
			35	40	35	40
29,199.54	1,345.60	134.56	19.22	16.82	28.83	25.23
29,200.22	1,345.63	134.56	19.22	16.82	28.83	25.23
29,235.41	1,347.25	134.73	19.25	16.84	28.87	25.26
29,255.55	1,348.18	134.82	19.26	16.85	28.89	25.28
29,256.30	1,348.22	134.82	19.26	16.85	28.89	25.28
29,311.58	1,350.76	135.08	19.30	16.89	28.95	25.33
29,312.30	1,350.80	135.08	19.30	16.89	28.95	25.33
29,324.18	1,351.34	135.13	19.31	16.89	28.96	25.34
29,362.85	1,353.13	135.31	19.33	16.91	29.00	25.37
29,373.67	1,353.63	135.36	19.34	16.92	29.01	25.38

Annual	Bi-Weekly	Daily	Hourly Rates		Overtime Rates	
			35	40	35	40
29,374.36	1,353.66	135.37	19.34	16.92	29.01	25.38
29,418.82	1,355.71	135.57	19.37	16.95	29.05	25.42
29,485.13	1,358.76	135.88	19.41	16.99	29.12	25.48
29,524.07	1,360.56	136.06	19.44	17.01	29.16	25.51
29,541.73	1,361.37	136.14	19.45	17.02	29.17	25.53
29,566.51	1,362.51	136.25	19.46	17.03	29.20	25.55
29,580.73	1,363.17	136.32	19.47	17.04	29.21	25.56
29,586.23	1,363.42	136.34	19.48	17.04	29.22	25.56
29,586.91	1,363.45	136.35	19.48	17.04	29.22	25.56
29,598.25	1,363.97	136.40	19.49	17.05	29.23	25.58

Annual	Bi-Weekly	Daily	Hourly Rates		Overtime Rates	
			35	40	35	40
29,637.53	1,365.78	136.58	19.51	17.07	29.27	25.61
29,660.94	1,366.86	136.69	19.53	17.09	29.29	25.63
29,663.38	1,366.98	136.70	19.53	17.09	29.29	25.63
29,700.15	1,368.67	136.87	19.55	17.11	29.33	25.66
29,840.23	1,375.13	137.51	19.65	17.19	29.47	25.78
29,847.34	1,375.45	137.55	19.65	17.19	29.47	25.79
29,850.25	1,375.59	137.56	19.65	17.20	29.48	25.79
29,860.86	1,376.08	137.61	19.66	17.20	29.49	25.80
29,869.49	1,376.47	137.65	19.66	17.21	29.50	25.81
29,870.35	1,376.51	137.65	19.66	17.21	29.50	25.81

These rates do not include clothing allowances paid through various negotiating units, therefore it is the agencies responsibility to factor in the proper amount in order to pay the overtime in accordance with the FLSA.

Effective: September 1, 2004

Based on 217 Days

1736 Hours - 40 Hour Week

1519 Hours - 35 Hour Week

Annual	Bi-Weekly	Daily	Hourly Rates		Overtime Rates	
			35	40	35	40
29,875.49	1,376.75	137.68	19.67	17.21	29.50	25.81
29,893.91	1,377.60	137.76	19.68	17.22	29.52	25.83
29,915.12	1,378.58	137.86	19.69	17.23	29.54	25.85
29,965.15	1,380.88	138.09	19.73	17.26	29.59	25.89
29,975.44	1,381.36	138.14	19.73	17.27	29.60	25.90
30,025.41	1,383.66	138.37	19.77	17.30	29.65	25.94
30,031.51	1,383.94	138.39	19.77	17.30	29.66	25.95
30,045.42	1,384.58	138.46	19.78	17.31	29.67	25.96
30,120.69	1,388.05	138.81	19.83	17.35	29.74	26.03
30,121.35	1,388.08	138.81	19.83	17.35	29.75	26.03

Annual	Bi-Weekly	Daily	Hourly Rates		Overtime Rates	
			35	40	35	40
30,140.85	1,388.98	138.90	19.84	17.36	29.76	26.04
30,161.69	1,389.94	138.99	19.86	17.37	29.78	26.06
30,201.80	1,391.79	139.18	19.88	17.40	29.82	26.10
30,204.75	1,391.92	139.19	19.89	17.40	29.83	26.10
30,261.20	1,394.53	139.45	19.92	17.43	29.88	26.15
30,333.21	1,397.84	139.78	19.97	17.47	29.95	26.21
30,333.91	1,397.88	139.79	19.97	17.47	29.96	26.21
30,415.29	1,401.63	140.16	20.02	17.52	30.03	26.28
30,455.55	1,403.48	140.35	20.05	17.54	30.08	26.32
30,501.27	1,405.59	140.56	20.08	17.57	30.12	26.36

Annual	Bi-Weekly	Daily	Hourly Rates		Overtime Rates	
			35	40	35	40
30,502.03	1,405.62	140.56	20.08	17.57	30.12	26.36
30,551.02	1,407.88	140.79	20.11	17.60	30.17	26.40
30,569.32	1,408.72	140.87	20.13	17.61	30.19	26.41
30,570.02	1,408.76	140.88	20.13	17.61	30.19	26.41
30,593.48	1,409.84	140.98	20.14	17.62	30.21	26.43
30,625.45	1,411.31	141.13	20.16	17.64	30.24	26.46
30,626.15	1,411.34	141.13	20.16	17.64	30.24	26.46
30,629.89	1,411.52	141.15	20.17	17.64	30.25	26.47
30,670.51	1,413.39	141.34	20.19	17.67	30.29	26.50
30,687.37	1,414.16	141.42	20.20	17.68	30.30	26.52

These rates do not include clothing allowances paid through various negotiating units, therefore it is the agencies responsibility to factor in the proper amount in order to pay the overtime in accordance with the FLSA.

Effective: September 1, 2004

Based on 217 Days

1736 Hours - 40 Hour Week

1519 Hours - 35 Hour Week

Annual	Bi-Weekly	Daily	Hourly Rates		Overtime Rates	
			35	40	35	40
30,688.10	1,414.20	141.42	20.20	17.68	30.30	26.52
30,799.57	1,419.34	141.93	20.28	17.74	30.41	26.61
30,840.70	1,421.23	142.12	20.30	17.77	30.45	26.65
30,868.18	1,422.50	142.25	20.32	17.78	30.48	26.67
30,882.05	1,423.14	142.31	20.33	17.79	30.50	26.68
30,899.18	1,423.93	142.39	20.34	17.80	30.51	26.70
30,899.79	1,423.95	142.40	20.34	17.80	30.51	26.70
30,900.70	1,424.00	142.40	20.34	17.80	30.51	26.70
30,909.29	1,424.39	142.44	20.35	17.81	30.52	26.71
30,924.95	1,425.11	142.51	20.36	17.81	30.54	26.72

Annual	Bi-Weekly	Daily	Hourly Rates		Overtime Rates	
			35	40	35	40
30,965.94	1,427.00	142.70	20.39	17.84	30.58	26.76
30,974.25	1,427.38	142.74	20.39	17.84	30.59	26.76
30,987.50	1,428.00	142.80	20.40	17.85	30.60	26.78
31,028.74	1,429.90	142.99	20.43	17.87	30.64	26.81
31,140.02	1,435.02	143.50	20.50	17.94	30.75	26.91
31,144.46	1,435.23	143.52	20.50	17.94	30.75	26.91
31,193.65	1,437.50	143.75	20.54	17.97	30.80	26.95
31,201.23	1,437.84	143.78	20.54	17.97	30.81	26.96
31,201.90	1,437.88	143.79	20.54	17.97	30.81	26.96
31,202.08	1,437.88	143.79	20.54	17.97	30.81	26.96

Annual	Bi-Weekly	Daily	Hourly Rates		Overtime Rates	
			35	40	35	40
31,243.75	1,439.80	143.98	20.57	18.00	30.85	27.00
31,327.40	1,443.66	144.37	20.62	18.05	30.94	27.07
31,336.61	1,444.08	144.41	20.63	18.05	30.95	27.08
31,366.81	1,445.48	144.55	20.65	18.07	30.98	27.10
31,380.48	1,446.11	144.61	20.66	18.08	30.99	27.11
31,460.12	1,449.78	144.98	20.71	18.12	31.07	27.18
31,466.88	1,450.09	145.01	20.72	18.13	31.07	27.19
31,467.60	1,450.12	145.01	20.72	18.13	31.07	27.19
31,476.57	1,450.53	145.05	20.72	18.13	31.08	27.20
31,494.61	1,451.36	145.14	20.73	18.14	31.10	27.21

These rates do not include clothing allowances paid through various negotiating units, therefore it is the agencies responsibility to factor in the proper amount in order to pay the overtime in accordance with the FLSA.

Effective: September 1, 2004

Based on 217 Days

1736 Hours - 40 Hour Week

1519 Hours - 35 Hour Week

Annual	Bi-Weekly	Daily	Hourly Rates		Overtime Rates	
			35	40	35	40
31,506.40	1,451.91	145.19	20.74	18.15	31.11	27.22
31,530.35	1,453.01	145.30	20.76	18.16	31.14	27.24
31,548.25	1,453.84	145.38	20.77	18.17	31.15	27.26
31,549.48	1,453.89	145.39	20.77	18.17	31.16	27.26
31,558.55	1,454.31	145.43	20.78	18.18	31.16	27.27
31,690.96	1,460.41	146.04	20.86	18.26	31.29	27.38
31,691.76	1,460.45	146.05	20.86	18.26	31.30	27.38
31,768.14	1,463.97	146.40	20.91	18.30	31.37	27.45
31,774.65	1,464.27	146.43	20.92	18.30	31.38	27.45
31,816.95	1,466.22	146.62	20.95	18.33	31.42	27.49

Annual	Bi-Weekly	Daily	Hourly Rates		Overtime Rates	
			35	40	35	40
31,877.23	1,469.00	146.90	20.99	18.36	31.48	27.54
31,877.94	1,469.03	146.90	20.99	18.36	31.48	27.54
31,913.85	1,470.68	147.07	21.01	18.38	31.52	27.58
31,930.09	1,471.43	147.14	21.02	18.39	31.53	27.59
31,931.05	1,471.48	147.15	21.02	18.39	31.53	27.59
32,000.89	1,474.70	147.47	21.07	18.43	31.60	27.65
32,001.07	1,474.70	147.47	21.07	18.43	31.60	27.65
32,001.84	1,474.74	147.47	21.07	18.43	31.60	27.65
32,043.87	1,476.68	147.67	21.10	18.46	31.64	27.69
32,066.07	1,477.70	147.77	21.11	18.47	31.67	27.71

Annual	Bi-Weekly	Daily	Hourly Rates		Overtime Rates	
			35	40	35	40
32,066.83	1,477.73	147.77	21.11	18.47	31.67	27.71
32,087.64	1,478.69	147.87	21.12	18.48	31.69	27.73
32,134.98	1,480.87	148.09	21.16	18.51	31.73	27.77
32,148.24	1,481.49	148.15	21.16	18.52	31.75	27.78
32,188.96	1,483.36	148.34	21.19	18.54	31.79	27.81
32,231.73	1,485.33	148.53	21.22	18.57	31.83	27.85
32,242.47	1,485.83	148.58	21.23	18.57	31.84	27.86
32,281.77	1,487.64	148.76	21.25	18.60	31.88	27.89
32,282.45	1,487.67	148.77	21.25	18.60	31.88	27.89
32,285.70	1,487.82	148.78	21.26	18.60	31.88	27.90

These rates do not include clothing allowances paid through various negotiating units, therefore it is the agencies responsibility to factor in the proper amount in order to pay the overtime in accordance with the FLSA.

TEN MONTH
 You are Viewing an Archived Copy from the New Jersey State Library
SALARY RATE CONVERSION TABLES

Effective: September 1, 2004

Based on 217 Days

1736 Hours - 40 Hour Week

1519 Hours - 35 Hour Week

Annual	Bi-Weekly	Daily	Hourly Rates		Overtime Rates	
			35	40	35	40
32,314.06	1,489.13	148.91	21.27	18.61	31.91	27.92
32,357.33	1,491.12	149.11	21.30	18.64	31.95	27.96
32,361.89	1,491.33	149.13	21.31	18.64	31.96	27.96
32,379.68	1,492.15	149.22	21.32	18.65	31.97	27.98
32,422.94	1,494.14	149.41	21.35	18.68	32.02	28.02
32,439.81	1,494.92	149.49	21.36	18.69	32.03	28.03
32,441.58	1,495.00	149.50	21.36	18.69	32.04	28.03
32,592.77	1,501.97	150.20	21.46	18.78	32.19	28.16
32,597.51	1,502.19	150.22	21.46	18.78	32.19	28.17
32,600.55	1,502.33	150.23	21.46	18.78	32.19	28.17

Annual	Bi-Weekly	Daily	Hourly Rates		Overtime Rates	
			35	40	35	40
32,601.29	1,502.36	150.24	21.46	18.78	32.19	28.17
32,640.95	1,504.19	150.42	21.49	18.80	32.23	28.20
32,689.65	1,506.44	150.64	21.52	18.83	32.28	28.25
32,697.78	1,506.81	150.68	21.53	18.84	32.29	28.25
32,784.47	1,510.81	151.08	21.58	18.89	32.37	28.33
32,880.65	1,515.24	151.52	21.65	18.94	32.47	28.41
32,881.49	1,515.28	151.53	21.65	18.94	32.47	28.41
32,888.73	1,515.61	151.56	21.65	18.95	32.48	28.42
32,907.72	1,516.48	151.65	21.66	18.96	32.50	28.43
32,912.35	1,516.70	151.67	21.67	18.96	32.50	28.44

Annual	Bi-Weekly	Daily	Hourly Rates		Overtime Rates	
			35	40	35	40
32,919.41	1,517.02	151.70	21.67	18.96	32.51	28.44
32,942.80	1,518.10	151.81	21.69	18.98	32.53	28.46
32,963.39	1,519.05	151.91	21.70	18.99	32.55	28.48
32,979.18	1,519.78	151.98	21.71	19.00	32.57	28.50
33,029.19	1,522.08	152.21	21.74	19.03	32.62	28.54
33,053.54	1,523.20	152.32	21.76	19.04	32.64	28.56
33,093.99	1,525.07	152.51	21.79	19.06	32.68	28.59
33,103.33	1,525.50	152.55	21.79	19.07	32.69	28.60
33,126.33	1,526.56	152.66	21.81	19.08	32.71	28.62
33,129.01	1,526.68	152.67	21.81	19.08	32.72	28.63

These rates do not include clothing allowances paid through various negotiating units, therefore it is the agencies responsibility to factor in the proper amount in order to pay the overtime in accordance with the FLSA.

SALARY RATE CONVERSION TABLES

Effective: September 1, 2004

Based on 217 Days

1736 Hours - 40 Hour Week

1519 Hours - 35 Hour Week

Annual	Bi-Weekly	Daily	Hourly Rates		Overtime Rates	
			35	40	35	40
33,129.73	1,526.72	152.67	21.81	19.08	32.72	28.63
33,201.03	1,530.00	153.00	21.86	19.13	32.79	28.69
33,202.21	1,530.06	153.01	21.86	19.13	32.79	28.69
33,247.04	1,532.12	153.21	21.89	19.15	32.83	28.73
33,314.77	1,535.24	153.52	21.93	19.19	32.90	28.79
33,315.58	1,535.28	153.53	21.93	19.19	32.90	28.79
33,362.31	1,537.43	153.74	21.96	19.22	32.94	28.83
33,363.00	1,537.47	153.75	21.96	19.22	32.95	28.83
33,370.78	1,537.82	153.78	21.97	19.22	32.95	28.83
33,444.77	1,541.23	154.12	22.02	19.27	33.03	28.90

Annual	Bi-Weekly	Daily	Hourly Rates		Overtime Rates	
			35	40	35	40
33,445.56	1,541.27	154.13	22.02	19.27	33.03	28.90
33,452.97	1,541.61	154.16	22.02	19.27	33.03	28.91
33,497.52	1,543.66	154.37	22.05	19.30	33.08	28.94
33,515.62	1,544.50	154.45	22.06	19.31	33.10	28.96
33,516.43	1,544.54	154.45	22.07	19.31	33.10	28.96
33,530.13	1,545.17	154.52	22.07	19.32	33.11	28.97
33,640.62	1,550.26	155.03	22.15	19.38	33.22	29.07
33,685.92	1,552.35	155.24	22.18	19.40	33.26	29.11
33,688.62	1,552.47	155.25	22.18	19.41	33.27	29.11
33,733.65	1,554.55	155.46	22.21	19.43	33.31	29.15

Annual	Bi-Weekly	Daily	Hourly Rates		Overtime Rates	
			35	40	35	40
33,734.22	1,554.57	155.46	22.21	19.43	33.31	29.15
33,734.98	1,554.61	155.46	22.21	19.43	33.31	29.15
33,738.70	1,554.78	155.48	22.21	19.44	33.32	29.15
33,739.60	1,554.82	155.48	22.21	19.44	33.32	29.15
33,755.02	1,555.53	155.55	22.22	19.44	33.33	29.17
33,771.86	1,556.31	155.63	22.23	19.45	33.35	29.18
33,817.14	1,558.39	155.84	22.26	19.48	33.39	29.22
33,818.73	1,558.47	155.85	22.26	19.48	33.40	29.22
33,843.41	1,559.60	155.96	22.28	19.50	33.42	29.24
33,888.83	1,561.70	156.17	22.31	19.52	33.47	29.28

These rates do not include clothing allowances paid through various negotiating units, therefore it is the agencies responsibility to factor in the proper amount in order to pay the overtime in accordance with the FLSA.

SALARY RATE CONVERSION TABLES

Effective: September 1, 2004

Based on 217 Days

1736 Hours - 40 Hour Week

1519 Hours - 35 Hour Week

Annual	Bi-Weekly	Daily	Hourly Rates		Overtime Rates	
			35	40	35	40
34,051.90	1,569.21	156.92	22.42	19.62	33.63	29.42
34,058.95	1,569.54	156.95	22.42	19.62	33.63	29.43
34,064.17	1,569.78	156.98	22.43	19.62	33.64	29.43
34,070.34	1,570.06	157.01	22.43	19.63	33.64	29.44
34,071.22	1,570.10	157.01	22.43	19.63	33.65	29.44
34,074.33	1,570.25	157.03	22.43	19.63	33.65	29.44
34,078.54	1,570.44	157.04	22.44	19.63	33.65	29.45
34,109.83	1,571.88	157.19	22.46	19.65	33.68	29.47
34,266.15	1,579.09	157.91	22.56	19.74	33.84	29.61
34,314.42	1,581.31	158.13	22.59	19.77	33.89	29.65

Annual	Bi-Weekly	Daily	Hourly Rates		Overtime Rates	
			35	40	35	40
34,317.34	1,581.44	158.14	22.59	19.77	33.89	29.65
34,338.87	1,582.44	158.24	22.61	19.78	33.91	29.67
34,380.79	1,584.37	158.44	22.63	19.81	33.95	29.71
34,381.52	1,584.40	158.44	22.63	19.81	33.95	29.71
34,399.81	1,585.24	158.52	22.65	19.82	33.97	29.72
34,403.53	1,585.42	158.54	22.65	19.82	33.97	29.73
34,450.21	1,587.57	158.76	22.68	19.85	34.02	29.77
34,472.92	1,588.61	158.86	22.69	19.86	34.04	29.79
34,528.03	1,591.15	159.12	22.73	19.89	34.10	29.83
34,557.60	1,592.52	159.25	22.75	19.91	34.13	29.86

Annual	Bi-Weekly	Daily	Hourly Rates		Overtime Rates	
			35	40	35	40
34,568.03	1,593.00	159.30	22.76	19.91	34.14	29.87
34,606.58	1,594.77	159.48	22.78	19.94	34.17	29.90
34,628.47	1,595.78	159.58	22.80	19.95	34.20	29.92
34,629.32	1,595.82	159.58	22.80	19.95	34.20	29.92
34,676.31	1,597.99	159.80	22.83	19.98	34.24	29.96
34,698.37	1,599.00	159.90	22.84	19.99	34.26	29.98
34,703.18	1,599.22	159.92	22.85	19.99	34.27	29.99
34,716.98	1,599.86	159.99	22.86	20.00	34.28	30.00
34,748.44	1,601.31	160.13	22.88	20.02	34.31	30.02
34,758.29	1,601.76	160.18	22.88	20.02	34.32	30.03

These rates do not include clothing allowances paid through various negotiating units, therefore it is the agencies responsibility to factor in the proper amount in order to pay the overtime in accordance with the FLSA.

TEN MONTH
 You are Viewing an Archived Copy from the New Jersey State Library
SALARY RATE CONVERSION TABLES

Effective: September 1, 2004

Based on 217 Days

1736 Hours - 40 Hour Week

1519 Hours - 35 Hour Week

Annual	Bi-Weekly	Daily	Hourly Rates		Overtime Rates	
			35	40	35	40
34,763.31	1,602.00	160.20	22.89	20.03	34.33	30.04
34,781.92	1,602.85	160.29	22.90	20.04	34.35	30.05
34,823.47	1,604.77	160.48	22.93	20.06	34.39	30.09
34,824.29	1,604.81	160.48	22.93	20.06	34.39	30.09
34,867.89	1,606.82	160.68	22.96	20.09	34.43	30.13
34,868.67	1,606.85	160.69	22.96	20.09	34.43	30.13
34,965.17	1,611.30	161.13	23.02	20.14	34.53	30.21
34,966.03	1,611.34	161.13	23.02	20.14	34.53	30.21
34,967.18	1,611.39	161.14	23.02	20.14	34.53	30.21
35,014.51	1,613.57	161.36	23.05	20.17	34.58	30.26

Annual	Bi-Weekly	Daily	Hourly Rates		Overtime Rates	
			35	40	35	40
35,035.82	1,614.55	161.46	23.07	20.18	34.60	30.27
35,038.99	1,614.70	161.47	23.07	20.18	34.60	30.28
35,039.39	1,614.72	161.47	23.07	20.18	34.60	30.28
35,039.83	1,614.74	161.47	23.07	20.18	34.60	30.28
35,044.69	1,614.96	161.50	23.07	20.19	34.61	30.28
35,164.04	1,620.46	162.05	23.15	20.26	34.72	30.38
35,208.93	1,622.53	162.25	23.18	20.28	34.77	30.42
35,211.34	1,622.64	162.26	23.18	20.28	34.77	30.42
35,256.27	1,624.71	162.47	23.21	20.31	34.82	30.46
35,260.03	1,624.89	162.49	23.21	20.31	34.82	30.47

Annual	Bi-Weekly	Daily	Hourly Rates		Overtime Rates	
			35	40	35	40
35,260.95	1,624.93	162.49	23.21	20.31	34.82	30.47
35,307.14	1,627.06	162.71	23.24	20.34	34.87	30.51
35,354.72	1,629.25	162.93	23.28	20.37	34.91	30.55
35,361.80	1,629.58	162.96	23.28	20.37	34.92	30.56
35,364.19	1,629.69	162.97	23.28	20.37	34.92	30.56
35,381.66	1,630.49	163.05	23.29	20.38	34.94	30.57
35,414.15	1,631.99	163.20	23.31	20.40	34.97	30.60
35,420.12	1,632.26	163.23	23.32	20.40	34.98	30.60
35,429.39	1,632.69	163.27	23.32	20.41	34.99	30.61
35,442.23	1,633.28	163.33	23.33	20.42	35.00	30.62

These rates do not include clothing allowances paid through various negotiating units, therefore it is the agencies responsibility to factor in the proper amount in order to pay the overtime in accordance with the FLSA.

SALARY RATE CONVERSION TABLES

Effective: September 1, 2004

Based on 217 Days

1736 Hours - 40 Hour Week

1519 Hours - 35 Hour Week

Annual	Bi-Weekly	Daily	Hourly Rates		Overtime Rates	
			35	40	35	40
35,604.85	1,640.78	164.08	23.44	20.51	35.16	30.77
35,619.95	1,641.47	164.15	23.45	20.52	35.18	30.78
35,632.57	1,642.05	164.21	23.46	20.53	35.19	30.79
35,633.31	1,642.09	164.21	23.46	20.53	35.19	30.79
35,653.38	1,643.01	164.30	23.47	20.54	35.21	30.81
35,733.44	1,646.70	164.67	23.52	20.58	35.29	30.88
35,745.95	1,647.28	164.73	23.53	20.59	35.30	30.89
35,770.02	1,648.39	164.84	23.55	20.61	35.32	30.91
35,820.44	1,650.71	165.07	23.58	20.63	35.37	30.95
35,866.61	1,652.84	165.28	23.61	20.66	35.42	30.99

Annual	Bi-Weekly	Daily	Hourly Rates		Overtime Rates	
			35	40	35	40
35,942.17	1,656.32	165.63	23.66	20.70	35.49	31.06
35,943.06	1,656.36	165.64	23.66	20.71	35.49	31.06
35,966.66	1,657.45	165.75	23.68	20.72	35.52	31.08
35,980.99	1,658.11	165.81	23.69	20.73	35.53	31.09
36,026.87	1,660.22	166.02	23.72	20.75	35.58	31.13
36,029.10	1,660.33	166.03	23.72	20.75	35.58	31.13
36,042.68	1,660.95	166.10	23.73	20.76	35.59	31.14
36,061.66	1,661.83	166.18	23.74	20.77	35.61	31.16
36,202.17	1,668.30	166.83	23.83	20.85	35.75	31.28
36,203.02	1,668.34	166.83	23.83	20.85	35.75	31.28

Annual	Bi-Weekly	Daily	Hourly Rates		Overtime Rates	
			35	40	35	40
36,246.69	1,670.35	167.04	23.86	20.88	35.79	31.32
36,249.29	1,670.47	167.05	23.86	20.88	35.80	31.32
36,270.65	1,671.46	167.15	23.88	20.89	35.82	31.34
36,280.03	1,671.89	167.19	23.88	20.90	35.83	31.35
36,293.74	1,672.52	167.25	23.89	20.91	35.84	31.36
36,332.94	1,674.33	167.43	23.92	20.93	35.88	31.39
36,339.18	1,674.62	167.46	23.92	20.93	35.88	31.40
36,343.10	1,674.80	167.48	23.93	20.94	35.89	31.40
36,402.89	1,677.55	167.76	23.97	20.97	35.95	31.45
36,413.25	1,678.03	167.80	23.97	20.98	35.96	31.46

These rates do not include clothing allowances paid through various negotiating units, therefore it is the agencies responsibility to factor in the proper amount in order to pay the overtime in accordance with the FLSA.

Effective: September 1, 2004

Based on 217 Days

1736 Hours - 40 Hour Week

1519 Hours - 35 Hour Week

Annual	Bi-Weekly	Daily	Hourly Rates		Overtime Rates	
			35	40	35	40
36,414.72	1,678.10	167.81	23.97	20.98	35.96	31.46
36,415.63	1,678.14	167.81	23.97	20.98	35.96	31.47
36,437.51	1,679.15	167.92	23.99	20.99	35.98	31.48
36,449.72	1,679.71	167.97	24.00	21.00	35.99	31.49
36,450.68	1,679.75	167.98	24.00	21.00	35.99	31.50
36,484.93	1,681.33	168.13	24.02	21.02	36.03	31.53
36,495.25	1,681.81	168.18	24.03	21.02	36.04	31.53
36,522.05	1,683.04	168.30	24.04	21.04	36.06	31.56
36,556.22	1,684.62	168.46	24.07	21.06	36.10	31.59
36,562.36	1,684.90	168.49	24.07	21.06	36.11	31.59

Annual	Bi-Weekly	Daily	Hourly Rates		Overtime Rates	
			35	40	35	40
36,563.23	1,684.94	168.49	24.07	21.06	36.11	31.59
36,605.54	1,686.89	168.69	24.10	21.09	36.15	31.63
36,636.10	1,688.30	168.83	24.12	21.10	36.18	31.66
36,636.98	1,688.34	168.83	24.12	21.10	36.18	31.66
36,654.05	1,689.13	168.91	24.13	21.11	36.20	31.67
36,770.87	1,694.51	169.45	24.21	21.18	36.31	31.77
36,776.40	1,694.76	169.48	24.21	21.19	36.32	31.78
36,781.29	1,694.99	169.50	24.21	21.19	36.32	31.78
36,806.17	1,696.14	169.61	24.23	21.20	36.35	31.80
36,820.61	1,696.80	169.68	24.24	21.21	36.36	31.82

Annual	Bi-Weekly	Daily	Hourly Rates		Overtime Rates	
			35	40	35	40
36,856.55	1,698.46	169.85	24.26	21.23	36.40	31.85
36,884.35	1,699.74	169.97	24.28	21.25	36.42	31.87
36,885.10	1,699.77	169.98	24.28	21.25	36.42	31.87
36,919.91	1,701.38	170.14	24.31	21.27	36.46	31.90
36,968.58	1,703.62	170.36	24.34	21.30	36.51	31.94
36,969.95	1,703.68	170.37	24.34	21.30	36.51	31.94
36,973.75	1,703.86	170.39	24.34	21.30	36.51	31.95
36,994.41	1,704.81	170.48	24.35	21.31	36.53	31.97
37,044.50	1,707.12	170.71	24.39	21.34	36.58	32.01
37,129.44	1,711.03	171.10	24.44	21.39	36.66	32.08

These rates do not include clothing allowances paid through various negotiating units, therefore it is the agencies responsibility to factor in the proper amount in order to pay the overtime in accordance with the FLSA.

TEN MONTH
 You are Viewing an Archived Copy from the New Jersey State Library
SALARY RATE CONVERSION TABLES

Effective: September 1, 2004

Based on 217 Days

1736 Hours - 40 Hour Week

1519 Hours - 35 Hour Week

Annual	Bi-Weekly	Daily	Hourly Rates		Overtime Rates	
			35	40	35	40
37,174.56	1,713.11	171.31	24.47	21.41	36.71	32.12
37,201.17	1,714.34	171.43	24.49	21.43	36.74	32.14
37,215.16	1,714.98	171.50	24.50	21.44	36.75	32.16
37,241.07	1,716.18	171.62	24.52	21.45	36.78	32.18
37,245.00	1,716.36	171.64	24.52	21.45	36.78	32.18
37,255.87	1,716.86	171.69	24.53	21.46	36.79	32.19
37,256.80	1,716.90	171.69	24.53	21.46	36.79	32.19
37,294.89	1,718.66	171.87	24.55	21.48	36.83	32.22
37,388.34	1,722.96	172.30	24.61	21.54	36.92	32.31
37,460.40	1,726.29	172.63	24.66	21.58	36.99	32.37

Annual	Bi-Weekly	Daily	Hourly Rates		Overtime Rates	
			35	40	35	40
37,470.42	1,726.75	172.68	24.67	21.58	37.00	32.38
37,496.61	1,727.95	172.80	24.69	21.60	37.03	32.40
37,525.71	1,729.30	172.93	24.70	21.62	37.06	32.42
37,565.72	1,731.14	173.11	24.73	21.64	37.10	32.46
37,580.87	1,731.84	173.18	24.74	21.65	37.11	32.47
37,581.75	1,731.88	173.19	24.74	21.65	37.11	32.47
37,612.44	1,733.29	173.33	24.76	21.67	37.14	32.50
37,620.30	1,733.65	173.37	24.77	21.67	37.15	32.51
37,671.69	1,736.02	173.60	24.80	21.70	37.20	32.55
37,688.45	1,736.79	173.68	24.81	21.71	37.22	32.57

Annual	Bi-Weekly	Daily	Hourly Rates		Overtime Rates	
			35	40	35	40
37,822.27	1,742.96	174.30	24.90	21.79	37.35	32.68
37,856.88	1,744.56	174.46	24.92	21.81	37.38	32.71
37,864.27	1,744.90	174.49	24.93	21.81	37.39	32.72
37,865.23	1,744.94	174.49	24.93	21.81	37.39	32.72
37,925.35	1,747.71	174.77	24.97	21.85	37.45	32.77
37,943.91	1,748.57	174.86	24.98	21.86	37.47	32.79
37,948.40	1,748.77	174.88	24.98	21.86	37.47	32.79
37,999.74	1,751.14	175.11	25.02	21.89	37.52	32.83
38,008.63	1,751.55	175.16	25.02	21.89	37.53	32.84
38,057.34	1,753.79	175.38	25.05	21.92	37.58	32.88

These rates do not include clothing allowances paid through various negotiating units, therefore it is the agencies responsibility to factor in the proper amount in order to pay the overtime in accordance with the FLSA.

Effective: September 1, 2004

Based on 217 Days

1736 Hours - 40 Hour Week

1519 Hours - 35 Hour Week

Annual	Bi-Weekly	Daily	Hourly Rates		Overtime Rates	
			35	40	35	40
38,068.21	1,754.30	175.43	25.06	21.93	37.59	32.89
38,085.73	1,755.10	175.51	25.07	21.94	37.61	32.91
38,086.63	1,755.14	175.51	25.07	21.94	37.61	32.91
38,093.10	1,755.44	175.54	25.08	21.94	37.62	32.91
38,136.13	1,757.43	175.74	25.11	21.97	37.66	32.95
38,136.89	1,757.46	175.75	25.11	21.97	37.66	32.95
38,138.65	1,757.54	175.75	25.11	21.97	37.66	32.95
38,142.46	1,757.72	175.77	25.11	21.97	37.67	32.96
38,221.42	1,761.36	176.14	25.16	22.02	37.74	33.03
38,232.21	1,761.85	176.19	25.17	22.02	37.75	33.03

Annual	Bi-Weekly	Daily	Hourly Rates		Overtime Rates	
			35	40	35	40
38,233.21	1,761.90	176.19	25.17	22.02	37.76	33.04
38,234.13	1,761.94	176.19	25.17	22.02	37.76	33.04
38,234.60	1,761.96	176.20	25.17	22.03	37.76	33.04
38,262.18	1,763.23	176.32	25.19	22.04	37.78	33.06
38,286.50	1,764.35	176.44	25.21	22.05	37.81	33.08
38,307.16	1,765.31	176.53	25.22	22.07	37.83	33.10
38,312.96	1,765.57	176.56	25.22	22.07	37.83	33.11
38,313.88	1,765.62	176.56	25.22	22.07	37.83	33.11
38,318.02	1,765.81	176.58	25.23	22.07	37.84	33.11
38,327.55	1,766.25	176.63	25.23	22.08	37.85	33.12

Annual	Bi-Weekly	Daily	Hourly Rates		Overtime Rates	
			35	40	35	40
38,349.59	1,767.26	176.73	25.25	22.09	37.87	33.14
38,458.16	1,772.27	177.23	25.32	22.15	37.98	33.23
38,509.01	1,774.61	177.46	25.35	22.18	38.03	33.27
38,510.51	1,774.68	177.47	25.35	22.18	38.03	33.27
38,520.22	1,775.13	177.51	25.36	22.19	38.04	33.28
38,560.68	1,776.99	177.70	25.39	22.21	38.08	33.32
38,569.57	1,777.40	177.74	25.39	22.22	38.09	33.33
38,570.54	1,777.44	177.74	25.39	22.22	38.09	33.33
38,575.36	1,777.67	177.77	25.40	22.22	38.09	33.33
38,603.17	1,778.95	177.90	25.41	22.24	38.12	33.36

These rates do not include clothing allowances paid through various negotiating units, therefore it is the agencies responsibility to factor in the proper amount in order to pay the overtime in accordance with the FLSA.

SALARY RATE CONVERSION TABLES

Effective: September 1, 2004

Based on 217 Days

1736 Hours - 40 Hour Week

1519 Hours - 35 Hour Week

Annual	Bi-Weekly	Daily	Hourly Rates		Overtime Rates	
			35	40	35	40
38,607.16	1,779.13	177.91	25.42	22.24	38.12	33.36
38,632.32	1,780.29	178.03	25.43	22.25	38.15	33.38
38,659.61	1,781.55	178.16	25.45	22.27	38.18	33.40
38,661.70	1,781.65	178.17	25.45	22.27	38.18	33.41
38,687.66	1,782.84	178.28	25.47	22.29	38.20	33.43
38,740.24	1,785.26	178.53	25.50	22.32	38.26	33.47
38,816.65	1,788.79	178.88	25.55	22.36	38.33	33.54
38,946.86	1,794.79	179.48	25.64	22.44	38.46	33.65
38,954.14	1,795.12	179.51	25.65	22.44	38.47	33.66
38,959.57	1,795.37	179.54	25.65	22.44	38.47	33.66

Annual	Bi-Weekly	Daily	Hourly Rates		Overtime Rates	
			35	40	35	40
38,960.48	1,795.41	179.54	25.65	22.44	38.47	33.66
38,988.09	1,796.69	179.67	25.67	22.46	38.50	33.69
39,000.28	1,797.25	179.73	25.68	22.47	38.51	33.70
39,024.55	1,798.37	179.84	25.69	22.48	38.54	33.72
39,043.24	1,799.23	179.92	25.70	22.49	38.55	33.74
39,069.78	1,800.45	180.05	25.72	22.51	38.58	33.76
39,077.44	1,800.80	180.08	25.73	22.51	38.59	33.77
39,182.20	1,805.63	180.56	25.80	22.57	38.69	33.86
39,207.40	1,806.79	180.68	25.81	22.59	38.72	33.88
39,233.77	1,808.01	180.80	25.83	22.60	38.74	33.90

Annual	Bi-Weekly	Daily	Hourly Rates		Overtime Rates	
			35	40	35	40
39,293.23	1,810.75	181.08	25.87	22.63	38.80	33.95
39,313.82	1,811.70	181.17	25.88	22.65	38.82	33.97
39,314.83	1,811.74	181.17	25.88	22.65	38.82	33.97
39,334.22	1,812.64	181.26	25.90	22.66	38.84	33.99
39,340.58	1,812.93	181.29	25.90	22.66	38.85	33.99
39,393.94	1,815.39	181.54	25.93	22.69	38.90	34.04
39,395.25	1,815.45	181.55	25.94	22.69	38.90	34.04
39,416.60	1,816.43	181.64	25.95	22.71	38.92	34.06
39,433.73	1,817.22	181.72	25.96	22.72	38.94	34.07
39,604.01	1,825.07	182.51	26.07	22.81	39.11	34.22

These rates do not include clothing allowances paid through various negotiating units, therefore it is the agencies responsibility to factor in the proper amount in order to pay the overtime in accordance with the FLSA.

TEN MONTH
 You are Viewing an Archived Copy from the New Jersey State Library
SALARY RATE CONVERSION TABLES

Effective: September 1, 2004

Based on 217 Days

1736 Hours - 40 Hour Week

1519 Hours - 35 Hour Week

Annual	Bi-Weekly	Daily	Hourly Rates		Overtime Rates	
			35	40	35	40
39,609.10	1,825.30	182.53	26.08	22.82	39.11	34.22
39,610.03	1,825.35	182.54	26.08	22.82	39.11	34.23
39,681.35	1,828.63	182.86	26.12	22.86	39.18	34.29
39,698.33	1,829.42	182.94	26.14	22.87	39.20	34.30
39,711.79	1,830.04	183.00	26.14	22.88	39.21	34.31
39,723.17	1,830.56	183.06	26.15	22.88	39.23	34.32
39,748.69	1,831.74	183.17	26.17	22.90	39.25	34.35
39,752.39	1,831.91	183.19	26.17	22.90	39.26	34.35
39,770.57	1,832.75	183.28	26.18	22.91	39.27	34.36
39,830.32	1,835.50	183.55	26.22	22.94	39.33	34.42

Annual	Bi-Weekly	Daily	Hourly Rates		Overtime Rates	
			35	40	35	40
39,831.28	1,835.54	183.55	26.22	22.94	39.33	34.42
39,857.63	1,836.76	183.68	26.24	22.96	39.36	34.44
39,883.27	1,837.94	183.79	26.26	22.97	39.38	34.46
39,884.28	1,837.99	183.80	26.26	22.98	39.39	34.46
39,957.91	1,841.38	184.14	26.31	23.02	39.46	34.53
39,969.17	1,841.90	184.19	26.31	23.02	39.47	34.54
39,989.82	1,842.85	184.29	26.33	23.04	39.49	34.55
39,990.78	1,842.89	184.29	26.33	23.04	39.49	34.55
39,996.41	1,843.15	184.32	26.33	23.04	39.50	34.56
40,002.31	1,843.42	184.34	26.34	23.04	39.50	34.56

Annual	Bi-Weekly	Daily	Hourly Rates		Overtime Rates	
			35	40	35	40
40,031.78	1,844.78	184.48	26.35	23.06	39.53	34.59
40,051.07	1,845.67	184.57	26.37	23.07	39.55	34.61
40,063.47	1,846.24	184.62	26.38	23.08	39.56	34.62
40,075.44	1,846.79	184.68	26.38	23.09	39.57	34.63
40,076.40	1,846.84	184.68	26.38	23.09	39.57	34.63
40,082.33	1,847.11	184.71	26.39	23.09	39.58	34.63
40,129.39	1,849.28	184.93	26.42	23.12	39.63	34.67
40,140.79	1,849.81	184.98	26.43	23.12	39.64	34.68
40,177.13	1,851.48	185.15	26.45	23.14	39.68	34.72
40,182.14	1,851.71	185.17	26.45	23.15	39.68	34.72

These rates do not include clothing allowances paid through various negotiating units, therefore it is the agencies responsibility to factor in the proper amount in order to pay the overtime in accordance with the FLSA.

Effective: September 1, 2004

Based on 217 Days

1736 Hours - 40 Hour Week

1519 Hours - 35 Hour Week

Annual	Bi-Weekly	Daily	Hourly Rates		Overtime Rates	
			35	40	35	40
40,219.91	1,853.45	185.35	26.48	23.17	39.72	34.75
40,223.18	1,853.60	185.36	26.48	23.17	39.72	34.76
40,234.54	1,854.13	185.41	26.49	23.18	39.73	34.77
40,267.52	1,855.65	185.57	26.51	23.20	39.76	34.79
40,273.42	1,855.92	185.59	26.51	23.20	39.77	34.80
40,274.72	1,855.98	185.60	26.51	23.20	39.77	34.80
40,328.87	1,858.47	185.85	26.55	23.23	39.83	34.85
40,338.27	1,858.91	185.89	26.56	23.24	39.83	34.85
40,339.21	1,858.95	185.90	26.56	23.24	39.83	34.86
40,380.91	1,860.87	186.09	26.58	23.26	39.88	34.89

Annual	Bi-Weekly	Daily	Hourly Rates		Overtime Rates	
			35	40	35	40
40,435.98	1,863.41	186.34	26.62	23.29	39.93	34.94
40,446.23	1,863.88	186.39	26.63	23.30	39.94	34.95
40,447.88	1,863.96	186.40	26.63	23.30	39.94	34.95
40,467.39	1,864.86	186.49	26.64	23.31	39.96	34.97
40,503.86	1,866.54	186.65	26.67	23.33	40.00	35.00
40,522.61	1,867.40	186.74	26.68	23.34	40.02	35.01
40,523.39	1,867.44	186.74	26.68	23.34	40.02	35.01
40,573.84	1,869.76	186.98	26.71	23.37	40.07	35.06
40,698.14	1,875.49	187.55	26.79	23.44	40.19	35.17
40,732.76	1,877.09	187.71	26.82	23.46	40.22	35.20

Annual	Bi-Weekly	Daily	Hourly Rates		Overtime Rates	
			35	40	35	40
40,751.96	1,877.97	187.80	26.83	23.48	40.24	35.21
40,761.02	1,878.39	187.84	26.83	23.48	40.25	35.22
40,763.37	1,878.50	187.85	26.84	23.48	40.25	35.22
40,764.43	1,878.55	187.86	26.84	23.48	40.25	35.22
40,788.14	1,879.64	187.96	26.85	23.50	40.28	35.24
40,939.72	1,886.62	188.66	26.95	23.58	40.43	35.37
40,944.38	1,886.84	188.68	26.96	23.59	40.43	35.38
40,968.23	1,887.94	188.79	26.97	23.60	40.46	35.40
40,979.99	1,888.48	188.85	26.98	23.61	40.47	35.41
41,010.58	1,889.89	188.99	27.00	23.62	40.50	35.44

These rates do not include clothing allowances paid through various negotiating units, therefore it is the agencies responsibility to factor in the proper amount in order to pay the overtime in accordance with the FLSA.

Effective: September 1, 2004

Based on 217 Days

1736 Hours - 40 Hour Week

1519 Hours - 35 Hour Week

Annual	Bi-Weekly	Daily	Hourly Rates		Overtime Rates	
			35	40	35	40
41,031.76	1,890.86	189.09	27.01	23.64	40.52	35.45
41,035.15	1,891.02	189.10	27.02	23.64	40.52	35.46
41,116.04	1,894.75	189.48	27.07	23.68	40.60	35.53
41,132.47	1,895.51	189.55	27.08	23.69	40.62	35.54
41,133.43	1,895.55	189.56	27.08	23.69	40.62	35.54
41,144.75	1,896.07	189.61	27.09	23.70	40.63	35.55
41,162.06	1,896.87	189.69	27.10	23.71	40.65	35.57
41,209.80	1,899.07	189.91	27.13	23.74	40.70	35.61
41,218.28	1,899.46	189.95	27.14	23.74	40.70	35.61
41,232.55	1,900.12	190.01	27.15	23.75	40.72	35.63

Annual	Bi-Weekly	Daily	Hourly Rates		Overtime Rates	
			35	40	35	40
41,282.67	1,902.43	190.24	27.18	23.78	40.77	35.67
41,308.66	1,903.62	190.36	27.20	23.80	40.79	35.69
41,366.24	1,906.28	190.63	27.23	23.83	40.85	35.74
41,378.13	1,906.83	190.68	27.24	23.84	40.86	35.75
41,404.28	1,908.03	190.80	27.26	23.85	40.89	35.78
41,427.43	1,909.10	190.91	27.27	23.86	40.91	35.80
41,428.43	1,909.14	190.91	27.27	23.86	40.91	35.80
41,502.96	1,912.58	191.26	27.32	23.91	40.98	35.86
41,532.51	1,913.94	191.39	27.34	23.92	41.01	35.89
41,534.66	1,914.04	191.40	27.34	23.93	41.01	35.89

Annual	Bi-Weekly	Daily	Hourly Rates		Overtime Rates	
			35	40	35	40
41,591.63	1,916.66	191.67	27.38	23.96	41.07	35.94
41,666.68	1,920.12	192.01	27.43	24.00	41.15	36.00
41,667.68	1,920.17	192.02	27.43	24.00	41.15	36.00
41,694.40	1,921.40	192.14	27.45	24.02	41.17	36.03
41,706.13	1,921.94	192.19	27.46	24.02	41.18	36.04
41,706.63	1,921.96	192.20	27.46	24.03	41.19	36.04
41,716.97	1,922.44	192.24	27.46	24.03	41.19	36.05
41,717.94	1,922.49	192.25	27.46	24.03	41.20	36.05
41,742.44	1,923.61	192.36	27.48	24.05	41.22	36.07
41,788.92	1,925.76	192.58	27.51	24.07	41.27	36.11

These rates do not include clothing allowances paid through various negotiating units, therefore it is the agencies responsibility to factor in the proper amount in order to pay the overtime in accordance with the FLSA.

Effective: September 1, 2004

Based on 217 Days

1736 Hours - 40 Hour Week

1519 Hours - 35 Hour Week

Annual	Bi-Weekly	Daily	Hourly Rates		Overtime Rates	
			35	40	35	40
41,801.72	1,926.35	192.64	27.52	24.08	41.28	36.12
41,832.66	1,927.77	192.78	27.54	24.10	41.31	36.15
41,837.92	1,928.01	192.80	27.54	24.10	41.31	36.15
41,838.92	1,928.06	192.81	27.54	24.10	41.32	36.15
41,889.83	1,930.41	193.04	27.58	24.13	41.37	36.20
41,926.51	1,932.10	193.21	27.60	24.15	41.40	36.23
41,927.51	1,932.14	193.21	27.60	24.15	41.40	36.23
41,941.62	1,932.79	193.28	27.61	24.16	41.42	36.24
41,951.62	1,933.25	193.33	27.62	24.17	41.43	36.25
41,963.56	1,933.80	193.38	27.63	24.17	41.44	36.26

Annual	Bi-Weekly	Daily	Hourly Rates		Overtime Rates	
			35	40	35	40
42,004.67	1,935.70	193.57	27.65	24.20	41.48	36.29
42,022.23	1,936.51	193.65	27.66	24.21	41.50	36.31
42,074.16	1,938.90	193.89	27.70	24.24	41.55	36.35
42,077.90	1,939.07	193.91	27.70	24.24	41.55	36.36
42,124.94	1,941.24	194.12	27.73	24.27	41.60	36.40
42,131.72	1,941.55	194.16	27.74	24.27	41.60	36.40
42,139.20	1,941.90	194.19	27.74	24.27	41.61	36.41
42,151.06	1,942.45	194.25	27.75	24.28	41.62	36.42
42,182.34	1,943.89	194.39	27.77	24.30	41.66	36.45
42,185.45	1,944.03	194.40	27.77	24.30	41.66	36.45

Annual	Bi-Weekly	Daily	Hourly Rates		Overtime Rates	
			35	40	35	40
42,191.07	1,944.29	194.43	27.78	24.30	41.66	36.46
42,212.92	1,945.30	194.53	27.79	24.32	41.69	36.47
42,214.03	1,945.35	194.54	27.79	24.32	41.69	36.48
42,236.64	1,946.39	194.64	27.81	24.33	41.71	36.50
42,247.12	1,946.87	194.69	27.81	24.34	41.72	36.50
42,248.58	1,946.94	194.69	27.81	24.34	41.72	36.51
42,281.61	1,948.46	194.85	27.84	24.36	41.75	36.53
42,304.98	1,949.54	194.95	27.85	24.37	41.78	36.55
42,321.72	1,950.31	195.03	27.86	24.38	41.79	36.57
42,336.57	1,950.99	195.10	27.87	24.39	41.81	36.58

These rates do not include clothing allowances paid through various negotiating units, therefore it is the agencies responsibility to factor in the proper amount in order to pay the overtime in accordance with the FLSA.

Effective: September 1, 2004

Based on 217 Days

1736 Hours - 40 Hour Week

1519 Hours - 35 Hour Week

Annual	Bi-Weekly	Daily	Hourly Rates		Overtime Rates	
			35	40	35	40
42,353.04	1,951.75	195.18	27.88	24.40	41.82	36.60
42,372.24	1,952.64	195.26	27.90	24.41	41.84	36.61
42,394.51	1,953.66	195.37	27.91	24.42	41.86	36.63
42,469.75	1,957.13	195.71	27.96	24.46	41.94	36.70
42,533.95	1,960.09	196.01	28.00	24.50	42.00	36.75
42,541.21	1,960.42	196.04	28.01	24.51	42.01	36.76
42,587.43	1,962.55	196.26	28.04	24.53	42.05	36.80
42,625.76	1,964.32	196.43	28.06	24.55	42.09	36.83
42,625.79	1,964.32	196.43	28.06	24.55	42.09	36.83
42,655.84	1,965.71	196.57	28.08	24.57	42.12	36.86

Annual	Bi-Weekly	Daily	Hourly Rates		Overtime Rates	
			35	40	35	40
42,656.83	1,965.75	196.58	28.08	24.57	42.12	36.86
42,681.36	1,966.88	196.69	28.10	24.59	42.15	36.88
42,684.17	1,967.01	196.70	28.10	24.59	42.15	36.88
42,802.00	1,972.44	197.24	28.18	24.66	42.27	36.98
42,872.90	1,975.71	197.57	28.22	24.70	42.34	37.04
42,923.59	1,978.05	197.81	28.26	24.73	42.39	37.09
42,938.85	1,978.75	197.88	28.27	24.73	42.40	37.10
42,961.33	1,979.78	197.98	28.28	24.75	42.42	37.12
42,986.08	1,980.93	198.09	28.30	24.76	42.45	37.14
43,020.69	1,982.52	198.25	28.32	24.78	42.48	37.17

Annual	Bi-Weekly	Daily	Hourly Rates		Overtime Rates	
			35	40	35	40
43,024.54	1,982.70	198.27	28.32	24.78	42.49	37.18
43,025.58	1,982.75	198.28	28.33	24.78	42.49	37.18
43,033.09	1,983.09	198.31	28.33	24.79	42.50	37.18
43,048.50	1,983.80	198.38	28.34	24.80	42.51	37.20
43,059.87	1,984.33	198.43	28.35	24.80	42.52	37.21
43,072.91	1,984.93	198.49	28.36	24.81	42.53	37.22
43,084.10	1,985.44	198.54	28.36	24.82	42.54	37.23
43,126.37	1,987.39	198.74	28.39	24.84	42.59	37.26
43,132.19	1,987.66	198.77	28.40	24.85	42.59	37.27
43,140.02	1,988.02	198.80	28.40	24.85	42.60	37.28

These rates do not include clothing allowances paid through various negotiating units, therefore it is the agencies responsibility to factor in the proper amount in order to pay the overtime in accordance with the FLSA.

TEN MONTH
 You are Viewing an Archived Copy from the New Jersey State Library
SALARY RATE CONVERSION TABLES

Effective: September 1, 2004

Based on 217 Days

1736 Hours - 40 Hour Week

1519 Hours - 35 Hour Week

Annual	Bi-Weekly	Daily	Hourly Rates		Overtime Rates	
			35	40	35	40
43,223.79	1,991.88	199.19	28.46	24.90	42.68	37.35
43,294.45	1,995.14	199.51	28.50	24.94	42.75	37.41
43,332.16	1,996.87	199.69	28.53	24.96	42.79	37.44
43,343.54	1,997.40	199.74	28.53	24.97	42.80	37.45
43,344.58	1,997.45	199.75	28.54	24.97	42.80	37.45
43,395.70	1,999.80	199.98	28.57	25.00	42.85	37.50
43,430.89	2,001.42	200.14	28.59	25.02	42.89	37.53
43,435.36	2,001.63	200.16	28.60	25.02	42.89	37.53
43,443.09	2,001.99	200.20	28.60	25.03	42.90	37.54
43,445.41	2,002.09	200.21	28.60	25.03	42.90	37.54

Annual	Bi-Weekly	Daily	Hourly Rates		Overtime Rates	
			35	40	35	40
43,482.57	2,003.81	200.38	28.63	25.05	42.94	37.57
43,504.94	2,004.84	200.48	28.64	25.06	42.96	37.59
43,555.63	2,007.17	200.72	28.67	25.09	43.01	37.64
43,600.40	2,009.24	200.92	28.70	25.12	43.05	37.67
43,601.44	2,009.28	200.93	28.70	25.12	43.06	37.67
43,662.47	2,012.10	201.21	28.74	25.15	43.12	37.73
43,663.63	2,012.15	201.22	28.75	25.15	43.12	37.73
43,745.81	2,015.94	201.59	28.80	25.20	43.20	37.80
43,767.41	2,016.93	201.69	28.81	25.21	43.22	37.82
43,773.85	2,017.23	201.72	28.82	25.22	43.23	37.82

Annual	Bi-Weekly	Daily	Hourly Rates		Overtime Rates	
			35	40	35	40
43,777.58	2,017.40	201.74	28.82	25.22	43.23	37.83
43,778.62	2,017.45	201.75	28.82	25.22	43.23	37.83
43,786.33	2,017.80	201.78	28.83	25.22	43.24	37.83
43,827.46	2,019.70	201.97	28.85	25.25	43.28	37.87
43,832.21	2,019.92	201.99	28.86	25.25	43.28	37.87
43,844.64	2,020.49	202.05	28.86	25.26	43.30	37.88
43,869.07	2,021.62	202.16	28.88	25.27	43.32	37.91
43,870.11	2,021.66	202.17	28.88	25.27	43.32	37.91
43,878.28	2,022.04	202.20	28.89	25.28	43.33	37.91
43,891.48	2,022.65	202.27	28.90	25.28	43.34	37.92

These rates do not include clothing allowances paid through various negotiating units, therefore it is the agencies responsibility to factor in the proper amount in order to pay the overtime in accordance with the FLSA.

Effective: September 1, 2004

Based on 217 Days

1736 Hours - 40 Hour Week

1519 Hours - 35 Hour Week

Annual	Bi-Weekly	Daily	Hourly Rates		Overtime Rates	
			35	40	35	40
44,007.94	2,028.02	202.80	28.97	25.35	43.46	38.03
44,026.85	2,028.89	202.89	28.98	25.36	43.48	38.04
44,055.22	2,030.19	203.02	29.00	25.38	43.50	38.07
44,067.58	2,030.76	203.08	29.01	25.39	43.52	38.08
44,087.35	2,031.68	203.17	29.02	25.40	43.54	38.09
44,089.52	2,031.78	203.18	29.03	25.40	43.54	38.10
44,103.38	2,032.41	203.24	29.03	25.41	43.55	38.11
44,114.19	2,032.91	203.29	29.04	25.41	43.56	38.12
44,150.06	2,034.56	203.46	29.07	25.43	43.60	38.15
44,164.28	2,035.22	203.52	29.08	25.44	43.61	38.16

Annual	Bi-Weekly	Daily	Hourly Rates		Overtime Rates	
			35	40	35	40
44,179.21	2,035.91	203.59	29.08	25.45	43.63	38.17
44,180.23	2,035.96	203.60	29.09	25.45	43.63	38.17
44,205.75	2,037.13	203.71	29.10	25.46	43.65	38.20
44,250.10	2,039.18	203.92	29.13	25.49	43.70	38.24
44,262.62	2,039.75	203.98	29.14	25.50	43.71	38.25
44,266.41	2,039.93	203.99	29.14	25.50	43.71	38.25
44,271.53	2,040.16	204.02	29.15	25.50	43.72	38.25
44,295.70	2,041.28	204.13	29.16	25.52	43.74	38.27
44,298.11	2,041.39	204.14	29.16	25.52	43.74	38.28
44,298.25	2,041.39	204.14	29.16	25.52	43.74	38.28

Annual	Bi-Weekly	Daily	Hourly Rates		Overtime Rates	
			35	40	35	40
44,306.88	2,041.79	204.18	29.17	25.52	43.75	38.28
44,347.72	2,043.67	204.37	29.20	25.55	43.79	38.32
44,358.99	2,044.19	204.42	29.20	25.55	43.80	38.33
44,360.20	2,044.25	204.43	29.20	25.55	43.81	38.33
44,394.81	2,045.84	204.58	29.23	25.57	43.84	38.36
44,418.34	2,046.93	204.69	29.24	25.59	43.86	38.38
44,493.27	2,050.38	205.04	29.29	25.63	43.94	38.45
44,507.74	2,051.05	205.11	29.30	25.64	43.95	38.46
44,594.88	2,055.06	205.51	29.36	25.69	44.04	38.53
44,601.05	2,055.35	205.54	29.36	25.69	44.04	38.54

These rates do not include clothing allowances paid through various negotiating units, therefore it is the agencies responsibility to factor in the proper amount in order to pay the overtime in accordance with the FLSA.

TEN MONTH
 You are Viewing an Archived Copy from the New Jersey State Library
SALARY RATE CONVERSION TABLES

Effective: September 1, 2004

Based on 217 Days

1736 Hours - 40 Hour Week

1519 Hours - 35 Hour Week

Annual	Bi-Weekly	Daily	Hourly Rates		Overtime Rates	
			35	40	35	40
44,611.16	2,055.81	205.58	29.37	25.70	44.05	38.55
44,621.65	2,056.30	205.63	29.38	25.70	44.06	38.56
44,622.73	2,056.35	205.64	29.38	25.70	44.06	38.56
44,639.99	2,057.14	205.71	29.39	25.71	44.08	38.57
44,664.28	2,058.26	205.83	29.40	25.73	44.11	38.59
44,672.75	2,058.65	205.87	29.41	25.73	44.11	38.60
44,675.14	2,058.76	205.88	29.41	25.74	44.12	38.60
44,688.05	2,059.36	205.94	29.42	25.74	44.13	38.61
44,715.46	2,060.62	206.06	29.44	25.76	44.16	38.64
44,761.66	2,062.75	206.28	29.47	25.78	44.20	38.68

Annual	Bi-Weekly	Daily	Hourly Rates		Overtime Rates	
			35	40	35	40
44,864.45	2,067.49	206.75	29.54	25.84	44.30	38.77
44,929.10	2,070.47	207.05	29.58	25.88	44.37	38.82
44,940.40	2,070.99	207.10	29.59	25.89	44.38	38.83
45,002.48	2,073.85	207.39	29.63	25.92	44.44	38.88
45,020.40	2,074.67	207.47	29.64	25.93	44.46	38.90
45,021.48	2,074.72	207.47	29.64	25.93	44.46	38.90
45,042.94	2,075.71	207.57	29.65	25.95	44.48	38.92
45,047.49	2,075.92	207.59	29.66	25.95	44.48	38.92
45,056.39	2,076.33	207.63	29.66	25.95	44.49	38.93
45,058.16	2,076.41	207.64	29.66	25.96	44.49	38.93

Annual	Bi-Weekly	Daily	Hourly Rates		Overtime Rates	
			35	40	35	40
45,120.05	2,079.26	207.93	29.70	25.99	44.56	38.99
45,136.44	2,080.02	208.00	29.72	26.00	44.57	39.00
45,141.78	2,080.27	208.03	29.72	26.00	44.58	39.00
45,160.12	2,081.11	208.11	29.73	26.01	44.60	39.02
45,167.38	2,081.45	208.15	29.74	26.02	44.60	39.03
45,180.05	2,082.03	208.20	29.74	26.03	44.61	39.04
45,222.70	2,084.00	208.40	29.77	26.05	44.66	39.08
45,237.41	2,084.67	208.47	29.78	26.06	44.67	39.09
45,237.78	2,084.69	208.47	29.78	26.06	44.67	39.09
45,335.51	2,089.19	208.92	29.85	26.12	44.77	39.17

These rates do not include clothing allowances paid through various negotiating units, therefore it is the agencies responsibility to factor in the proper amount in order to pay the overtime in accordance with the FLSA.

Effective: September 1, 2004

Based on 217 Days

1736 Hours - 40 Hour Week

1519 Hours - 35 Hour Week

Annual	Bi-Weekly	Daily	Hourly Rates		Overtime Rates	
			35	40	35	40
45,355.66	2,090.12	209.01	29.86	26.13	44.79	39.19
45,362.88	2,090.46	209.05	29.86	26.13	44.80	39.20
45,363.96	2,090.51	209.05	29.86	26.13	44.80	39.20
45,404.63	2,092.38	209.24	29.89	26.16	44.84	39.23
45,457.32	2,094.81	209.48	29.93	26.19	44.89	39.28
45,460.66	2,094.96	209.50	29.93	26.19	44.89	39.28
45,461.24	2,094.99	209.50	29.93	26.19	44.89	39.28
45,523.20	2,097.84	209.78	29.97	26.22	44.95	39.33
45,565.49	2,099.79	209.98	30.00	26.25	45.00	39.37
45,596.08	2,101.20	210.12	30.02	26.27	45.03	39.40

Annual	Bi-Weekly	Daily	Hourly Rates		Overtime Rates	
			35	40	35	40
45,609.10	2,101.80	210.18	30.03	26.27	45.04	39.41
45,628.65	2,102.70	210.27	30.04	26.28	45.06	39.43
45,629.73	2,102.75	210.28	30.04	26.28	45.06	39.43
45,659.75	2,104.14	210.41	30.06	26.30	45.09	39.45
45,662.84	2,104.28	210.43	30.06	26.30	45.09	39.45
45,689.90	2,105.53	210.55	30.08	26.32	45.12	39.48
45,702.58	2,106.11	210.61	30.09	26.33	45.13	39.49
45,703.63	2,106.16	210.62	30.09	26.33	45.13	39.49
45,806.58	2,110.90	211.09	30.16	26.39	45.23	39.58
45,811.63	2,111.14	211.11	30.16	26.39	45.24	39.58

Annual	Bi-Weekly	Daily	Hourly Rates		Overtime Rates	
			35	40	35	40
45,812.71	2,111.18	211.12	30.16	26.39	45.24	39.59
45,869.72	2,113.81	211.38	30.20	26.42	45.30	39.63
45,887.56	2,114.63	211.46	30.21	26.43	45.31	39.65
45,909.05	2,115.62	211.56	30.22	26.45	45.33	39.67
45,910.15	2,115.68	211.57	30.22	26.45	45.34	39.67
45,917.30	2,116.00	211.60	30.23	26.45	45.34	39.68
45,923.02	2,116.27	211.63	30.23	26.45	45.35	39.68
45,971.24	2,118.49	211.85	30.26	26.48	45.40	39.72
45,984.10	2,119.08	211.91	30.27	26.49	45.41	39.73
45,986.68	2,119.20	211.92	30.27	26.49	45.41	39.74

These rates do not include clothing allowances paid through various negotiating units, therefore it is the agencies responsibility to factor in the proper amount in order to pay the overtime in accordance with the FLSA.

Effective: September 1, 2004

Based on 217 Days

1736 Hours - 40 Hour Week

1519 Hours - 35 Hour Week

Annual	Bi-Weekly	Daily	Hourly Rates		Overtime Rates	
			35	40	35	40
46,021.31	2,120.80	212.08	30.30	26.51	45.45	39.77
46,074.93	2,123.27	212.33	30.33	26.54	45.50	39.81
46,079.81	2,123.49	212.35	30.34	26.54	45.50	39.82
46,138.31	2,126.19	212.62	30.37	26.58	45.56	39.87
46,149.41	2,126.70	212.67	30.38	26.58	45.57	39.88
46,155.32	2,126.97	212.70	30.39	26.59	45.58	39.88
46,213.31	2,129.65	212.97	30.42	26.62	45.64	39.93
46,218.76	2,129.90	212.99	30.43	26.62	45.64	39.94
46,219.88	2,129.95	213.00	30.43	26.62	45.64	39.94
46,224.26	2,130.15	213.02	30.43	26.63	45.65	39.94

Annual	Bi-Weekly	Daily	Hourly Rates		Overtime Rates	
			35	40	35	40
46,259.65	2,131.78	213.18	30.45	26.65	45.68	39.97
46,263.56	2,131.96	213.20	30.46	26.65	45.69	39.98
46,276.66	2,132.56	213.26	30.47	26.66	45.70	39.99
46,309.79	2,134.09	213.41	30.49	26.68	45.73	40.01
46,318.65	2,134.50	213.45	30.49	26.68	45.74	40.02
46,323.47	2,134.72	213.47	30.50	26.68	45.74	40.03
46,329.20	2,134.99	213.50	30.50	26.69	45.75	40.03
46,329.59	2,135.00	213.50	30.50	26.69	45.75	40.03
46,343.01	2,135.62	213.56	30.51	26.70	45.76	40.04
46,358.06	2,136.32	213.63	30.52	26.70	45.78	40.06

Annual	Bi-Weekly	Daily	Hourly Rates		Overtime Rates	
			35	40	35	40
46,371.05	2,136.91	213.69	30.53	26.71	45.79	40.07
46,421.95	2,139.26	213.93	30.56	26.74	45.84	40.11
46,458.80	2,140.96	214.10	30.59	26.76	45.88	40.14
46,471.82	2,141.56	214.16	30.59	26.77	45.89	40.15
46,508.01	2,143.23	214.32	30.62	26.79	45.93	40.19
46,516.79	2,143.63	214.36	30.62	26.80	45.93	40.19
46,526.56	2,144.08	214.41	30.63	26.80	45.95	40.20
46,564.10	2,145.81	214.58	30.65	26.82	45.98	40.23
46,577.29	2,146.42	214.64	30.66	26.83	45.99	40.25
46,584.47	2,146.75	214.68	30.67	26.83	46.00	40.25

These rates do not include clothing allowances paid through various negotiating units, therefore it is the agencies responsibility to factor in the proper amount in order to pay the overtime in accordance with the FLSA.

TEN MONTH
 You are Viewing an Archived Copy from the New Jersey State Library
SALARY RATE CONVERSION TABLES

Effective: September 1, 2004

Based on 217 Days
 1736 Hours - 40 Hour Week
 1519 Hours - 35 Hour Week

Annual	Bi-Weekly	Daily	Hourly Rates		Overtime Rates	
			35	40	35	40
46,615.85	2,148.20	214.82	30.69	26.85	46.03	40.28
46,670.91	2,150.73	215.07	30.73	26.88	46.09	40.33
46,680.40	2,151.17	215.12	30.73	26.89	46.10	40.34
46,684.36	2,151.35	215.14	30.73	26.89	46.10	40.34
46,697.26	2,151.95	215.20	30.74	26.90	46.11	40.35
46,698.38	2,152.00	215.20	30.74	26.90	46.11	40.35
46,720.01	2,153.00	215.30	30.76	26.91	46.14	40.37
46,735.16	2,153.69	215.37	30.77	26.92	46.15	40.38
46,818.33	2,157.53	215.75	30.82	26.97	46.23	40.45
46,825.15	2,157.84	215.78	30.83	26.97	46.24	40.46

Annual	Bi-Weekly	Daily	Hourly Rates		Overtime Rates	
			35	40	35	40
46,894.72	2,161.05	216.11	30.87	27.01	46.31	40.52
46,903.87	2,161.47	216.15	30.88	27.02	46.32	40.53
46,917.01	2,162.07	216.21	30.89	27.03	46.33	40.54
46,954.96	2,163.82	216.38	30.91	27.05	46.37	40.57
46,959.51	2,164.03	216.40	30.92	27.05	46.37	40.58
46,962.83	2,164.19	216.42	30.92	27.05	46.38	40.58
47,031.00	2,167.33	216.73	30.96	27.09	46.44	40.64
47,125.36	2,171.68	217.17	31.02	27.15	46.54	40.72
47,126.48	2,171.73	217.17	31.03	27.15	46.54	40.72
47,143.54	2,172.51	217.25	31.04	27.16	46.55	40.73

Annual	Bi-Weekly	Daily	Hourly Rates		Overtime Rates	
			35	40	35	40
47,153.91	2,172.99	217.30	31.04	27.16	46.56	40.74
47,188.78	2,174.60	217.46	31.07	27.18	46.60	40.77
47,218.94	2,175.99	217.60	31.09	27.20	46.63	40.80
47,243.91	2,177.14	217.71	31.10	27.21	46.65	40.82
47,251.77	2,177.50	217.75	31.11	27.22	46.66	40.83
47,252.70	2,177.54	217.75	31.11	27.22	46.66	40.83
47,253.63	2,177.59	217.76	31.11	27.22	46.66	40.83
47,317.74	2,180.54	218.05	31.15	27.26	46.73	40.89
47,368.65	2,182.89	218.29	31.18	27.29	46.78	40.93
47,379.16	2,183.37	218.34	31.19	27.29	46.79	40.94

These rates do not include clothing allowances paid through various negotiating units, therefore it is the agencies responsibility to factor in the proper amount in order to pay the overtime in accordance with the FLSA.

TEN MONTH
 You are Viewing an Archived Copy from the New Jersey State Library
SALARY RATE CONVERSION TABLES

Effective: September 1, 2004

Based on 217 Days

1736 Hours - 40 Hour Week

1519 Hours - 35 Hour Week

Annual	Bi-Weekly	Daily	Hourly Rates		Overtime Rates	
			35	40	35	40
47,390.72	2,183.90	218.39	31.20	27.30	46.80	40.95
47,418.31	2,185.18	218.52	31.22	27.32	46.83	40.97
47,431.87	2,185.80	218.58	31.23	27.32	46.84	40.98
47,447.23	2,186.51	218.65	31.24	27.33	46.85	41.00
47,479.72	2,188.01	218.80	31.26	27.35	46.89	41.03
47,480.84	2,188.06	218.81	31.26	27.35	46.89	41.03
47,487.29	2,188.35	218.84	31.26	27.35	46.89	41.03
47,500.61	2,188.97	218.90	31.27	27.36	46.91	41.04
47,552.54	2,191.36	219.14	31.31	27.39	46.96	41.09
47,563.07	2,191.85	219.19	31.31	27.40	46.97	41.10

Annual	Bi-Weekly	Daily	Hourly Rates		Overtime Rates	
			35	40	35	40
47,582.48	2,192.74	219.27	31.33	27.41	46.99	41.11
47,586.31	2,192.92	219.29	31.33	27.41	46.99	41.12
47,633.99	2,195.11	219.51	31.36	27.44	47.04	41.16
47,652.09	2,195.95	219.60	31.37	27.45	47.06	41.17
47,687.58	2,197.58	219.76	31.39	27.47	47.09	41.21
47,754.19	2,200.65	220.07	31.44	27.51	47.16	41.26
47,755.31	2,200.71	220.07	31.44	27.51	47.16	41.26
47,815.87	2,203.50	220.35	31.48	27.54	47.22	41.32
47,817.03	2,203.55	220.36	31.48	27.54	47.22	41.32
47,852.74	2,205.20	220.52	31.50	27.57	47.25	41.35

Annual	Bi-Weekly	Daily	Hourly Rates		Overtime Rates	
			35	40	35	40
47,887.26	2,206.79	220.68	31.53	27.59	47.29	41.38
47,892.30	2,207.02	220.70	31.53	27.59	47.29	41.38
47,900.62	2,207.40	220.74	31.53	27.59	47.30	41.39
47,930.48	2,208.78	220.88	31.55	27.61	47.33	41.42
47,939.24	2,209.18	220.92	31.56	27.62	47.34	41.42
47,944.11	2,209.41	220.94	31.56	27.62	47.34	41.43
47,949.03	2,209.63	220.96	31.57	27.62	47.35	41.43
47,950.19	2,209.69	220.97	31.57	27.62	47.35	41.43
47,997.31	2,211.86	221.19	31.60	27.65	47.40	41.47
48,010.21	2,212.45	221.25	31.61	27.66	47.41	41.48

These rates do not include clothing allowances paid through various negotiating units, therefore it is the agencies responsibility to factor in the proper amount in order to pay the overtime in accordance with the FLSA.

TEN MONTH
 You are Viewing an Archived Copy from the New Jersey State Library
SALARY RATE CONVERSION TABLES

Effective: September 1, 2004

Based on 217 Days

1736 Hours - 40 Hour Week

1519 Hours - 35 Hour Week

Annual	Bi-Weekly	Daily	Hourly Rates		Overtime Rates	
			35	40	35	40
48,049.39	2,214.26	221.43	31.63	27.68	47.45	41.52
48,050.53	2,214.31	221.43	31.63	27.68	47.45	41.52
48,057.35	2,214.62	221.46	31.64	27.68	47.46	41.52
48,128.72	2,217.91	221.79	31.68	27.72	47.53	41.59
48,150.27	2,218.91	221.89	31.70	27.74	47.55	41.60
48,221.19	2,222.17	222.22	31.75	27.78	47.62	41.67
48,221.80	2,222.20	222.22	31.75	27.78	47.62	41.67
48,235.55	2,222.84	222.28	31.76	27.79	47.63	41.68
48,277.02	2,224.75	222.48	31.78	27.81	47.67	41.71
48,283.66	2,225.05	222.51	31.79	27.81	47.68	41.72

Annual	Bi-Weekly	Daily	Hourly Rates		Overtime Rates	
			35	40	35	40
48,287.95	2,225.25	222.53	31.79	27.82	47.68	41.72
48,290.70	2,225.38	222.54	31.79	27.82	47.69	41.73
48,323.88	2,226.91	222.69	31.81	27.84	47.72	41.75
48,350.27	2,228.12	222.81	31.83	27.85	47.75	41.78
48,374.12	2,229.22	222.92	31.85	27.87	47.77	41.80
48,375.28	2,229.28	222.93	31.85	27.87	47.77	41.80
48,388.84	2,229.90	222.99	31.86	27.87	47.78	41.81
48,407.28	2,230.75	223.08	31.87	27.88	47.80	41.83
48,418.01	2,231.24	223.12	31.88	27.89	47.81	41.84
48,484.91	2,234.33	223.43	31.92	27.93	47.88	41.89

Annual	Bi-Weekly	Daily	Hourly Rates		Overtime Rates	
			35	40	35	40
48,496.35	2,234.85	223.49	31.93	27.94	47.89	41.90
48,519.33	2,235.91	223.59	31.94	27.95	47.91	41.92
48,540.31	2,236.88	223.69	31.96	27.96	47.93	41.94
48,569.88	2,238.24	223.82	31.98	27.98	47.96	41.97
48,580.27	2,238.72	223.87	31.98	27.98	47.97	41.98
48,583.44	2,238.87	223.89	31.98	27.99	47.98	41.98
48,586.43	2,239.01	223.90	31.99	27.99	47.98	41.98
48,621.21	2,240.61	224.06	32.01	28.01	48.01	42.01
48,640.36	2,241.49	224.15	32.02	28.02	48.03	42.03
48,653.97	2,242.12	224.21	32.03	28.03	48.05	42.04

These rates do not include clothing allowances paid through various negotiating units, therefore it is the agencies responsibility to factor in the proper amount in order to pay the overtime in accordance with the FLSA.

TEN MONTH
 You are Viewing an Archived Copy from the New Jersey State Library
SALARY RATE CONVERSION TABLES

Effective: September 1, 2004

Based on 217 Days

1736 Hours - 40 Hour Week

1519 Hours - 35 Hour Week

Annual	Bi-Weekly	Daily	Hourly Rates		Overtime Rates	
			35	40	35	40
48,702.96	2,244.38	224.44	32.06	28.06	48.09	42.08
48,780.48	2,247.95	224.80	32.11	28.10	48.17	42.15
48,794.38	2,248.59	224.86	32.12	28.11	48.18	42.16
48,836.89	2,250.55	225.06	32.15	28.13	48.23	42.20
48,845.14	2,250.93	225.09	32.16	28.14	48.23	42.21
48,847.16	2,251.02	225.10	32.16	28.14	48.24	42.21
48,849.04	2,251.11	225.11	32.16	28.14	48.24	42.21
48,860.98	2,251.66	225.17	32.17	28.15	48.25	42.22
48,862.43	2,251.72	225.17	32.17	28.15	48.25	42.22
48,876.08	2,252.35	225.24	32.18	28.15	48.26	42.23

Annual	Bi-Weekly	Daily	Hourly Rates		Overtime Rates	
			35	40	35	40
48,887.84	2,252.90	225.29	32.18	28.16	48.28	42.24
48,889.00	2,252.95	225.30	32.19	28.16	48.28	42.24
48,893.71	2,253.17	225.32	32.19	28.17	48.28	42.25
48,907.48	2,253.80	225.38	32.20	28.17	48.30	42.26
48,914.68	2,254.13	225.41	32.20	28.18	48.30	42.27
48,947.68	2,255.65	225.57	32.22	28.20	48.34	42.29
48,971.24	2,256.74	225.67	32.24	28.21	48.36	42.31
49,055.42	2,260.62	226.06	32.30	28.26	48.44	42.39
49,102.63	2,262.79	226.28	32.33	28.29	48.49	42.43
49,145.30	2,264.76	226.48	32.35	28.31	48.53	42.47

Annual	Bi-Weekly	Daily	Hourly Rates		Overtime Rates	
			35	40	35	40
49,167.29	2,265.77	226.58	32.37	28.32	48.55	42.48
49,208.84	2,267.69	226.77	32.40	28.35	48.59	42.52
49,240.54	2,269.15	226.92	32.42	28.36	48.62	42.55
49,241.12	2,269.18	226.92	32.42	28.37	48.63	42.55
49,254.64	2,269.80	226.98	32.43	28.37	48.64	42.56
49,265.76	2,270.31	227.03	32.43	28.38	48.65	42.57
49,314.83	2,272.57	227.26	32.47	28.41	48.70	42.61
49,330.79	2,273.31	227.33	32.48	28.42	48.71	42.62
49,331.95	2,273.36	227.34	32.48	28.42	48.72	42.63
49,346.04	2,274.01	227.40	32.49	28.43	48.73	42.64

These rates do not include clothing allowances paid through various negotiating units, therefore it is the agencies responsibility to factor in the proper amount in order to pay the overtime in accordance with the FLSA.

TEN MONTH
 You are Viewing an Archived Copy from the New Jersey State Library
SALARY RATE CONVERSION TABLES

Effective: September 1, 2004

Based on 217 Days

1736 Hours - 40 Hour Week

1519 Hours - 35 Hour Week

Annual	Bi-Weekly	Daily	Hourly Rates		Overtime Rates	
			35	40	35	40
49,366.04	2,274.93	227.49	32.50	28.44	48.75	42.66
49,402.66	2,276.62	227.66	32.52	28.46	48.78	42.69
49,434.46	2,278.09	227.81	32.54	28.48	48.82	42.71
49,449.48	2,278.78	227.88	32.55	28.49	48.83	42.73
49,544.03	2,283.14	228.31	32.62	28.54	48.92	42.81
49,558.95	2,283.82	228.38	32.63	28.55	48.94	42.82
49,577.18	2,284.66	228.47	32.64	28.56	48.96	42.84
49,578.08	2,284.70	228.47	32.64	28.56	48.96	42.84
49,625.67	2,286.90	228.69	32.67	28.59	49.01	42.88
49,629.28	2,287.06	228.71	32.67	28.59	49.01	42.88

Annual	Bi-Weekly	Daily	Hourly Rates		Overtime Rates	
			35	40	35	40
49,689.05	2,289.82	228.98	32.71	28.62	49.07	42.93
49,696.75	2,290.17	229.02	32.72	28.63	49.08	42.94
49,697.91	2,290.23	229.02	32.72	28.63	49.08	42.94
49,707.64	2,290.67	229.07	32.72	28.63	49.09	42.95
49,763.81	2,293.26	229.33	32.76	28.67	49.14	43.00
49,769.57	2,293.53	229.35	32.77	28.67	49.15	43.00
49,785.50	2,294.26	229.43	32.78	28.68	49.16	43.02
49,803.28	2,295.08	229.51	32.79	28.69	49.18	43.03
49,813.29	2,295.54	229.55	32.79	28.69	49.19	43.04
49,817.14	2,295.72	229.57	32.80	28.70	49.19	43.05

Annual	Bi-Weekly	Daily	Hourly Rates		Overtime Rates	
			35	40	35	40
49,857.17	2,297.57	229.76	32.82	28.72	49.23	43.08
49,876.69	2,298.46	229.85	32.84	28.73	49.25	43.10
49,882.11	2,298.71	229.87	32.84	28.73	49.26	43.10
49,882.79	2,298.75	229.88	32.84	28.73	49.26	43.10
49,917.84	2,300.36	230.04	32.86	28.76	49.29	43.13
49,973.40	2,302.92	230.29	32.90	28.79	49.35	43.18
49,989.01	2,303.64	230.36	32.91	28.80	49.36	43.19
49,990.23	2,303.70	230.37	32.91	28.80	49.37	43.19
50,029.73	2,305.52	230.55	32.94	28.82	49.40	43.23
50,050.98	2,306.50	230.65	32.95	28.83	49.43	43.25

These rates do not include clothing allowances paid through various negotiating units, therefore it is the agencies responsibility to factor in the proper amount in order to pay the overtime in accordance with the FLSA.

Effective: September 1, 2004

Based on 217 Days

1736 Hours - 40 Hour Week

1519 Hours - 35 Hour Week

Annual	Bi-Weekly	Daily	Hourly Rates		Overtime Rates	
			35	40	35	40
50,052.18	2,306.55	230.66	32.95	28.83	49.43	43.25
50,076.28	2,307.66	230.77	32.97	28.85	49.45	43.27
50,182.73	2,312.57	231.26	33.04	28.91	49.56	43.36
50,189.73	2,312.89	231.29	33.04	28.91	49.56	43.37
50,190.91	2,312.95	231.30	33.04	28.91	49.56	43.37
50,230.09	2,314.75	231.48	33.07	28.93	49.60	43.40
50,251.12	2,315.72	231.57	33.08	28.95	49.62	43.42
50,252.43	2,315.78	231.58	33.08	28.95	49.62	43.42
50,270.76	2,316.62	231.66	33.10	28.96	49.64	43.44
50,290.48	2,317.53	231.75	33.11	28.97	49.66	43.45

Annual	Bi-Weekly	Daily	Hourly Rates		Overtime Rates	
			35	40	35	40
50,298.98	2,317.93	231.79	33.11	28.97	49.67	43.46
50,300.19	2,317.98	231.80	33.11	28.98	49.67	43.46
50,304.74	2,318.19	231.82	33.12	28.98	49.68	43.47
50,312.30	2,318.54	231.85	33.12	28.98	49.68	43.47
50,337.97	2,319.72	231.97	33.14	29.00	49.71	43.50
50,342.21	2,319.92	231.99	33.14	29.00	49.71	43.50
50,477.96	2,326.17	232.62	33.23	29.08	49.85	43.62
50,484.42	2,326.47	232.65	33.24	29.08	49.85	43.62
50,520.58	2,328.14	232.81	33.26	29.10	49.89	43.65
50,540.41	2,329.05	232.91	33.27	29.11	49.91	43.67

Annual	Bi-Weekly	Daily	Hourly Rates		Overtime Rates	
			35	40	35	40
50,547.87	2,329.39	232.94	33.28	29.12	49.92	43.68
50,563.83	2,330.13	233.01	33.29	29.13	49.93	43.69
50,599.29	2,331.76	233.18	33.31	29.15	49.97	43.72
50,610.42	2,332.28	233.23	33.32	29.15	49.98	43.73
50,650.32	2,334.12	233.41	33.35	29.18	50.02	43.76
50,651.52	2,334.17	233.42	33.35	29.18	50.02	43.77
50,680.60	2,335.51	233.55	33.36	29.19	50.05	43.79
50,680.96	2,335.53	233.55	33.37	29.19	50.05	43.79
50,695.06	2,336.18	233.62	33.37	29.20	50.06	43.80
50,734.41	2,337.99	233.80	33.40	29.23	50.10	43.84

These rates do not include clothing allowances paid through various negotiating units, therefore it is the agencies responsibility to factor in the proper amount in order to pay the overtime in accordance with the FLSA.

TEN MONTH
 You are Viewing an Archived Copy from the New Jersey State Library
SALARY RATE CONVERSION TABLES

Effective: September 1, 2004

Based on 217 Days

1736 Hours - 40 Hour Week

1519 Hours - 35 Hour Week

Annual	Bi-Weekly	Daily	Hourly Rates		Overtime Rates	
			35	40	35	40
50,750.91	2,338.75	233.88	33.41	29.23	50.12	43.85
50,769.90	2,339.63	233.96	33.42	29.25	50.13	43.87
50,790.92	2,340.60	234.06	33.44	29.26	50.16	43.89
50,792.65	2,340.68	234.07	33.44	29.26	50.16	43.89
50,803.36	2,341.17	234.12	33.45	29.27	50.17	43.90
50,861.37	2,343.84	234.38	33.48	29.30	50.22	43.95
50,951.63	2,348.00	234.80	33.54	29.35	50.31	44.03
50,970.27	2,348.86	234.89	33.56	29.36	50.33	44.04
50,996.86	2,350.09	235.01	33.57	29.38	50.36	44.06
51,011.47	2,350.76	235.08	33.58	29.38	50.37	44.08

Annual	Bi-Weekly	Daily	Hourly Rates		Overtime Rates	
			35	40	35	40
51,037.60	2,351.96	235.20	33.60	29.40	50.40	44.10
51,057.93	2,352.90	235.29	33.61	29.41	50.42	44.12
51,062.77	2,353.12	235.31	33.62	29.41	50.42	44.12
51,077.41	2,353.80	235.38	33.63	29.42	50.44	44.13
51,142.37	2,356.79	235.68	33.67	29.46	50.50	44.19
51,145.77	2,356.95	235.70	33.67	29.46	50.51	44.19
51,147.06	2,357.01	235.70	33.67	29.46	50.51	44.19
51,181.86	2,358.61	235.86	33.69	29.48	50.54	44.22
51,183.06	2,358.67	235.87	33.70	29.48	50.54	44.22
51,216.83	2,360.22	236.02	33.72	29.50	50.58	44.25

Annual	Bi-Weekly	Daily	Hourly Rates		Overtime Rates	
			35	40	35	40
51,223.32	2,360.52	236.05	33.72	29.51	50.58	44.26
51,237.67	2,361.18	236.12	33.73	29.52	50.60	44.27
51,258.12	2,362.13	236.21	33.75	29.53	50.62	44.29
51,279.51	2,363.11	236.31	33.76	29.54	50.64	44.31
51,279.75	2,363.12	236.31	33.76	29.54	50.64	44.31
51,285.69	2,363.40	236.34	33.76	29.54	50.64	44.31
51,293.46	2,363.75	236.38	33.77	29.55	50.65	44.32
51,340.28	2,365.91	236.59	33.80	29.57	50.70	44.36
51,354.82	2,366.58	236.66	33.81	29.58	50.71	44.37
51,372.95	2,367.42	236.74	33.82	29.59	50.73	44.39

These rates do not include clothing allowances paid through various negotiating units, therefore it is the agencies responsibility to factor in the proper amount in order to pay the overtime in accordance with the FLSA.

TEN MONTH
 You are Viewing an Archived Copy from the New Jersey State Library
SALARY RATE CONVERSION TABLES

Effective: September 1, 2004

Based on 217 Days

1736 Hours - 40 Hour Week

1519 Hours - 35 Hour Week

Annual	Bi-Weekly	Daily	Hourly Rates		Overtime Rates	
			35	40	35	40
51,396.07	2,368.48	236.85	33.84	29.61	50.75	44.41
51,426.16	2,369.87	236.99	33.86	29.62	50.78	44.43
51,448.17	2,370.88	237.09	33.87	29.64	50.81	44.45
51,509.43	2,373.71	237.37	33.91	29.67	50.87	44.51
51,513.65	2,373.90	237.39	33.91	29.67	50.87	44.51
51,522.17	2,374.29	237.43	33.92	29.68	50.88	44.52
51,624.62	2,379.01	237.90	33.99	29.74	50.98	44.61
51,639.31	2,379.69	237.97	34.00	29.75	50.99	44.62
51,640.51	2,379.75	237.98	34.00	29.75	50.99	44.62
51,655.05	2,380.42	238.04	34.01	29.76	51.01	44.63

Annual	Bi-Weekly	Daily	Hourly Rates		Overtime Rates	
			35	40	35	40
51,670.67	2,381.14	238.11	34.02	29.76	51.02	44.65
51,682.47	2,381.68	238.17	34.02	29.77	51.04	44.66
51,697.34	2,382.37	238.24	34.03	29.78	51.05	44.67
51,719.30	2,383.38	238.34	34.05	29.79	51.07	44.69
51,733.66	2,384.04	238.40	34.06	29.80	51.09	44.70
51,754.01	2,384.98	238.50	34.07	29.81	51.11	44.72
51,767.59	2,385.60	238.56	34.08	29.82	51.12	44.73
51,775.10	2,385.95	238.60	34.09	29.82	51.13	44.74
51,785.71	2,386.44	238.64	34.09	29.83	51.14	44.75
51,832.80	2,388.61	238.86	34.12	29.86	51.18	44.79

Annual	Bi-Weekly	Daily	Hourly Rates		Overtime Rates	
			35	40	35	40
51,986.60	2,395.70	239.57	34.22	29.95	51.34	44.92
52,002.29	2,396.42	239.64	34.24	29.96	51.35	44.93
52,009.45	2,396.75	239.68	34.24	29.96	51.36	44.94
52,016.32	2,397.07	239.71	34.24	29.96	51.37	44.94
52,027.01	2,397.56	239.76	34.25	29.97	51.38	44.95
52,028.99	2,397.65	239.77	34.25	29.97	51.38	44.96
52,030.27	2,397.71	239.77	34.25	29.97	51.38	44.96
52,052.90	2,398.75	239.88	34.27	29.98	51.40	44.98
52,113.40	2,401.54	240.15	34.31	30.02	51.46	45.03
52,125.94	2,402.12	240.21	34.32	30.03	51.47	45.04

These rates do not include clothing allowances paid through various negotiating units, therefore it is the agencies responsibility to factor in the proper amount in order to pay the overtime in accordance with the FLSA.

TEN MONTH
 You are Viewing an Archived Copy from the New Jersey State Library
SALARY RATE CONVERSION TABLES

Effective: September 1, 2004

Based on 217 Days

1736 Hours - 40 Hour Week

1519 Hours - 35 Hour Week

Annual	Bi-Weekly	Daily	Hourly Rates		Overtime Rates	
			35	40	35	40
52,128.25	2,402.22	240.22	34.32	30.03	51.48	45.04
52,144.27	2,402.96	240.30	34.33	30.04	51.49	45.06
52,148.10	2,403.14	240.31	34.33	30.04	51.50	45.06
52,213.04	2,406.13	240.61	34.37	30.08	51.56	45.12
52,216.91	2,406.31	240.63	34.38	30.08	51.56	45.12
52,252.77	2,407.96	240.80	34.40	30.10	51.60	45.15
52,303.94	2,410.32	241.03	34.43	30.13	51.65	45.19
52,318.78	2,411.00	241.10	34.44	30.14	51.66	45.21
52,330.07	2,411.52	241.15	34.45	30.14	51.68	45.22
52,331.29	2,411.58	241.16	34.45	30.15	51.68	45.22

Annual	Bi-Weekly	Daily	Hourly Rates		Overtime Rates	
			35	40	35	40
52,352.06	2,412.54	241.25	34.47	30.16	51.70	45.24
52,371.55	2,413.44	241.34	34.48	30.17	51.72	45.25
52,371.88	2,413.45	241.35	34.48	30.17	51.72	45.25
52,412.80	2,415.34	241.53	34.51	30.19	51.76	45.29
52,414.04	2,415.39	241.54	34.51	30.19	51.76	45.29
52,487.02	2,418.76	241.88	34.55	30.23	51.83	45.35
52,537.91	2,421.10	242.11	34.59	30.26	51.88	45.40
52,548.57	2,421.59	242.16	34.59	30.27	51.89	45.41
52,549.85	2,421.65	242.17	34.60	30.27	51.89	45.41
52,587.35	2,423.38	242.34	34.62	30.29	51.93	45.44

Annual	Bi-Weekly	Daily	Hourly Rates		Overtime Rates	
			35	40	35	40
52,610.83	2,424.46	242.45	34.64	30.31	51.95	45.46
52,660.78	2,426.76	242.68	34.67	30.34	52.00	45.50
52,662.04	2,426.82	242.68	34.67	30.34	52.00	45.50
52,677.37	2,427.53	242.75	34.68	30.34	52.02	45.52
52,709.22	2,429.00	242.90	34.70	30.36	52.05	45.54
52,733.29	2,430.11	243.01	34.72	30.38	52.07	45.56
52,757.68	2,431.23	243.12	34.73	30.39	52.10	45.59
52,792.04	2,432.81	243.28	34.75	30.41	52.13	45.62
52,800.63	2,433.21	243.32	34.76	30.42	52.14	45.62
52,806.68	2,433.49	243.35	34.76	30.42	52.15	45.63

These rates do not include clothing allowances paid through various negotiating units, therefore it is the agencies responsibility to factor in the proper amount in order to pay the overtime in accordance with the FLSA.

Effective: September 1, 2004

Based on 217 Days

1736 Hours - 40 Hour Week

1519 Hours - 35 Hour Week

Annual	Bi-Weekly	Daily	Hourly Rates		Overtime Rates	
			35	40	35	40
52,819.36	2,434.07	243.41	34.77	30.43	52.16	45.64
52,841.87	2,435.11	243.51	34.79	30.44	52.18	45.66
52,847.61	2,435.37	243.54	34.79	30.44	52.19	45.66
52,911.55	2,438.32	243.83	34.83	30.48	52.25	45.72
52,915.39	2,438.50	243.85	34.84	30.48	52.25	45.72
52,925.50	2,438.96	243.90	34.84	30.49	52.26	45.73
52,963.03	2,440.69	244.07	34.87	30.51	52.30	45.76
52,999.20	2,442.36	244.24	34.89	30.53	52.34	45.79
53,032.93	2,443.91	244.39	34.91	30.55	52.37	45.82
53,034.17	2,443.97	244.40	34.91	30.55	52.37	45.83

Annual	Bi-Weekly	Daily	Hourly Rates		Overtime Rates	
			35	40	35	40
53,062.51	2,445.28	244.53	34.93	30.57	52.40	45.85
53,081.71	2,446.16	244.62	34.95	30.58	52.42	45.87
53,095.40	2,446.79	244.68	34.95	30.59	52.43	45.88
53,136.31	2,448.68	244.87	34.98	30.61	52.47	45.91
53,148.82	2,449.25	244.93	34.99	30.62	52.48	45.92
53,175.81	2,450.50	245.05	35.01	30.63	52.51	45.95
53,213.24	2,452.22	245.22	35.03	30.65	52.55	45.98
53,214.22	2,452.27	245.23	35.03	30.65	52.55	45.98
53,228.56	2,452.93	245.29	35.04	30.66	52.56	45.99
53,249.78	2,453.91	245.39	35.06	30.67	52.58	46.01

Annual	Bi-Weekly	Daily	Hourly Rates		Overtime Rates	
			35	40	35	40
53,278.97	2,455.25	245.53	35.08	30.69	52.61	46.04
53,293.74	2,455.93	245.59	35.09	30.70	52.63	46.05
53,345.80	2,458.33	245.83	35.12	30.73	52.68	46.09
53,449.66	2,463.12	246.31	35.19	30.79	52.78	46.18
53,466.26	2,463.88	246.39	35.20	30.80	52.80	46.20
53,515.96	2,466.17	246.62	35.23	30.83	52.85	46.24
53,545.00	2,467.51	246.75	35.25	30.84	52.88	46.27
53,550.30	2,467.76	246.78	35.25	30.85	52.88	46.27
53,551.65	2,467.82	246.78	35.26	30.85	52.88	46.27
53,552.93	2,467.88	246.79	35.26	30.85	52.88	46.27

These rates do not include clothing allowances paid through various negotiating units, therefore it is the agencies responsibility to factor in the proper amount in order to pay the overtime in accordance with the FLSA.

TEN MONTH
 You are Viewing an Archived Copy from the New Jersey State Library
SALARY RATE CONVERSION TABLES

Effective: September 1, 2004

Based on 217 Days

1736 Hours - 40 Hour Week

1519 Hours - 35 Hour Week

Annual	Bi-Weekly	Daily	Hourly Rates		Overtime Rates	
			35	40	35	40
53,567.86	2,468.56	246.86	35.27	30.86	52.90	46.29
53,581.87	2,469.21	246.92	35.27	30.87	52.91	46.30
53,583.11	2,469.27	246.93	35.28	30.87	52.91	46.30
53,611.34	2,470.57	247.06	35.29	30.88	52.94	46.32
53,625.91	2,471.24	247.12	35.30	30.89	52.95	46.34
53,635.32	2,471.67	247.17	35.31	30.90	52.97	46.34
53,650.18	2,472.36	247.24	35.32	30.90	52.98	46.36
53,693.03	2,474.33	247.43	35.35	30.93	53.02	46.39
53,774.66	2,478.09	247.81	35.40	30.98	53.10	46.46
53,782.39	2,478.45	247.85	35.41	30.98	53.11	46.47

Annual	Bi-Weekly	Daily	Hourly Rates		Overtime Rates	
			35	40	35	40
53,786.85	2,478.66	247.87	35.41	30.98	53.11	46.47
53,802.16	2,479.36	247.94	35.42	30.99	53.13	46.49
53,844.46	2,481.31	248.13	35.45	31.02	53.17	46.52
53,850.65	2,481.60	248.16	35.45	31.02	53.18	46.53
53,851.57	2,481.64	248.16	35.45	31.02	53.18	46.53
53,860.62	2,482.06	248.21	35.46	31.03	53.19	46.54
53,893.45	2,483.57	248.36	35.48	31.05	53.22	46.57
53,907.93	2,484.24	248.42	35.49	31.05	53.23	46.58
53,923.13	2,484.94	248.49	35.50	31.06	53.25	46.59
53,928.30	2,485.18	248.52	35.50	31.07	53.25	46.60

Annual	Bi-Weekly	Daily	Hourly Rates		Overtime Rates	
			35	40	35	40
53,944.20	2,485.91	248.59	35.51	31.07	53.27	46.61
53,957.96	2,486.54	248.65	35.52	31.08	53.28	46.62
53,966.91	2,486.95	248.70	35.53	31.09	53.29	46.63
53,994.24	2,488.21	248.82	35.55	31.10	53.32	46.65
54,059.24	2,491.21	249.12	35.59	31.14	53.38	46.71
54,068.97	2,491.66	249.17	35.60	31.15	53.39	46.72
54,070.31	2,491.72	249.17	35.60	31.15	53.39	46.72
54,081.95	2,492.26	249.23	35.60	31.15	53.41	46.73
54,085.70	2,492.43	249.24	35.61	31.16	53.41	46.73
54,105.81	2,493.36	249.34	35.62	31.17	53.43	46.75

These rates do not include clothing allowances paid through various negotiating units, therefore it is the agencies responsibility to factor in the proper amount in order to pay the overtime in accordance with the FLSA.

Effective: September 1, 2004

Based on 217 Days

1736 Hours - 40 Hour Week

1519 Hours - 35 Hour Week

Annual	Bi-Weekly	Daily	Hourly Rates		Overtime Rates	
			35	40	35	40
54,181.39	2,496.84	249.68	35.67	31.21	53.50	46.82
54,201.33	2,497.76	249.78	35.68	31.22	53.52	46.83
54,203.63	2,497.86	249.79	35.68	31.22	53.53	46.83
54,207.34	2,498.03	249.80	35.69	31.23	53.53	46.84
54,290.21	2,501.85	250.19	35.74	31.27	53.61	46.91
54,317.40	2,503.11	250.31	35.76	31.29	53.64	46.93
54,329.85	2,503.68	250.37	35.77	31.30	53.65	46.94
54,332.82	2,503.82	250.38	35.77	31.30	53.65	46.95
54,366.15	2,505.35	250.54	35.79	31.32	53.69	46.98
54,378.36	2,505.92	250.59	35.80	31.32	53.70	46.99

Annual	Bi-Weekly	Daily	Hourly Rates		Overtime Rates	
			35	40	35	40
54,470.41	2,510.16	251.02	35.86	31.38	53.79	47.07
54,471.67	2,510.22	251.02	35.86	31.38	53.79	47.07
54,496.45	2,511.36	251.14	35.88	31.39	53.82	47.09
54,543.29	2,513.52	251.35	35.91	31.42	53.86	47.13
54,554.84	2,514.05	251.41	35.92	31.43	53.87	47.14
54,562.83	2,514.42	251.44	35.92	31.43	53.88	47.15
54,584.84	2,515.43	251.54	35.94	31.44	53.90	47.16
54,597.86	2,516.03	251.60	35.94	31.45	53.91	47.18
54,610.87	2,516.63	251.66	35.95	31.46	53.93	47.19
54,625.79	2,517.32	251.73	35.96	31.47	53.94	47.20

Annual	Bi-Weekly	Daily	Hourly Rates		Overtime Rates	
			35	40	35	40
54,628.85	2,517.46	251.75	35.96	31.47	53.95	47.20
54,673.79	2,519.53	251.95	35.99	31.49	53.99	47.24
54,683.39	2,519.97	252.00	36.00	31.50	54.00	47.25
54,712.00	2,521.29	252.13	36.02	31.52	54.03	47.27
54,714.03	2,521.38	252.14	36.02	31.52	54.03	47.28
54,777.35	2,524.30	252.43	36.06	31.55	54.09	47.33
54,798.16	2,525.26	252.53	36.08	31.57	54.11	47.35
54,799.51	2,525.32	252.53	36.08	31.57	54.11	47.35
54,866.41	2,528.41	252.84	36.12	31.61	54.18	47.41
54,884.00	2,529.22	252.92	36.13	31.62	54.20	47.42

These rates do not include clothing allowances paid through various negotiating units, therefore it is the agencies responsibility to factor in the proper amount in order to pay the overtime in accordance with the FLSA.

TEN MONTH
 You are Viewing an Archived Copy from the New Jersey State Library
SALARY RATE CONVERSION TABLES

Effective: September 1, 2004

Based on 217 Days

1736 Hours - 40 Hour Week

1519 Hours - 35 Hour Week

Annual	Bi-Weekly	Daily	Hourly Rates		Overtime Rates	
			35	40	35	40
54,885.28	2,529.28	252.93	36.13	31.62	54.20	47.42
54,898.52	2,529.89	252.99	36.14	31.62	54.21	47.44
54,903.12	2,530.10	253.01	36.14	31.63	54.22	47.44
54,918.30	2,530.80	253.08	36.15	31.64	54.23	47.45
54,944.31	2,532.00	253.20	36.17	31.65	54.26	47.48
54,960.81	2,532.76	253.28	36.18	31.66	54.27	47.49
54,982.16	2,533.74	253.37	36.20	31.67	54.29	47.51
54,991.22	2,534.16	253.42	36.20	31.68	54.30	47.52
55,003.14	2,534.71	253.47	36.21	31.68	54.32	47.53
55,022.58	2,535.60	253.56	36.22	31.70	54.33	47.54

Annual	Bi-Weekly	Daily	Hourly Rates		Overtime Rates	
			35	40	35	40
55,023.89	2,535.66	253.57	36.22	31.70	54.34	47.54
55,069.78	2,537.78	253.78	36.25	31.72	54.38	47.58
55,079.87	2,538.24	253.82	36.26	31.73	54.39	47.59
55,118.14	2,540.01	254.00	36.29	31.75	54.43	47.63
55,140.61	2,541.04	254.10	36.30	31.76	54.45	47.64
55,141.92	2,541.10	254.11	36.30	31.76	54.45	47.65
55,150.58	2,541.50	254.15	36.31	31.77	54.46	47.65
55,220.53	2,544.72	254.47	36.35	31.81	54.53	47.71
55,307.73	2,548.74	254.87	36.41	31.86	54.62	47.79
55,321.78	2,549.39	254.94	36.42	31.87	54.63	47.80

Annual	Bi-Weekly	Daily	Hourly Rates		Overtime Rates	
			35	40	35	40
55,326.77	2,549.62	254.96	36.42	31.87	54.63	47.81
55,334.10	2,549.96	255.00	36.43	31.87	54.64	47.81
55,390.84	2,552.57	255.26	36.47	31.91	54.70	47.86
55,398.14	2,552.91	255.29	36.47	31.91	54.71	47.87
55,410.35	2,553.47	255.35	36.48	31.92	54.72	47.88
55,411.25	2,553.51	255.35	36.48	31.92	54.72	47.88
55,420.83	2,553.96	255.40	36.49	31.92	54.73	47.89
55,429.62	2,554.36	255.44	36.49	31.93	54.74	47.90
55,445.65	2,555.10	255.51	36.50	31.94	54.75	47.91
55,473.16	2,556.37	255.64	36.52	31.96	54.78	47.93

These rates do not include clothing allowances paid through various negotiating units, therefore it is the agencies responsibility to factor in the proper amount in order to pay the overtime in accordance with the FLSA.

TEN MONTH
 You are Viewing an Archived Copy from the New Jersey State Library
SALARY RATE CONVERSION TABLES

Effective: September 1, 2004

Based on 217 Days

1736 Hours - 40 Hour Week

1519 Hours - 35 Hour Week

Annual	Bi-Weekly	Daily	Hourly Rates		Overtime Rates	
			35	40	35	40
55,497.81	2,557.50	255.75	36.54	31.97	54.80	47.95
55,500.01	2,557.60	255.76	36.54	31.97	54.81	47.96
55,524.43	2,558.73	255.87	36.55	31.98	54.83	47.98
55,525.71	2,558.79	255.88	36.55	31.99	54.83	47.98
55,560.70	2,560.40	256.04	36.58	32.01	54.87	48.01
55,564.13	2,560.56	256.06	36.58	32.01	54.87	48.01
55,638.19	2,563.97	256.40	36.63	32.05	54.94	48.08
55,652.43	2,564.63	256.46	36.64	32.06	54.96	48.09
55,679.90	2,565.89	256.59	36.66	32.07	54.98	48.11
55,687.05	2,566.22	256.62	36.66	32.08	54.99	48.12

Annual	Bi-Weekly	Daily	Hourly Rates		Overtime Rates	
			35	40	35	40
55,746.23	2,568.95	256.90	36.70	32.11	55.05	48.17
55,757.60	2,569.47	256.95	36.71	32.12	55.06	48.18
55,831.88	2,572.90	257.29	36.76	32.16	55.13	48.24
55,882.54	2,575.23	257.52	36.79	32.19	55.18	48.29
55,894.11	2,575.77	257.58	36.80	32.20	55.20	48.30
55,898.05	2,575.95	257.60	36.80	32.20	55.20	48.30
55,943.17	2,578.03	257.80	36.83	32.23	55.24	48.34
56,003.96	2,580.83	258.08	36.87	32.26	55.30	48.39
56,066.19	2,583.70	258.37	36.91	32.30	55.37	48.44
56,067.35	2,583.75	258.38	36.91	32.30	55.37	48.45

Annual	Bi-Weekly	Daily	Hourly Rates		Overtime Rates	
			35	40	35	40
56,083.12	2,584.48	258.45	36.92	32.31	55.38	48.46
56,102.16	2,585.35	258.54	36.93	32.32	55.40	48.48
56,108.95	2,585.67	258.57	36.94	32.32	55.41	48.48
56,110.35	2,585.73	258.57	36.94	32.32	55.41	48.48
56,145.87	2,587.37	258.74	36.96	32.34	55.44	48.51
56,176.37	2,588.77	258.88	36.98	32.36	55.47	48.54
56,193.71	2,589.57	258.96	36.99	32.37	55.49	48.56
56,202.77	2,589.99	259.00	37.00	32.38	55.50	48.56
56,233.42	2,591.40	259.14	37.02	32.39	55.53	48.59
56,249.50	2,592.14	259.21	37.03	32.40	55.55	48.60

These rates do not include clothing allowances paid through various negotiating units, therefore it is the agencies responsibility to factor in the proper amount in order to pay the overtime in accordance with the FLSA.

TEN MONTH
 You are Viewing an Archived Copy from the New Jersey State Library
SALARY RATE CONVERSION TABLES

Effective: September 1, 2004

Based on 217 Days

1736 Hours - 40 Hour Week

1519 Hours - 35 Hour Week

Annual	Bi-Weekly	Daily	Hourly Rates		Overtime Rates	
			35	40	35	40
56,292.85	2,594.14	259.41	37.06	32.43	55.59	48.64
56,330.86	2,595.89	259.59	37.08	32.45	55.63	48.67
56,346.86	2,596.63	259.66	37.10	32.46	55.64	48.69
56,380.24	2,598.17	259.82	37.12	32.48	55.68	48.72
56,403.81	2,599.25	259.93	37.13	32.49	55.70	48.74
56,413.95	2,599.72	259.97	37.14	32.50	55.71	48.75
56,420.66	2,600.03	260.00	37.14	32.50	55.71	48.75
56,475.58	2,602.56	260.26	37.18	32.53	55.77	48.80
56,491.44	2,603.29	260.33	37.19	32.54	55.79	48.81
56,492.31	2,603.33	260.33	37.19	32.54	55.79	48.81

Annual	Bi-Weekly	Daily	Hourly Rates		Overtime Rates	
			35	40	35	40
56,531.75	2,605.15	260.52	37.22	32.56	55.82	48.85
56,537.75	2,605.43	260.54	37.22	32.57	55.83	48.85
56,539.28	2,605.50	260.55	37.22	32.57	55.83	48.85
56,540.39	2,605.55	260.56	37.22	32.57	55.83	48.85
56,553.41	2,606.15	260.62	37.23	32.58	55.85	48.87
56,604.34	2,608.49	260.85	37.26	32.61	55.90	48.91
56,608.62	2,608.69	260.87	37.27	32.61	55.90	48.91
56,610.75	2,608.79	260.88	37.27	32.61	55.90	48.92
56,612.05	2,608.85	260.89	37.27	32.61	55.90	48.92
56,620.26	2,609.23	260.92	37.28	32.62	55.91	48.92

Annual	Bi-Weekly	Daily	Hourly Rates		Overtime Rates	
			35	40	35	40
56,634.39	2,609.88	260.99	37.28	32.62	55.93	48.93
56,635.07	2,609.91	260.99	37.28	32.62	55.93	48.94
56,650.25	2,610.61	261.06	37.29	32.63	55.94	48.95
56,657.81	2,610.96	261.10	37.30	32.64	55.95	48.96
56,665.95	2,611.33	261.13	37.31	32.64	55.96	48.96
56,696.88	2,612.76	261.28	37.33	32.66	55.99	48.99
56,736.75	2,614.60	261.46	37.35	32.68	56.03	49.02
56,756.75	2,615.52	261.55	37.37	32.69	56.05	49.04
56,790.06	2,617.05	261.71	37.39	32.71	56.08	49.07
56,873.54	2,620.90	262.09	37.44	32.76	56.16	49.14

These rates do not include clothing allowances paid through various negotiating units, therefore it is the agencies responsibility to factor in the proper amount in order to pay the overtime in accordance with the FLSA.

TEN MONTH
 You are Viewing an Archived Copy from the New Jersey State Library
SALARY RATE CONVERSION TABLES

Effective: September 1, 2004

Based on 217 Days

1736 Hours - 40 Hour Week

1519 Hours - 35 Hour Week

Annual	Bi-Weekly	Daily	Hourly Rates		Overtime Rates	
			35	40	35	40
56,918.94	2,622.99	262.30	37.47	32.79	56.21	49.18
56,999.72	2,626.72	262.67	37.53	32.83	56.29	49.25
57,004.93	2,626.96	262.70	37.53	32.84	56.29	49.26
57,014.20	2,627.38	262.74	37.53	32.84	56.30	49.26
57,029.92	2,628.11	262.81	37.54	32.85	56.32	49.28
57,047.75	2,628.93	262.89	37.56	32.86	56.33	49.29
57,049.17	2,628.99	262.90	37.56	32.86	56.34	49.29
57,056.18	2,629.32	262.93	37.56	32.87	56.34	49.30
57,074.01	2,630.14	263.01	37.57	32.88	56.36	49.32
57,152.34	2,633.75	263.38	37.63	32.92	56.44	49.38

Annual	Bi-Weekly	Daily	Hourly Rates		Overtime Rates	
			35	40	35	40
57,164.41	2,634.30	263.43	37.63	32.93	56.45	49.39
57,224.63	2,637.08	263.71	37.67	32.96	56.51	49.44
57,231.03	2,637.37	263.74	37.68	32.97	56.52	49.45
57,240.84	2,637.83	263.78	37.68	32.97	56.52	49.46
57,244.35	2,637.99	263.80	37.69	32.98	56.53	49.46
57,321.72	2,641.55	264.16	37.74	33.02	56.60	49.53
57,345.66	2,642.66	264.27	37.75	33.03	56.63	49.55
57,361.27	2,643.38	264.34	37.76	33.04	56.64	49.56
57,369.15	2,643.74	264.37	37.77	33.05	56.65	49.57
57,384.38	2,644.44	264.44	37.78	33.06	56.67	49.58

Annual	Bi-Weekly	Daily	Hourly Rates		Overtime Rates	
			35	40	35	40
57,385.74	2,644.50	264.45	37.78	33.06	56.67	49.58
57,401.60	2,645.24	264.52	37.79	33.07	56.68	49.60
57,416.92	2,645.94	264.59	37.80	33.07	56.70	49.61
57,450.48	2,647.49	264.75	37.82	33.09	56.73	49.64
57,466.97	2,648.25	264.83	37.83	33.10	56.75	49.65
57,466.99	2,648.25	264.83	37.83	33.10	56.75	49.65
57,468.31	2,648.31	264.83	37.83	33.10	56.75	49.66
57,496.66	2,649.62	264.96	37.85	33.12	56.78	49.68
57,567.46	2,652.88	265.29	37.90	33.16	56.85	49.74
57,595.67	2,654.18	265.42	37.92	33.18	56.88	49.77

These rates do not include clothing allowances paid through various negotiating units, therefore it is the agencies responsibility to factor in the proper amount in order to pay the overtime in accordance with the FLSA.

TEN MONTH
 You are Viewing an Archived Copy from the New Jersey State Library
SALARY RATE CONVERSION TABLES

Effective: September 1, 2004

Based on 217 Days

1736 Hours - 40 Hour Week

1519 Hours - 35 Hour Week

Annual	Bi-Weekly	Daily	Hourly Rates		Overtime Rates	
			35	40	35	40
57,605.69	2,654.64	265.46	37.92	33.18	56.88	49.77
57,610.89	2,654.88	265.49	37.93	33.19	56.89	49.78
57,620.44	2,655.32	265.53	37.93	33.19	56.90	49.79
57,621.80	2,655.38	265.54	37.93	33.19	56.90	49.79
57,646.00	2,656.50	265.65	37.95	33.21	56.93	49.81
57,652.54	2,656.80	265.68	37.95	33.21	56.93	49.82
57,662.74	2,657.27	265.73	37.96	33.22	56.94	49.82
57,686.19	2,658.35	265.84	37.98	33.23	56.96	49.84
57,690.51	2,658.55	265.86	37.98	33.23	56.97	49.85
57,721.05	2,659.96	266.00	38.00	33.25	57.00	49.87

Annual	Bi-Weekly	Daily	Hourly Rates		Overtime Rates	
			35	40	35	40
57,732.01	2,660.46	266.05	38.01	33.26	57.01	49.88
57,741.46	2,660.90	266.09	38.01	33.26	57.02	49.89
57,744.52	2,661.04	266.10	38.02	33.26	57.02	49.89
57,745.87	2,661.10	266.11	38.02	33.26	57.02	49.90
57,754.56	2,661.50	266.15	38.02	33.27	57.03	49.90
57,781.34	2,662.73	266.27	38.04	33.28	57.06	49.93
57,852.30	2,666.00	266.60	38.09	33.33	57.13	49.99
57,945.59	2,670.30	267.03	38.15	33.38	57.22	50.07
57,976.50	2,671.73	267.17	38.17	33.40	57.25	50.10
58,005.83	2,673.08	267.31	38.19	33.41	57.28	50.12

Annual	Bi-Weekly	Daily	Hourly Rates		Overtime Rates	
			35	40	35	40
58,026.60	2,674.04	267.40	38.20	33.43	57.30	50.14
58,028.89	2,674.14	267.41	38.20	33.43	57.30	50.14
58,046.55	2,674.96	267.50	38.21	33.44	57.32	50.16
58,110.35	2,677.90	267.79	38.26	33.47	57.38	50.21
58,118.76	2,678.28	267.83	38.26	33.48	57.39	50.22
58,145.08	2,679.50	267.95	38.28	33.49	57.42	50.24
58,148.93	2,679.67	267.97	38.28	33.50	57.42	50.24
58,150.39	2,679.74	267.97	38.28	33.50	57.42	50.25
58,157.27	2,680.06	268.01	38.29	33.50	57.43	50.25
58,183.99	2,681.29	268.13	38.30	33.52	57.46	50.27

These rates do not include clothing allowances paid through various negotiating units, therefore it is the agencies responsibility to factor in the proper amount in order to pay the overtime in accordance with the FLSA.

TEN MONTH
 You are Viewing an Archived Copy from the New Jersey State Library
SALARY RATE CONVERSION TABLES

Effective: September 1, 2004

Based on 217 Days

1736 Hours - 40 Hour Week

1519 Hours - 35 Hour Week

Annual	Bi-Weekly	Daily	Hourly Rates		Overtime Rates	
			35	40	35	40
58,208.28	2,682.41	268.24	38.32	33.53	57.48	50.30
58,212.15	2,682.59	268.26	38.32	33.53	57.48	50.30
58,228.24	2,683.33	268.33	38.33	33.54	57.50	50.31
58,265.42	2,685.04	268.50	38.36	33.56	57.54	50.34
58,271.76	2,685.33	268.53	38.36	33.57	57.54	50.35
58,275.00	2,685.48	268.55	38.36	33.57	57.55	50.35
58,292.39	2,686.29	268.63	38.38	33.58	57.56	50.37
58,309.25	2,687.06	268.71	38.39	33.59	57.58	50.38
58,390.81	2,690.82	269.08	38.44	33.64	57.66	50.45
58,411.30	2,691.76	269.18	38.45	33.65	57.68	50.47

Annual	Bi-Weekly	Daily	Hourly Rates		Overtime Rates	
			35	40	35	40
58,422.95	2,692.30	269.23	38.46	33.65	57.69	50.48
58,535.85	2,697.50	269.75	38.54	33.72	57.80	50.58
58,567.05	2,698.94	269.89	38.56	33.74	57.83	50.61
58,578.08	2,699.45	269.95	38.56	33.74	57.85	50.61
58,637.69	2,702.20	270.22	38.60	33.78	57.90	50.67
58,670.98	2,703.73	270.37	38.63	33.80	57.94	50.70
58,679.99	2,704.15	270.42	38.63	33.80	57.95	50.70
58,696.84	2,704.92	270.49	38.64	33.81	57.96	50.72
58,717.76	2,705.89	270.59	38.66	33.82	57.98	50.74
58,721.92	2,706.08	270.61	38.66	33.83	57.99	50.74

Annual	Bi-Weekly	Daily	Hourly Rates		Overtime Rates	
			35	40	35	40
58,741.24	2,706.97	270.70	38.67	33.84	58.01	50.76
58,751.09	2,707.42	270.74	38.68	33.84	58.02	50.76
58,752.43	2,707.49	270.75	38.68	33.84	58.02	50.77
58,799.71	2,709.66	270.97	38.71	33.87	58.06	50.81
58,816.61	2,710.44	271.04	38.72	33.88	58.08	50.82
58,838.88	2,711.47	271.15	38.74	33.89	58.10	50.84
58,838.92	2,711.47	271.15	38.74	33.89	58.10	50.84
58,934.45	2,715.87	271.59	38.80	33.95	58.20	50.92
58,970.65	2,717.54	271.75	38.82	33.97	58.23	50.95
58,996.61	2,718.74	271.87	38.84	33.98	58.26	50.98

These rates do not include clothing allowances paid through various negotiating units, therefore it is the agencies responsibility to factor in the proper amount in order to pay the overtime in accordance with the FLSA.

Effective: September 1, 2004

Based on 217 Days

1736 Hours - 40 Hour Week

1519 Hours - 35 Hour Week

Annual	Bi-Weekly	Daily	Hourly Rates		Overtime Rates	
			35	40	35	40
59,043.23	2,720.89	272.09	38.87	34.01	58.31	51.02
59,059.75	2,721.65	272.17	38.88	34.02	58.32	51.03
59,068.81	2,722.06	272.21	38.89	34.03	58.33	51.04
59,108.59	2,723.90	272.39	38.91	34.05	58.37	51.07
59,125.28	2,724.67	272.47	38.92	34.06	58.39	51.09
59,141.54	2,725.42	272.54	38.94	34.07	58.40	51.10
59,154.10	2,726.00	272.60	38.94	34.08	58.41	51.11
59,187.21	2,727.52	272.75	38.97	34.09	58.45	51.14
59,187.33	2,727.53	272.75	38.97	34.09	58.45	51.14
59,203.79	2,728.29	272.83	38.98	34.10	58.46	51.16

Annual	Bi-Weekly	Daily	Hourly Rates		Overtime Rates	
			35	40	35	40
59,297.34	2,732.60	273.26	39.04	34.16	58.56	51.24
59,298.83	2,732.66	273.27	39.04	34.16	58.56	51.24
59,300.75	2,732.75	273.28	39.04	34.16	58.56	51.24
59,312.17	2,733.28	273.33	39.05	34.17	58.57	51.25
59,317.39	2,733.52	273.35	39.05	34.17	58.58	51.25
59,317.46	2,733.52	273.35	39.05	34.17	58.58	51.25
59,325.68	2,733.90	273.39	39.06	34.17	58.58	51.26
59,364.99	2,735.71	273.57	39.08	34.20	58.62	51.29
59,372.78	2,736.07	273.61	39.09	34.20	58.63	51.30
59,381.01	2,736.45	273.65	39.09	34.21	58.64	51.31

Annual	Bi-Weekly	Daily	Hourly Rates		Overtime Rates	
			35	40	35	40
59,398.33	2,737.25	273.73	39.10	34.22	58.66	51.32
59,408.83	2,737.73	273.77	39.11	34.22	58.67	51.33
59,433.33	2,738.86	273.89	39.13	34.24	58.69	51.35
59,436.61	2,739.01	273.90	39.13	34.24	58.69	51.36
59,439.98	2,739.17	273.92	39.13	34.24	58.70	51.36
59,450.13	2,739.64	273.96	39.14	34.25	58.71	51.37
59,470.79	2,740.59	274.06	39.15	34.26	58.73	51.39
59,479.90	2,741.01	274.10	39.16	34.26	58.74	51.39
59,499.13	2,741.90	274.19	39.17	34.27	58.76	51.41
59,630.54	2,747.95	274.80	39.26	34.35	58.88	51.52

These rates do not include clothing allowances paid through various negotiating units, therefore it is the agencies responsibility to factor in the proper amount in order to pay the overtime in accordance with the FLSA.

TEN MONTH
 You are Viewing an Archived Copy from the New Jersey State Library
SALARY RATE CONVERSION TABLES

Effective: September 1, 2004

Based on 217 Days

1736 Hours - 40 Hour Week

1519 Hours - 35 Hour Week

Annual	Bi-Weekly	Daily	Hourly Rates		Overtime Rates	
			35	40	35	40
59,671.91	2,749.86	274.99	39.28	34.37	58.93	51.56
59,715.70	2,751.88	275.19	39.31	34.40	58.97	51.60
59,744.08	2,753.18	275.32	39.33	34.42	59.00	51.62
59,746.18	2,753.28	275.33	39.33	34.42	59.00	51.62
59,747.59	2,753.35	275.34	39.33	34.42	59.00	51.63
59,766.02	2,754.19	275.42	39.35	34.43	59.02	51.64
59,798.29	2,755.68	275.57	39.37	34.45	59.05	51.67
59,856.13	2,758.35	275.84	39.41	34.48	59.11	51.72
59,856.69	2,758.37	275.84	39.41	34.48	59.11	51.72
59,858.89	2,758.47	275.85	39.41	34.48	59.11	51.72

Annual	Bi-Weekly	Daily	Hourly Rates		Overtime Rates	
			35	40	35	40
59,862.38	2,758.64	275.86	39.41	34.48	59.11	51.72
59,877.28	2,759.32	275.93	39.42	34.49	59.13	51.74
59,879.83	2,759.44	275.94	39.42	34.49	59.13	51.74
59,942.09	2,762.31	276.23	39.46	34.53	59.19	51.79
59,961.13	2,763.19	276.32	39.47	34.54	59.21	51.81
60,035.42	2,766.61	276.66	39.52	34.58	59.28	51.87
60,054.25	2,767.48	276.75	39.54	34.59	59.30	51.89
60,054.91	2,767.51	276.75	39.54	34.59	59.30	51.89
60,100.27	2,769.60	276.96	39.57	34.62	59.35	51.93
60,101.68	2,769.66	276.97	39.57	34.62	59.35	51.93

Annual	Bi-Weekly	Daily	Hourly Rates		Overtime Rates	
			35	40	35	40
60,117.55	2,770.39	277.04	39.58	34.63	59.37	51.95
60,123.08	2,770.65	277.07	39.58	34.63	59.37	51.95
60,142.24	2,771.53	277.15	39.59	34.64	59.39	51.97
60,186.91	2,773.59	277.36	39.62	34.67	59.43	52.01
60,188.91	2,773.68	277.37	39.62	34.67	59.44	52.01
60,190.43	2,773.75	277.38	39.63	34.67	59.44	52.01
60,206.77	2,774.51	277.45	39.64	34.68	59.45	52.02
60,230.56	2,775.60	277.56	39.65	34.70	59.48	52.04
60,235.30	2,775.82	277.58	39.66	34.70	59.48	52.05
60,292.82	2,778.47	277.85	39.69	34.73	59.54	52.10

These rates do not include clothing allowances paid through various negotiating units, therefore it is the agencies responsibility to factor in the proper amount in order to pay the overtime in accordance with the FLSA.

Effective: September 1, 2004

Based on 217 Days

1736 Hours - 40 Hour Week

1519 Hours - 35 Hour Week

Annual	Bi-Weekly	Daily	Hourly Rates		Overtime Rates	
			35	40	35	40
60,310.58	2,779.29	277.93	39.70	34.74	59.56	52.11
60,330.48	2,780.21	278.02	39.72	34.75	59.58	52.13
60,333.44	2,780.34	278.03	39.72	34.75	59.58	52.13
60,348.43	2,781.03	278.10	39.73	34.76	59.59	52.14
60,349.82	2,781.10	278.11	39.73	34.76	59.60	52.15
60,382.82	2,782.62	278.26	39.75	34.78	59.63	52.17
60,405.64	2,783.67	278.37	39.77	34.80	59.65	52.19
60,415.01	2,784.10	278.41	39.77	34.80	59.66	52.20
60,425.48	2,784.58	278.46	39.78	34.81	59.67	52.21
60,477.33	2,786.97	278.70	39.81	34.84	59.72	52.26

Annual	Bi-Weekly	Daily	Hourly Rates		Overtime Rates	
			35	40	35	40
60,478.27	2,787.02	278.70	39.82	34.84	59.72	52.26
60,479.71	2,787.08	278.71	39.82	34.84	59.72	52.26
60,491.70	2,787.64	278.76	39.82	34.85	59.73	52.27
60,492.90	2,787.69	278.77	39.82	34.85	59.74	52.27
60,528.97	2,789.35	278.94	39.85	34.87	59.77	52.30
60,541.76	2,789.94	278.99	39.86	34.87	59.78	52.31
60,558.43	2,790.71	279.07	39.87	34.88	59.80	52.33
60,602.35	2,792.74	279.27	39.90	34.91	59.84	52.36
60,606.83	2,792.94	279.29	39.90	34.91	59.85	52.37
60,619.83	2,793.54	279.35	39.91	34.92	59.86	52.38

Annual	Bi-Weekly	Daily	Hourly Rates		Overtime Rates	
			35	40	35	40
60,628.41	2,793.94	279.39	39.91	34.92	59.87	52.39
60,628.44	2,793.94	279.39	39.91	34.92	59.87	52.39
60,688.08	2,796.69	279.67	39.95	34.96	59.93	52.44
60,773.24	2,800.61	280.06	40.01	35.01	60.01	52.51
60,777.71	2,800.82	280.08	40.01	35.01	60.02	52.52
60,810.21	2,802.31	280.23	40.03	35.03	60.05	52.54
60,854.72	2,804.36	280.44	40.06	35.06	60.09	52.58
60,862.67	2,804.73	280.47	40.07	35.06	60.10	52.59
60,877.99	2,805.44	280.54	40.08	35.07	60.12	52.60
60,891.43	2,806.06	280.61	40.09	35.08	60.13	52.61

These rates do not include clothing allowances paid through various negotiating units, therefore it is the agencies responsibility to factor in the proper amount in order to pay the overtime in accordance with the FLSA.

TEN MONTH
 You are Viewing an Archived Copy from the New Jersey State Library
SALARY RATE CONVERSION TABLES

Effective: September 1, 2004

Based on 217 Days

1736 Hours - 40 Hour Week

1519 Hours - 35 Hour Week

Annual	Bi-Weekly	Daily	Hourly Rates		Overtime Rates	
			35	40	35	40
60,892.81	2,806.12	280.61	40.09	35.08	60.13	52.62
60,897.73	2,806.35	280.64	40.09	35.08	60.14	52.62
60,917.66	2,807.27	280.73	40.10	35.09	60.16	52.64
60,938.60	2,808.23	280.82	40.12	35.10	60.18	52.65
60,979.79	2,810.13	281.01	40.15	35.13	60.22	52.69
60,980.96	2,810.18	281.02	40.15	35.13	60.22	52.69
61,024.02	2,812.17	281.22	40.17	35.15	60.26	52.73
61,040.03	2,812.90	281.29	40.18	35.16	60.28	52.74
61,069.14	2,814.25	281.43	40.20	35.18	60.31	52.77
61,069.75	2,814.27	281.43	40.20	35.18	60.31	52.77

Annual	Bi-Weekly	Daily	Hourly Rates		Overtime Rates	
			35	40	35	40
61,079.81	2,814.74	281.47	40.21	35.18	60.32	52.78
61,126.56	2,816.89	281.69	40.24	35.21	60.36	52.82
61,144.18	2,817.70	281.77	40.25	35.22	60.38	52.83
61,155.37	2,818.22	281.82	40.26	35.23	60.39	52.84
61,158.85	2,818.38	281.84	40.26	35.23	60.39	52.85
61,189.63	2,819.80	281.98	40.28	35.25	60.42	52.87
61,291.05	2,824.47	282.45	40.35	35.31	60.53	52.96
61,293.40	2,824.58	282.46	40.35	35.31	60.53	52.96
61,453.94	2,831.98	283.20	40.46	35.40	60.69	53.10
61,454.95	2,832.03	283.20	40.46	35.40	60.69	53.10

Annual	Bi-Weekly	Daily	Hourly Rates		Overtime Rates	
			35	40	35	40
61,486.95	2,833.50	283.35	40.48	35.42	60.72	53.13
61,502.55	2,834.22	283.42	40.49	35.43	60.73	53.14
61,534.04	2,835.67	283.57	40.51	35.45	60.77	53.17
61,546.93	2,836.26	283.63	40.52	35.45	60.78	53.18
61,548.49	2,836.34	283.63	40.52	35.45	60.78	53.18
61,573.31	2,837.48	283.75	40.54	35.47	60.80	53.20
61,610.88	2,839.21	283.92	40.56	35.49	60.84	53.24
61,628.06	2,840.00	284.00	40.57	35.50	60.86	53.25
61,679.43	2,842.37	284.24	40.61	35.53	60.91	53.30
61,728.77	2,844.64	284.46	40.64	35.56	60.96	53.34

These rates do not include clothing allowances paid through various negotiating units, therefore it is the agencies responsibility to factor in the proper amount in order to pay the overtime in accordance with the FLSA.

Effective: September 1, 2004

Based on 217 Days

1736 Hours - 40 Hour Week

1519 Hours - 35 Hour Week

Annual	Bi-Weekly	Daily	Hourly Rates		Overtime Rates	
			35	40	35	40
61,740.48	2,845.18	284.52	40.65	35.57	60.97	53.35
61,757.09	2,845.95	284.60	40.66	35.57	60.98	53.36
61,834.27	2,849.51	284.95	40.71	35.62	61.06	53.43
61,867.59	2,851.04	285.10	40.73	35.64	61.09	53.46
61,873.50	2,851.31	285.13	40.73	35.64	61.10	53.46
61,920.70	2,853.49	285.35	40.76	35.67	61.15	53.50
61,955.50	2,855.09	285.51	40.79	35.69	61.18	53.53
61,958.82	2,855.25	285.53	40.79	35.69	61.18	53.54
61,997.16	2,857.01	285.70	40.81	35.71	61.22	53.57
62,014.48	2,857.81	285.78	40.83	35.72	61.24	53.58

Annual	Bi-Weekly	Daily	Hourly Rates		Overtime Rates	
			35	40	35	40
62,014.52	2,857.81	285.78	40.83	35.72	61.24	53.58
62,064.03	2,860.09	286.01	40.86	35.75	61.29	53.63
62,078.76	2,860.77	286.08	40.87	35.76	61.30	53.64
62,094.53	2,861.50	286.15	40.88	35.77	61.32	53.65
62,096.92	2,861.61	286.16	40.88	35.77	61.32	53.66
62,107.98	2,862.12	286.21	40.89	35.78	61.33	53.66
62,109.44	2,862.19	286.22	40.89	35.78	61.33	53.67
62,119.19	2,862.64	286.26	40.90	35.78	61.34	53.67
62,123.21	2,862.82	286.28	40.90	35.79	61.35	53.68
62,148.87	2,864.00	286.40	40.91	35.80	61.37	53.70

Annual	Bi-Weekly	Daily	Hourly Rates		Overtime Rates	
			35	40	35	40
62,163.13	2,864.66	286.47	40.92	35.81	61.39	53.71
62,236.07	2,868.02	286.80	40.97	35.85	61.46	53.78
62,236.32	2,868.03	286.80	40.97	35.85	61.46	53.78
62,256.97	2,868.98	286.90	40.99	35.86	61.48	53.79
62,262.32	2,869.23	286.92	40.99	35.87	61.48	53.80
62,280.00	2,870.05	287.01	41.00	35.88	61.50	53.81
62,316.18	2,871.71	287.17	41.02	35.90	61.54	53.84
62,332.31	2,872.46	287.25	41.04	35.91	61.55	53.86
62,342.14	2,872.91	287.29	41.04	35.91	61.56	53.87
62,350.99	2,873.32	287.33	41.05	35.92	61.57	53.87

These rates do not include clothing allowances paid through various negotiating units, therefore it is the agencies responsibility to factor in the proper amount in order to pay the overtime in accordance with the FLSA.

TEN MONTH
 You are Viewing an Archived Copy from the New Jersey State Library
SALARY RATE CONVERSION TABLES

Effective: September 1, 2004

Based on 217 Days

1736 Hours - 40 Hour Week

1519 Hours - 35 Hour Week

Annual	Bi-Weekly	Daily	Hourly Rates		Overtime Rates	
			35	40	35	40
62,355.74	2,873.54	287.35	41.05	35.92	61.58	53.88
62,369.75	2,874.18	287.42	41.06	35.93	61.59	53.89
62,406.74	2,875.89	287.59	41.08	35.95	61.63	53.92
62,417.99	2,876.41	287.64	41.09	35.96	61.64	53.93
62,424.37	2,876.70	287.67	41.10	35.96	61.64	53.94
62,437.04	2,877.28	287.73	41.10	35.97	61.66	53.95
62,475.11	2,879.04	287.90	41.13	35.99	61.69	53.98
62,552.47	2,882.60	288.26	41.18	36.03	61.77	54.05
62,580.10	2,883.88	288.39	41.20	36.05	61.80	54.07
62,581.56	2,883.94	288.39	41.20	36.05	61.80	54.07

Annual	Bi-Weekly	Daily	Hourly Rates		Overtime Rates	
			35	40	35	40
62,603.87	2,884.97	288.50	41.21	36.06	61.82	54.09
62,613.10	2,885.40	288.54	41.22	36.07	61.83	54.10
62,637.65	2,886.53	288.65	41.24	36.08	61.85	54.12
62,682.90	2,888.61	288.86	41.27	36.11	61.90	54.16
62,692.52	2,889.06	288.91	41.27	36.11	61.91	54.17
62,715.37	2,890.11	289.01	41.29	36.13	61.93	54.19
62,740.67	2,891.28	289.13	41.30	36.14	61.96	54.21
62,755.56	2,891.96	289.20	41.31	36.15	61.97	54.23
62,803.42	2,894.17	289.42	41.35	36.18	62.02	54.27
62,818.06	2,894.84	289.48	41.36	36.19	62.03	54.28

Annual	Bi-Weekly	Daily	Hourly Rates		Overtime Rates	
			35	40	35	40
62,828.36	2,895.32	289.53	41.36	36.19	62.04	54.29
62,850.23	2,896.32	289.63	41.38	36.20	62.06	54.31
62,871.37	2,897.30	289.73	41.39	36.22	62.09	54.32
62,888.62	2,898.09	289.81	41.40	36.23	62.10	54.34
62,913.34	2,899.23	289.92	41.42	36.24	62.13	54.36
62,938.66	2,900.40	290.04	41.43	36.26	62.15	54.38
62,949.44	2,900.90	290.09	41.44	36.26	62.16	54.39
62,952.34	2,901.03	290.10	41.44	36.26	62.16	54.39
62,953.77	2,901.10	290.11	41.44	36.26	62.17	54.40
62,989.97	2,902.76	290.28	41.47	36.29	62.20	54.43

These rates do not include clothing allowances paid through various negotiating units, therefore it is the agencies responsibility to factor in the proper amount in order to pay the overtime in accordance with the FLSA.

SALARY RATE CONVERSION TABLES

Effective: September 1, 2004

Based on 217 Days

1736 Hours - 40 Hour Week

1519 Hours - 35 Hour Week

Annual	Bi-Weekly	Daily	Hourly Rates		Overtime Rates	
			35	40	35	40
63,004.67	2,903.44	290.34	41.48	36.29	62.22	54.44
63,011.39	2,903.75	290.38	41.48	36.30	62.22	54.45
63,031.77	2,904.69	290.47	41.50	36.31	62.24	54.46
63,033.19	2,904.76	290.48	41.50	36.31	62.25	54.46
63,071.75	2,906.53	290.65	41.52	36.33	62.28	54.50
63,148.56	2,910.07	291.01	41.57	36.38	62.36	54.56
63,192.17	2,912.08	291.21	41.60	36.40	62.40	54.60
63,204.46	2,912.65	291.27	41.61	36.41	62.41	54.61
63,212.02	2,913.00	291.30	41.61	36.41	62.42	54.62
63,213.55	2,913.07	291.31	41.62	36.41	62.42	54.62

Annual	Bi-Weekly	Daily	Hourly Rates		Overtime Rates	
			35	40	35	40
63,220.13	2,913.37	291.34	41.62	36.42	62.43	54.63
63,241.94	2,914.38	291.44	41.63	36.43	62.45	54.65
63,255.29	2,914.99	291.50	41.64	36.44	62.46	54.66
63,275.47	2,915.92	291.59	41.66	36.45	62.48	54.67
63,281.06	2,916.18	291.62	41.66	36.45	62.49	54.68
63,299.40	2,917.02	291.70	41.67	36.46	62.51	54.69
63,343.01	2,919.03	291.90	41.70	36.49	62.55	54.73
63,347.79	2,919.25	291.93	41.70	36.49	62.56	54.74
63,349.29	2,919.32	291.93	41.71	36.49	62.56	54.74
63,358.14	2,919.73	291.97	41.71	36.50	62.57	54.75

Annual	Bi-Weekly	Daily	Hourly Rates		Overtime Rates	
			35	40	35	40
63,381.50	2,920.81	292.08	41.73	36.51	62.59	54.77
63,399.78	2,921.65	292.17	41.74	36.52	62.61	54.78
63,475.54	2,925.14	292.51	41.79	36.56	62.68	54.85
63,503.07	2,926.41	292.64	41.81	36.58	62.71	54.87
63,515.36	2,926.98	292.70	41.81	36.59	62.72	54.88
63,567.95	2,929.40	292.94	41.85	36.62	62.77	54.93
63,573.13	2,929.64	292.96	41.85	36.62	62.78	54.93
63,591.52	2,930.48	293.05	41.86	36.63	62.80	54.95
63,611.45	2,931.40	293.14	41.88	36.64	62.82	54.96
63,617.99	2,931.70	293.17	41.88	36.65	62.82	54.97

These rates do not include clothing allowances paid through various negotiating units, therefore it is the agencies responsibility to factor in the proper amount in order to pay the overtime in accordance with the FLSA.

TEN MONTH
 You are Viewing an Archived Copy from the New Jersey State Library
SALARY RATE CONVERSION TABLES

Effective: September 1, 2004

Based on 217 Days

1736 Hours - 40 Hour Week

1519 Hours - 35 Hour Week

Annual	Bi-Weekly	Daily	Hourly Rates		Overtime Rates	
			35	40	35	40
63,638.02	2,932.63	293.26	41.90	36.66	62.84	54.99
63,648.22	2,933.10	293.31	41.90	36.66	62.85	55.00
63,657.23	2,933.51	293.35	41.91	36.67	62.86	55.00
63,660.85	2,933.68	293.37	41.91	36.67	62.87	55.01
63,737.79	2,937.23	293.72	41.96	36.72	62.94	55.07
63,796.52	2,939.93	293.99	42.00	36.75	63.00	55.12
63,798.15	2,940.01	294.00	42.00	36.75	63.00	55.13
63,830.25	2,941.49	294.15	42.02	36.77	63.03	55.15
63,864.29	2,943.05	294.31	42.04	36.79	63.07	55.18
63,894.75	2,944.46	294.45	42.06	36.81	63.10	55.21

Annual	Bi-Weekly	Daily	Hourly Rates		Overtime Rates	
			35	40	35	40
63,911.27	2,945.22	294.52	42.08	36.82	63.11	55.22
63,919.93	2,945.62	294.56	42.08	36.82	63.12	55.23
63,936.29	2,946.37	294.64	42.09	36.83	63.14	55.25
63,967.34	2,947.80	294.78	42.11	36.85	63.17	55.27
63,975.45	2,948.18	294.82	42.12	36.85	63.18	55.28
63,977.64	2,948.28	294.83	42.12	36.85	63.18	55.28
64,057.30	2,951.95	295.20	42.17	36.90	63.26	55.35
64,082.63	2,953.12	295.31	42.19	36.91	63.28	55.37
64,133.17	2,955.45	295.55	42.22	36.94	63.33	55.41
64,163.85	2,956.86	295.69	42.24	36.96	63.36	55.44

Annual	Bi-Weekly	Daily	Hourly Rates		Overtime Rates	
			35	40	35	40
64,178.53	2,957.54	295.75	42.25	36.97	63.38	55.45
64,196.37	2,958.36	295.84	42.26	36.98	63.39	55.47
64,250.27	2,960.84	296.08	42.30	37.01	63.45	55.52
64,310.39	2,963.61	296.36	42.34	37.05	63.51	55.57
64,310.43	2,963.61	296.36	42.34	37.05	63.51	55.57
64,313.26	2,963.74	296.37	42.34	37.05	63.51	55.57
64,420.46	2,968.68	296.87	42.41	37.11	63.62	55.66
64,423.01	2,968.80	296.88	42.41	37.11	63.62	55.67
64,469.78	2,970.96	297.10	42.44	37.14	63.66	55.71
64,471.29	2,971.03	297.10	42.44	37.14	63.66	55.71

These rates do not include clothing allowances paid through various negotiating units, therefore it is the agencies responsibility to factor in the proper amount in order to pay the overtime in accordance with the FLSA.

TEN MONTH
 You are Viewing an Archived Copy from the New Jersey State Library
SALARY RATE CONVERSION TABLES

Effective: September 1, 2004

Based on 217 Days

1736 Hours - 40 Hour Week

1519 Hours - 35 Hour Week

Annual	Bi-Weekly	Daily	Hourly Rates		Overtime Rates	
			35	40	35	40
64,481.21	2,971.48	297.15	42.45	37.14	63.68	55.72
64,511.01	2,972.86	297.29	42.47	37.16	63.70	55.74
64,538.22	2,974.11	297.41	42.49	37.18	63.73	55.76
64,566.47	2,975.41	297.54	42.51	37.19	63.76	55.79
64,616.42	2,977.72	297.77	42.54	37.22	63.81	55.83
64,672.95	2,980.32	298.03	42.58	37.25	63.86	55.88
64,693.57	2,981.27	298.13	42.59	37.27	63.89	55.90
64,711.65	2,982.10	298.21	42.60	37.28	63.90	55.91
64,763.07	2,984.47	298.45	42.64	37.31	63.95	55.96
64,773.47	2,984.95	298.50	42.64	37.31	63.96	55.97

Annual	Bi-Weekly	Daily	Hourly Rates		Overtime Rates	
			35	40	35	40
64,781.73	2,985.33	298.53	42.65	37.32	63.97	55.98
64,806.44	2,986.47	298.65	42.66	37.33	64.00	56.00
64,845.85	2,988.29	298.83	42.69	37.35	64.04	56.03
64,871.60	2,989.47	298.95	42.71	37.37	64.06	56.05
64,888.47	2,990.25	299.03	42.72	37.38	64.08	56.07
64,913.19	2,991.39	299.14	42.73	37.39	64.10	56.09
64,962.70	2,993.67	299.37	42.77	37.42	64.15	56.13
64,979.40	2,994.44	299.44	42.78	37.43	64.17	56.15
65,053.74	2,997.87	299.79	42.83	37.47	64.24	56.21
65,059.93	2,998.15	299.82	42.83	37.48	64.25	56.22

Annual	Bi-Weekly	Daily	Hourly Rates		Overtime Rates	
			35	40	35	40
65,061.44	2,998.22	299.82	42.83	37.48	64.25	56.22
65,073.96	2,998.80	299.88	42.84	37.49	64.26	56.23
65,088.67	2,999.48	299.95	42.85	37.49	64.28	56.24
65,091.31	2,999.60	299.96	42.85	37.50	64.28	56.24
65,100.26	3,000.01	300.00	42.86	37.50	64.29	56.25
65,109.87	3,000.45	300.05	42.86	37.51	64.30	56.26
65,155.18	3,002.54	300.25	42.89	37.53	64.34	56.30
65,165.49	3,003.02	300.30	42.90	37.54	64.35	56.31
65,172.32	3,003.33	300.33	42.91	37.54	64.36	56.31
65,191.83	3,004.23	300.42	42.92	37.55	64.38	56.33

These rates do not include clothing allowances paid through various negotiating units, therefore it is the agencies responsibility to factor in the proper amount in order to pay the overtime in accordance with the FLSA.

TEN MONTH
 You are Viewing an Archived Copy from the New Jersey State Library
SALARY RATE CONVERSION TABLES

Effective: September 1, 2004

Based on 217 Days

1736 Hours - 40 Hour Week

1519 Hours - 35 Hour Week

Annual	Bi-Weekly	Daily	Hourly Rates		Overtime Rates	
			35	40	35	40
65,200.98	3,004.65	300.47	42.92	37.56	64.39	56.34
65,213.96	3,005.25	300.53	42.93	37.57	64.40	56.35
65,218.81	3,005.48	300.55	42.94	37.57	64.40	56.35
65,270.49	3,007.86	300.79	42.97	37.60	64.45	56.40
65,300.75	3,009.25	300.93	42.99	37.62	64.48	56.42
65,380.15	3,012.91	301.29	43.04	37.66	64.56	56.49
65,398.61	3,013.76	301.38	43.05	37.67	64.58	56.51
65,400.82	3,013.86	301.39	43.06	37.67	64.58	56.51
65,426.43	3,015.04	301.50	43.07	37.69	64.61	56.53
65,443.86	3,015.85	301.59	43.08	37.70	64.63	56.55

Annual	Bi-Weekly	Daily	Hourly Rates		Overtime Rates	
			35	40	35	40
65,451.09	3,016.18	301.62	43.09	37.70	64.63	56.55
65,460.18	3,016.60	301.66	43.09	37.71	64.64	56.56
65,469.90	3,017.05	301.71	43.10	37.71	64.65	56.57
65,493.81	3,018.15	301.82	43.12	37.73	64.67	56.59
65,528.46	3,019.74	301.97	43.14	37.75	64.71	56.62
65,546.99	3,020.60	302.06	43.15	37.76	64.73	56.64
65,556.25	3,021.03	302.10	43.16	37.76	64.74	56.64
65,557.72	3,021.09	302.11	43.16	37.76	64.74	56.65
65,562.27	3,021.30	302.13	43.16	37.77	64.74	56.65
65,599.75	3,023.03	302.30	43.19	37.79	64.78	56.68

Annual	Bi-Weekly	Daily	Hourly Rates		Overtime Rates	
			35	40	35	40
65,633.28	3,024.58	302.46	43.21	37.81	64.81	56.71
65,676.25	3,026.56	302.66	43.24	37.83	64.86	56.75
65,687.12	3,027.06	302.71	43.24	37.84	64.87	56.76
65,696.26	3,027.48	302.75	43.25	37.84	64.88	56.76
65,745.10	3,029.73	302.97	43.28	37.87	64.92	56.81
65,751.52	3,030.02	303.00	43.29	37.88	64.93	56.81
65,783.21	3,031.48	303.15	43.31	37.89	64.96	56.84
65,788.88	3,031.75	303.18	43.31	37.90	64.97	56.85
65,822.43	3,033.29	303.33	43.33	37.92	65.00	56.87
65,894.17	3,036.60	303.66	43.38	37.96	65.07	56.94

These rates do not include clothing allowances paid through various negotiating units, therefore it is the agencies responsibility to factor in the proper amount in order to pay the overtime in accordance with the FLSA.

TEN MONTH
 You are Viewing an Archived Copy from the New Jersey State Library
SALARY RATE CONVERSION TABLES

Effective: September 1, 2004

Based on 217 Days

1736 Hours - 40 Hour Week

1519 Hours - 35 Hour Week

Annual	Bi-Weekly	Daily	Hourly Rates		Overtime Rates	
			35	40	35	40
65,916.02	3,037.60	303.76	43.39	37.97	65.09	56.96
65,931.85	3,038.33	303.83	43.41	37.98	65.11	56.97
65,945.77	3,038.98	303.90	43.41	37.99	65.12	56.98
65,947.39	3,039.05	303.91	43.42	37.99	65.12	56.98
65,992.18	3,041.11	304.11	43.44	38.01	65.17	57.02
66,019.70	3,042.38	304.24	43.46	38.03	65.19	57.05
66,038.86	3,043.27	304.33	43.48	38.04	65.21	57.06
66,046.11	3,043.60	304.36	43.48	38.05	65.22	57.07
66,047.81	3,043.68	304.37	43.48	38.05	65.22	57.07
66,085.10	3,045.40	304.54	43.51	38.07	65.26	57.10

Annual	Bi-Weekly	Daily	Hourly Rates		Overtime Rates	
			35	40	35	40
66,086.41	3,045.46	304.55	43.51	38.07	65.26	57.10
66,108.41	3,046.47	304.65	43.52	38.08	65.28	57.12
66,110.21	3,046.55	304.66	43.52	38.08	65.28	57.12
66,194.54	3,050.44	305.04	43.58	38.13	65.37	57.20
66,197.30	3,050.57	305.06	43.58	38.13	65.37	57.20
66,217.31	3,051.49	305.15	43.59	38.14	65.39	57.22
66,218.87	3,051.56	305.16	43.59	38.15	65.39	57.22
66,257.91	3,053.36	305.34	43.62	38.17	65.43	57.25
66,290.44	3,054.86	305.49	43.64	38.19	65.46	57.28
66,322.64	3,056.34	305.63	43.66	38.20	65.49	57.31

Annual	Bi-Weekly	Daily	Hourly Rates		Overtime Rates	
			35	40	35	40
66,362.00	3,058.16	305.82	43.69	38.23	65.53	57.34
66,363.55	3,058.23	305.82	43.69	38.23	65.53	57.34
66,368.60	3,058.46	305.85	43.69	38.23	65.54	57.35
66,370.03	3,058.53	305.85	43.69	38.23	65.54	57.35
66,374.08	3,058.71	305.87	43.70	38.23	65.54	57.35
66,402.31	3,060.01	306.00	43.71	38.25	65.57	57.38
66,424.78	3,061.05	306.11	43.73	38.26	65.59	57.39
66,495.95	3,064.33	306.43	43.78	38.30	65.66	57.46
66,509.25	3,064.94	306.49	43.79	38.31	65.68	57.47
66,522.38	3,065.55	306.56	43.79	38.32	65.69	57.48

These rates do not include clothing allowances paid through various negotiating units, therefore it is the agencies responsibility to factor in the proper amount in order to pay the overtime in accordance with the FLSA.

SALARY RATE CONVERSION TABLES

Effective: September 1, 2004

Based on 217 Days

1736 Hours - 40 Hour Week

1519 Hours - 35 Hour Week

Annual	Bi-Weekly	Daily	Hourly Rates		Overtime Rates	
			35	40	35	40
66,590.75	3,068.70	306.87	43.84	38.36	65.76	57.54
66,607.54	3,069.47	306.95	43.85	38.37	65.78	57.55
66,630.65	3,070.54	307.05	43.87	38.38	65.80	57.57
66,684.49	3,073.02	307.30	43.90	38.41	65.85	57.62
66,692.05	3,073.37	307.34	43.91	38.42	65.86	57.63
66,693.29	3,073.42	307.34	43.91	38.42	65.86	57.63
66,708.25	3,074.11	307.41	43.92	38.43	65.87	57.64
66,746.18	3,075.86	307.59	43.94	38.45	65.91	57.67
66,747.28	3,075.91	307.59	43.94	38.45	65.91	57.67
66,756.61	3,076.34	307.63	43.95	38.45	65.92	57.68

Annual	Bi-Weekly	Daily	Hourly Rates		Overtime Rates	
			35	40	35	40
66,764.68	3,076.71	307.67	43.95	38.46	65.93	57.69
66,785.95	3,077.69	307.77	43.97	38.47	65.95	57.71
66,821.11	3,079.31	307.93	43.99	38.49	65.99	57.74
66,831.58	3,079.80	307.98	44.00	38.50	66.00	57.75
66,833.14	3,079.87	307.99	44.00	38.50	66.00	57.75
66,844.83	3,080.41	308.04	44.01	38.51	66.01	57.76
66,863.09	3,081.25	308.13	44.02	38.52	66.03	57.77
66,864.93	3,081.33	308.13	44.02	38.52	66.03	57.78
66,959.23	3,085.68	308.57	44.08	38.57	66.12	57.86
66,978.43	3,086.56	308.66	44.09	38.58	66.14	57.87

Annual	Bi-Weekly	Daily	Hourly Rates		Overtime Rates	
			35	40	35	40
67,011.01	3,088.06	308.81	44.12	38.60	66.17	57.90
67,013.75	3,088.19	308.82	44.12	38.60	66.18	57.90
67,034.30	3,089.14	308.91	44.13	38.61	66.20	57.92
67,105.47	3,092.42	309.24	44.18	38.66	66.27	57.98
67,120.94	3,093.13	309.31	44.19	38.66	66.28	58.00
67,128.15	3,093.46	309.35	44.19	38.67	66.29	58.00
67,145.47	3,094.26	309.43	44.20	38.68	66.31	58.02
67,227.90	3,098.06	309.81	44.26	38.73	66.39	58.09
67,230.76	3,098.19	309.82	44.26	38.73	66.39	58.09
67,327.46	3,102.65	310.27	44.32	38.78	66.49	58.17

These rates do not include clothing allowances paid through various negotiating units, therefore it is the agencies responsibility to factor in the proper amount in order to pay the overtime in accordance with the FLSA.

Effective: September 1, 2004

Based on 217 Days

1736 Hours - 40 Hour Week

1519 Hours - 35 Hour Week

Annual	Bi-Weekly	Daily	Hourly Rates		Overtime Rates	
			35	40	35	40
67,340.71	3,103.26	310.33	44.33	38.79	66.50	58.19
67,372.93	3,104.74	310.47	44.35	38.81	66.53	58.21
67,389.98	3,105.53	310.55	44.37	38.82	66.55	58.23
67,408.78	3,106.40	310.64	44.38	38.83	66.57	58.25
67,462.11	3,108.85	310.89	44.41	38.86	66.62	58.29
67,470.64	3,109.25	310.93	44.42	38.87	66.63	58.30
67,477.86	3,109.58	310.96	44.42	38.87	66.63	58.31
67,485.15	3,109.91	310.99	44.43	38.87	66.64	58.31
67,489.67	3,110.12	311.01	44.43	38.88	66.65	58.32
67,539.76	3,112.43	311.24	44.46	38.91	66.69	58.36

Annual	Bi-Weekly	Daily	Hourly Rates		Overtime Rates	
			35	40	35	40
67,541.32	3,112.50	311.25	44.46	38.91	66.70	58.36
67,580.24	3,114.30	311.43	44.49	38.93	66.74	58.39
67,648.67	3,117.45	311.75	44.54	38.97	66.80	58.45
67,740.77	3,121.69	312.17	44.60	39.02	66.89	58.53
67,765.34	3,122.83	312.28	44.61	39.04	66.92	58.55
67,890.95	3,128.62	312.86	44.70	39.11	67.04	58.66
67,920.30	3,129.97	313.00	44.71	39.13	67.07	58.69
67,939.74	3,130.86	313.09	44.73	39.14	67.09	58.70
67,974.38	3,132.46	313.25	44.75	39.16	67.12	58.73
67,976.23	3,132.55	313.26	44.75	39.16	67.13	58.74

Annual	Bi-Weekly	Daily	Hourly Rates		Overtime Rates	
			35	40	35	40
67,983.58	3,132.88	313.29	44.76	39.16	67.13	58.74
67,991.09	3,133.23	313.32	44.76	39.17	67.14	58.75
67,994.36	3,133.38	313.34	44.76	39.17	67.14	58.75
67,998.67	3,133.58	313.36	44.77	39.17	67.15	58.76
68,074.04	3,137.05	313.71	44.82	39.21	67.22	58.82
68,089.57	3,137.77	313.78	44.83	39.22	67.24	58.83
68,112.19	3,138.81	313.88	44.84	39.24	67.26	58.85
68,160.16	3,141.02	314.10	44.87	39.26	67.31	58.89
68,161.67	3,141.09	314.11	44.87	39.26	67.31	58.90
68,170.95	3,141.52	314.15	44.88	39.27	67.32	58.90

These rates do not include clothing allowances paid through various negotiating units, therefore it is the agencies responsibility to factor in the proper amount in order to pay the overtime in accordance with the FLSA.

TEN MONTH
 You are Viewing an Archived Copy from the New Jersey State Library
SALARY RATE CONVERSION TABLES

Effective: September 1, 2004

Based on 217 Days

1736 Hours - 40 Hour Week

1519 Hours - 35 Hour Week

Annual	Bi-Weekly	Daily	Hourly Rates		Overtime Rates	
			35	40	35	40
68,184.92	3,142.16	314.22	44.89	39.28	67.33	58.92
68,200.35	3,142.87	314.29	44.90	39.29	67.35	58.93
68,227.57	3,144.13	314.41	44.92	39.30	67.37	58.95
68,296.70	3,147.31	314.73	44.96	39.34	67.44	59.01
68,307.26	3,147.80	314.78	44.97	39.35	67.45	59.02
68,320.02	3,148.39	314.84	44.98	39.36	67.47	59.03
68,349.35	3,149.74	314.97	45.00	39.37	67.49	59.06
68,353.56	3,149.93	314.99	45.00	39.37	67.50	59.06
68,365.18	3,150.47	315.05	45.01	39.38	67.51	59.07
68,372.85	3,150.82	315.08	45.01	39.39	67.52	59.08

Annual	Bi-Weekly	Daily	Hourly Rates		Overtime Rates	
			35	40	35	40
68,384.27	3,151.35	315.14	45.02	39.39	67.53	59.09
68,427.07	3,153.32	315.33	45.05	39.42	67.57	59.13
68,466.27	3,155.13	315.51	45.07	39.44	67.61	59.16
68,486.20	3,156.05	315.61	45.09	39.45	67.63	59.18
68,518.36	3,157.53	315.75	45.11	39.47	67.66	59.20
68,534.80	3,158.29	315.83	45.12	39.48	67.68	59.22
68,627.58	3,162.56	316.26	45.18	39.53	67.77	59.30
68,640.19	3,163.14	316.31	45.19	39.54	67.78	59.31
68,650.18	3,163.60	316.36	45.19	39.55	67.79	59.32
68,669.61	3,164.50	316.45	45.21	39.56	67.81	59.33

Annual	Bi-Weekly	Daily	Hourly Rates		Overtime Rates	
			35	40	35	40
68,679.52	3,164.95	316.50	45.21	39.56	67.82	59.34
68,681.23	3,165.03	316.50	45.22	39.56	67.82	59.34
68,713.75	3,166.53	316.65	45.24	39.58	67.85	59.37
68,724.39	3,167.02	316.70	45.24	39.59	67.86	59.38
68,734.64	3,167.49	316.75	45.25	39.59	67.88	59.39
68,742.42	3,167.85	316.79	45.26	39.60	67.88	59.40
68,743.55	3,167.91	316.79	45.26	39.60	67.88	59.40
68,803.77	3,170.68	317.07	45.30	39.63	67.94	59.45
68,806.19	3,170.79	317.08	45.30	39.64	67.95	59.45
68,825.68	3,171.69	317.17	45.31	39.65	67.97	59.47

These rates do not include clothing allowances paid through various negotiating units, therefore it is the agencies responsibility to factor in the proper amount in order to pay the overtime in accordance with the FLSA.

TEN MONTH
 You are Viewing an Archived Copy from the New Jersey State Library
SALARY RATE CONVERSION TABLES

Effective: September 1, 2004

Based on 217 Days

1736 Hours - 40 Hour Week

1519 Hours - 35 Hour Week

Annual	Bi-Weekly	Daily	Hourly Rates		Overtime Rates	
			35	40	35	40
68,825.93	3,171.70	317.17	45.31	39.65	67.97	59.47
68,826.65	3,171.74	317.17	45.31	39.65	67.97	59.47
68,878.85	3,174.14	317.41	45.35	39.68	68.02	59.52
68,914.91	3,175.80	317.58	45.37	39.70	68.05	59.55
68,923.65	3,176.21	317.62	45.37	39.70	68.06	59.55
69,016.45	3,180.48	318.05	45.44	39.76	68.15	59.63
69,032.78	3,181.23	318.12	45.45	39.77	68.17	59.65
69,071.86	3,183.04	318.30	45.47	39.79	68.21	59.68
69,086.83	3,183.72	318.37	45.48	39.80	68.22	59.70
69,088.45	3,183.80	318.38	45.48	39.80	68.22	59.70

Annual	Bi-Weekly	Daily	Hourly Rates		Overtime Rates	
			35	40	35	40
69,109.76	3,184.78	318.48	45.50	39.81	68.25	59.72
69,169.74	3,187.55	318.76	45.54	39.84	68.30	59.77
69,184.17	3,188.21	318.82	45.55	39.85	68.32	59.78
69,188.65	3,188.42	318.84	45.55	39.86	68.32	59.78
69,193.38	3,188.64	318.86	45.55	39.86	68.33	59.79
69,194.99	3,188.71	318.87	45.55	39.86	68.33	59.79
69,289.26	3,193.05	319.31	45.62	39.91	68.42	59.87
69,313.83	3,194.19	319.42	45.63	39.93	68.45	59.89
69,332.99	3,195.07	319.51	45.64	39.94	68.47	59.91
69,348.38	3,195.78	319.58	45.65	39.95	68.48	59.92

Annual	Bi-Weekly	Daily	Hourly Rates		Overtime Rates	
			35	40	35	40
69,351.25	3,195.91	319.59	45.66	39.95	68.48	59.92
69,366.55	3,196.62	319.66	45.67	39.96	68.50	59.94
69,367.13	3,196.64	319.66	45.67	39.96	68.50	59.94
69,367.26	3,196.65	319.67	45.67	39.96	68.50	59.94
69,376.21	3,197.06	319.71	45.67	39.96	68.51	59.94
69,377.81	3,197.13	319.71	45.67	39.96	68.51	59.95
69,391.95	3,197.79	319.78	45.68	39.97	68.52	59.96
69,449.05	3,200.42	320.04	45.72	40.01	68.58	60.01
69,461.03	3,200.97	320.10	45.73	40.01	68.59	60.02
69,522.67	3,203.81	320.38	45.77	40.05	68.65	60.07

These rates do not include clothing allowances paid through various negotiating units, therefore it is the agencies responsibility to factor in the proper amount in order to pay the overtime in accordance with the FLSA.

TEN MONTH
 You are Viewing an Archived Copy from the New Jersey State Library
SALARY RATE CONVERSION TABLES

Effective: September 1, 2004

Based on 217 Days
 1736 Hours - 40 Hour Week
 1519 Hours - 35 Hour Week

Annual	Bi-Weekly	Daily	Hourly Rates		Overtime Rates	
			35	40	35	40
69,526.79	3,204.00	320.40	45.77	40.05	68.66	60.08
69,528.45	3,204.08	320.41	45.77	40.05	68.66	60.08
69,533.85	3,204.32	320.43	45.78	40.05	68.66	60.08
69,597.09	3,207.24	320.72	45.82	40.09	68.73	60.14
69,644.98	3,209.45	320.95	45.85	40.12	68.77	60.18
69,688.05	3,211.43	321.14	45.88	40.14	68.82	60.21
69,703.66	3,212.15	321.22	45.89	40.15	68.83	60.23
69,725.73	3,213.17	321.32	45.90	40.17	68.85	60.25
69,762.52	3,214.86	321.49	45.93	40.19	68.89	60.28
69,775.09	3,215.44	321.54	45.94	40.19	68.90	60.29

Annual	Bi-Weekly	Daily	Hourly Rates		Overtime Rates	
			35	40	35	40
69,783.16	3,215.81	321.58	45.94	40.20	68.91	60.30
69,801.08	3,216.64	321.66	45.95	40.21	68.93	60.31
69,835.57	3,218.23	321.82	45.98	40.23	68.96	60.34
69,861.16	3,219.41	321.94	45.99	40.24	68.99	60.36
69,870.04	3,219.82	321.98	46.00	40.25	69.00	60.37
69,895.23	3,220.98	322.10	46.01	40.26	69.02	60.39
69,904.75	3,221.42	322.14	46.02	40.27	69.03	60.40
69,968.65	3,224.36	322.44	46.06	40.31	69.09	60.46
70,019.59	3,226.71	322.67	46.10	40.33	69.14	60.50
70,021.20	3,226.78	322.68	46.10	40.34	69.15	60.50

Annual	Bi-Weekly	Daily	Hourly Rates		Overtime Rates	
			35	40	35	40
70,028.09	3,227.10	322.71	46.10	40.34	69.15	60.51
70,028.81	3,227.13	322.71	46.10	40.34	69.15	60.51
70,051.08	3,228.16	322.82	46.12	40.35	69.18	60.53
70,054.68	3,228.33	322.83	46.12	40.35	69.18	60.53
70,086.39	3,229.79	322.98	46.14	40.37	69.21	60.56
70,105.91	3,230.69	323.07	46.15	40.38	69.23	60.58
70,153.64	3,232.89	323.29	46.18	40.41	69.28	60.62
70,161.15	3,233.23	323.32	46.19	40.42	69.28	60.62
70,172.90	3,233.77	323.38	46.20	40.42	69.30	60.63
70,186.17	3,234.39	323.44	46.21	40.43	69.31	60.65

These rates do not include clothing allowances paid through various negotiating units, therefore it is the agencies responsibility to factor in the proper amount in order to pay the overtime in accordance with the FLSA.

TEN MONTH
 You are Viewing an Archived Copy from the New Jersey State Library
SALARY RATE CONVERSION TABLES

Effective: September 1, 2004

Based on 217 Days

1736 Hours - 40 Hour Week

1519 Hours - 35 Hour Week

Annual	Bi-Weekly	Daily	Hourly Rates		Overtime Rates	
			35	40	35	40
70,206.77	3,235.34	323.53	46.22	40.44	69.33	60.66
70,305.93	3,239.90	323.99	46.28	40.50	69.43	60.75
70,309.22	3,240.06	324.01	46.29	40.50	69.43	60.75
70,344.49	3,241.68	324.17	46.31	40.52	69.47	60.78
70,348.90	3,241.88	324.19	46.31	40.52	69.47	60.79
70,425.74	3,245.43	324.54	46.36	40.57	69.54	60.85
70,458.65	3,246.94	324.69	46.39	40.59	69.58	60.88
70,476.94	3,247.79	324.78	46.40	40.60	69.60	60.90
70,504.90	3,249.07	324.91	46.42	40.61	69.62	60.92
70,566.34	3,251.91	325.19	46.46	40.65	69.68	60.97

Annual	Bi-Weekly	Daily	Hourly Rates		Overtime Rates	
			35	40	35	40
70,645.29	3,255.54	325.55	46.51	40.69	69.76	61.04
70,703.62	3,258.23	325.82	46.55	40.73	69.82	61.09
70,704.44	3,258.27	325.83	46.55	40.73	69.82	61.09
70,707.94	3,258.43	325.84	46.55	40.73	69.82	61.10
70,709.24	3,258.49	325.85	46.55	40.73	69.83	61.10
70,749.29	3,260.34	326.03	46.58	40.75	69.86	61.13
70,764.07	3,261.02	326.10	46.59	40.76	69.88	61.14
70,765.62	3,261.09	326.11	46.59	40.76	69.88	61.15
70,769.61	3,261.27	326.13	46.59	40.77	69.89	61.15
70,778.85	3,261.70	326.17	46.60	40.77	69.89	61.16

Annual	Bi-Weekly	Daily	Hourly Rates		Overtime Rates	
			35	40	35	40
70,797.95	3,262.58	326.26	46.61	40.78	69.91	61.17
70,803.67	3,262.84	326.28	46.61	40.79	69.92	61.18
70,804.52	3,262.88	326.29	46.61	40.79	69.92	61.18
70,831.85	3,264.14	326.41	46.63	40.80	69.95	61.20
70,947.18	3,269.46	326.95	46.71	40.87	70.06	61.30
70,992.90	3,271.56	327.16	46.74	40.90	70.11	61.34
71,079.80	3,275.57	327.56	46.79	40.95	70.19	61.42
71,081.42	3,275.64	327.56	46.80	40.95	70.19	61.42
71,127.94	3,277.79	327.78	46.83	40.97	70.24	61.46
71,154.34	3,279.00	327.90	46.84	40.99	70.26	61.48

These rates do not include clothing allowances paid through various negotiating units, therefore it is the agencies responsibility to factor in the proper amount in order to pay the overtime in accordance with the FLSA.

TEN MONTH
 You are Viewing an Archived Copy from the New Jersey State Library
SALARY RATE CONVERSION TABLES

Effective: September 1, 2004

Based on 217 Days

1736 Hours - 40 Hour Week

1519 Hours - 35 Hour Week

Annual	Bi-Weekly	Daily	Hourly Rates		Overtime Rates	
			35	40	35	40
71,237.51	3,282.83	328.28	46.90	41.04	70.35	61.55
71,319.09	3,286.59	328.66	46.95	41.08	70.43	61.62
71,326.97	3,286.96	328.70	46.96	41.09	70.44	61.63
71,339.14	3,287.52	328.75	46.97	41.09	70.45	61.64
71,347.09	3,287.88	328.79	46.97	41.10	70.46	61.65
71,356.43	3,288.31	328.83	46.98	41.10	70.46	61.66
71,403.05	3,290.46	329.05	47.01	41.13	70.51	61.70
71,413.27	3,290.93	329.09	47.01	41.14	70.52	61.71
71,415.07	3,291.02	329.10	47.02	41.14	70.52	61.71
71,426.08	3,291.52	329.15	47.02	41.14	70.53	61.72

Annual	Bi-Weekly	Daily	Hourly Rates		Overtime Rates	
			35	40	35	40
71,429.61	3,291.69	329.17	47.02	41.15	70.54	61.72
71,456.00	3,292.90	329.29	47.04	41.16	70.56	61.74
71,457.95	3,292.99	329.30	47.04	41.16	70.56	61.74
71,492.66	3,294.59	329.46	47.07	41.18	70.60	61.77
71,506.36	3,295.22	329.52	47.08	41.19	70.61	61.79
71,536.95	3,296.63	329.66	47.10	41.21	70.64	61.81
71,556.86	3,297.55	329.76	47.11	41.22	70.66	61.83
71,581.24	3,298.67	329.87	47.12	41.23	70.69	61.85
71,724.18	3,305.26	330.53	47.22	41.32	70.83	61.97
71,735.97	3,305.81	330.58	47.23	41.32	70.84	61.98

Annual	Bi-Weekly	Daily	Hourly Rates		Overtime Rates	
			35	40	35	40
71,744.72	3,306.21	330.62	47.23	41.33	70.85	61.99
71,771.90	3,307.46	330.75	47.25	41.34	70.87	62.01
71,792.23	3,308.40	330.84	47.26	41.36	70.89	62.03
71,849.03	3,311.02	331.10	47.30	41.39	70.95	62.08
71,881.48	3,312.51	331.25	47.32	41.41	70.98	62.11
71,896.96	3,313.22	331.32	47.33	41.42	71.00	62.12
71,901.30	3,313.42	331.34	47.34	41.42	71.00	62.13
71,956.35	3,315.96	331.60	47.37	41.45	71.06	62.18
71,958.03	3,316.04	331.60	47.37	41.45	71.06	62.18
71,962.79	3,316.26	331.63	47.38	41.45	71.06	62.18

These rates do not include clothing allowances paid through various negotiating units, therefore it is the agencies responsibility to factor in the proper amount in order to pay the overtime in accordance with the FLSA.

SALARY RATE CONVERSION TABLES

Effective: September 1, 2004

Based on 217 Days

1736 Hours - 40 Hour Week

1519 Hours - 35 Hour Week

Annual	Bi-Weekly	Daily	Hourly Rates		Overtime Rates	
			35	40	35	40
72,016.84	3,318.75	331.88	47.41	41.48	71.12	62.23
72,033.51	3,319.52	331.95	47.42	41.49	71.13	62.24
72,083.92	3,321.84	332.18	47.46	41.52	71.18	62.28
72,089.27	3,322.09	332.21	47.46	41.53	71.19	62.29
72,102.45	3,322.69	332.27	47.47	41.53	71.20	62.30
72,104.37	3,322.78	332.28	47.47	41.54	71.20	62.30
72,111.75	3,323.12	332.31	47.47	41.54	71.21	62.31
72,157.95	3,325.25	332.53	47.50	41.57	71.26	62.35
72,171.39	3,325.87	332.59	47.51	41.57	71.27	62.36
72,176.21	3,326.09	332.61	47.52	41.58	71.27	62.36

Annual	Bi-Weekly	Daily	Hourly Rates		Overtime Rates	
			35	40	35	40
72,193.39	3,326.88	332.69	47.53	41.59	71.29	62.38
72,213.61	3,327.82	332.78	47.54	41.60	71.31	62.40
72,247.96	3,329.40	332.94	47.56	41.62	71.34	62.43
72,268.36	3,330.34	333.03	47.58	41.63	71.36	62.44
72,286.38	3,331.17	333.12	47.59	41.64	71.38	62.46
72,322.68	3,332.84	333.28	47.61	41.66	71.42	62.49
72,324.12	3,332.91	333.29	47.61	41.66	71.42	62.49
72,390.42	3,335.96	333.60	47.66	41.70	71.49	62.55
72,392.07	3,336.04	333.60	47.66	41.70	71.49	62.55
72,422.03	3,337.42	333.74	47.68	41.72	71.52	62.58

Annual	Bi-Weekly	Daily	Hourly Rates		Overtime Rates	
			35	40	35	40
72,476.61	3,339.94	333.99	47.71	41.75	71.57	62.62
72,483.13	3,340.24	334.02	47.72	41.75	71.58	62.63
72,499.42	3,340.99	334.10	47.73	41.76	71.59	62.64
72,501.08	3,341.06	334.11	47.73	41.76	71.59	62.64
72,585.54	3,344.96	334.50	47.79	41.81	71.68	62.72
72,586.64	3,345.01	334.50	47.79	41.81	71.68	62.72
72,649.30	3,347.89	334.79	47.83	41.85	71.74	62.77
72,660.11	3,348.39	334.84	47.83	41.86	71.75	62.78
72,691.58	3,349.84	334.98	47.86	41.87	71.78	62.81
72,693.35	3,349.92	334.99	47.86	41.87	71.78	62.81

These rates do not include clothing allowances paid through various negotiating units, therefore it is the agencies responsibility to factor in the proper amount in order to pay the overtime in accordance with the FLSA.

TEN MONTH
 You are Viewing an Archived Copy from the New Jersey State Library
SALARY RATE CONVERSION TABLES

Effective: September 1, 2004

Based on 217 Days

1736 Hours - 40 Hour Week

1519 Hours - 35 Hour Week

Annual	Bi-Weekly	Daily	Hourly Rates		Overtime Rates	
			35	40	35	40
72,706.71	3,350.54	335.05	47.87	41.88	71.80	62.82
72,758.17	3,352.91	335.29	47.90	41.91	71.85	62.87
72,763.09	3,353.14	335.31	47.90	41.91	71.85	62.87
72,767.58	3,353.34	335.33	47.91	41.92	71.86	62.88
72,775.20	3,353.70	335.37	47.91	41.92	71.87	62.88
72,782.80	3,354.05	335.41	47.92	41.93	71.87	62.89
72,787.43	3,354.26	335.43	47.92	41.93	71.88	62.89
72,803.04	3,354.98	335.50	47.93	41.94	71.89	62.91
72,848.06	3,357.05	335.71	47.96	41.96	71.94	62.94
72,849.79	3,357.13	335.71	47.96	41.96	71.94	62.95

Annual	Bi-Weekly	Daily	Hourly Rates		Overtime Rates	
			35	40	35	40
72,856.13	3,357.43	335.74	47.96	41.97	71.94	62.95
72,860.19	3,357.61	335.76	47.97	41.97	71.95	62.96
72,877.67	3,358.42	335.84	47.98	41.98	71.97	62.97
72,950.79	3,361.79	336.18	48.03	42.02	72.04	63.03
73,033.85	3,365.62	336.56	48.08	42.07	72.12	63.11
73,035.42	3,365.69	336.57	48.08	42.07	72.12	63.11
73,079.78	3,367.73	336.77	48.11	42.10	72.17	63.15
73,098.35	3,368.59	336.86	48.12	42.11	72.18	63.16
73,149.10	3,370.93	337.09	48.16	42.14	72.23	63.21
73,179.67	3,372.34	337.23	48.18	42.15	72.26	63.23

Annual	Bi-Weekly	Daily	Hourly Rates		Overtime Rates	
			35	40	35	40
73,188.54	3,372.74	337.27	48.18	42.16	72.27	63.24
73,201.81	3,373.36	337.34	48.19	42.17	72.29	63.25
73,202.81	3,373.40	337.34	48.19	42.17	72.29	63.25
73,208.53	3,373.66	337.37	48.20	42.17	72.29	63.26
73,212.79	3,373.86	337.39	48.20	42.17	72.30	63.26
73,243.82	3,375.29	337.53	48.22	42.19	72.33	63.29
73,312.34	3,378.45	337.85	48.26	42.23	72.40	63.35
73,328.91	3,379.21	337.92	48.27	42.24	72.41	63.36
73,345.55	3,379.98	338.00	48.29	42.25	72.43	63.38
73,361.52	3,380.72	338.07	48.30	42.26	72.44	63.39

These rates do not include clothing allowances paid through various negotiating units, therefore it is the agencies responsibility to factor in the proper amount in order to pay the overtime in accordance with the FLSA.

TEN MONTH
 You are Viewing an Archived Copy from the New Jersey State Library
SALARY RATE CONVERSION TABLES

Effective: September 1, 2004

Based on 217 Days

1736 Hours - 40 Hour Week

1519 Hours - 35 Hour Week

Annual	Bi-Weekly	Daily	Hourly Rates		Overtime Rates	
			35	40	35	40
73,367.98	3,381.01	338.10	48.30	42.26	72.45	63.39
73,369.57	3,381.09	338.11	48.30	42.26	72.45	63.40
73,402.53	3,382.61	338.26	48.32	42.28	72.48	63.42
73,483.71	3,386.35	338.64	48.38	42.33	72.56	63.49
73,506.39	3,387.39	338.74	48.39	42.34	72.59	63.51
73,511.74	3,387.64	338.76	48.40	42.35	72.59	63.52
73,524.93	3,388.25	338.83	48.40	42.35	72.61	63.53
73,527.51	3,388.36	338.84	48.41	42.36	72.61	63.53
73,545.01	3,389.17	338.92	48.42	42.37	72.63	63.55
73,560.51	3,389.89	338.99	48.43	42.37	72.64	63.56

Annual	Bi-Weekly	Daily	Hourly Rates		Overtime Rates	
			35	40	35	40
73,578.28	3,390.70	339.07	48.44	42.38	72.66	63.58
73,599.48	3,391.68	339.17	48.45	42.40	72.68	63.59
73,603.10	3,391.85	339.19	48.46	42.40	72.68	63.60
73,645.59	3,393.81	339.38	48.48	42.42	72.72	63.63
73,664.63	3,394.68	339.47	48.50	42.43	72.74	63.65
73,665.03	3,394.70	339.47	48.50	42.43	72.74	63.65
73,696.80	3,396.17	339.62	48.52	42.45	72.78	63.68
73,778.57	3,399.93	339.99	48.57	42.50	72.86	63.75
73,810.25	3,401.39	340.14	48.59	42.52	72.89	63.78
73,812.72	3,401.51	340.15	48.59	42.52	72.89	63.78

Annual	Bi-Weekly	Daily	Hourly Rates		Overtime Rates	
			35	40	35	40
73,911.76	3,406.07	340.61	48.66	42.58	72.99	63.86
73,924.43	3,406.66	340.67	48.67	42.58	73.00	63.87
73,946.43	3,407.67	340.77	48.68	42.60	73.02	63.89
74,001.42	3,410.20	341.02	48.72	42.63	73.08	63.94
74,050.70	3,412.47	341.25	48.75	42.66	73.13	63.98
74,084.93	3,414.05	341.41	48.77	42.68	73.16	64.01
74,085.35	3,414.07	341.41	48.77	42.68	73.16	64.01
74,129.48	3,416.11	341.61	48.80	42.70	73.20	64.05
74,147.02	3,416.91	341.69	48.81	42.71	73.22	64.07
74,148.91	3,417.00	341.70	48.81	42.71	73.22	64.07

These rates do not include clothing allowances paid through various negotiating units, therefore it is the agencies responsibility to factor in the proper amount in order to pay the overtime in accordance with the FLSA.

TEN MONTH
 You are Viewing an Archived Copy from the New Jersey State Library
SALARY RATE CONVERSION TABLES

Effective: September 1, 2004

Based on 217 Days

1736 Hours - 40 Hour Week

1519 Hours - 35 Hour Week

Annual	Bi-Weekly	Daily	Hourly Rates		Overtime Rates	
			35	40	35	40
74,190.07	3,418.90	341.89	48.84	42.74	73.26	64.10
74,242.90	3,421.33	342.13	48.88	42.77	73.31	64.15
74,275.71	3,422.84	342.28	48.90	42.79	73.35	64.18
74,295.87	3,423.77	342.38	48.91	42.80	73.37	64.20
74,300.38	3,423.98	342.40	48.91	42.80	73.37	64.20
74,321.33	3,424.95	342.50	48.93	42.81	73.39	64.22
74,379.03	3,427.61	342.76	48.97	42.85	73.45	64.27
74,494.04	3,432.91	343.29	49.04	42.91	73.56	64.37
74,532.14	3,434.66	343.47	49.07	42.93	73.60	64.40
74,574.53	3,436.61	343.66	49.09	42.96	73.64	64.44

Annual	Bi-Weekly	Daily	Hourly Rates		Overtime Rates	
			35	40	35	40
74,644.69	3,439.85	343.99	49.14	43.00	73.71	64.50
74,713.72	3,443.03	344.30	49.19	43.04	73.78	64.56
74,825.87	3,448.20	344.82	49.26	43.10	73.89	64.65
74,827.61	3,448.28	344.83	49.26	43.10	73.89	64.65
74,838.35	3,448.77	344.88	49.27	43.11	73.90	64.67
74,842.46	3,448.96	344.90	49.27	43.11	73.91	64.67
74,863.94	3,449.95	345.00	49.29	43.12	73.93	64.69
74,872.25	3,450.33	345.03	49.29	43.13	73.94	64.69
74,893.62	3,451.32	345.13	49.31	43.14	73.96	64.71
74,895.29	3,451.40	345.14	49.31	43.14	73.96	64.71

Annual	Bi-Weekly	Daily	Hourly Rates		Overtime Rates	
			35	40	35	40
74,914.85	3,452.30	345.23	49.32	43.15	73.98	64.73
74,953.58	3,454.08	345.41	49.34	43.18	74.02	64.76
74,973.67	3,455.01	345.50	49.36	43.19	74.04	64.78
74,978.17	3,455.22	345.52	49.36	43.19	74.04	64.79
74,995.16	3,456.00	345.60	49.37	43.20	74.06	64.80
75,003.67	3,456.39	345.64	49.38	43.21	74.07	64.81
75,063.16	3,459.13	345.91	49.42	43.24	74.12	64.86
75,064.52	3,459.19	345.92	49.42	43.24	74.13	64.86
75,068.97	3,459.40	345.94	49.42	43.24	74.13	64.86
75,275.56	3,468.92	346.89	49.56	43.36	74.33	65.04

These rates do not include clothing allowances paid through various negotiating units, therefore it is the agencies responsibility to factor in the proper amount in order to pay the overtime in accordance with the FLSA.

Effective: September 1, 2004

Based on 217 Days
 1736 Hours - 40 Hour Week
 1519 Hours - 35 Hour Week

Annual	Bi-Weekly	Daily	Hourly Rates		Overtime Rates	
			35	40	35	40
75,296.98	3,469.91	346.99	49.57	43.37	74.36	65.06
75,310.00	3,470.51	347.05	49.58	43.38	74.37	65.07
75,361.65	3,472.89	347.29	49.61	43.41	74.42	65.12
75,383.06	3,473.87	347.39	49.63	43.42	74.44	65.13
75,404.63	3,474.87	347.49	49.64	43.44	74.46	65.15
75,406.33	3,474.95	347.50	49.64	43.44	74.46	65.16
75,437.05	3,476.36	347.64	49.66	43.46	74.49	65.18
75,444.02	3,476.68	347.67	49.67	43.46	74.50	65.19
75,479.21	3,478.30	347.83	49.69	43.48	74.54	65.22
75,500.17	3,479.27	347.93	49.70	43.49	74.56	65.24

Annual	Bi-Weekly	Daily	Hourly Rates		Overtime Rates	
			35	40	35	40
75,539.36	3,481.08	348.11	49.73	43.51	74.60	65.27
75,557.70	3,481.92	348.19	49.74	43.52	74.61	65.29
75,559.23	3,481.99	348.20	49.74	43.53	74.61	65.29
75,565.94	3,482.30	348.23	49.75	43.53	74.62	65.29
75,576.19	3,482.77	348.28	49.75	43.54	74.63	65.30
75,585.96	3,483.22	348.32	49.76	43.54	74.64	65.31
75,645.65	3,485.97	348.60	49.80	43.58	74.70	65.36
75,655.72	3,486.44	348.64	49.81	43.58	74.71	65.37
75,665.02	3,486.87	348.69	49.81	43.59	74.72	65.38
75,689.73	3,488.01	348.80	49.83	43.60	74.74	65.40

Annual	Bi-Weekly	Daily	Hourly Rates		Overtime Rates	
			35	40	35	40
75,711.04	3,488.99	348.90	49.84	43.61	74.76	65.42
75,769.39	3,491.68	349.17	49.88	43.65	74.82	65.47
75,777.61	3,492.06	349.21	49.89	43.65	74.83	65.48
75,790.61	3,492.65	349.27	49.90	43.66	74.84	65.49
75,849.77	3,495.38	349.54	49.93	43.69	74.90	65.54
75,856.37	3,495.69	349.57	49.94	43.70	74.91	65.54
75,858.25	3,495.77	349.58	49.94	43.70	74.91	65.55
75,861.26	3,495.91	349.59	49.94	43.70	74.91	65.55
75,882.72	3,496.90	349.69	49.96	43.71	74.93	65.57
75,890.18	3,497.24	349.72	49.96	43.72	74.94	65.57

These rates do not include clothing allowances paid through various negotiating units, therefore it is the agencies responsibility to factor in the proper amount in order to pay the overtime in accordance with the FLSA.

TEN MONTH
 You are Viewing an Archived Copy from the New Jersey State Library
SALARY RATE CONVERSION TABLES

Effective: September 1, 2004

Based on 217 Days
 1736 Hours - 40 Hour Week
 1519 Hours - 35 Hour Week

Annual	Bi-Weekly	Daily	Hourly Rates		Overtime Rates	
			35	40	35	40
75,900.14	3,497.70	349.77	49.97	43.72	74.95	65.58
75,938.43	3,499.47	349.95	49.99	43.74	74.99	65.61
75,971.89	3,501.01	350.10	50.01	43.76	75.02	65.64
75,973.52	3,501.08	350.11	50.02	43.76	75.02	65.65
75,979.88	3,501.38	350.14	50.02	43.77	75.03	65.65
76,052.19	3,504.71	350.47	50.07	43.81	75.10	65.71
76,109.95	3,507.37	350.74	50.11	43.84	75.16	65.76
76,142.02	3,508.85	350.89	50.13	43.86	75.19	65.79
76,142.84	3,508.89	350.89	50.13	43.86	75.19	65.79
76,169.33	3,510.11	351.01	50.14	43.88	75.22	65.81

Annual	Bi-Weekly	Daily	Hourly Rates		Overtime Rates	
			35	40	35	40
76,169.47	3,510.11	351.01	50.14	43.88	75.22	65.81
76,171.13	3,510.19	351.02	50.15	43.88	75.22	65.82
76,172.47	3,510.25	351.03	50.15	43.88	75.22	65.82
76,249.98	3,513.82	351.38	50.20	43.92	75.30	65.88
76,282.78	3,515.34	351.53	50.22	43.94	75.33	65.91
76,337.58	3,517.86	351.79	50.26	43.97	75.38	65.96
76,339.41	3,517.95	351.80	50.26	43.97	75.38	65.96
76,341.92	3,518.06	351.81	50.26	43.98	75.39	65.96
76,358.48	3,518.82	351.88	50.27	43.99	75.40	65.98
76,378.55	3,519.75	351.98	50.28	44.00	75.42	66.00

Annual	Bi-Weekly	Daily	Hourly Rates		Overtime Rates	
			35	40	35	40
76,378.91	3,519.77	351.98	50.28	44.00	75.42	66.00
76,396.77	3,520.59	352.06	50.29	44.01	75.44	66.01
76,407.27	3,521.07	352.11	50.30	44.01	75.45	66.02
76,429.35	3,522.09	352.21	50.32	44.03	75.47	66.04
76,475.72	3,524.23	352.42	50.35	44.05	75.52	66.08
76,498.21	3,525.26	352.53	50.36	44.07	75.54	66.10
76,540.70	3,527.22	352.72	50.39	44.09	75.58	66.14
76,549.82	3,527.64	352.76	50.40	44.10	75.59	66.14
76,598.29	3,529.88	352.99	50.43	44.12	75.64	66.18
76,640.02	3,531.80	353.18	50.45	44.15	75.68	66.22

These rates do not include clothing allowances paid through various negotiating units, therefore it is the agencies responsibility to factor in the proper amount in order to pay the overtime in accordance with the FLSA.

TEN MONTH
 You are Viewing an Archived Copy from the New Jersey State Library
SALARY RATE CONVERSION TABLES

Effective: September 1, 2004

Based on 217 Days

1736 Hours - 40 Hour Week

1519 Hours - 35 Hour Week

Annual	Bi-Weekly	Daily	Hourly Rates		Overtime Rates	
			35	40	35	40
76,686.56	3,533.94	353.39	50.49	44.17	75.73	66.26
76,706.85	3,534.88	353.49	50.50	44.19	75.75	66.28
76,714.70	3,535.24	353.52	50.50	44.19	75.75	66.29
76,762.26	3,537.43	353.74	50.54	44.22	75.80	66.33
76,813.06	3,539.77	353.98	50.57	44.25	75.85	66.37
76,823.28	3,540.24	354.02	50.58	44.25	75.86	66.38
76,830.62	3,540.58	354.06	50.58	44.26	75.87	66.39
76,848.50	3,541.41	354.14	50.59	44.27	75.89	66.40
76,858.18	3,541.85	354.19	50.60	44.27	75.90	66.41
76,868.85	3,542.34	354.23	50.61	44.28	75.91	66.42

Annual	Bi-Weekly	Daily	Hourly Rates		Overtime Rates	
			35	40	35	40
76,880.77	3,542.89	354.29	50.61	44.29	75.92	66.43
76,882.75	3,542.98	354.30	50.61	44.29	75.92	66.43
76,914.25	3,544.44	354.44	50.64	44.31	75.95	66.46
76,956.36	3,546.38	354.64	50.66	44.33	75.99	66.50
76,972.40	3,547.12	354.71	50.67	44.34	76.01	66.51
76,980.15	3,547.47	354.75	50.68	44.34	76.02	66.51
76,993.14	3,548.07	354.81	50.69	44.35	76.03	66.53
77,023.33	3,549.46	354.95	50.71	44.37	76.06	66.55
77,041.92	3,550.32	355.03	50.72	44.38	76.08	66.57
77,084.17	3,552.27	355.23	50.75	44.40	76.12	66.60

Annual	Bi-Weekly	Daily	Hourly Rates		Overtime Rates	
			35	40	35	40
77,093.47	3,552.69	355.27	50.75	44.41	76.13	66.61
77,145.22	3,555.08	355.51	50.79	44.44	76.18	66.66
77,193.50	3,557.30	355.73	50.82	44.47	76.23	66.70
77,207.43	3,557.95	355.80	50.83	44.47	76.24	66.71
77,273.79	3,561.00	356.10	50.87	44.51	76.31	66.77
77,295.57	3,562.01	356.20	50.89	44.53	76.33	66.79
77,355.01	3,564.75	356.48	50.93	44.56	76.39	66.84
77,379.70	3,565.88	356.59	50.94	44.57	76.41	66.86
77,404.34	3,567.02	356.70	50.96	44.59	76.44	66.88
77,422.33	3,567.85	356.79	50.97	44.60	76.45	66.90

These rates do not include clothing allowances paid through various negotiating units, therefore it is the agencies responsibility to factor in the proper amount in order to pay the overtime in accordance with the FLSA.

Effective: September 1, 2004

Based on 217 Days

1736 Hours - 40 Hour Week

1519 Hours - 35 Hour Week

Annual	Bi-Weekly	Daily	Hourly Rates		Overtime Rates	
			35	40	35	40
77,455.29	3,569.37	356.94	50.99	44.62	76.49	66.93
77,558.47	3,574.12	357.41	51.06	44.68	76.59	67.02
77,574.25	3,574.85	357.49	51.07	44.69	76.60	67.03
77,632.75	3,577.55	357.76	51.11	44.72	76.66	67.08
77,638.20	3,577.80	357.78	51.11	44.72	76.67	67.08
77,695.39	3,580.43	358.04	51.15	44.76	76.72	67.13
77,697.19	3,580.52	358.05	51.15	44.76	76.73	67.13
77,703.26	3,580.80	358.08	51.15	44.76	76.73	67.14
77,711.04	3,581.15	358.12	51.16	44.76	76.74	67.15
77,742.73	3,582.61	358.26	51.18	44.78	76.77	67.17

Annual	Bi-Weekly	Daily	Hourly Rates		Overtime Rates	
			35	40	35	40
77,765.64	3,583.67	358.37	51.20	44.80	76.79	67.19
77,788.07	3,584.70	358.47	51.21	44.81	76.82	67.21
77,950.11	3,592.17	359.22	51.32	44.90	76.98	67.35
77,956.81	3,592.48	359.25	51.32	44.91	76.98	67.36
77,962.12	3,592.72	359.27	51.33	44.91	76.99	67.36
78,015.34	3,595.18	359.52	51.36	44.94	77.04	67.41
78,037.47	3,596.20	359.62	51.37	44.95	77.06	67.43
78,096.44	3,598.91	359.89	51.41	44.99	77.12	67.48
78,098.31	3,599.00	359.90	51.41	44.99	77.12	67.48
78,103.68	3,599.25	359.93	51.42	44.99	77.13	67.49

Annual	Bi-Weekly	Daily	Hourly Rates		Overtime Rates	
			35	40	35	40
78,131.77	3,600.54	360.05	51.44	45.01	77.15	67.51
78,171.19	3,602.36	360.24	51.46	45.03	77.19	67.54
78,222.59	3,604.73	360.47	51.50	45.06	77.24	67.59
78,271.28	3,606.97	360.70	51.53	45.09	77.29	67.63
78,418.84	3,613.77	361.38	51.63	45.17	77.44	67.76
78,420.59	3,613.85	361.39	51.63	45.17	77.44	67.76
78,426.10	3,614.11	361.41	51.63	45.18	77.45	67.76
78,448.61	3,615.14	361.51	51.65	45.19	77.47	67.78
78,455.29	3,615.45	361.55	51.65	45.19	77.47	67.79
78,516.10	3,618.25	361.83	51.69	45.23	77.53	67.84

These rates do not include clothing allowances paid through various negotiating units, therefore it is the agencies responsibility to factor in the proper amount in order to pay the overtime in accordance with the FLSA.

TEN MONTH
 You are Viewing an Archived Copy from the New Jersey State Library
SALARY RATE CONVERSION TABLES

Effective: September 1, 2004

Based on 217 Days

1736 Hours - 40 Hour Week

1519 Hours - 35 Hour Week

Annual	Bi-Weekly	Daily	Hourly Rates		Overtime Rates	
			35	40	35	40
78,565.74	3,620.54	362.05	51.72	45.26	77.58	67.89
78,566.95	3,620.60	362.06	51.72	45.26	77.58	67.89
78,599.50	3,622.10	362.21	51.74	45.28	77.62	67.91
78,639.38	3,623.93	362.39	51.77	45.30	77.66	67.95
78,654.16	3,624.62	362.46	51.78	45.31	77.67	67.96
78,661.75	3,624.97	362.50	51.79	45.31	77.68	67.97
78,695.31	3,626.51	362.65	51.81	45.33	77.71	68.00
78,716.15	3,627.47	362.75	51.82	45.34	77.73	68.01
78,740.67	3,628.60	362.86	51.84	45.36	77.76	68.04
78,756.95	3,629.35	362.94	51.85	45.37	77.77	68.05

Annual	Bi-Weekly	Daily	Hourly Rates		Overtime Rates	
			35	40	35	40
78,823.05	3,632.40	363.24	51.89	45.41	77.84	68.11
78,991.08	3,640.14	364.01	52.00	45.50	78.00	68.25
79,012.78	3,641.14	364.11	52.02	45.51	78.02	68.27
79,021.16	3,641.53	364.15	52.02	45.52	78.03	68.28
79,023.15	3,641.62	364.16	52.02	45.52	78.03	68.28
79,072.09	3,643.88	364.39	52.06	45.55	78.08	68.32
79,131.50	3,646.61	364.66	52.09	45.58	78.14	68.37
79,153.72	3,647.64	364.76	52.11	45.60	78.16	68.39
79,158.91	3,647.88	364.79	52.11	45.60	78.17	68.40
79,167.19	3,648.26	364.83	52.12	45.60	78.18	68.40

Annual	Bi-Weekly	Daily	Hourly Rates		Overtime Rates	
			35	40	35	40
79,185.69	3,649.11	364.91	52.13	45.61	78.20	68.42
79,214.66	3,650.45	365.05	52.15	45.63	78.22	68.45
79,236.26	3,651.44	365.14	52.16	45.64	78.24	68.46
79,259.22	3,652.50	365.25	52.18	45.66	78.27	68.48
79,271.15	3,653.05	365.31	52.19	45.66	78.28	68.49
79,298.15	3,654.29	365.43	52.20	45.68	78.31	68.52
79,311.09	3,654.89	365.49	52.21	45.69	78.32	68.53
79,316.95	3,655.16	365.52	52.22	45.69	78.33	68.53
79,331.39	3,655.82	365.58	52.23	45.70	78.34	68.55
79,395.58	3,658.78	365.88	52.27	45.74	78.40	68.60

These rates do not include clothing allowances paid through various negotiating units, therefore it is the agencies responsibility to factor in the proper amount in order to pay the overtime in accordance with the FLSA.

TEN MONTH
 You are Viewing an Archived Copy from the New Jersey State Library
SALARY RATE CONVERSION TABLES

Effective: September 1, 2004

Based on 217 Days

1736 Hours - 40 Hour Week

1519 Hours - 35 Hour Week

Annual	Bi-Weekly	Daily	Hourly Rates		Overtime Rates	
			35	40	35	40
79,474.56	3,662.42	366.24	52.32	45.78	78.48	68.67
79,490.60	3,663.16	366.32	52.33	45.79	78.50	68.69
79,492.47	3,663.25	366.33	52.33	45.79	78.50	68.69
79,497.08	3,663.46	366.35	52.34	45.79	78.50	68.69
79,552.74	3,666.02	366.60	52.37	45.83	78.56	68.74
79,570.60	3,666.85	366.69	52.38	45.84	78.58	68.75
79,580.75	3,667.32	366.73	52.39	45.84	78.59	68.76
79,614.52	3,668.87	366.89	52.41	45.86	78.62	68.79
79,616.59	3,668.97	366.90	52.41	45.86	78.62	68.79
79,637.18	3,669.92	366.99	52.43	45.87	78.64	68.81

Annual	Bi-Weekly	Daily	Hourly Rates		Overtime Rates	
			35	40	35	40
79,654.16	3,670.70	367.07	52.44	45.88	78.66	68.83
79,676.67	3,671.74	367.17	52.45	45.90	78.68	68.85
79,679.69	3,671.88	367.19	52.46	45.90	78.68	68.85
79,695.58	3,672.61	367.26	52.47	45.91	78.70	68.86
79,733.47	3,674.35	367.44	52.49	45.93	78.74	68.89
79,749.48	3,675.09	367.51	52.50	45.94	78.75	68.91
79,780.14	3,676.50	367.65	52.52	45.96	78.78	68.93
79,794.05	3,677.15	367.72	52.53	45.96	78.80	68.95
79,807.03	3,677.74	367.77	52.54	45.97	78.81	68.96
79,827.10	3,678.67	367.87	52.55	45.98	78.83	68.97

Annual	Bi-Weekly	Daily	Hourly Rates		Overtime Rates	
			35	40	35	40
79,829.03	3,678.76	367.88	52.55	45.98	78.83	68.98
79,907.31	3,682.36	368.24	52.61	46.03	78.91	69.05
79,911.23	3,682.55	368.26	52.61	46.03	78.91	69.05
79,916.26	3,682.78	368.28	52.61	46.04	78.92	69.05
79,934.49	3,683.62	368.36	52.62	46.05	78.93	69.07
79,966.29	3,685.08	368.51	52.64	46.06	78.97	69.10
79,998.34	3,686.56	368.66	52.67	46.08	79.00	69.12
79,998.91	3,686.59	368.66	52.67	46.08	79.00	69.12
80,000.24	3,686.65	368.67	52.67	46.08	79.00	69.12
80,095.94	3,691.06	369.11	52.73	46.14	79.09	69.21

These rates do not include clothing allowances paid through various negotiating units, therefore it is the agencies responsibility to factor in the proper amount in order to pay the overtime in accordance with the FLSA.

TEN MONTH
 You are Viewing an Archived Copy from the New Jersey State Library
SALARY RATE CONVERSION TABLES

Effective: September 1, 2004

Based on 217 Days

1736 Hours - 40 Hour Week

1519 Hours - 35 Hour Week

Annual	Bi-Weekly	Daily	Hourly Rates		Overtime Rates	
			35	40	35	40
80,129.30	3,692.59	369.26	52.75	46.16	79.13	69.24
80,147.58	3,693.44	369.34	52.76	46.17	79.14	69.25
80,148.85	3,693.50	369.35	52.76	46.17	79.15	69.25
80,210.19	3,696.32	369.63	52.81	46.20	79.21	69.31
80,234.15	3,697.43	369.74	52.82	46.22	79.23	69.33
80,247.20	3,698.03	369.80	52.83	46.23	79.24	69.34
80,267.99	3,698.99	369.90	52.84	46.24	79.26	69.36
80,269.81	3,699.07	369.91	52.84	46.24	79.27	69.36
80,327.60	3,701.73	370.17	52.88	46.27	79.32	69.41
80,330.99	3,701.89	370.19	52.88	46.27	79.33	69.41

Annual	Bi-Weekly	Daily	Hourly Rates		Overtime Rates	
			35	40	35	40
80,382.03	3,704.24	370.42	52.92	46.30	79.38	69.45
80,393.25	3,704.76	370.48	52.93	46.31	79.39	69.46
80,433.06	3,706.59	370.66	52.95	46.33	79.43	69.50
80,472.54	3,708.41	370.84	52.98	46.36	79.47	69.53
80,507.29	3,710.01	371.00	53.00	46.38	79.50	69.56
80,558.14	3,712.36	371.24	53.03	46.40	79.55	69.61
80,564.91	3,712.67	371.27	53.04	46.41	79.56	69.61
80,566.77	3,712.75	371.28	53.04	46.41	79.56	69.61
80,607.82	3,714.65	371.47	53.07	46.43	79.60	69.65
80,607.83	3,714.65	371.47	53.07	46.43	79.60	69.65

Annual	Bi-Weekly	Daily	Hourly Rates		Overtime Rates	
			35	40	35	40
80,622.90	3,715.34	371.53	53.08	46.44	79.61	69.66
80,635.99	3,715.94	371.59	53.09	46.45	79.63	69.67
80,652.16	3,716.69	371.67	53.10	46.46	79.64	69.69
80,692.80	3,718.56	371.86	53.12	46.48	79.68	69.72
80,718.06	3,719.73	371.97	53.14	46.50	79.71	69.75
80,722.37	3,719.92	371.99	53.14	46.50	79.71	69.75
80,744.26	3,720.93	372.09	53.16	46.51	79.73	69.77
80,778.70	3,722.52	372.25	53.18	46.53	79.77	69.80
80,780.73	3,722.61	372.26	53.18	46.53	79.77	69.80
80,781.10	3,722.63	372.26	53.18	46.53	79.77	69.80

These rates do not include clothing allowances paid through various negotiating units, therefore it is the agencies responsibility to factor in the proper amount in order to pay the overtime in accordance with the FLSA.

TEN MONTH
 You are Viewing an Archived Copy from the New Jersey State Library
SALARY RATE CONVERSION TABLES

Effective: September 1, 2004

Based on 217 Days

1736 Hours - 40 Hour Week

1519 Hours - 35 Hour Week

Annual	Bi-Weekly	Daily	Hourly Rates		Overtime Rates	
			35	40	35	40
80,837.06	3,725.21	372.52	53.22	46.57	79.83	69.85
80,895.50	3,727.90	372.79	53.26	46.60	79.88	69.90
80,918.46	3,728.96	372.90	53.27	46.61	79.91	69.92
80,958.39	3,730.80	373.08	53.30	46.64	79.95	69.95
81,062.60	3,735.60	373.56	53.37	46.70	80.05	70.04
81,137.06	3,739.04	373.90	53.42	46.74	80.12	70.11
81,160.09	3,740.10	374.01	53.43	46.75	80.15	70.13
81,222.95	3,742.99	374.30	53.47	46.79	80.21	70.18
81,245.58	3,744.04	374.40	53.49	46.80	80.23	70.20
81,246.76	3,744.09	374.41	53.49	46.80	80.23	70.20

Annual	Bi-Weekly	Daily	Hourly Rates		Overtime Rates	
			35	40	35	40
81,280.27	3,745.63	374.56	53.51	46.82	80.26	70.23
81,338.50	3,748.32	374.83	53.55	46.85	80.32	70.28
81,352.88	3,748.98	374.90	53.56	46.86	80.34	70.29
81,364.90	3,749.53	374.95	53.57	46.87	80.35	70.30
81,386.55	3,750.53	375.05	53.58	46.88	80.37	70.32
81,388.80	3,750.64	375.06	53.58	46.88	80.37	70.32
81,433.05	3,752.68	375.27	53.61	46.91	80.42	70.36
81,434.85	3,752.76	375.28	53.61	46.91	80.42	70.36
81,468.88	3,754.33	375.43	53.63	46.93	80.45	70.39
81,555.29	3,758.31	375.83	53.69	46.98	80.54	70.47

Annual	Bi-Weekly	Daily	Hourly Rates		Overtime Rates	
			35	40	35	40
81,587.22	3,759.78	375.98	53.71	47.00	80.57	70.50
81,628.37	3,761.68	376.17	53.74	47.02	80.61	70.53
81,804.66	3,769.80	376.98	53.85	47.12	80.78	70.68
81,810.60	3,770.07	377.01	53.86	47.13	80.79	70.69
81,848.53	3,771.82	377.18	53.88	47.15	80.82	70.72
81,855.49	3,772.14	377.21	53.89	47.15	80.83	70.73
81,917.11	3,774.98	377.50	53.93	47.19	80.89	70.78
81,940.44	3,776.06	377.61	53.94	47.20	80.92	70.80
81,975.90	3,777.69	377.77	53.97	47.22	80.95	70.83
81,995.25	3,778.58	377.86	53.98	47.23	80.97	70.85

These rates do not include clothing allowances paid through various negotiating units, therefore it is the agencies responsibility to factor in the proper amount in order to pay the overtime in accordance with the FLSA.

TEN MONTH
 You are Viewing an Archived Copy from the New Jersey State Library
SALARY RATE CONVERSION TABLES

Effective: September 1, 2004

Based on 217 Days

1736 Hours - 40 Hour Week

1519 Hours - 35 Hour Week

Annual	Bi-Weekly	Daily	Hourly Rates		Overtime Rates	
			35	40	35	40
82,001.60	3,778.88	377.89	53.98	47.24	80.98	70.85
82,032.76	3,780.31	378.03	54.00	47.25	81.01	70.88
82,135.38	3,785.04	378.50	54.07	47.31	81.11	70.97
82,185.95	3,787.37	378.74	54.11	47.34	81.16	71.01
82,188.05	3,787.47	378.75	54.11	47.34	81.16	71.01
82,195.33	3,787.80	378.78	54.11	47.35	81.17	71.02
82,229.36	3,789.37	378.94	54.13	47.37	81.20	71.05
82,346.32	3,794.76	379.48	54.21	47.44	81.32	71.15
82,366.57	3,795.69	379.57	54.22	47.45	81.34	71.17
82,371.77	3,795.93	379.59	54.23	47.45	81.34	71.17

Annual	Bi-Weekly	Daily	Hourly Rates		Overtime Rates	
			35	40	35	40
82,412.61	3,797.82	379.78	54.26	47.47	81.38	71.21
82,449.71	3,799.53	379.95	54.28	47.49	81.42	71.24
82,538.14	3,803.60	380.36	54.34	47.55	81.51	71.32
82,546.32	3,803.98	380.40	54.34	47.55	81.51	71.33
82,573.27	3,805.22	380.52	54.36	47.57	81.54	71.35
82,581.71	3,805.61	380.56	54.37	47.57	81.55	71.36
82,596.40	3,806.29	380.63	54.38	47.58	81.56	71.37
82,659.93	3,809.21	380.92	54.42	47.62	81.63	71.42
82,668.34	3,809.60	380.96	54.42	47.62	81.63	71.43
82,764.73	3,814.04	381.40	54.49	47.68	81.73	71.51

Annual	Bi-Weekly	Daily	Hourly Rates		Overtime Rates	
			35	40	35	40
82,811.87	3,816.22	381.62	54.52	47.70	81.78	71.55
82,813.81	3,816.30	381.63	54.52	47.70	81.78	71.56
82,890.36	3,819.83	381.98	54.57	47.75	81.85	71.62
82,915.88	3,821.01	382.10	54.59	47.76	81.88	71.64
82,955.90	3,822.85	382.29	54.61	47.79	81.92	71.68
82,976.22	3,823.79	382.38	54.63	47.80	81.94	71.70
82,989.81	3,824.42	382.44	54.64	47.81	81.95	71.71
83,031.25	3,826.32	382.63	54.66	47.83	81.99	71.74
83,078.23	3,828.49	382.85	54.69	47.86	82.04	71.78
83,083.87	3,828.75	382.88	54.70	47.86	82.04	71.79

These rates do not include clothing allowances paid through various negotiating units, therefore it is the agencies responsibility to factor in the proper amount in order to pay the overtime in accordance with the FLSA.

SALARY RATE CONVERSION TABLES

Effective: September 1, 2004

Based on 217 Days

1736 Hours - 40 Hour Week

1519 Hours - 35 Hour Week

Annual	Bi-Weekly	Daily	Hourly Rates		Overtime Rates	
			35	40	35	40
83,087.86	3,828.93	382.89	54.70	47.86	82.05	71.79
83,107.77	3,829.85	382.99	54.71	47.87	82.07	71.81
83,111.44	3,830.02	383.00	54.72	47.88	82.07	71.81
83,167.05	3,832.58	383.26	54.75	47.91	82.13	71.86
83,220.61	3,835.05	383.51	54.79	47.94	82.18	71.91
83,228.96	3,835.44	383.54	54.79	47.94	82.19	71.91
83,235.15	3,835.72	383.57	54.80	47.95	82.19	71.92
83,244.05	3,836.13	383.61	54.80	47.95	82.20	71.93
83,306.97	3,839.03	383.90	54.84	47.99	82.26	71.98
83,315.01	3,839.40	383.94	54.85	47.99	82.27	71.99

Annual	Bi-Weekly	Daily	Hourly Rates		Overtime Rates	
			35	40	35	40
83,316.62	3,839.48	383.95	54.85	47.99	82.28	71.99
83,318.65	3,839.57	383.96	54.85	48.00	82.28	71.99
83,434.43	3,844.90	384.49	54.93	48.06	82.39	72.09
83,436.35	3,844.99	384.50	54.93	48.06	82.39	72.09
83,447.06	3,845.49	384.55	54.94	48.07	82.40	72.10
83,470.62	3,846.57	384.66	54.95	48.08	82.43	72.12
83,506.34	3,848.22	384.82	54.98	48.10	82.46	72.15
83,528.51	3,849.24	384.92	54.99	48.12	82.48	72.17
83,549.74	3,850.22	385.02	55.00	48.13	82.50	72.19
83,551.53	3,850.30	385.03	55.00	48.13	82.51	72.19

Annual	Bi-Weekly	Daily	Hourly Rates		Overtime Rates	
			35	40	35	40
83,572.04	3,851.25	385.13	55.02	48.14	82.53	72.21
83,621.73	3,853.54	385.35	55.05	48.17	82.58	72.25
83,659.10	3,855.26	385.53	55.08	48.19	82.61	72.29
83,661.07	3,855.35	385.54	55.08	48.19	82.61	72.29
83,682.34	3,856.33	385.63	55.09	48.20	82.64	72.31
83,687.33	3,856.56	385.66	55.09	48.21	82.64	72.31
83,720.88	3,858.11	385.81	55.12	48.23	82.67	72.34
83,740.73	3,859.02	385.90	55.13	48.24	82.69	72.36
83,747.88	3,859.35	385.94	55.13	48.24	82.70	72.36
83,842.15	3,863.69	386.37	55.20	48.30	82.79	72.44

These rates do not include clothing allowances paid through various negotiating units, therefore it is the agencies responsibility to factor in the proper amount in order to pay the overtime in accordance with the FLSA.

Effective: September 1, 2004

Based on 217 Days

1736 Hours - 40 Hour Week

1519 Hours - 35 Hour Week

Annual	Bi-Weekly	Daily	Hourly Rates		Overtime Rates	
			35	40	35	40
83,844.13	3,863.78	386.38	55.20	48.30	82.80	72.45
83,850.32	3,864.07	386.41	55.20	48.30	82.80	72.45
83,880.11	3,865.44	386.54	55.22	48.32	82.83	72.48
83,893.72	3,866.07	386.61	55.23	48.33	82.85	72.49
83,909.10	3,866.78	386.68	55.24	48.34	82.86	72.50
83,936.33	3,868.03	386.80	55.26	48.35	82.89	72.53
84,086.90	3,874.97	387.50	55.36	48.44	83.04	72.66
84,105.38	3,875.82	387.58	55.37	48.45	83.05	72.67
84,106.91	3,875.89	387.59	55.37	48.45	83.06	72.67
84,131.49	3,877.03	387.70	55.39	48.46	83.08	72.69

Annual	Bi-Weekly	Daily	Hourly Rates		Overtime Rates	
			35	40	35	40
84,219.88	3,881.10	388.11	55.44	48.51	83.17	72.77
84,228.69	3,881.51	388.15	55.45	48.52	83.18	72.78
84,250.47	3,882.51	388.25	55.46	48.53	83.20	72.80
84,251.24	3,882.55	388.26	55.47	48.53	83.20	72.80
84,258.78	3,882.89	388.29	55.47	48.54	83.21	72.80
84,282.71	3,884.00	388.40	55.49	48.55	83.23	72.83
84,295.95	3,884.61	388.46	55.49	48.56	83.24	72.84
84,347.59	3,886.99	388.70	55.53	48.59	83.29	72.88
84,370.81	3,888.06	388.81	55.54	48.60	83.32	72.90
84,412.18	3,889.96	389.00	55.57	48.63	83.36	72.94

Annual	Bi-Weekly	Daily	Hourly Rates		Overtime Rates	
			35	40	35	40
84,446.14	3,891.53	389.15	55.59	48.64	83.39	72.97
84,447.26	3,891.58	389.16	55.59	48.65	83.39	72.97
84,449.11	3,891.66	389.17	55.60	48.65	83.39	72.97
84,477.29	3,892.96	389.30	55.61	48.66	83.42	72.99
84,544.84	3,896.08	389.61	55.66	48.70	83.49	73.05
84,597.50	3,898.50	389.85	55.69	48.73	83.54	73.10
84,606.41	3,898.91	389.89	55.70	48.74	83.55	73.10
84,626.12	3,899.82	389.98	55.71	48.75	83.57	73.12
84,662.13	3,901.48	390.15	55.74	48.77	83.60	73.15
84,725.83	3,904.42	390.44	55.78	48.81	83.67	73.21

These rates do not include clothing allowances paid through various negotiating units, therefore it is the agencies responsibility to factor in the proper amount in order to pay the overtime in accordance with the FLSA.

Effective: September 1, 2004

Based on 217 Days

1736 Hours - 40 Hour Week

1519 Hours - 35 Hour Week

Annual	Bi-Weekly	Daily	Hourly Rates		Overtime Rates	
			35	40	35	40
84,732.05	3,904.70	390.47	55.78	48.81	83.67	73.21
84,745.50	3,905.32	390.53	55.79	48.82	83.69	73.23
84,771.56	3,906.52	390.65	55.81	48.83	83.71	73.25
84,772.47	3,906.57	390.66	55.81	48.83	83.71	73.25
84,782.64	3,907.03	390.70	55.82	48.84	83.72	73.26
84,887.93	3,911.89	391.19	55.88	48.90	83.83	73.35
84,914.01	3,913.09	391.31	55.90	48.91	83.85	73.37
85,006.29	3,917.34	391.73	55.96	48.97	83.94	73.45
85,113.82	3,922.30	392.23	56.03	49.03	84.05	73.54
85,194.84	3,926.03	392.60	56.09	49.08	84.13	73.61

Annual	Bi-Weekly	Daily	Hourly Rates		Overtime Rates	
			35	40	35	40
85,219.13	3,927.15	392.72	56.10	49.09	84.15	73.63
85,257.98	3,928.94	392.89	56.13	49.11	84.19	73.67
85,270.96	3,929.54	392.95	56.14	49.12	84.20	73.68
85,273.03	3,929.63	392.96	56.14	49.12	84.21	73.68
85,274.35	3,929.69	392.97	56.14	49.12	84.21	73.68
85,294.62	3,930.63	393.06	56.15	49.13	84.23	73.70
85,309.90	3,931.33	393.13	56.16	49.14	84.24	73.71
85,350.74	3,933.21	393.32	56.19	49.17	84.28	73.75
85,352.95	3,933.32	393.33	56.19	49.17	84.29	73.75
85,394.49	3,935.23	393.52	56.22	49.19	84.33	73.79

Annual	Bi-Weekly	Daily	Hourly Rates		Overtime Rates	
			35	40	35	40
85,411.36	3,936.01	393.60	56.23	49.20	84.34	73.80
85,412.95	3,936.08	393.61	56.23	49.20	84.35	73.80
85,429.64	3,936.85	393.69	56.24	49.21	84.36	73.82
85,588.33	3,944.16	394.42	56.35	49.30	84.52	73.95
85,659.08	3,947.42	394.74	56.39	49.34	84.59	74.01
85,661.05	3,947.51	394.75	56.39	49.34	84.59	74.02
85,791.16	3,953.51	395.35	56.48	49.42	84.72	74.13
85,846.47	3,956.06	395.61	56.52	49.45	84.77	74.18
85,912.89	3,959.12	395.91	56.56	49.49	84.84	74.23
85,948.71	3,960.77	396.08	56.58	49.51	84.87	74.27

These rates do not include clothing allowances paid through various negotiating units, therefore it is the agencies responsibility to factor in the proper amount in order to pay the overtime in accordance with the FLSA.

TEN MONTH
 You are Viewing an Archived Copy from the New Jersey State Library
SALARY RATE CONVERSION TABLES

Effective: September 1, 2004

Based on 217 Days

1736 Hours - 40 Hour Week

1519 Hours - 35 Hour Week

Annual	Bi-Weekly	Daily	Hourly Rates		Overtime Rates	
			35	40	35	40
85,986.15	3,962.50	396.25	56.61	49.53	84.91	74.30
86,015.04	3,963.83	396.38	56.63	49.55	84.94	74.32
86,039.08	3,964.93	396.49	56.64	49.56	84.96	74.34
86,085.20	3,967.06	396.71	56.67	49.59	85.01	74.38
86,105.20	3,967.98	396.80	56.69	49.60	85.03	74.40
86,133.14	3,969.27	396.93	56.70	49.62	85.06	74.42
86,135.15	3,969.36	396.94	56.71	49.62	85.06	74.43
86,144.04	3,969.77	396.98	56.71	49.62	85.07	74.43
86,185.57	3,971.69	397.17	56.74	49.65	85.11	74.47
86,194.58	3,972.10	397.21	56.74	49.65	85.12	74.48

Annual	Bi-Weekly	Daily	Hourly Rates		Overtime Rates	
			35	40	35	40
86,308.23	3,977.34	397.73	56.82	49.72	85.23	74.58
86,332.68	3,978.46	397.85	56.84	49.73	85.25	74.60
86,376.69	3,980.49	398.05	56.86	49.76	85.30	74.63
86,482.44	3,985.37	398.54	56.93	49.82	85.40	74.73
86,491.90	3,985.80	398.58	56.94	49.82	85.41	74.73
86,523.43	3,987.25	398.73	56.96	49.84	85.44	74.76
86,613.53	3,991.41	399.14	57.02	49.89	85.53	74.84
86,663.27	3,993.70	399.37	57.05	49.92	85.58	74.88
86,701.16	3,995.45	399.55	57.08	49.94	85.62	74.91
86,725.80	3,996.58	399.66	57.09	49.96	85.64	74.94

Annual	Bi-Weekly	Daily	Hourly Rates		Overtime Rates	
			35	40	35	40
86,751.76	3,997.78	399.78	57.11	49.97	85.67	74.96
86,781.36	3,999.14	399.91	57.13	49.99	85.70	74.98
86,806.14	4,000.28	400.03	57.15	50.00	85.72	75.01
86,808.27	4,000.38	400.04	57.15	50.01	85.72	75.01
86,892.87	4,004.28	400.43	57.20	50.05	85.81	75.08
86,956.38	4,007.21	400.72	57.25	50.09	85.87	75.14
86,975.47	4,008.09	400.81	57.26	50.10	85.89	75.15
86,989.27	4,008.72	400.87	57.27	50.11	85.90	75.16
87,014.78	4,009.90	400.99	57.28	50.12	85.93	75.19
87,099.43	4,013.80	401.38	57.34	50.17	86.01	75.26

These rates do not include clothing allowances paid through various negotiating units, therefore it is the agencies responsibility to factor in the proper amount in order to pay the overtime in accordance with the FLSA.

SALARY RATE CONVERSION TABLES

Effective: September 1, 2004

Based on 217 Days

1736 Hours - 40 Hour Week

1519 Hours - 35 Hour Week

Annual	Bi-Weekly	Daily	Hourly Rates		Overtime Rates	
			35	40	35	40
87,183.22	4,017.66	401.77	57.40	50.22	86.09	75.33
87,184.55	4,017.72	401.77	57.40	50.22	86.09	75.33
87,239.96	4,020.27	402.03	57.43	50.25	86.15	75.38
87,264.57	4,021.41	402.14	57.45	50.27	86.17	75.40
87,319.86	4,023.96	402.40	57.49	50.30	86.23	75.45
87,321.90	4,024.05	402.41	57.49	50.30	86.23	75.45
87,323.55	4,024.13	402.41	57.49	50.30	86.23	75.45
87,346.91	4,025.20	402.52	57.50	50.32	86.25	75.47
87,354.38	4,025.55	402.56	57.51	50.32	86.26	75.48
87,380.50	4,026.75	402.68	57.53	50.33	86.29	75.50

Annual	Bi-Weekly	Daily	Hourly Rates		Overtime Rates	
			35	40	35	40
87,405.33	4,027.90	402.79	57.54	50.35	86.31	75.52
87,432.72	4,029.16	402.92	57.56	50.36	86.34	75.55
87,461.47	4,030.48	403.05	57.58	50.38	86.37	75.57
87,462.50	4,030.53	403.05	57.58	50.38	86.37	75.57
87,463.37	4,030.57	403.06	57.58	50.38	86.37	75.57
87,472.23	4,030.98	403.10	57.59	50.39	86.38	75.58
87,651.46	4,039.24	403.92	57.70	50.49	86.55	75.74
87,655.15	4,039.41	403.94	57.71	50.49	86.56	75.74
87,685.96	4,040.83	404.08	57.73	50.51	86.59	75.77
87,688.02	4,040.92	404.09	57.73	50.51	86.59	75.77

Annual	Bi-Weekly	Daily	Hourly Rates		Overtime Rates	
			35	40	35	40
87,701.26	4,041.53	404.15	57.74	50.52	86.60	75.78
87,708.29	4,041.86	404.19	57.74	50.52	86.61	75.78
87,722.26	4,042.50	404.25	57.75	50.53	86.63	75.80
87,739.32	4,043.29	404.33	57.76	50.54	86.64	75.81
87,780.11	4,045.17	404.52	57.79	50.57	86.68	75.85
87,824.02	4,047.19	404.72	57.82	50.59	86.73	75.89
87,864.44	4,049.05	404.91	57.84	50.61	86.77	75.92
87,880.78	4,049.81	404.98	57.85	50.62	86.78	75.93
87,882.87	4,049.90	404.99	57.86	50.62	86.78	75.94
87,883.16	4,049.92	404.99	57.86	50.62	86.78	75.94

These rates do not include clothing allowances paid through various negotiating units, therefore it is the agencies responsibility to factor in the proper amount in order to pay the overtime in accordance with the FLSA.

SALARY RATE CONVERSION TABLES

Effective: September 1, 2004

Based on 217 Days

1736 Hours - 40 Hour Week

1519 Hours - 35 Hour Week

Annual	Bi-Weekly	Daily	Hourly Rates		Overtime Rates	
			35	40	35	40
87,887.34	4,050.11	405.01	57.86	50.63	86.79	75.94
87,906.45	4,050.99	405.10	57.87	50.64	86.81	75.96
88,023.36	4,056.38	405.64	57.95	50.71	86.92	76.06
88,045.66	4,057.40	405.74	57.96	50.72	86.94	76.08
88,173.85	4,063.31	406.33	58.05	50.79	87.07	76.19
88,240.12	4,066.36	406.64	58.09	50.83	87.14	76.25
88,264.30	4,067.48	406.75	58.11	50.84	87.16	76.26
88,264.67	4,067.50	406.75	58.11	50.84	87.16	76.27
88,279.58	4,068.18	406.82	58.12	50.85	87.18	76.28
88,299.50	4,069.10	406.91	58.13	50.86	87.20	76.30

Annual	Bi-Weekly	Daily	Hourly Rates		Overtime Rates	
			35	40	35	40
88,316.70	4,069.89	406.99	58.14	50.87	87.21	76.31
88,380.58	4,072.84	407.28	58.18	50.91	87.27	76.37
88,428.40	4,075.04	407.50	58.22	50.94	87.32	76.41
88,442.66	4,075.70	407.57	58.22	50.95	87.34	76.42
88,462.46	4,076.61	407.66	58.24	50.96	87.36	76.44
88,472.57	4,077.08	407.71	58.24	50.96	87.37	76.44
88,497.82	4,078.24	407.82	58.26	50.98	87.39	76.47
88,515.53	4,079.06	407.91	58.27	50.99	87.41	76.48
88,517.85	4,079.16	407.92	58.27	50.99	87.41	76.49
88,543.53	4,080.35	408.04	58.29	51.00	87.44	76.51

Annual	Bi-Weekly	Daily	Hourly Rates		Overtime Rates	
			35	40	35	40
88,553.45	4,080.80	408.08	58.30	51.01	87.45	76.52
88,584.73	4,082.25	408.23	58.32	51.03	87.48	76.54
88,669.78	4,086.16	408.62	58.37	51.08	87.56	76.62
88,693.39	4,087.25	408.73	58.39	51.09	87.58	76.64
88,726.95	4,088.80	408.88	58.41	51.11	87.62	76.67
88,740.25	4,089.41	408.94	58.42	51.12	87.63	76.68
88,789.96	4,091.70	409.17	58.45	51.15	87.68	76.72
88,866.81	4,095.24	409.52	58.50	51.19	87.75	76.79
88,955.53	4,099.33	409.93	58.56	51.24	87.84	76.86
88,960.87	4,099.58	409.96	58.57	51.25	87.85	76.87

These rates do not include clothing allowances paid through various negotiating units, therefore it is the agencies responsibility to factor in the proper amount in order to pay the overtime in accordance with the FLSA.

SALARY RATE CONVERSION TABLES

Effective: September 1, 2004

Based on 217 Days

1736 Hours - 40 Hour Week

1519 Hours - 35 Hour Week

Annual	Bi-Weekly	Daily	Hourly Rates		Overtime Rates	
			35	40	35	40
88,980.88	4,100.50	410.05	58.58	51.26	87.87	76.88
88,996.08	4,101.20	410.12	58.59	51.27	87.88	76.90
89,054.19	4,103.88	410.39	58.63	51.30	87.94	76.95
89,111.23	4,106.51	410.65	58.66	51.33	88.00	77.00
89,132.69	4,107.50	410.75	58.68	51.34	88.02	77.02
89,247.04	4,112.77	411.28	58.75	51.41	88.13	77.12
89,256.62	4,113.21	411.32	58.76	51.42	88.14	77.12
89,373.04	4,118.57	411.86	58.84	51.48	88.26	77.22
89,381.33	4,118.96	411.90	58.84	51.49	88.26	77.23
89,386.99	4,119.22	411.92	58.85	51.49	88.27	77.24

Annual	Bi-Weekly	Daily	Hourly Rates		Overtime Rates	
			35	40	35	40
89,454.41	4,122.32	412.23	58.89	51.53	88.34	77.29
89,456.49	4,122.42	412.24	58.89	51.53	88.34	77.30
89,456.81	4,122.43	412.24	58.89	51.53	88.34	77.30
89,473.28	4,123.19	412.32	58.90	51.54	88.35	77.31
89,481.76	4,123.58	412.36	58.91	51.55	88.36	77.32
89,507.56	4,124.77	412.48	58.93	51.56	88.39	77.34
89,508.69	4,124.82	412.48	58.93	51.56	88.39	77.34
89,550.47	4,126.75	412.68	58.95	51.58	88.43	77.38
89,574.88	4,127.87	412.79	58.97	51.60	88.46	77.40
89,632.26	4,130.52	413.05	59.01	51.63	88.51	77.45

Annual	Bi-Weekly	Daily	Hourly Rates		Overtime Rates	
			35	40	35	40
89,649.87	4,131.33	413.13	59.02	51.64	88.53	77.46
89,817.90	4,139.07	413.91	59.13	51.74	88.70	77.61
89,916.31	4,143.61	414.36	59.19	51.80	88.79	77.69
89,952.55	4,145.28	414.53	59.22	51.82	88.83	77.72
90,062.44	4,150.34	415.03	59.29	51.88	88.94	77.82
90,091.39	4,151.68	415.17	59.31	51.90	88.97	77.84
90,192.95	4,156.36	415.64	59.38	51.95	89.07	77.93
90,234.21	4,158.26	415.83	59.40	51.98	89.11	77.97
90,293.59	4,160.99	416.10	59.44	52.01	89.16	78.02
90,295.66	4,161.09	416.11	59.44	52.01	89.17	78.02

These rates do not include clothing allowances paid through various negotiating units, therefore it is the agencies responsibility to factor in the proper amount in order to pay the overtime in accordance with the FLSA.

TEN MONTH
 You are Viewing an Archived Copy from the New Jersey State Library
SALARY RATE CONVERSION TABLES

Effective: September 1, 2004

Based on 217 Days

1736 Hours - 40 Hour Week

1519 Hours - 35 Hour Week

Annual	Bi-Weekly	Daily	Hourly Rates		Overtime Rates	
			35	40	35	40
90,297.89	4,161.19	416.12	59.45	52.02	89.17	78.02
90,314.46	4,161.96	416.20	59.46	52.02	89.19	78.04
90,329.21	4,162.64	416.26	59.47	52.03	89.20	78.05
90,336.70	4,162.98	416.30	59.47	52.04	89.21	78.06
90,340.16	4,163.14	416.31	59.47	52.04	89.21	78.06
90,395.67	4,165.70	416.57	59.51	52.07	89.27	78.11
90,457.52	4,168.55	416.86	59.55	52.11	89.33	78.16
90,458.13	4,168.58	416.86	59.55	52.11	89.33	78.16
90,758.53	4,182.42	418.24	59.75	52.28	89.62	78.42
90,815.04	4,185.02	418.50	59.79	52.31	89.68	78.47

Annual	Bi-Weekly	Daily	Hourly Rates		Overtime Rates	
			35	40	35	40
90,816.70	4,185.10	418.51	59.79	52.31	89.68	78.47
90,900.31	4,188.95	418.90	59.84	52.36	89.76	78.54
90,945.94	4,191.06	419.11	59.87	52.39	89.81	78.58
90,980.62	4,192.66	419.27	59.90	52.41	89.84	78.61
90,982.73	4,192.75	419.28	59.90	52.41	89.84	78.61
91,032.86	4,195.06	419.51	59.93	52.44	89.89	78.66
91,041.63	4,195.47	419.55	59.94	52.44	89.90	78.66
91,058.52	4,196.25	419.63	59.95	52.45	89.92	78.68
91,118.59	4,199.01	419.90	59.99	52.49	89.98	78.73
91,146.21	4,200.29	420.03	60.00	52.50	90.01	78.76

Annual	Bi-Weekly	Daily	Hourly Rates		Overtime Rates	
			35	40	35	40
91,148.56	4,200.39	420.04	60.01	52.51	90.01	78.76
91,178.81	4,201.79	420.18	60.03	52.52	90.04	78.78
91,249.95	4,205.07	420.51	60.07	52.56	90.11	78.84
91,290.87	4,206.95	420.70	60.10	52.59	90.15	78.88
91,308.98	4,207.79	420.78	60.11	52.60	90.17	78.90
91,315.62	4,208.09	420.81	60.12	52.60	90.17	78.90
91,493.93	4,216.31	421.63	60.23	52.70	90.35	79.06
91,529.77	4,217.96	421.80	60.26	52.73	90.39	79.09
91,531.91	4,218.06	421.81	60.26	52.73	90.39	79.09
91,535.42	4,218.22	421.82	60.26	52.73	90.39	79.09

These rates do not include clothing allowances paid through various negotiating units, therefore it is the agencies responsibility to factor in the proper amount in order to pay the overtime in accordance with the FLSA.

TEN MONTH
 You are Viewing an Archived Copy from the New Jersey State Library
SALARY RATE CONVERSION TABLES

Effective: September 1, 2004

Based on 217 Days

1736 Hours - 40 Hour Week

1519 Hours - 35 Hour Week

Annual	Bi-Weekly	Daily	Hourly Rates		Overtime Rates	
			35	40	35	40
91,660.94	4,224.01	422.40	60.34	52.80	90.51	79.20
91,679.14	4,224.85	422.49	60.36	52.81	90.53	79.22
91,680.32	4,224.90	422.49	60.36	52.81	90.53	79.22
91,682.75	4,225.01	422.50	60.36	52.81	90.54	79.22
91,695.70	4,225.61	422.56	60.37	52.82	90.55	79.23
91,750.30	4,228.12	422.81	60.40	52.85	90.60	79.28
91,756.87	4,228.43	422.84	60.41	52.86	90.61	79.28
91,776.51	4,229.33	422.93	60.42	52.87	90.63	79.30
91,832.55	4,231.91	423.19	60.46	52.90	90.68	79.35
91,870.41	4,233.66	423.37	60.48	52.92	90.72	79.38

Annual	Bi-Weekly	Daily	Hourly Rates		Overtime Rates	
			35	40	35	40
91,919.41	4,235.92	423.59	60.51	52.95	90.77	79.42
91,921.61	4,236.02	423.60	60.52	52.95	90.77	79.43
92,001.50	4,239.70	423.97	60.57	53.00	90.85	79.49
92,006.01	4,239.91	423.99	60.57	53.00	90.86	79.50
92,034.10	4,241.20	424.12	60.59	53.02	90.88	79.52
92,092.02	4,243.87	424.39	60.63	53.05	90.94	79.57
92,111.30	4,244.76	424.48	60.64	53.06	90.96	79.59
92,115.82	4,244.97	424.50	60.64	53.06	90.96	79.59
92,117.39	4,245.04	424.50	60.64	53.06	90.96	79.59
92,120.17	4,245.17	424.52	60.65	53.07	90.97	79.60

Annual	Bi-Weekly	Daily	Hourly Rates		Overtime Rates	
			35	40	35	40
92,122.35	4,245.27	424.53	60.65	53.07	90.97	79.60
92,168.56	4,247.40	424.74	60.68	53.09	91.02	79.64
92,232.65	4,250.35	425.04	60.72	53.13	91.08	79.69
92,250.01	4,251.15	425.12	60.73	53.14	91.10	79.71
92,301.92	4,253.54	425.35	60.77	53.17	91.15	79.75
92,375.99	4,256.96	425.70	60.81	53.21	91.22	79.82
92,397.90	4,257.97	425.80	60.83	53.23	91.24	79.84
92,424.93	4,259.21	425.92	60.85	53.24	91.27	79.86
92,556.92	4,265.30	426.53	60.93	53.32	91.40	79.97
92,577.09	4,266.23	426.62	60.95	53.33	91.42	79.99

These rates do not include clothing allowances paid through various negotiating units, therefore it is the agencies responsibility to factor in the proper amount in order to pay the overtime in accordance with the FLSA.

Effective: September 1, 2004

Based on 217 Days

1736 Hours - 40 Hour Week

1519 Hours - 35 Hour Week

Annual	Bi-Weekly	Daily	Hourly Rates		Overtime Rates	
			35	40	35	40
92,627.12	4,268.53	426.85	60.98	53.36	91.47	80.04
92,628.97	4,268.62	426.86	60.98	53.36	91.47	80.04
92,709.15	4,272.31	427.23	61.03	53.40	91.55	80.11
92,751.98	4,274.28	427.43	61.06	53.43	91.59	80.14
92,775.68	4,275.38	427.54	61.08	53.44	91.62	80.16
92,777.83	4,275.48	427.55	61.08	53.44	91.62	80.16
92,818.37	4,277.34	427.73	61.11	53.47	91.66	80.20
92,835.02	4,278.11	427.81	61.12	53.48	91.67	80.21
92,847.94	4,278.71	427.87	61.12	53.48	91.69	80.23
92,898.58	4,281.04	428.10	61.16	53.51	91.74	80.27

Annual	Bi-Weekly	Daily	Hourly Rates		Overtime Rates	
			35	40	35	40
92,924.44	4,282.23	428.22	61.18	53.53	91.76	80.29
92,950.98	4,283.46	428.35	61.19	53.54	91.79	80.31
92,982.82	4,284.92	428.49	61.21	53.56	91.82	80.34
92,995.74	4,285.52	428.55	61.22	53.57	91.83	80.35
93,021.10	4,286.69	428.67	61.24	53.58	91.86	80.38
93,102.09	4,290.42	429.04	61.29	53.63	91.94	80.45
93,112.37	4,290.89	429.09	61.30	53.64	91.95	80.45
93,153.96	4,292.81	429.28	61.33	53.66	91.99	80.49
93,179.32	4,293.98	429.40	61.34	53.68	92.01	80.51
93,356.04	4,302.12	430.21	61.46	53.78	92.19	80.67

Annual	Bi-Weekly	Daily	Hourly Rates		Overtime Rates	
			35	40	35	40
93,413.20	4,304.76	430.48	61.50	53.81	92.25	80.71
93,436.18	4,305.81	430.58	61.51	53.82	92.27	80.73
93,506.95	4,309.08	430.91	61.56	53.86	92.34	80.79
93,519.51	4,309.65	430.97	61.57	53.87	92.35	80.81
93,575.55	4,312.24	431.22	61.60	53.90	92.40	80.85
93,682.95	4,317.19	431.72	61.67	53.97	92.51	80.95
93,688.58	4,317.45	431.75	61.68	53.97	92.52	80.95
93,719.45	4,318.87	431.89	61.70	53.99	92.55	80.98
93,785.18	4,321.90	432.19	61.74	54.02	92.61	81.04
93,787.51	4,322.01	432.20	61.74	54.03	92.61	81.04

These rates do not include clothing allowances paid through various negotiating units, therefore it is the agencies responsibility to factor in the proper amount in order to pay the overtime in accordance with the FLSA.

Effective: September 1, 2004

Based on 217 Days

1736 Hours - 40 Hour Week

1519 Hours - 35 Hour Week

Annual	Bi-Weekly	Daily	Hourly Rates		Overtime Rates	
			35	40	35	40
93,816.83	4,323.36	432.34	61.76	54.04	92.64	81.06
93,839.86	4,324.42	432.44	61.78	54.06	92.67	81.08
93,900.26	4,327.20	432.72	61.82	54.09	92.73	81.14
93,927.76	4,328.47	432.85	61.84	54.11	92.75	81.16
93,954.52	4,329.70	432.97	61.85	54.12	92.78	81.18
94,009.98	4,332.26	433.23	61.89	54.15	92.83	81.23
94,012.84	4,332.39	433.24	61.89	54.16	92.84	81.23
94,059.87	4,334.56	433.46	61.92	54.18	92.88	81.27
94,084.34	4,335.68	433.57	61.94	54.20	92.91	81.29
94,254.50	4,343.53	434.35	62.05	54.29	93.08	81.44

Annual	Bi-Weekly	Daily	Hourly Rates		Overtime Rates	
			35	40	35	40
94,275.70	4,344.50	434.45	62.06	54.31	93.10	81.46
94,409.78	4,350.68	435.07	62.15	54.38	93.23	81.58
94,450.18	4,352.54	435.25	62.18	54.41	93.27	81.61
94,544.97	4,356.91	435.69	62.24	54.46	93.36	81.69
94,641.38	4,361.35	436.14	62.31	54.52	93.46	81.78
94,643.56	4,361.45	436.15	62.31	54.52	93.46	81.78
94,702.47	4,364.17	436.42	62.35	54.55	93.52	81.83
94,760.58	4,366.85	436.69	62.38	54.59	93.58	81.88
94,811.35	4,369.19	436.92	62.42	54.62	93.63	81.92
94,825.76	4,369.85	436.99	62.43	54.62	93.64	81.93

Annual	Bi-Weekly	Daily	Hourly Rates		Overtime Rates	
			35	40	35	40
94,837.85	4,370.41	437.04	62.43	54.63	93.65	81.95
94,852.47	4,371.08	437.11	62.44	54.64	93.67	81.96
94,913.63	4,373.90	437.39	62.48	54.67	93.73	82.01
94,929.98	4,374.65	437.47	62.50	54.68	93.74	82.02
94,987.74	4,377.32	437.73	62.53	54.72	93.80	82.07
95,015.94	4,378.61	437.86	62.55	54.73	93.83	82.10
95,249.07	4,389.36	438.94	62.71	54.87	94.06	82.30
95,312.62	4,392.29	439.23	62.75	54.90	94.12	82.36
95,348.58	4,393.94	439.39	62.77	54.92	94.16	82.39
95,373.58	4,395.10	439.51	62.79	54.94	94.18	82.41

These rates do not include clothing allowances paid through various negotiating units, therefore it is the agencies responsibility to factor in the proper amount in order to pay the overtime in accordance with the FLSA.

Effective: September 1, 2004

Based on 217 Days

1736 Hours - 40 Hour Week

1519 Hours - 35 Hour Week

Annual	Bi-Weekly	Daily	Hourly Rates		Overtime Rates	
			35	40	35	40
95,375.80	4,395.20	439.52	62.79	54.94	94.18	82.41
95,397.19	4,396.18	439.62	62.80	54.95	94.20	82.43
95,438.72	4,398.10	439.81	62.83	54.98	94.25	82.46
95,538.25	4,402.68	440.27	62.90	55.03	94.34	82.55
95,547.16	4,403.09	440.31	62.90	55.04	94.35	82.56
95,566.97	4,404.01	440.40	62.91	55.05	94.37	82.58
95,683.11	4,409.36	440.94	62.99	55.12	94.49	82.68
95,703.50	4,410.30	441.03	63.00	55.13	94.51	82.69
95,794.20	4,414.48	441.45	63.06	55.18	94.60	82.77
95,803.31	4,414.90	441.49	63.07	55.19	94.61	82.78

Annual	Bi-Weekly	Daily	Hourly Rates		Overtime Rates	
			35	40	35	40
95,828.08	4,416.04	441.60	63.09	55.20	94.63	82.80
95,958.04	4,422.03	442.20	63.17	55.28	94.76	82.91
95,960.35	4,422.14	442.21	63.17	55.28	94.76	82.92
96,096.95	4,428.43	442.84	63.26	55.36	94.89	83.03
96,099.17	4,428.53	442.85	63.27	55.36	94.90	83.04
96,201.00	4,433.23	443.32	63.33	55.42	95.00	83.12
96,211.07	4,433.69	443.37	63.34	55.42	95.01	83.13
96,277.59	4,436.76	443.68	63.38	55.46	95.07	83.19
96,293.37	4,437.48	443.75	63.39	55.47	95.09	83.20
96,306.33	4,438.08	443.81	63.40	55.48	95.10	83.21

Annual	Bi-Weekly	Daily	Hourly Rates		Overtime Rates	
			35	40	35	40
96,340.35	4,439.65	443.97	63.42	55.50	95.14	83.24
96,359.56	4,440.53	444.05	63.44	55.51	95.15	83.26
96,361.83	4,440.64	444.06	63.44	55.51	95.16	83.26
96,367.12	4,440.88	444.09	63.44	55.51	95.16	83.27
96,441.01	4,444.29	444.43	63.49	55.55	95.24	83.33
96,444.06	4,444.43	444.44	63.49	55.56	95.24	83.33
96,572.08	4,450.33	445.03	63.58	55.63	95.36	83.44
96,574.39	4,450.43	445.04	63.58	55.63	95.37	83.45
96,578.65	4,450.63	445.06	63.58	55.63	95.37	83.45
96,697.39	4,456.10	445.61	63.66	55.70	95.49	83.55

These rates do not include clothing allowances paid through various negotiating units, therefore it is the agencies responsibility to factor in the proper amount in order to pay the overtime in accordance with the FLSA.

Effective: September 1, 2004

Based on 217 Days

1736 Hours - 40 Hour Week

1519 Hours - 35 Hour Week

Annual	Bi-Weekly	Daily	Hourly Rates		Overtime Rates	
			35	40	35	40
96,715.00	4,456.91	445.69	63.67	55.71	95.51	83.57
96,726.38	4,457.44	445.74	63.68	55.72	95.52	83.58
96,795.48	4,460.62	446.06	63.72	55.76	95.58	83.64
96,873.85	4,464.23	446.42	63.78	55.80	95.66	83.70
96,896.49	4,465.28	446.53	63.79	55.82	95.69	83.72
96,916.00	4,466.18	446.62	63.80	55.83	95.70	83.74
96,947.63	4,467.63	446.76	63.82	55.85	95.73	83.77
97,035.15	4,471.67	447.17	63.88	55.90	95.82	83.84
97,036.69	4,471.74	447.17	63.88	55.90	95.82	83.85
97,149.99	4,476.96	447.70	63.96	55.96	95.94	83.94

Annual	Bi-Weekly	Daily	Hourly Rates		Overtime Rates	
			35	40	35	40
97,175.53	4,478.14	447.81	63.97	55.98	95.96	83.97
97,204.52	4,479.47	447.95	63.99	55.99	95.99	83.99
97,207.58	4,479.61	447.96	63.99	56.00	95.99	83.99
97,274.70	4,482.71	448.27	64.04	56.03	96.06	84.05
97,277.13	4,482.82	448.28	64.04	56.04	96.06	84.05
97,301.95	4,483.96	448.40	64.06	56.05	96.09	84.08
97,343.00	4,485.85	448.59	64.08	56.07	96.13	84.11
97,441.11	4,490.37	449.04	64.15	56.13	96.22	84.20
97,460.85	4,491.28	449.13	64.16	56.14	96.24	84.21
97,499.32	4,493.06	449.31	64.19	56.16	96.28	84.24

Annual	Bi-Weekly	Daily	Hourly Rates		Overtime Rates	
			35	40	35	40
97,516.57	4,493.85	449.39	64.20	56.17	96.30	84.26
97,541.06	4,494.98	449.50	64.21	56.19	96.32	84.28
97,568.88	4,496.26	449.63	64.23	56.20	96.35	84.30
97,624.29	4,498.82	449.88	64.27	56.24	96.40	84.35
97,656.10	4,500.28	450.03	64.29	56.25	96.44	84.38
97,736.36	4,503.98	450.40	64.34	56.30	96.51	84.45
97,757.28	4,504.94	450.49	64.36	56.31	96.53	84.47
97,783.04	4,506.13	450.61	64.37	56.33	96.56	84.49
97,858.09	4,509.59	450.96	64.42	56.37	96.63	84.56
98,025.87	4,517.32	451.73	64.53	56.47	96.80	84.70

These rates do not include clothing allowances paid through various negotiating units, therefore it is the agencies responsibility to factor in the proper amount in order to pay the overtime in accordance with the FLSA.

Effective: September 1, 2004

Based on 217 Days

1736 Hours - 40 Hour Week

1519 Hours - 35 Hour Week

Annual	Bi-Weekly	Daily	Hourly Rates		Overtime Rates	
			35	40	35	40
98,083.66	4,519.98	452.00	64.57	56.50	96.86	84.75
98,104.84	4,520.96	452.10	64.59	56.51	96.88	84.77
98,144.00	4,522.76	452.28	64.61	56.54	96.92	84.80
98,182.28	4,524.53	452.45	64.64	56.56	96.95	84.84
98,215.41	4,526.06	452.61	64.66	56.58	96.99	84.86
98,226.13	4,526.55	452.66	64.67	56.58	97.00	84.87
98,271.21	4,528.63	452.86	64.70	56.61	97.04	84.91
98,302.14	4,530.05	453.01	64.72	56.63	97.07	84.94
98,304.39	4,530.16	453.02	64.72	56.63	97.08	84.94
98,366.72	4,533.03	453.30	64.76	56.66	97.14	84.99

Annual	Bi-Weekly	Daily	Hourly Rates		Overtime Rates	
			35	40	35	40
98,405.43	4,534.81	453.48	64.78	56.69	97.17	85.03
98,544.34	4,541.21	454.12	64.87	56.77	97.31	85.15
98,618.66	4,544.64	454.46	64.92	56.81	97.38	85.21
98,646.42	4,545.92	454.59	64.94	56.82	97.41	85.24
98,708.67	4,548.79	454.88	64.98	56.86	97.47	85.29
98,722.39	4,549.42	454.94	64.99	56.87	97.49	85.30
98,741.27	4,550.29	455.03	65.00	56.88	97.51	85.32
98,946.10	4,559.73	455.97	65.14	57.00	97.71	85.50
98,960.68	4,560.40	456.04	65.15	57.01	97.72	85.51
99,161.74	4,569.67	456.97	65.28	57.12	97.92	85.68

Annual	Bi-Weekly	Daily	Hourly Rates		Overtime Rates	
			35	40	35	40
99,216.50	4,572.19	457.22	65.32	57.15	97.98	85.73
99,217.39	4,572.23	457.22	65.32	57.15	97.98	85.73
99,219.69	4,572.34	457.23	65.32	57.15	97.98	85.73
99,263.53	4,574.36	457.44	65.35	57.18	98.02	85.77
99,405.50	4,580.90	458.09	65.44	57.26	98.16	85.89
99,477.10	4,584.20	458.42	65.49	57.30	98.23	85.95
99,503.51	4,585.42	458.54	65.51	57.32	98.26	85.98
99,622.06	4,590.88	459.09	65.58	57.39	98.38	86.08
99,670.52	4,593.11	459.31	65.62	57.41	98.42	86.12
99,959.62	4,606.43	460.64	65.81	57.58	98.71	86.37

These rates do not include clothing allowances paid through various negotiating units, therefore it is the agencies responsibility to factor in the proper amount in order to pay the overtime in accordance with the FLSA.

TEN MONTH
 You are Viewing an Archived Copy from the New Jersey State Library
SALARY RATE CONVERSION TABLES

Effective: September 1, 2004

Based on 217 Days

1736 Hours - 40 Hour Week

1519 Hours - 35 Hour Week

Annual	Bi-Weekly	Daily	Hourly Rates		Overtime Rates	
			35	40	35	40
99,996.67	4,608.14	460.81	65.83	57.60	98.75	86.40
99,999.09	4,608.25	460.83	65.83	57.60	98.75	86.40
100,024.24	4,609.41	460.94	65.85	57.62	98.77	86.43
100,112.69	4,613.49	461.35	65.91	57.67	98.86	86.50
100,169.35	4,616.10	461.61	65.94	57.70	98.92	86.55
100,174.48	4,616.34	461.63	65.95	57.70	98.92	86.56
100,187.73	4,616.95	461.70	65.96	57.71	98.93	86.57
100,273.44	4,620.90	462.09	66.01	57.76	99.02	86.64
100,331.20	4,623.56	462.36	66.05	57.79	99.08	86.69
100,463.16	4,629.64	462.96	66.14	57.87	99.21	86.81

Annual	Bi-Weekly	Daily	Hourly Rates		Overtime Rates	
			35	40	35	40
100,582.06	4,635.12	463.51	66.22	57.94	99.32	86.91
100,598.95	4,635.90	463.59	66.23	57.95	99.34	86.92
100,601.31	4,636.01	463.60	66.23	57.95	99.34	86.93
100,764.22	4,643.51	464.35	66.34	58.04	99.50	87.07
100,766.75	4,643.63	464.36	66.34	58.05	99.51	87.07
100,961.99	4,652.63	465.26	66.47	58.16	99.70	87.24
100,974.61	4,653.21	465.32	66.47	58.17	99.71	87.25
101,023.99	4,655.48	465.55	66.51	58.19	99.76	87.29
101,026.43	4,655.60	465.56	66.51	58.20	99.76	87.29
101,053.00	4,656.82	465.68	66.53	58.21	99.79	87.32

Annual	Bi-Weekly	Daily	Hourly Rates		Overtime Rates	
			35	40	35	40
101,092.86	4,658.66	465.87	66.55	58.23	99.83	87.35
101,119.32	4,659.88	465.99	66.57	58.25	99.86	87.37
101,154.36	4,661.49	466.15	66.59	58.27	99.89	87.40
101,183.24	4,662.82	466.28	66.61	58.29	99.92	87.43
101,197.89	4,663.50	466.35	66.62	58.29	99.93	87.44
101,233.12	4,665.12	466.51	66.65	58.31	99.97	87.47
101,238.60	4,665.37	466.54	66.65	58.32	99.97	87.48
101,245.49	4,665.69	466.57	66.65	58.32	99.98	87.48
101,247.90	4,665.80	466.58	66.65	58.32	99.98	87.48
101,506.21	4,677.71	467.77	66.82	58.47	100.24	87.71

These rates do not include clothing allowances paid through various negotiating units, therefore it is the agencies responsibility to factor in the proper amount in order to pay the overtime in accordance with the FLSA.

TEN MONTH
 You are Viewing an Archived Copy from the New Jersey State Library
SALARY RATE CONVERSION TABLES

Effective: September 1, 2004

Based on 217 Days

1736 Hours - 40 Hour Week

1519 Hours - 35 Hour Week

Annual	Bi-Weekly	Daily	Hourly Rates		Overtime Rates	
			35	40	35	40
101,530.08	4,678.81	467.88	66.84	58.49	100.26	87.73
101,562.46	4,680.30	468.03	66.86	58.50	100.29	87.76
101,580.14	4,681.11	468.11	66.87	58.51	100.31	87.77
101,582.80	4,681.24	468.12	66.88	58.52	100.31	87.77
101,717.14	4,687.43	468.74	66.96	58.59	100.44	87.89
101,728.26	4,687.94	468.79	66.97	58.60	100.46	87.90
101,743.03	4,688.62	468.86	66.98	58.61	100.47	87.91
101,749.79	4,688.93	468.89	66.99	58.61	100.48	87.92
101,763.21	4,689.55	468.96	66.99	58.62	100.49	87.93
101,895.59	4,695.65	469.57	67.08	58.70	100.62	88.04

Annual	Bi-Weekly	Daily	Hourly Rates		Overtime Rates	
			35	40	35	40
101,962.90	4,698.75	469.88	67.13	58.73	100.69	88.10
101,965.22	4,698.86	469.89	67.13	58.74	100.69	88.10
102,007.61	4,700.81	470.08	67.15	58.76	100.73	88.14
102,012.04	4,701.02	470.10	67.16	58.76	100.74	88.14
102,158.24	4,707.75	470.78	67.25	58.85	100.88	88.27
102,158.70	4,707.77	470.78	67.25	58.85	100.88	88.27
102,176.32	4,708.59	470.86	67.27	58.86	100.90	88.29
102,235.69	4,711.32	471.13	67.31	58.89	100.96	88.34
102,369.82	4,717.50	471.75	67.39	58.97	101.09	88.45
102,382.16	4,718.07	471.81	67.40	58.98	101.10	88.46

Annual	Bi-Weekly	Daily	Hourly Rates		Overtime Rates	
			35	40	35	40
102,411.56	4,719.43	471.94	67.42	58.99	101.13	88.49
102,440.37	4,720.75	472.08	67.44	59.01	101.16	88.51
102,503.71	4,723.67	472.37	67.48	59.05	101.22	88.57
102,579.58	4,727.17	472.72	67.53	59.09	101.30	88.64
102,633.43	4,729.65	472.97	67.57	59.12	101.35	88.68
102,645.11	4,730.19	473.02	67.57	59.13	101.36	88.69
102,960.09	4,744.70	474.47	67.78	59.31	101.67	88.96
102,974.90	4,745.39	474.54	67.79	59.32	101.69	88.98
102,994.28	4,746.28	474.63	67.80	59.33	101.71	88.99
103,061.20	4,749.36	474.94	67.85	59.37	101.77	89.05

These rates do not include clothing allowances paid through various negotiating units, therefore it is the agencies responsibility to factor in the proper amount in order to pay the overtime in accordance with the FLSA.

TEN MONTH
 You are Viewing an Archived Copy from the New Jersey State Library
SALARY RATE CONVERSION TABLES

Effective: September 1, 2004

Based on 217 Days

1736 Hours - 40 Hour Week

1519 Hours - 35 Hour Week

Annual	Bi-Weekly	Daily	Hourly Rates		Overtime Rates	
			35	40	35	40
103,063.58	4,749.47	474.95	67.85	59.37	101.78	89.05
103,091.41	4,750.76	475.08	67.87	59.38	101.80	89.08
103,107.50	4,751.50	475.15	67.88	59.39	101.82	89.09
103,160.00	4,753.92	475.39	67.91	59.42	101.87	89.14
103,416.04	4,765.72	476.57	68.08	59.57	102.12	89.36
103,609.83	4,774.65	477.47	68.21	59.68	102.31	89.52
103,625.87	4,775.39	477.54	68.22	59.69	102.33	89.54
103,657.93	4,776.86	477.69	68.24	59.71	102.36	89.57
103,770.31	4,782.04	478.20	68.32	59.78	102.47	89.66
103,837.41	4,785.13	478.51	68.36	59.81	102.54	89.72

Annual	Bi-Weekly	Daily	Hourly Rates		Overtime Rates	
			35	40	35	40
104,035.30	4,794.25	479.43	68.49	59.93	102.73	89.89
104,037.83	4,794.37	479.44	68.49	59.93	102.74	89.90
104,069.13	4,795.81	479.58	68.51	59.95	102.77	89.92
104,137.70	4,798.97	479.90	68.56	59.99	102.84	89.98
104,218.34	4,802.69	480.27	68.61	60.03	102.92	90.05
104,422.07	4,812.08	481.21	68.74	60.15	103.12	90.23
104,449.12	4,813.32	481.33	68.76	60.17	103.14	90.25
104,648.73	4,822.52	482.25	68.89	60.28	103.34	90.42
104,838.34	4,831.26	483.13	69.02	60.39	103.53	90.59
104,840.79	4,831.37	483.14	69.02	60.39	103.53	90.59

Annual	Bi-Weekly	Daily	Hourly Rates		Overtime Rates	
			35	40	35	40
104,901.48	4,834.17	483.42	69.06	60.43	103.59	90.64
105,005.39	4,838.96	483.90	69.13	60.49	103.69	90.73
105,052.73	4,841.14	484.11	69.16	60.51	103.74	90.77
105,128.50	4,844.63	484.46	69.21	60.56	103.81	90.84
105,203.49	4,848.09	484.81	69.26	60.60	103.89	90.90
105,229.38	4,849.28	484.93	69.28	60.62	103.91	90.92
105,245.79	4,850.04	485.00	69.29	60.63	103.93	90.94
105,475.90	4,860.64	486.06	69.44	60.76	104.16	91.14
105,478.47	4,860.76	486.08	69.44	60.76	104.16	91.14
105,488.33	4,861.21	486.12	69.45	60.77	104.17	91.15

These rates do not include clothing allowances paid through various negotiating units, therefore it is the agencies responsibility to factor in the proper amount in order to pay the overtime in accordance with the FLSA.

TEN MONTH
 You are Viewing an Archived Copy from the New Jersey State Library
SALARY RATE CONVERSION TABLES

Effective: September 1, 2004

Based on 217 Days

1736 Hours - 40 Hour Week

1519 Hours - 35 Hour Week

Annual	Bi-Weekly	Daily	Hourly Rates		Overtime Rates	
			35	40	35	40
105,623.66	4,867.45	486.75	69.54	60.84	104.30	91.26
105,625.60	4,867.54	486.75	69.54	60.84	104.30	91.27
105,626.05	4,867.56	486.76	69.54	60.84	104.31	91.27
105,863.65	4,878.51	487.85	69.69	60.98	104.54	91.47
105,918.90	4,881.06	488.11	69.73	61.01	104.59	91.52
105,921.41	4,881.17	488.12	69.73	61.02	104.60	91.52
105,952.70	4,882.61	488.26	69.75	61.03	104.63	91.55
106,015.41	4,885.50	488.55	69.79	61.07	104.69	91.60
106,137.23	4,891.12	489.11	69.87	61.14	104.81	91.71
106,144.16	4,891.44	489.14	69.88	61.14	104.82	91.71

Annual	Bi-Weekly	Daily	Hourly Rates		Overtime Rates	
			35	40	35	40
106,155.02	4,891.94	489.19	69.89	61.15	104.83	91.72
106,157.54	4,892.05	489.21	69.89	61.15	104.83	91.73
106,204.46	4,894.21	489.42	69.92	61.18	104.88	91.77
106,234.32	4,895.59	489.56	69.94	61.20	104.91	91.79
106,257.94	4,896.68	489.67	69.95	61.21	104.93	91.81
106,298.75	4,898.56	489.86	69.98	61.23	104.97	91.85
106,507.51	4,908.18	490.82	70.12	61.35	105.18	92.03
106,544.47	4,909.88	490.99	70.14	61.37	105.21	92.06
106,610.42	4,912.92	491.29	70.19	61.41	105.28	92.12
106,634.80	4,914.05	491.41	70.20	61.43	105.30	92.14

Annual	Bi-Weekly	Daily	Hourly Rates		Overtime Rates	
			35	40	35	40
106,656.65	4,915.05	491.51	70.22	61.44	105.32	92.16
106,660.38	4,915.22	491.52	70.22	61.44	105.33	92.16
106,772.06	4,920.37	492.04	70.29	61.51	105.44	92.26
106,788.06	4,921.11	492.11	70.30	61.51	105.45	92.27
106,809.50	4,922.10	492.21	70.32	61.53	105.47	92.29
106,849.51	4,923.94	492.39	70.34	61.55	105.51	92.32
106,905.01	4,926.50	492.65	70.38	61.58	105.57	92.37
106,907.47	4,926.61	492.66	70.38	61.58	105.57	92.37
106,954.81	4,928.79	492.88	70.41	61.61	105.62	92.42
107,107.94	4,935.85	493.59	70.51	61.70	105.77	92.55

These rates do not include clothing allowances paid through various negotiating units, therefore it is the agencies responsibility to factor in the proper amount in order to pay the overtime in accordance with the FLSA.

TEN MONTH
 You are Viewing an Archived Copy from the New Jersey State Library
SALARY RATE CONVERSION TABLES

Effective: September 1, 2004

Based on 217 Days

1736 Hours - 40 Hour Week

1519 Hours - 35 Hour Week

Annual	Bi-Weekly	Daily	Hourly Rates		Overtime Rates	
			35	40	35	40
107,108.22	4,935.86	493.59	70.51	61.70	105.77	92.55
107,193.22	4,939.78	493.98	70.57	61.75	105.85	92.62
107,210.02	4,940.55	494.06	70.58	61.76	105.87	92.64
107,347.00	4,946.87	494.69	70.67	61.84	106.01	92.75
107,645.34	4,960.61	496.06	70.87	62.01	106.30	93.01
107,650.58	4,960.86	496.09	70.87	62.01	106.30	93.02
107,716.15	4,963.88	496.39	70.91	62.05	106.37	93.07
107,777.39	4,966.70	496.67	70.95	62.08	106.43	93.13
107,950.53	4,974.68	497.47	71.07	62.18	106.60	93.27
108,073.93	4,980.37	498.04	71.15	62.26	106.72	93.38

Annual	Bi-Weekly	Daily	Hourly Rates		Overtime Rates	
			35	40	35	40
108,076.57	4,980.49	498.05	71.15	62.26	106.73	93.38
108,105.48	4,981.82	498.18	71.17	62.27	106.75	93.41
108,106.05	4,981.85	498.19	71.17	62.27	106.75	93.41
108,316.18	4,991.53	499.15	71.31	62.39	106.96	93.59
108,731.45	5,010.67	501.07	71.58	62.63	107.37	93.95
108,749.96	5,011.52	501.15	71.59	62.64	107.39	93.97
108,777.66	5,012.80	501.28	71.61	62.66	107.42	93.99
108,834.30	5,015.41	501.54	71.65	62.69	107.47	94.04
109,077.73	5,026.62	502.66	71.81	62.83	107.71	94.25
109,080.27	5,026.74	502.67	71.81	62.83	107.72	94.25

Annual	Bi-Weekly	Daily	Hourly Rates		Overtime Rates	
			35	40	35	40
109,130.85	5,029.07	502.91	71.84	62.86	107.77	94.29
109,287.66	5,036.30	503.63	71.95	62.95	107.92	94.43
109,293.69	5,036.58	503.66	71.95	62.96	107.93	94.44
109,295.01	5,036.64	503.66	71.95	62.96	107.93	94.44
109,688.74	5,054.78	505.48	72.21	63.19	108.32	94.78
109,883.80	5,063.77	506.38	72.34	63.30	108.51	94.95
109,927.81	5,065.80	506.58	72.37	63.32	108.55	94.98
109,930.51	5,065.92	506.59	72.37	63.32	108.56	94.99
110,098.14	5,073.65	507.37	72.48	63.42	108.72	95.13
110,144.50	5,075.78	507.58	72.51	63.45	108.77	95.17

These rates do not include clothing allowances paid through various negotiating units, therefore it is the agencies responsibility to factor in the proper amount in order to pay the overtime in accordance with the FLSA.

Effective: September 1, 2004

Based on 217 Days

1736 Hours - 40 Hour Week

1519 Hours - 35 Hour Week

Annual	Bi-Weekly	Daily	Hourly Rates		Overtime Rates	
			35	40	35	40
110,302.56	5,083.07	508.31	72.62	63.54	108.92	95.31
110,325.26	5,084.11	508.41	72.63	63.55	108.95	95.33
110,455.51	5,090.12	509.01	72.72	63.63	109.07	95.44
110,508.27	5,092.55	509.26	72.75	63.66	109.13	95.49
110,592.31	5,096.42	509.64	72.81	63.71	109.21	95.56
110,594.92	5,096.54	509.65	72.81	63.71	109.21	95.56
110,748.82	5,103.63	510.36	72.91	63.80	109.36	95.69
110,751.36	5,103.75	510.38	72.91	63.80	109.37	95.70
110,758.24	5,104.07	510.41	72.92	63.80	109.37	95.70
110,899.78	5,110.59	511.06	73.01	63.88	109.51	95.82

Annual	Bi-Weekly	Daily	Hourly Rates		Overtime Rates	
			35	40	35	40
111,002.98	5,115.34	511.53	73.08	63.94	109.61	95.91
111,064.55	5,118.18	511.82	73.12	63.98	109.68	95.97
111,067.18	5,118.30	511.83	73.12	63.98	109.68	95.97
111,162.52	5,122.70	512.27	73.18	64.03	109.77	96.05
111,306.64	5,129.34	512.93	73.28	64.12	109.91	96.18
111,309.28	5,129.46	512.95	73.28	64.12	109.92	96.18
111,457.63	5,136.30	513.63	73.38	64.20	110.06	96.31
111,570.77	5,141.51	514.15	73.45	64.27	110.18	96.40
111,632.75	5,144.37	514.44	73.49	64.31	110.24	96.46
111,673.93	5,146.26	514.63	73.52	64.33	110.28	96.49

Annual	Bi-Weekly	Daily	Hourly Rates		Overtime Rates	
			35	40	35	40
111,822.47	5,153.11	515.31	73.62	64.41	110.42	96.62
111,831.93	5,153.55	515.36	73.62	64.42	110.43	96.63
111,834.28	5,153.65	515.37	73.62	64.42	110.44	96.63
111,935.81	5,158.33	515.83	73.69	64.48	110.54	96.72
111,992.62	5,160.95	516.10	73.73	64.51	110.59	96.77
112,074.40	5,164.72	516.47	73.78	64.56	110.67	96.84
112,112.56	5,166.48	516.65	73.81	64.58	110.71	96.87
112,115.31	5,166.60	516.66	73.81	64.58	110.71	96.87
112,150.75	5,168.24	516.82	73.83	64.60	110.75	96.90
112,192.30	5,170.15	517.02	73.86	64.63	110.79	96.94

These rates do not include clothing allowances paid through various negotiating units, therefore it is the agencies responsibility to factor in the proper amount in order to pay the overtime in accordance with the FLSA.

TEN MONTH
 You are Viewing an Archived Copy from the New Jersey State Library
SALARY RATE CONVERSION TABLES

Effective: September 1, 2004

Based on 217 Days

1736 Hours - 40 Hour Week

1519 Hours - 35 Hour Week

Annual	Bi-Weekly	Daily	Hourly Rates		Overtime Rates	
			35	40	35	40
112,311.84	5,175.66	517.57	73.94	64.70	110.91	97.04
112,395.22	5,179.50	517.95	73.99	64.74	110.99	97.12
112,463.37	5,182.64	518.26	74.04	64.78	111.06	97.17
112,556.72	5,186.95	518.70	74.10	64.84	111.15	97.26
113,019.87	5,208.29	520.83	74.40	65.10	111.61	97.66
113,040.83	5,209.25	520.93	74.42	65.12	111.63	97.67
113,208.97	5,217.00	521.70	74.53	65.21	111.79	97.82
113,317.12	5,221.99	522.20	74.60	65.28	111.90	97.91
113,319.75	5,222.11	522.21	74.60	65.28	111.90	97.91
113,341.59	5,223.11	522.31	74.62	65.29	111.92	97.93

Annual	Bi-Weekly	Daily	Hourly Rates		Overtime Rates	
			35	40	35	40
113,371.83	5,224.51	522.45	74.64	65.31	111.95	97.96
113,461.52	5,228.64	522.86	74.70	65.36	112.04	98.04
113,751.88	5,242.02	524.20	74.89	65.53	112.33	98.29
114,059.05	5,256.18	525.62	75.09	65.70	112.63	98.55
114,279.27	5,266.33	526.63	75.23	65.83	112.85	98.74
114,379.72	5,270.95	527.10	75.30	65.89	112.95	98.83
114,382.55	5,271.09	527.11	75.30	65.89	112.95	98.83
114,425.35	5,273.06	527.31	75.33	65.91	112.99	98.87
114,589.71	5,280.63	528.06	75.44	66.01	113.16	99.01
114,697.82	5,285.61	528.56	75.51	66.07	113.26	99.11

Annual	Bi-Weekly	Daily	Hourly Rates		Overtime Rates	
			35	40	35	40
114,758.60	5,288.41	528.84	75.55	66.11	113.32	99.16
115,164.76	5,307.13	530.71	75.82	66.34	113.72	99.51
115,265.72	5,311.78	531.18	75.88	66.40	113.82	99.60
115,268.43	5,311.91	531.19	75.88	66.40	113.83	99.60
115,372.32	5,316.70	531.67	75.95	66.46	113.93	99.69
115,498.45	5,322.51	532.25	76.04	66.53	114.05	99.80
115,664.66	5,330.17	533.02	76.15	66.63	114.22	99.94
115,928.79	5,342.34	534.23	76.32	66.78	114.48	100.17
115,974.08	5,344.43	534.44	76.35	66.81	114.52	100.21
115,976.82	5,344.55	534.46	76.35	66.81	114.53	100.21

These rates do not include clothing allowances paid through various negotiating units, therefore it is the agencies responsibility to factor in the proper amount in order to pay the overtime in accordance with the FLSA.

TEN MONTH
 You are Viewing an Archived Copy from the New Jersey State Library
SALARY RATE CONVERSION TABLES

Effective: September 1, 2004

Based on 217 Days

1736 Hours - 40 Hour Week

1519 Hours - 35 Hour Week

Annual	Bi-Weekly	Daily	Hourly Rates		Overtime Rates	
			35	40	35	40
116,033.60	5,347.17	534.72	76.39	66.84	114.58	100.26
116,151.19	5,352.59	535.26	76.47	66.91	114.70	100.36
116,154.05	5,352.72	535.27	76.47	66.91	114.70	100.36
116,304.84	5,359.67	535.97	76.57	67.00	114.85	100.49
116,393.05	5,363.74	536.37	76.63	67.05	114.94	100.57
116,458.26	5,366.74	536.67	76.67	67.08	115.00	100.63
116,461.02	5,366.87	536.69	76.67	67.09	115.01	100.63
116,560.34	5,371.44	537.14	76.74	67.14	115.10	100.71
116,718.04	5,378.71	537.87	76.84	67.23	115.26	100.85
116,720.82	5,378.84	537.88	76.84	67.24	115.26	100.85

Annual	Bi-Weekly	Daily	Hourly Rates		Overtime Rates	
			35	40	35	40
117,022.11	5,392.72	539.27	77.04	67.41	115.56	101.11
117,108.28	5,396.69	539.67	77.10	67.46	115.64	101.19
117,149.35	5,398.59	539.86	77.12	67.48	115.68	101.22
117,205.44	5,401.17	540.12	77.16	67.52	115.74	101.27
117,276.68	5,404.46	540.45	77.21	67.56	115.81	101.33
117,287.09	5,404.94	540.49	77.21	67.56	115.82	101.34
117,350.21	5,407.84	540.78	77.26	67.60	115.88	101.40
117,456.00	5,412.72	541.27	77.33	67.66	115.99	101.49
117,535.09	5,416.36	541.64	77.38	67.71	116.07	101.56
117,556.51	5,417.35	541.74	77.39	67.72	116.09	101.58

Annual	Bi-Weekly	Daily	Hourly Rates		Overtime Rates	
			35	40	35	40
117,559.23	5,417.48	541.75	77.39	67.72	116.09	101.58
117,597.22	5,419.23	541.92	77.42	67.74	116.13	101.61
117,628.03	5,420.65	542.07	77.44	67.76	116.16	101.64
117,766.44	5,427.02	542.70	77.53	67.84	116.29	101.76
117,803.22	5,428.72	542.87	77.55	67.86	116.33	101.79
117,859.57	5,431.32	543.13	77.59	67.89	116.39	101.84
118,029.17	5,439.13	543.91	77.70	67.99	116.55	101.98
118,674.74	5,468.88	546.89	78.13	68.36	117.19	102.54
118,706.20	5,470.33	547.03	78.15	68.38	117.22	102.57
118,831.63	5,476.11	547.61	78.23	68.45	117.35	102.68

These rates do not include clothing allowances paid through various negotiating units, therefore it is the agencies responsibility to factor in the proper amount in order to pay the overtime in accordance with the FLSA.

SALARY RATE CONVERSION TABLES

Effective: September 1, 2004

Based on 217 Days

1736 Hours - 40 Hour Week

1519 Hours - 35 Hour Week

Annual	Bi-Weekly	Daily	Hourly Rates		Overtime Rates	
			35	40	35	40
118,834.59	5,476.25	547.63	78.23	68.45	117.35	102.68
118,876.86	5,478.20	547.82	78.26	68.48	117.39	102.72
119,008.93	5,484.28	548.43	78.35	68.55	117.52	102.83
119,070.38	5,487.11	548.71	78.39	68.59	117.58	102.88
119,429.74	5,503.67	550.37	78.62	68.80	117.94	103.19
119,939.13	5,527.15	552.72	78.96	69.09	118.44	103.63
119,941.94	5,527.28	552.73	78.96	69.09	118.44	103.64
119,986.40	5,529.33	552.93	78.99	69.12	118.49	103.68
119,993.92	5,529.67	552.97	79.00	69.12	118.49	103.68
120,166.80	5,537.64	553.76	79.11	69.22	118.66	103.83

Annual	Bi-Weekly	Daily	Hourly Rates		Overtime Rates	
			35	40	35	40
120,496.43	5,552.83	555.28	79.33	69.41	118.99	104.12
120,883.61	5,570.67	557.07	79.58	69.63	119.37	104.45
120,886.46	5,570.80	557.08	79.58	69.64	119.37	104.45
121,112.17	5,581.21	558.12	79.73	69.77	119.60	104.65
121,152.05	5,583.04	558.30	79.76	69.79	119.64	104.68
121,286.40	5,589.24	558.92	79.85	69.87	119.77	104.80
121,609.88	5,604.14	560.41	80.06	70.05	120.09	105.08
121,612.76	5,604.27	560.43	80.06	70.05	120.09	105.08
121,659.59	5,606.43	560.64	80.09	70.08	120.14	105.12
121,795.90	5,612.71	561.27	80.18	70.16	120.27	105.24

Annual	Bi-Weekly	Daily	Hourly Rates		Overtime Rates	
			35	40	35	40
121,798.71	5,612.84	561.28	80.18	70.16	120.27	105.24
121,835.33	5,614.53	561.45	80.21	70.18	120.31	105.27
122,065.81	5,625.15	562.52	80.36	70.31	120.54	105.47
122,108.41	5,627.12	562.71	80.39	70.34	120.58	105.51
122,129.44	5,628.08	562.81	80.40	70.35	120.60	105.53
122,132.36	5,628.22	562.82	80.40	70.35	120.60	105.53
122,241.52	5,633.25	563.33	80.48	70.42	120.71	105.62
122,401.08	5,640.60	564.06	80.58	70.51	120.87	105.76
122,403.98	5,640.74	564.07	80.58	70.51	120.87	105.76
122,799.22	5,658.95	565.90	80.84	70.74	121.26	106.11

These rates do not include clothing allowances paid through various negotiating units, therefore it is the agencies responsibility to factor in the proper amount in order to pay the overtime in accordance with the FLSA.

Effective: September 1, 2004

Based on 217 Days

1736 Hours - 40 Hour Week

1519 Hours - 35 Hour Week

Annual	Bi-Weekly	Daily	Hourly Rates		Overtime Rates	
			35	40	35	40
122,877.88	5,662.58	566.26	80.89	70.78	121.34	106.17
122,976.16	5,667.10	566.71	80.96	70.84	121.44	106.26
122,987.05	5,667.61	566.76	80.97	70.85	121.45	106.27
123,070.21	5,671.44	567.14	81.02	70.89	121.53	106.34
123,164.01	5,675.76	567.58	81.08	70.95	121.62	106.42
123,283.54	5,681.27	568.13	81.16	71.02	121.74	106.52
123,286.63	5,681.41	568.14	81.16	71.02	121.74	106.53
123,323.92	5,683.13	568.31	81.19	71.04	121.78	106.56
123,414.14	5,687.29	568.73	81.25	71.09	121.87	106.64
123,442.94	5,688.61	568.86	81.27	71.11	121.90	106.66

Annual	Bi-Weekly	Daily	Hourly Rates		Overtime Rates	
			35	40	35	40
123,501.62	5,691.32	569.13	81.31	71.14	121.96	106.71
123,598.17	5,695.77	569.58	81.37	71.20	122.05	106.80
123,693.93	5,700.18	570.02	81.43	71.25	122.15	106.88
123,776.25	5,703.97	570.40	81.49	71.30	122.23	106.95
124,489.39	5,736.84	573.68	81.96	71.71	122.93	107.57
124,600.48	5,741.96	574.20	82.03	71.77	123.04	107.66
124,612.54	5,742.51	574.25	82.04	71.78	123.05	107.67
124,615.45	5,742.65	574.27	82.04	71.78	123.06	107.67
124,668.94	5,745.11	574.51	82.07	71.81	123.11	107.72
124,959.26	5,758.49	575.85	82.26	71.98	123.40	107.97

Annual	Bi-Weekly	Daily	Hourly Rates		Overtime Rates	
			35	40	35	40
125,793.14	5,796.92	579.69	82.81	72.46	124.22	108.69
125,796.10	5,797.06	579.71	82.82	72.46	124.22	108.69
125,831.29	5,798.68	579.87	82.84	72.48	124.26	108.72
125,999.26	5,806.42	580.64	82.95	72.58	124.42	108.87
126,012.46	5,807.03	580.70	82.96	72.59	124.44	108.88
126,521.31	5,830.48	583.05	83.29	72.88	124.94	109.32
126,761.50	5,841.54	584.15	83.45	73.02	125.18	109.53
126,764.50	5,841.68	584.17	83.45	73.02	125.18	109.53
127,023.34	5,853.61	585.36	83.62	73.17	125.43	109.76
127,194.71	5,861.51	586.15	83.74	73.27	125.60	109.90

These rates do not include clothing allowances paid through various negotiating units, therefore it is the agencies responsibility to factor in the proper amount in order to pay the overtime in accordance with the FLSA.

TEN MONTH
 You are Viewing an Archived Copy from the New Jersey State Library
SALARY RATE CONVERSION TABLES

Effective: September 1, 2004

Based on 217 Days

1736 Hours - 40 Hour Week

1519 Hours - 35 Hour Week

Annual	Bi-Weekly	Daily	Hourly Rates		Overtime Rates	
			35	40	35	40
127,206.36	5,862.04	586.20	83.74	73.28	125.61	109.91
127,540.84	5,877.46	587.75	83.96	73.47	125.95	110.20
127,543.90	5,877.60	587.76	83.97	73.47	125.95	110.21
127,735.45	5,886.43	588.64	84.09	73.58	126.14	110.37
127,738.67	5,886.57	588.66	84.09	73.58	126.14	110.37
128,001.22	5,898.67	589.87	84.27	73.73	126.40	110.60
128,084.12	5,902.49	590.25	84.32	73.78	126.48	110.67
128,087.14	5,902.63	590.26	84.32	73.78	126.48	110.67
128,185.88	5,907.18	590.72	84.39	73.84	126.58	110.76
128,220.67	5,908.79	590.88	84.41	73.86	126.62	110.79

Annual	Bi-Weekly	Daily	Hourly Rates		Overtime Rates	
			35	40	35	40
128,367.50	5,915.55	591.56	84.51	73.94	126.76	110.92
128,370.56	5,915.69	591.57	84.51	73.95	126.77	110.92
128,788.27	5,934.94	593.49	84.79	74.19	127.18	111.28
128,974.07	5,943.51	594.35	84.91	74.29	127.36	111.44
128,984.86	5,944.00	594.40	84.91	74.30	127.37	111.45
129,025.06	5,945.86	594.59	84.94	74.32	127.41	111.48
129,171.08	5,952.58	595.26	85.04	74.41	127.56	111.61
129,214.56	5,954.59	595.46	85.07	74.43	127.60	111.65
129,285.95	5,957.88	595.79	85.11	74.47	127.67	111.71
129,288.96	5,958.02	595.80	85.12	74.48	127.67	111.71

Annual	Bi-Weekly	Daily	Hourly Rates		Overtime Rates	
			35	40	35	40
129,336.77	5,960.22	596.02	85.15	74.50	127.72	111.75
129,523.33	5,968.82	596.88	85.27	74.61	127.90	111.92
129,584.64	5,971.64	597.16	85.31	74.65	127.96	111.97
129,622.97	5,973.41	597.34	85.33	74.67	128.00	112.00
129,809.90	5,982.02	598.20	85.46	74.78	128.19	112.16
130,550.41	6,016.15	601.62	85.95	75.20	128.92	112.80
130,702.67	6,023.16	602.32	86.05	75.29	129.07	112.94
130,705.74	6,023.31	602.33	86.05	75.29	129.07	112.94
130,738.52	6,024.82	602.48	86.07	75.31	129.10	112.97
130,846.47	6,029.79	602.98	86.14	75.37	129.21	113.06

These rates do not include clothing allowances paid through various negotiating units, therefore it is the agencies responsibility to factor in the proper amount in order to pay the overtime in accordance with the FLSA.

TEN MONTH
 You are Viewing an Archived Copy from the New Jersey State Library
SALARY RATE CONVERSION TABLES

Effective: September 1, 2004

Based on 217 Days

1736 Hours - 40 Hour Week

1519 Hours - 35 Hour Week

Annual	Bi-Weekly	Daily	Hourly Rates		Overtime Rates	
			35	40	35	40
131,207.29	6,046.42	604.64	86.38	75.58	129.57	113.37
131,913.12	6,078.95	607.90	86.84	75.99	130.26	113.98
131,916.24	6,079.09	607.91	86.84	75.99	130.27	113.98
131,980.87	6,082.07	608.21	86.89	76.03	130.33	114.04
132,171.20	6,090.84	609.08	87.01	76.14	130.52	114.20
132,281.01	6,095.90	609.59	87.08	76.20	130.63	114.30
132,952.24	6,126.83	612.68	87.53	76.59	131.29	114.88
132,955.44	6,126.98	612.70	87.53	76.59	131.29	114.88
133,203.22	6,138.40	613.84	87.69	76.73	131.54	115.10
133,395.60	6,147.26	614.73	87.82	76.84	131.73	115.26

Annual	Bi-Weekly	Daily	Hourly Rates		Overtime Rates	
			35	40	35	40
133,563.46	6,155.00	615.50	87.93	76.94	131.89	115.41
133,767.16	6,164.39	616.44	88.06	77.06	132.09	115.58
133,770.30	6,164.53	616.45	88.07	77.06	132.10	115.59
133,959.36	6,173.24	617.32	88.19	77.17	132.28	115.75
133,962.47	6,173.39	617.34	88.19	77.17	132.29	115.75
134,252.62	6,186.76	618.68	88.38	77.33	132.57	116.00
134,333.92	6,190.50	619.05	88.44	77.38	132.65	116.07
134,337.14	6,190.65	619.07	88.44	77.38	132.66	116.07
134,446.52	6,195.69	619.57	88.51	77.45	132.77	116.17
134,635.98	6,204.42	620.44	88.64	77.56	132.95	116.33

Annual	Bi-Weekly	Daily	Hourly Rates		Overtime Rates	
			35	40	35	40
135,075.37	6,224.67	622.47	88.92	77.81	133.39	116.71
135,269.53	6,233.62	623.36	89.05	77.92	133.58	116.88
135,270.41	6,233.66	623.37	89.05	77.92	133.58	116.88
135,464.58	6,242.61	624.26	89.18	78.03	133.77	117.05
135,475.35	6,243.10	624.31	89.19	78.04	133.78	117.06
135,612.20	6,249.41	624.94	89.28	78.12	133.92	117.18
135,615.38	6,249.56	624.96	89.28	78.12	133.92	117.18
135,647.77	6,251.05	625.11	89.30	78.14	133.95	117.21
135,693.68	6,253.16	625.32	89.33	78.17	134.00	117.25
135,843.55	6,260.07	626.01	89.43	78.25	134.15	117.38

These rates do not include clothing allowances paid through various negotiating units, therefore it is the agencies responsibility to factor in the proper amount in order to pay the overtime in accordance with the FLSA.

Effective: September 1, 2004

Based on 217 Days

1736 Hours - 40 Hour Week

1519 Hours - 35 Hour Week

Annual	Bi-Weekly	Daily	Hourly Rates		Overtime Rates	
			35	40	35	40
136,938.40	6,310.53	631.05	90.15	78.88	135.23	118.32
137,064.74	6,316.35	631.64	90.23	78.95	135.35	118.43
137,067.98	6,316.50	631.65	90.24	78.96	135.35	118.43
137,136.04	6,319.63	631.96	90.28	79.00	135.42	118.49
137,367.31	6,330.29	633.03	90.43	79.13	135.65	118.69
138,363.64	6,376.20	637.62	91.09	79.70	136.63	119.55
138,366.98	6,376.36	637.64	91.09	79.70	136.64	119.56
138,405.22	6,378.12	637.81	91.12	79.73	136.67	119.59
138,605.32	6,387.34	638.73	91.25	79.84	136.87	119.76
138,906.25	6,401.21	640.12	91.45	80.02	137.17	120.02

Annual	Bi-Weekly	Daily	Hourly Rates		Overtime Rates	
			35	40	35	40
139,450.20	6,426.28	642.63	91.80	80.33	137.71	120.49
139,453.46	6,426.43	642.64	91.81	80.33	137.71	120.50
139,716.97	6,438.57	643.86	91.98	80.48	137.97	120.72
139,918.97	6,447.88	644.79	92.11	80.60	138.17	120.90
140,246.90	6,462.99	646.30	92.33	80.79	138.49	121.18
140,300.34	6,465.45	646.55	92.36	80.82	138.55	121.23
140,303.72	6,465.61	646.56	92.37	80.82	138.55	121.23
140,521.73	6,475.66	647.57	92.51	80.95	138.76	121.42
140,525.02	6,475.81	647.58	92.51	80.95	138.77	121.42
140,813.97	6,489.12	648.91	92.70	81.11	139.05	121.67

Annual	Bi-Weekly	Daily	Hourly Rates		Overtime Rates	
			35	40	35	40
141,017.49	6,498.50	649.85	92.84	81.23	139.25	121.85
141,366.06	6,514.56	651.46	93.07	81.43	139.60	122.15
141,672.57	6,528.69	652.87	93.27	81.61	139.90	122.41
141,877.20	6,538.12	653.81	93.40	81.73	140.10	122.59
141,895.93	6,538.98	653.90	93.41	81.74	140.12	122.61
142,100.88	6,548.43	654.84	93.55	81.86	140.32	122.78
142,216.36	6,553.75	655.38	93.63	81.92	140.44	122.88
142,219.72	6,553.90	655.39	93.63	81.92	140.44	122.89
142,453.61	6,564.68	656.47	93.78	82.06	140.67	123.09
143,607.22	6,617.84	661.78	94.54	82.72	141.81	124.08

These rates do not include clothing allowances paid through various negotiating units, therefore it is the agencies responsibility to factor in the proper amount in order to pay the overtime in accordance with the FLSA.

TEN MONTH
 You are Viewing an Archived Copy from the New Jersey State Library
SALARY RATE CONVERSION TABLES

Effective: September 1, 2004

Based on 217 Days

1736 Hours - 40 Hour Week

1519 Hours - 35 Hour Week

Annual	Bi-Weekly	Daily	Hourly Rates		Overtime Rates	
			35	40	35	40
143,775.04	6,625.58	662.56	94.65	82.82	141.98	124.23
143,778.52	6,625.74	662.57	94.65	82.82	141.98	124.23
143,815.04	6,627.42	662.74	94.68	82.84	142.02	124.26
144,249.04	6,647.42	664.74	94.96	83.09	142.44	124.64
145,133.24	6,688.17	668.82	95.55	83.60	143.32	125.40
145,136.62	6,688.32	668.83	95.55	83.60	143.32	125.41
145,181.32	6,690.38	669.04	95.58	83.63	143.37	125.45
145,391.42	6,700.07	670.01	95.72	83.75	143.57	125.63
145,857.82	6,721.56	672.16	96.02	84.02	144.03	126.03
146,266.76	6,740.40	674.04	96.29	84.26	144.44	126.38

Annual	Bi-Weekly	Daily	Hourly Rates		Overtime Rates	
			35	40	35	40
146,270.30	6,740.57	674.06	96.29	84.26	144.44	126.39
146,552.57	6,753.57	675.36	96.48	84.42	144.72	126.63
146,764.57	6,763.34	676.33	96.62	84.54	144.93	126.81
147,256.77	6,786.03	678.60	96.94	84.83	145.41	127.24
147,367.98	6,791.15	679.12	97.02	84.89	145.52	127.33
147,371.46	6,791.31	679.13	97.02	84.89	145.53	127.34
147,697.37	6,806.33	680.63	97.23	85.08	145.85	127.62
147,910.85	6,816.17	681.62	97.37	85.20	146.06	127.80
148,809.22	6,857.57	685.76	97.97	85.72	146.95	128.58
149,024.76	6,867.50	686.75	98.11	85.84	147.16	128.77

Annual	Bi-Weekly	Daily	Hourly Rates		Overtime Rates	
			35	40	35	40
149,186.44	6,874.95	687.50	98.21	85.94	147.32	128.91
149,190.06	6,875.12	687.51	98.22	85.94	147.32	128.91
149,591.83	6,893.63	689.36	98.48	86.17	147.72	129.26
150,645.67	6,942.20	694.22	99.17	86.78	148.76	130.17
150,816.28	6,950.06	695.01	99.29	86.88	148.93	130.31
150,819.78	6,950.22	695.02	99.29	86.88	148.93	130.32
150,863.87	6,952.25	695.23	99.32	86.90	148.98	130.35
151,468.74	6,980.13	698.01	99.72	87.25	149.57	130.88
152,233.18	7,015.35	701.54	100.22	87.69	150.33	131.54
152,236.88	7,015.52	701.55	100.22	87.69	150.33	131.54

These rates do not include clothing allowances paid through various negotiating units, therefore it is the agencies responsibility to factor in the proper amount in order to pay the overtime in accordance with the FLSA.

SALARY RATE CONVERSION TABLES

Effective: September 1, 2004

Based on 217 Days

1736 Hours - 40 Hour Week

1519 Hours - 35 Hour Week

Annual	Bi-Weekly	Daily	Hourly Rates		Overtime Rates	
			35	40	35	40
152,291.17	7,018.03	701.80	100.26	87.73	150.39	131.59
152,511.65	7,028.19	702.82	100.40	87.85	150.60	131.78
153,147.48	7,057.49	705.75	100.82	88.22	151.23	132.33
153,722.17	7,083.97	708.40	101.20	88.55	151.80	132.83
153,944.50	7,094.22	709.42	101.35	88.68	152.02	133.02
154,597.84	7,124.32	712.43	101.78	89.05	152.66	133.58
154,601.60	7,124.50	712.45	101.78	89.06	152.67	133.58
156,110.02	7,194.01	719.40	102.77	89.93	154.16	134.89
156,336.32	7,204.44	720.44	102.92	90.06	154.38	135.08
156,499.32	7,211.95	721.20	103.03	90.15	154.54	135.22

Annual	Bi-Weekly	Daily	Hourly Rates		Overtime Rates	
			35	40	35	40
156,502.94	7,212.12	721.21	103.03	90.15	154.55	135.23
157,079.66	7,238.69	723.87	103.41	90.48	155.12	135.73
158,029.77	7,282.48	728.25	104.04	91.03	156.05	136.55
158,199.60	7,290.30	729.03	104.15	91.13	156.22	136.69
158,203.46	7,290.48	729.05	104.15	91.13	156.23	136.70
158,258.73	7,293.03	729.30	104.19	91.16	156.28	136.74
159,038.19	7,328.95	732.90	104.70	91.61	157.05	137.42
159,746.97	7,361.61	736.16	105.17	92.02	157.75	138.03
159,978.15	7,372.26	737.23	105.32	92.15	157.98	138.23
162,182.36	7,473.84	747.38	106.77	93.42	160.15	140.13

Annual	Bi-Weekly	Daily	Hourly Rates		Overtime Rates	
			35	40	35	40
162,186.10	7,474.01	747.40	106.77	93.43	160.16	140.14
163,768.37	7,546.93	754.69	107.81	94.34	161.72	141.51
164,005.81	7,557.87	755.79	107.97	94.47	161.96	141.71
164,166.02	7,565.25	756.53	108.08	94.57	162.11	141.85
164,170.04	7,565.44	756.54	108.08	94.57	162.12	141.85
164,928.90	7,600.41	760.04	108.58	95.01	162.87	142.51
165,771.77	7,639.25	763.93	109.13	95.49	163.70	143.24
166,011.80	7,650.31	765.03	109.29	95.63	163.94	143.44
170,132.44	7,840.20	784.02	112.00	98.00	168.00	147.00
170,136.62	7,840.40	784.04	112.01	98.01	168.01	147.01

These rates do not include clothing allowances paid through various negotiating units, therefore it is the agencies responsibility to factor in the proper amount in order to pay the overtime in accordance with the FLSA.

Effective: September 1, 2004

Based on 217 Days

1736 Hours - 40 Hour Week

1519 Hours - 35 Hour Week

Annual	Bi-Weekly	Daily	Hourly Rates		Overtime Rates	
			35	40	35	40
171,796.57	7,916.89	791.69	113.10	98.96	169.65	148.44
172,045.45	7,928.36	792.84	113.26	99.11	169.89	148.66

These rates do not include clothing allowances paid through various negotiating units, therefore it is the agencies responsibility to factor in the proper amount in order to pay the overtime in accordance with the FLSA.

SINGLE RATES
Effective: June 26, 2004

<u>Range Code</u>	<u>Title Code</u>	<u>Title</u>	<u>Rate</u>
I99	33890	Agricultural Products Agent Trainee	\$30,687.37
E999	31865	Captain	102,750.99
P99	10075	Clinical Psychiatrist Board Certified	160,024.48
P99	00468	Clinical Psychiatrist Board Eligible	150,907.96
P99	10074	Clinical Psychiatrist Post Certified	172,095.60
A99	21801	Communications Operator Trainee	28,396.93
A99	53088	Computer Operator Trainee	27,195.61
X99	00056	Consulting Physician	198.17/day
X99	00157	Consulting Physician Specialist	264.21/day
X99	00151	Consulting Physician Specialist 1 Visit Per Week	12,682.15
X99	00152	Consulting Physician Specialist 2 Visits Per Week	25,364.30
X99	00153	Consulting Physician Specialist 3 Visits Per Week	38,046.45
X99	00052	Consulting Physician 2 Visits Per Week	19,023.96
X99	00053	Consulting Physician 3 Visits Per Week	28,535.94
L99	32641	Correction Officer Recruit	39,857.63
L99	40804	Correction Officer Recruit Juvenile Justice	39,857.63
A99	56348	Customer Service Representative Trainee	21,081.32
A99	10212	Customer Service Representative Trainee	22,926.66
A99	53291	Data Entry Machine Operator Trainee	20,225.79
A99	14040	Engineering Aide Trainee	21,981.65

SINGLE RATES
Effective: June 26, 2004

<u>Range Code</u>	<u>Title Code</u>	<u>Title</u>	<u>Rate</u>
A99	45010	Fingerprint Technician Trainee State Police	\$24,959.74
E99	31867	Lieutenant Colonel & Deputy Superintendent	113,282.97
E99	31866	Major	107,888.54
H99	32680	Medical Security Officer Recruit	32,066.83
C99	40420	Operating Engineer Trainee	25,798.53
F99	61769	Parole Officer Recruit	42,248.58
F99	37593	Parole Officer Recruit	44,360.20
F99	40803	Parole Officer Recruit, Juvenile Justice	44,360.20
F99	32255	Police Officer Recruit, Health Care Facilities	39,253.22
A99	22530	Printing Machine Operator Trainee	21,081.32
P99	01383	Psychological Intern	28,670.15
O99	06229	Public Safety Telecommunicator Trainee	30,687.37
F99	32090	Ranger Trainee	36,495.25
O99	41240	Repairer Trainee	22,704.60
P99	00476	Resident Psychiatrist Second Year	49,777.67
P99	00477	Resident Psychiatrist Third Year	52,763.20
I99	56404	Safety Specialist Trainee DMV	29,373.67
I99	56403	Safety Specialist Trainee DMV	26,932.20
A99	56529	Support Services Representative Trainee	21,081.32
A99	56528	Support Services Representative Trainee DMV	22,926.66
A99	22643	Word Processing Specialist Trainee	22,926.66

TRAINEE TITLES
Effective: June 26, 2004

Range Code	Title Code	Title	Min.	6 Mos.
P95	53320	Accountant/Auditor Trainee Data Processing	\$35,429.39	\$37,044.50
P95	65960	Affirmative Action Specialist Trainee	33,888.83	35,429.39
P95	54722	Agricultural Marketing Specialist Trainee	32,422.94	33,888.83
P95	03013	Agricultural Statistician Trainee	33,888.83	35,429.39
P95	55300	Analyst Trainee	32,422.94	33,888.83
P95	17690	Architectural Trainee	37,044.50	38,740.24
P95	50960	Auditor Accountant Trainee	40,522.61	42,394.51
P95	10247	Auditor Accountant Trainee	33,888.83	35,429.39
P95	01750	Biologist Trainee	35,429.39	37,044.50
P95	50090	Budget Analyst Trainee	33,888.83	35,429.39
P95	52660	Buyer Trainee	32,422.94	33,888.83
P95	56833	CATV System Operations & Complaint Investigator Trainee	33,888.83	35,429.39
P95	16270	Chemical Engineer Trainee	42,304.98	44,087.35
P95	01550	Chemist Trainee	33,888.83	35,429.39
P95	15843	Civil Engineer Trainee (35)	38,659.61	40,274.72
P95	14090	Civil Engineer Trainee (40)	42,304.98	44,087.35
P95	64951	Claims Adjudicator Trainee Disability Determinations	35,429.39	37,044.50
P95	56781	Customer Representative Trainee Public Utilities	32,422.94	33,888.83
P95	53350	Data Processing Programmer Trainee	35,429.39	37,044.50
P95	31970	Driver Improvement Analyst Trainee	32,422.94	33,888.83
P95	16690	Electrical Engineer Trainee	42,304.98	44,087.35
P95	64760	Employment Counselor Trainee	33,888.83	35,429.39

TRAINEE TITLES
Effective: June 26, 2004

<u>Range Code</u>	<u>Title Code</u>	<u>Title</u>	<u>Min.</u>	<u>6 Mos.</u>
P95	64790	Employment Services Trainee	\$32,422.94	\$33,888.83
P95	10248	Employment Services Trainee	33,888.83	35,429.39
P95	02470	Entomologist Trainee	33,888.83	35,429.39
P95	16310	Environmental Engineer Trainee (35)	42,131.72	43,827.46
P95	12517	Environmental Engineer Trainee (40)	42,304.98	44,087.35
P95	15870	Environmental Scientist Trainee	38,740.24	40,522.61
P95	15840	Environmental Services Trainee (NE)	37,044.50	38,740.24
P95	12516	Environmental Services Trainee (40)	35,429.37	37,044.50
P95	62150	Family Service Specialist Trainee	38,740.24	40,522.61
P95	02650	Forester Trainee	33,888.83	35,429.39
P95	03174	Geographic Information Systems Specialist Trainee (NL)	37,044.50	38,740.24
P95	03207	Geographic Information Systems Specialist Trainee (4E)	40,522.61	42,304.98
P95	03050	Geologist Trainee (NE)	42,131.72	43,827.46
P95	12515	Geologist Trainee (40)	42,304.98	44,087.35
P95	62661	Home Instructor Trainee, CFTB&VI	32,422.94	33,888.83
I95	02450	Horticulturist Trainee	32,066.07	33,515.62
P95	17090	Industrial Engineer Trainee	42,304.98	44,087.35
I95	53707	Inspector Trainee	26,932.20	28,121.89
P95	61380	Instructor-Counselor Trainee	32,422.94	33,888.83
P95	55270	Insurance Analyst Trainee	35,429.39	37,044.50
P95	55081	Insurance Examiner Trainee	37,044.50	38,740.24
P95	45020	Intelligence Research Analyst Trainee	32,422.94	33,888.83

TRAINEE TITLES
Effective: June 26, 2004

<u>Range Code</u>	<u>Title Code</u>	<u>Title</u>	<u>Min.</u>	<u>6 Mos.</u>
P95	56788	Investigator Trainee	\$33,888.83	\$35,429.39
P95	65851	Investigator Trainee Division on Civil Rights	32,422.94	33,888.83
P95	65045	Investigator Trainee Labor	33,888.83	35,429.39
P95	33854	Investigator Trainee, Law & Public Safety	32,422.94	33,888.83
P95	33350	Investigator Trainee Public Advocate/ Public Defender	33,888.83	35,429.39
P95	54992	Investigator Trainee Real Estate Commission	35,429.39	37,044.50
P95	51590	Investigator Trainee Taxation	33,888.83	35,429.39
P95	52480	Investment Analyst Trainee	38,740.24	40,522.61
P95	54140	Labor Market Analyst Trainee	33,888.83	35,429.39
P95	10690	Landscape Designer Trainee	37,044.50	38,740.24
P95	56489	Management Trainee (40)	33,888.83	35,429.39
P95	56490	Management Trainee (35)	33,888.83	35,429.39
P95	16890	Mechanical Engineer Trainee	42,304.98	44,087.35
P95	02001	Microbiologist Trainee	35,429.39	37,044.50
P95	03112	Occupational Health Consultant Trainee	32,422.94	33,888.83
P95	03670	Occupational Therapist Trainee	35,429.39	37,044.50
P95	53650	Pensions Benefits Specialist Trainee	32,422.94	33,888.83
Y95	63340	Personnel & Labor Analyst Trainee	37,044.50	38,740.24
Y95	63250	Personnel Trainee	33,888.83	35,429.39
P95	16470	Planner Trainee	35,429.39	37,044.50
P95	61850	Principal Counselor Trainee, SPB	33,888.83	35,429.39
Y95	50110	Program Analyst Trainee Budget & Accounting	35,429.39	37,044.50

TRAINEE TITLES
Effective: June 26, 2004

<u>Range Code</u>	<u>Title Code</u>	<u>Title</u>	<u>Min.</u>	<u>6 Mos.</u>
P95	62920	Public Health Representative Trainee	\$32,422.94	\$33,888.83
P95	54450	Public Information Trainee	32,422.94	33,888.83
P95	56720	Rate Analyst Utilities Trainee	33,888.83	35,429.39
P95	03150	Registered Environmental Health Inspector Trainee	33,888.83	35,429.39
P95	35360	Report Examiner Trainee	32,422.94	33,888.83
P95	54000	Research Economist Trainee	38,740.24	40,522.61
P95	57061	Right of Way Negotiator Trainee	32,422.94	33,888.83
P95	52501	Securities Market Trader Trainee	38,740.24	40,522.61
P95	02460	Seed Analyst Trainee	32,422.94	33,888.83
P95	60050	Social Worker Trainee	32,422.94	33,888.83
F95	51342	Special Agent Trainee	38,318.02	40,234.54
Y95	56313	State Investigator Trainee L & PS	35,429.39	37,044.50
Y95	56312	State Investigator Trainee L & PS	37,044.50	38,740.24
P95	54080	Statistician Trainee	33,888.83	35,429.39
P95	51400	Tax Representative Trainee	33,888.83	35,429.39
Y95	63220	Test Development Specialist Trainee	33,888.83	35,429.39
P95	63560	Training Technician Trainee	32,422.94	33,888.83
P95	13280	Transportation Analyst Trainee	35,429.39	37,044.50
P95	56693	Utility Management Analyst Trainee	37,044.50	38,740.24

STATE BENEFITS PROGRAMS

In addition to the salary programs, State employees are entitled to a number of benefits programs. The details of these benefits programs are set forth in various statutes, regulations and collective negotiations agreements. However, this Appendix summarizes the programs that are currently available and provides the sources for further information.

The following programs are administered in accordance with Department of Personnel regulations:

Supplemental Compensation on Retirement - Eligible retirees are entitled to one half pay for unused accumulated sick time at retirement, up to a maximum of \$15,000.

Vacation Leave - One day per month during initial calendar year of employment. On January 1 following appointment, the career service employee receives 12 days per year. After five years of employment, the employee is credited with 15 days per year; after twelve years 20 days; and after twenty years 25 days. One year's allowance of unused vacation leave may be carried over to the next year. Employees are paid for unused days upon termination or retirement. In some departments, unclassified employees have vacation leave entitlements based on a plan specific to that department.

Administrative Leave - One half day per month during initial calendar year of employment, up to three days. The employee is credited with three days per year thereafter. Administrative leave may be used for personal business and can be used in conjunction with vacation leave. Administrative leave does not accumulate.

Sick Leave - One day per month during initial employment. On every January 1 following appointment, the employee is credited with 15 days per year. Unused sick days accumulate from year to year with no limit on accumulation.

School Volunteer Leave - State employees in the career, senior executive and unclassified services are entitled to paid leave of up to 20 hours per calendar year to volunteer in an academically beneficial school activity in New Jersey approved by the local board of education or other administrative authority of the school.

Jury Duty - Employees receive full pay while serving on jury duty.

Military Leave - Permanent employees who belong to the NJ National Guard receive full pay for all mandatory duty up to 90 days per year. Members of the Reserves receive full pay for time spent in unit field training operations. Leave without pay is available for other types of military service, and differential pay is provided for participants in specified military operations in accordance with Executive Orders of the Governor.

Convention Delegate Leave - Delegates to conventions of specified organizations, receive up to five days with pay to attend the convention for that organization.

Athletic Competition Leave - Members of the United States team for athletic competition at the world, Pan American or Olympic level, in a sport contested in either the Pan American or Olympic games, receive full pay for up to 90 calendar days for training camp and competition combined.

Emergency Civilian Duty - Career employees are given time off with pay to perform emergency civilian duty in relation to national defense or other emergency when so ordered by the Governor or by the President of the United States.

Leave to Appear as a Witness - Employees are granted time off with pay to appear as a witness or a party before a judicial or administrative body or legislative committee when such appearance is part of the job function. Leave with pay is also granted when employee is summoned as a witness in a proceeding to which he or she is not a named party.

Sick Leave Injury - This benefit provides time off with pay for up to a year when an employee is disabled due to a work-related injury or illness. Sick leave injury benefits are reduced by the amount of any temporary disability or workers' compensation payment.

Donated Leave Program - This program allows State employees to voluntarily donate a portion of their earned sick and/or vacation time to other State employees who have exhausted their own earned leave time and who are suffering from a catastrophic health condition or injury which mandates the employee's prolonged absence from work.

Voluntary Furlough Program - This program allows employees to take up to 30 days (extensions up to 60 days may be requested) off from work without pay in a calendar year without adversely affecting the accrual of leave time or seniority.

Leaves Without Pay - Employees with permanent status may be granted leaves of absence without pay for a period not to exceed one year. Leaves may be extended beyond one year for exceptional circumstances.

Education Leave - Employees may be granted leaves with or without pay for the purpose of obtaining training that is of direct value to the State but is not available through State in-service training programs.

Tuition Aid Program - Subject to available appropriations, eligible employees are provided tuition aid to complete required course work at accredited educational institutions which relates to current or planned job responsibilities.

Employee Interchange Program - This program allows employees to participate in an interchange program with any federal, State or local governmental or private sector entity with the intent to improve the management of government through shared experience, communication and learning.

The following programs are administered by the Division of Pensions and Benefits, Department of the Treasury, in accordance with applicable statutory and regulatory provisions:

Health Coverage - This benefit is provided to all eligible State employees and their dependents in one of three options: 1) Traditional Indemnity; 2) Managed Care/Point of Service; or 3) Health Maintenance Organizations (HMOs).

Dental Care - This benefit is provided to those eligible State employees and their dependents who wish to participate, and offers reimbursement toward the cost of certain preventive and treatment services.

Prescription Drug Benefit Program - This benefit is provided to all eligible State employees and their dependents, and offers payment for certain prescription drugs subject to a deductible amount.

Deferred Compensation Program - This benefit is provided to those State employees who wish to participate, and offers the ability to defer taxation on a portion of compensation.

Pension - There are a number of plans providing pension benefits for State employees: Public Employees' Retirement System (PERS); Teachers' Pension and Annuity Fund (TPAF); Police and Firemen's Retirement System (PFRS); State Police Retirement System; Judicial Retirement System; and the Alternate Benefit Program. The details of the benefits vary according to the pension system to which the employee belongs.

Life Insurance - Most employees in pension systems receive group term life insurance at no cost. The amount varies according to the pension system to which the employee belongs. Employees in some pension systems have the option to purchase additional coverage.

Premium Option Plan - The Premium Option Plan allows employees to pay any State Health Benefits Program medical and/or dental premiums they have with before-tax dollars.

Unreimbursed Medical Spending Account - The Unreimbursed Medical Spending Account allows employees to set aside before-tax dollars to pay for medical and dental expenses NOT paid by insurance.

Dependent Care Spending Account - The Dependent Care Spending Account allows employees to set aside before-tax dollars to pay for eligible dependent care expenses.

Commuter Tax \$ave Account - The Commuter Tax \$ave Program allows eligible employees to set aside before-tax dollars to pay for various mass transit and/or commuter parking expenses.

The following programs are administered by each State appointing authority in accordance with provisions set forth in collective negotiations agreements:

Clothing Maintenance Allowance - This benefit is provided to certain State employees. Eligibility and amounts are established in accordance with contractual provisions.

Tool Allowance - This benefit is provided to certain State employees. Eligibility and amounts are established in accordance with contractual provisions.

Eye Care Program - This benefit is provided to all eligible State employees and their dependents, and offers reimbursement toward the cost of eye examinations and prescription lenses.

Other benefit programs are as follows:

Holidays - The following holidays are observed:

New Year's Day; Martin Luther King Day (Third Monday in January); Lincoln's Birthday; Washington's Birthday (Third Monday in February); Good Friday; Memorial Day (Last Monday in May); Independence Day; Labor Day (First Monday in September); Columbus Day (Second Monday in October); Election Day; Veteran's Day; Thanksgiving; and Christmas.

Any holiday which falls on a Saturday will be observed the preceding Friday. Any holiday which falls on a Sunday will be observed the following Monday.

Workers' Compensation - This benefit is provided to employees who are injured or who contract an occupational disease while working. The benefits include medical care, temporary disability payments and compensation for a resulting permanent disability. This program is administered through the Division of Risk Management, Department of the Treasury, in accordance with applicable statutory and regulatory provisions.

Temporary Disability Insurance Program - This program provides cash benefits when an employee cannot work due to illness or injury which is not work-related. It is administered by the Division of Temporary Disability Insurance, Department of Labor, in accordance with applicable statutory and regulatory provisions.

Child Care Assistance - At some State locations, on-site day care centers are provided at a reduced rate. Human Resource staff are familiar with these programs, where available.

Family Leave - Under the New Jersey Family Leave Act, eligible employees receive up to 12 weeks of leave to provide care for a newborn or newly adopted child, or for a family member with a serious health condition. Under the Federal Family and Medical Leave Act, eligible employees also receive up to 12 weeks' leave for their own serious health condition. The employee may use paid leave, but must meet the requirements for the type of paid leave used. Whether paid or unpaid, health benefits and seniority are continued during the family leave.

INDEX

SUBJECT

Aligned Employee Relations Groups	Section 1(A)ligned
Non-Aligned Employee Relations Groups	Section 1(N)on-Aligned
Special Provisions	Section 1-B
Management	Section 1(M)anagement
Emergency Condition Rates	Section 2
Health Care Titles	Section 3A
Data Processing Titles	Section 3B
Engineering and other Technical Titles	Section 3C
Miscellaneous Titles	Section 3D
Teachers: Salary Range Adjustment	Section 3E
Teachers: Educational Incentive Program	Section 3F
Nurses: Salary Range Adjustment	Section 3G
Nurses: Salary Range Adjustment – Supplement	Section 3H
Nurses: Educational Incentive Payment	Section 3I
State Police	Section 3J
Salary Adjustments	Section 4A
Seasonal and Student Assistant Rates	Section 4B
Casino Control Commission	Section 4C
Actuarial Intern Program	Section 4D
Residents on DOT Construction Projects	Section 4E
Change in Employee Relations Group	Section 4F
Anniversary Dates	Section 4G



June 26, 2004