

DELAWARE RIVER
JOINT TOLL BRIDGE COMMISSION
MINUTES
MEETING OF DECEMBER 23, 2024

DELAWARE RIVER JOINT TOLL BRIDGE COMMISSION

MEMBERS OF THE COMMISSION

NEW JERSEY

HONORABLE ALADAR KOMJATHY

Chairman

HONORABLE MICHAEL B. LAVERY

VACANT

HONORABLE LORI CIESLA

HONORABLE YUKI MOORE LAURENTI

Treasurer

PENNSYLVANIA

HONORABLE PAMELA JANVEY

Vice Chair

HONORABLE DANIELLA YOUNG

HONORABLE ISMAIL A. SHAHID

HONORABLE DANIEL GRACE

HONORABLE JOHN D. CHRISTY

Secretary

DELAWARE RIVER JOINT TOLL BRIDGE COMMISSION

STANDING COMMITTEES

FINANCE, INSURANCE MANAGEMENT AND OPERATIONS

PENNSYLVANIA: Janvey, Shahid

NEW JERSEY: Ciesla, Komjathy*

PROJECTS, PROPERTY AND EQUIPMENT

PENNSYLVANIA: Christy*, Young

NEW JERSEY: Lavery, VACANT

PROFESSIONAL SERVICES

PENNSYLVANIA: Christy, Janvey

NEW JERSEY: Komjathy*, VACANT

PERSONNEL

PENNSYLVANIA: Young, Grace*

NEW JERSEY: Laurenti, Komjathy

AUDIT COMMITTEE

PENNSYLVANIA: Janvey, Shahid*

NEW JERSEY: Laurenti, Lavery

ADMINISTRATIVE COMMITTEE

PENNSYLVANIA: Grace, Shahid

NEW JERSEY: Ciesla, Laurenti*

Chairman and Vice Chair are Ex-Officio of All Committees

*Chairperson of Committee

DELAWARE RIVER JOINT TOLL BRIDGE COMMISSION
RECAPITULATION OF COMMITTEE MEMBERSHIP

Lavery	(1)	Projects, Property and Equipment
	(2)	Audit Committee
Laurenti	(1)	Personnel
	(2)	Audit Committee
	(3)	Administrative Committee (Chairperson)
VACANT	(1)	Projects, Property and Equipment
	(2)	Professional Services
Ciesla	(1)	Finance, Insurance Management Operations
	(2)	Administrative Committee
Komjathy	(1)	Ex-Officio of all Committees
	(2)	Finance, Insurance Management Operations (Chairperson)
	(3)	Professional Services (Chairperson)
	(4)	Personnel
Janvey	(1)	Ex-Officio of all Committees
	(2)	Finance, Insurance Management and Operations
	(3)	Audit Committee
	(4)	Professional Services
Grace	(1)	Administrative Committee
	(2)	Personnel Committee (Chairperson)
Christy	(1)	Projects, Property and Equipment (Chairperson)
	(2)	Professional Services
Young	(1)	Projects, Property and Equipment
	(2)	Personnel
Shahid	(1)	Finance, Insurance Management Operations
	(2)	Audit Committee (Chairperson)
	(3)	Administrative Committee

DELAWARE RIVER JOINT TOLL BRIDGE COMMISSION

PROFESSIONAL ASSOCIATES

CONSULTING ENGINEERS

PICKERING, CORTS & SUMMERSON, INC.
Newtown, Pennsylvania

GENERAL COUNSEL

ARCHER
Philadelphia, Pennsylvania

FLORIO, PERRUCCI, STEINHARDT & CAPPELLI
Phillipsburg, New Jersey

LABOR COUNSEL

STRADLEY, RONON
Philadelphia, Pennsylvania

CHISEA, SHAHINIAN & GIANTOMASI
West Orange, New Jersey

AUDITOR

MERCADIEN, P.C.
Hamilton, New Jersey

FINANCIAL ADVISOR

ACACIA FINANCIAL GROUP
Mt. Laurel, New Jersey

COMMUNICATIONS CONSULTANT

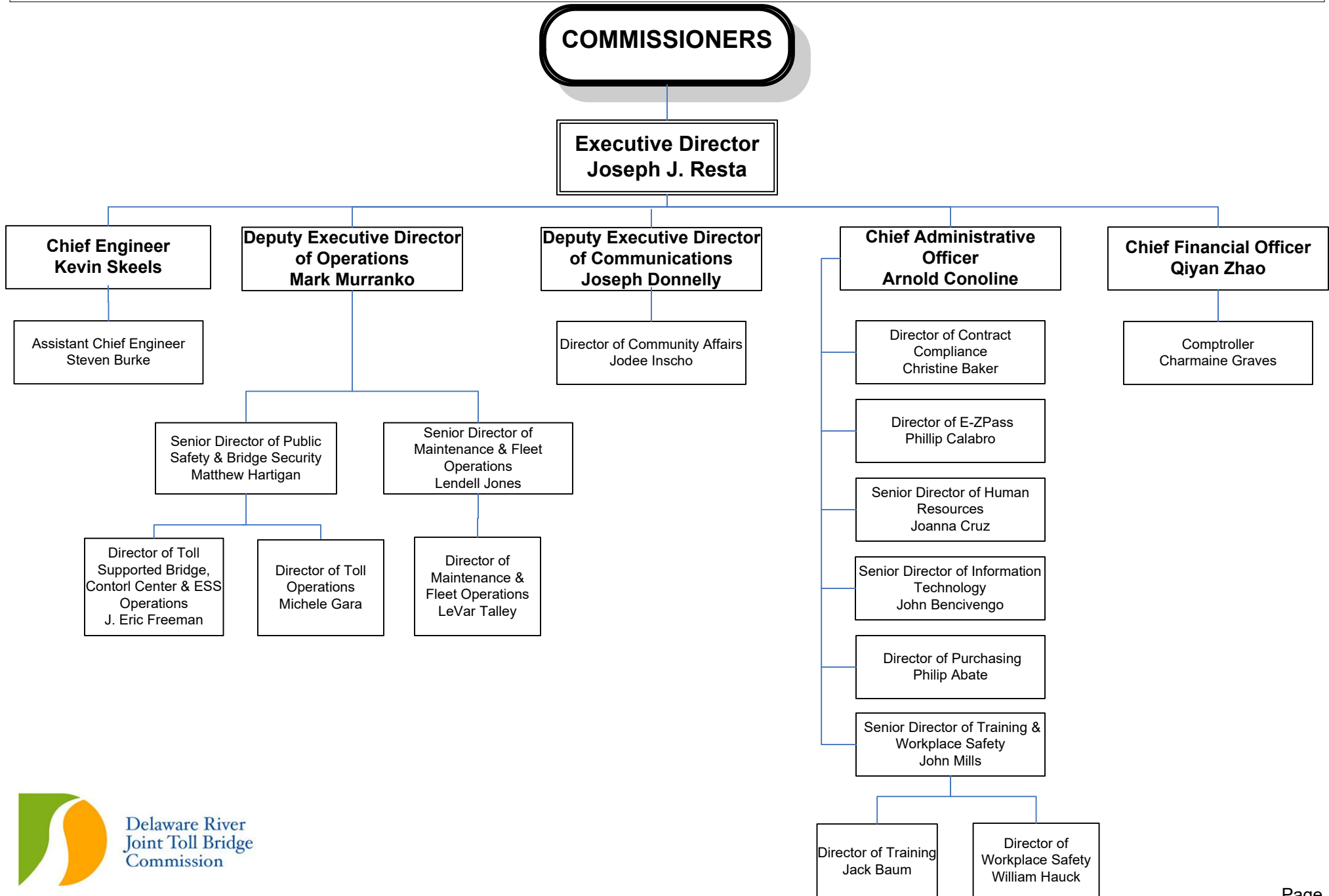
BELLEVUE COMMUNICATIONS
Philadelphia, Pennsylvania

INVESTMENT ADVISOR

STONERIDGE PMG ADVISORS, LLC
Radnor, Pennsylvania

DELAWARE RIVER JOINT TOLL BRIDGE COMMISSION

ORGANIZATION CHART



DELAWARE RIVER JOINT TOLL BRIDGE COMMISSION

Meeting of December 23, 2024

INDEX TO MINUTES

	PAGE
1. Call to Order.....	1
2. Appearances.....	1 - 2
3. Roll Call.....	2
4. Welcome Remarks of the Executive Director	2
5. Introduction of Comments from the Public.....	2 - 3
6. Executive Director’s Report.....	3
7. Approval of Minutes for Commission Meeting held November 25, 2024.....	3 - 4
8. Approval of Operations Report-Month of November 2024.....	4
9. Approval of the 2025 Operating Budget.....	4 - 6
10. Approval of the 2025-2026 Capital Plan.....	6
11. Renewal of Umbrella/Excess Liability Insurance Policies.....	7
12. Electronic Toll Collection/Tolling Task Order Consultant Agreement, Contract C-770A.....	7 - 8
13. Facilities Task Order Consultant Agreement, Contract No. C-803A- Award of Contract	8
14. Construction Management/Inspection Services For Uhlerstown-Frenchtown Toll-Supported Bridge Rehabilitation, Contract CM-642A-Award Of Contract....	8 - 9
15. Uhlerstown-Frenchtown Toll-Supported Bridge Rehabilitation, Construction Contract TS-642A- Award of Contract.....	9

DELAWARE RIVER JOINT TOLL BRIDGE COMMISSION

Meeting of December 23, 2024

16. Approval of Retirement Benefits, Diane Yamrock, Toll Collector.....	10
17. Approval of Retirement Benefits, Keith Kelly, Toll Bridge Corporal.....	10 - 11
18. Approval of Retirement Benefits, Harry E. Wyant, Toll-Supported Bridge Monitor I.....	11
19. Approve Payment of Invoices, Chiesa, Shahinian & Giantomasi, NJ Labor Counsel.....	11 - 12
20. Approve Payment of Invoices, Archer Law, PA General Counsel.....	12
21. Approve Payment of Invoices, Stradley Ronon, PA Labor Counsel.....	12 - 13
22. Approve Payment of Invoices, Florio, Perrucci, Steinhardt and Cappelli, NJ General Counsel.....	13
23. Invite Any Comments from the Public.....	13 - 20
24. Scheduling of the January 27, 2025 Meeting	21
25. Adjournment.....	21

DELAWARE RIVER JOINT TOLL BRIDGE COMMISSION
Meeting of December 23, 2024

CALL TO ORDER

The Regular Monthly Meeting of the Delaware River Joint Toll Bridge Commission was called to order at the Scudder Falls Administration Building via Microsoft Teams and in person on Monday, December 23, 2024, at 10:32 a.m. pursuant to notice properly forwarded to each member in compliance with the by-laws. Joseph J. Resta, Executive Director presided at this meeting.

APPEARANCES:

COMMISSION MEMBERS:

Hon. Aladar Komjathy (New Jersey)
Hon. Michael Lavery (New Jersey)
Hon. Pamela Janvey (Pennsylvania)
Hon. Yuki Moore Laurenti (New Jersey)
Hon. Ismail Shahid (Pennsylvania)
Hon. John Christy (Pennsylvania)
Hon. Lori Ciesla (New Jersey)
Hon. Daniella Young (Pennsylvania)

COMMISSION MEMBERS ABSENT:

Hon. Daniel Grace (Pennsylvania)

COMMISSION COUNSEL:

Jonathan Bloom, Stradley Ronon, Pennsylvania
Shelley Smith, Archer Law, Pennsylvania
Seth Tipton, Florio, Perrucci Steinhardt & Cappelli, New Jersey
Brian O’Neill, Chiesa, Shahinian & Giantomasi, New Jersey

GOVERNORS’ REPRESENTATIVES:

Dorian Smith, NJ Governor’s Office
Anthony Luker, PA Governor’s Office

COMMISSION STAFF MEMBERS:

Arnold Conoline, Chief Administrative Officer
Kevin Skeels, Chief Engineer
Qiyao (Tracy) Zhao, Chief Financial Officer
Joseph Donnelly, Deputy Executive Director of Communications
Charmaine Graves, Comptroller
Mark Murranko, Deputy Executive Director of Operations

DELAWARE RIVER JOINT TOLL BRIDGE COMMISSION
Meeting of December 23, 2024

Joanna Cruz, Human Resources Director
Jodee Inscho, Director of Community Affairs
Donna Tronolone, Administrative Generalist, Executive Office
Heather McConnell, Executive Administrative Generalist/Commissioner Liaison

PROFESSIONAL ASSOCIATES:

Pete Peterson, Bellevue Associates
Alex Styer, Bellevue Associates

OTHERS:

Denis Stites, DRJTBC Control Center Monitor
Ariel Leon, DRJTBC Control Center Monitor
George Gacser, DRJTBC Bridge Monitor
Kevin Raike, DRJTBC Control Center Monitor
Collin Leary, DRJTBC Employee
David Garloch, DRJTBC, Bridge Monitor
Jessica Balabanoff, DRJTBC Employee
Susan Lobb, DRJTBC Sgt. Delaware Water Gap
David Wiener, DRJTBC, Toll Cpl. Northern Region
Amy Martinelli, DRJTBC, Delaware Water Gap
Wanda Arbelo, DRJTBC, Toll Cpl. Portland-Columbia
David Atnion, DRJTBC, Cpl. Portland-Columbia

ROLL CALL

Joseph Resta, Executive Director, in his capacity as Secretary for this Meeting called the roll, and at the conclusion thereof, reported that there was a quorum present-there being four members present from the Commonwealth of Pennsylvania and four members present from the State of New Jersey.

WELCOMING REMARKS OF THE EXECUTIVE DIRECTOR

Executive Director Resta welcomed those persons whose identities are set forth hereinabove under "Appearances".

INTRODUCE ANY COMMENTS FROM THE PUBLIC

Executive Director Resta addressed the meeting and said:

This is the portion of the meeting where I invite any comments on agenda items from the public. The Commission has instituted a new procedure for public comments. Speakers will be allowed one three-minute time frame to provide comment. There will be no repeat speakers and no yielding time to another speaker. Folks in person, if you don't mind, we are having audio issues in the room

DELAWARE RIVER JOINT TOLL BRIDGE COMMISSION
Meeting of December 23, 2024

today, so there is a silver laptop toward your end of the room. If you wouldn't mind, please step up, kind of stand in front of that and speak and then everybody on-line will be able to hear you .

EXECUTIVE DIRECTOR'S REPORT

Good morning, Commissioners. Today's agenda includes our year-end resolutions that prepare us to operate in 2025. The umbrella excess liability insurance renewal has been prepared for your consideration today for a policy that begins January 1st. The most impactful resolutions for consideration are in connection with the 2025 operating budget and 2025-2026 capital plan.

Commissioners and staff have been working for months on the budgets. We thank our Commissioners for their unpaid service and ask for their support for these resolutions today. As we look toward to 2025, we anticipate many changes. On January 13th, our last in-person cash collection will end, and tolls will be collected electronically at our Trenton-Morrisville, I-78, Easton-Phillipsburg and Delaware Water Gap Toll Bridges completing the soft conversion to AET. The Commission encourages cash customers to get E-Z Pass. It saves money, helps the environment and is safer and more convenient. The first hard conversion, which is building toll gantries and demolishing toll booths comes later, in 2025 at our New Hope-Lambertville Toll Bridge. And early next year the Commission will open walk-in E-Z Pass customer service centers at our I-78 and Delaware Water Gap locations to complement the center located here at Scudder Falls. The new year also brings the rehabilitation of the Uhlerstown-Frenchtown Toll Supported Bridge with resolutions for construction, construction management and construction inspection for your consideration and the completion of our facility in Morrisville adjacent to the toll bridge. Happy holidays, Commissioners. Safe travels to all. This concludes my comments for today.

I was remiss. We do have – any folks with comments on today's agenda, it's actually time for public comment for that. Folks that are commenting on things that are new business not on today's agenda, we will have another comment period a little bit later on in the meeting. So, folks with comment on today's agenda. Thank you. We will move onto the general items requiring Commission action.

APPROVAL OF MINUTES FOR COMMISSION MEETING NOVEMBER 25, 2024

R: 5069-12-24-ADM-01-12-24

Executive Director Resta addressed the meeting and requested the adoption of a Resolution approving the Minutes of the Commission Meeting held November 25, 2024.

At the conclusion of the review, Chairman Komjathy moved and Vice Chair Janvey seconded the adoption of the following Resolution:

"RESOLVED: by the Delaware River Joint Toll Bridge Commission at its Regular Meeting assembled this 23rd day of December 2024 that the Minutes of the Commission Meeting held on November 25, 2024, be adopted and the same hereby are approved."

Executive Director Resta reported that there were four affirmative votes from New Jersey, and four affirmative votes from Pennsylvania.

DELAWARE RIVER JOINT TOLL BRIDGE COMMISSION
Meeting of December 23, 2024

Executive Director Resta then invited any further questions on the Resolution. No further questions were presented, and the Resolution was unanimously adopted.

APPROVAL OF OPERATIONS REPORT-MONTH OF NOVEMBER 2024

R: 5070-12-24-ADM-02-12-24

Executive Director Resta addressed the meeting and asked if there were any questions on any of the reports contained in the “Operations Report”.

At the conclusion of the review, Vice Chair Janvey moved and Chairman Komjathy seconded the adoption of the following Resolution:

“**RESOLVED:** by the Delaware River Joint Toll Bridge Commission at its Regular Meeting assembled this 23rd Day of December 2024 that the Operations Report, which reflects Commission activity for the month of November 2024 is hereby approved.”

Executive Director Resta reported that there were four affirmative votes from New Jersey, and four affirmative votes from Pennsylvania.

Executive Director Resta then invited any further questions on the Resolution. No further questions were presented, and the Resolution was unanimously adopted.

APPROVAL OF THE 2025 OPERATING BUDGET

R: 5071-12-24-FIN-01-12-24

Executive Director Resta addressed the Meeting and asked the Commission Members, if, after their review, there were any questions.

At the conclusion of the review, Chairman Komjathy moved and Vice Chair Janvey seconded the adoption of the following Resolution:

Vice Chair Janvey addressed the meeting and said:

Second it. May I take a moment to thank Tracy and you especially for all the work that's gone into this. I know how much work the board members put in, but you way outdid us.

Executive Director Resta addressed the meeting and said:

Thank you. So, the resolution has been motioned and seconded. Commissioners in favor please indicate by saying yes.

“**RESOLVED,** that the Commission adopt the 2025 Operating Budget; and

“**WHEREAS,** the Final Draft of the 2025 Operating Budget was transmitted to the Commission Members prior to the conduct of this Meeting; and

DELAWARE RIVER JOINT TOLL BRIDGE COMMISSION
Meeting of December 23, 2024

“**WHEREAS**, the preparation of the Final Draft of the Operating Budget for 2025, as distributed to the Commission, was preceded by analysis of matters pertinent to such Budget; and

“**WHEREAS**, the Commission's Chairman, Aladar G. Komjathy, complied with the spirit, as well as the letter of the Commission's By-Laws, by appointing all of the Commission Members from both the State of New Jersey and the Commonwealth of Pennsylvania to serve as the Commission's 'Executive Committee' to review the 2025 Operating Budget; and

“**WHEREAS**, the Members of the Commission from the State of New Jersey, Yuki Moore Laurenti, Lori Ciesla, Michael B. Lavery and Chairman Aladar G. Komjathy along with the Members from the Commonwealth of Pennsylvania, Daniel H. Grace, John D. Christy, Daniella Young, Ismail A. Shahid and Vice Chairwoman Pamela Janvey, have met the responsibilities while functioning as the Commission's 'Executive Committee' and have thoroughly reviewed the aforementioned Final Draft of the 2025 Operating Budget supported by narrative details and schedules contained therein, and have satisfied themselves that such Budget as presented contains all pertinent ramifications associated with the operations of the Commission for calendar year 2025; and

“**WHEREAS**, such Members of the Commission, while functioning as the 'Executive Committee,' note and approve the 2025 Operating Budget in the amount of \$105,858,460 and in addition, state herein, for the public record, satisfaction that such Budget, in such amount is set forth in its entirety and supported in all respects, by the details which are attached to such Budget; and

“**NOW THEREFORE, BE IT RESOLVED**, by the Delaware River Joint Toll Bridge Commission, at its Regular Meeting assembled this 23rd day of December 2024, that it hereby approves the 2024 Operating Budget in the amount of \$105,858,460 and

“**AND BE IT FURTHER RESOLVED**, the arrangements detailed in the salary data supporting the 2025 Operating Budget, set forth by department the 2025 gross salaries previously approved by the Commission for each authorized employee, and provides the basis for the figures contained in the 2025 Operating Budget respectively entitled (a) ‘Regular Employee Salaries;’ (b) ‘Pension Contributions;’ (c) ‘FICA Contributions;’ (d) Regular Employee Health Care Benefits;’ and (e) ‘Life Insurance Benefits,’ and

“**AND BE IT FURTHER RESOLVED**, that the adoption of the 2025 Operating Budget additionally authorizes its implementation, on behalf of the Commission, by the Executive Director, Joseph J. Resta, and such implementation is to be applicable and effective commencing January 1, 2025; and

“**AND BE IT FURTHER RESOLVED**, that the Commission identifies the Operating Fund as the source of funds required for any and all disbursements occasioned as an outgrowth of execution of the authorities contained herein.”

Executive Director Resta reported that there were four affirmative votes from New Jersey, and four affirmative votes from Pennsylvania.

DELAWARE RIVER JOINT TOLL BRIDGE COMMISSION
Meeting of December 23, 2024

Executive Director Resta then invited any further questions on the Resolution. No further questions were presented, and the Resolution was unanimously adopted.

Chairman Komjathy addressed the meeting and said:

Joe, I would also like to echo what the vice chair just said, and I know that our staff worked very hard. There were some savings and some policy items that went ahead this year that saved the Commission some money and also reduced some of our costs, so greatly appreciate the time and effort that was put in to this by the staff, the Commissioners and our professionals to get us to this point.

Executive Director Resta addressed the meeting and said:

Thank you, Chairman

APPROVAL OF THE 2025-2026 CAPITAL PLAN

R:5072-12-24-FIN-02-12-24

Executive Director Resta addressed the Meeting and asked the Commission Members, if, after their review, there were any questions.

Vice Chair Janvey addressed the meeting and said:

So, moved. And, again, I would like to thank the staff and the engineering staff for everything they did to get this together.

Executive Director Resta addressed the meeting and said:

Thank you.

At the conclusion of the review, Vice Chair Janvey moved and Chairman Komjathy seconded the adoption of the following Resolution:

“RESOLVED: By the Delaware River Joint Toll Bridge Commission at its Regular Meeting assembled this 23rd Day of December 2024, hereby adopts the 2025-2026 Capital Plan in the aggregate amount of \$272,784,755, and

“RESOLVED: The General Reserve Fund and the 2019 Construction Fund are identified as the sources of funds required.”

Executive Director Resta reported that there were four affirmative votes from New Jersey, and four affirmative votes from Pennsylvania.

Executive Director Resta then invited any further questions on the Resolution. No further questions were presented, and the Resolution was unanimously adopted.

DELAWARE RIVER JOINT TOLL BRIDGE COMMISSION
Meeting of December 23, 2024

RENEWAL OF UMBRELLA/EXCESS LIABILITY INSURANCE POLICIES

R:5073-12-24-INS-01-12-24

Executive Director Resta addressed the Meeting and asked the Commission Members, if, after their review, there were any questions.

At the conclusion of the review, Commissioner Christy moved and Commissioner Laurenti seconded the adoption of the following Resolution:

“RESOLVED: By the Delaware River Joint Toll Bridge Commission at its Regular Meeting assembled this 23rd Day of December 2024, that the Commission authorizes the renewal of the Umbrella/Excess Liability insurance policies as recommended by Brown & Brown and discussed on December 18, 2024, for the term December 31, 2024, through December 31, 2025.

“RESOLVED: that the Commission authorizes the Executive Director to affect the renewal of the aforementioned Umbrella/Excess Liability insurance policies.”

Executive Director Resta reported that there were four affirmative votes from New Jersey, and four affirmative votes from Pennsylvania.

Executive Director Resta then invited any further questions on the Resolution. No further questions were presented, and the Resolution was unanimously adopted.

ELECTRONIC TOLL COLLECTION/TOLLING TASK ORDER CONSULTANT AGREEMENT, CONTRACT C-770A

R: 5074-12-24-ENG-01-12-24

Executive Director Resta addressed the Meeting and asked the Commission Members, if, after their review, there were any questions.

At the conclusion of the review, Commissioner Lavery moved and Commissioner Shahid seconded the adoption of the following Resolution:

“RESOLVED: By the Delaware River Joint Toll Bridge Commission at its Regular Meeting assembled this 23rd Day of December 2024, that the Commission extend the term of Contract No. C-770A, Electronic Toll Collection/Tolling Task Order Consultant Agreement, to Rummel, Klepper & Kahl, LLP (RK&K) of King of Prussia, PA from January 6, 2025, to January 6, 2027 and increase the not-to-exceed value by \$500,000.00 to \$1,250,000.00; and

“RESOLVED: Identify the General Reserve Fund as the source of funds required for payment of any invoices.

“RESOLVED: The Executive Director is hereby authorized to approve and execute all necessary consultant agreement modifications on behalf of the Commission.”

DELAWARE RIVER JOINT TOLL BRIDGE COMMISSION
Meeting of December 23, 2024

Executive Director Resta reported that there were four affirmative votes from New Jersey, and four affirmative votes from Pennsylvania.

Executive Director Resta then invited any further questions on the Resolution. No further questions were presented, and the Resolution was unanimously adopted.

FACILITIES TASK ORDER CONSULTANT AGREEMENT, CONTRACT NO. C-803A-AWARD OF CONTRACT

R: 5075-12-24-ENG-02-12-24

Executive Director Resta addressed the Meeting and asked the Commission Members, if, after their review, there were any questions.

At the conclusion of the review, Vice Chair Janvey moved and Commissioner Ciesla seconded the adoption of the following Resolution:

“RESOLVED: By the Delaware River Joint Toll Bridge Commission at its Regular Meeting assembled this 23rd Day of December 2024, that the Commission award Contract No. C-803A, Facilities Task Order Agreement, to French & Parrello Associates (FPA) of Wall, New Jersey, for a twenty-four (24) month period with a Commission option to extend the period up to an additional 12 months for an amount not-to-exceed \$1,000,000.00 and identify the General Reserve Fund as the source of funds required for payment of any invoices.

“RESOLVED: Identify the General Reserve Fund as the source of funds required for payment of any invoices; and

“RESOLVED: The Executive Director is hereby authorized to approve and execute all necessary contracts on behalf of the DRJTBC.”

Executive Director Resta reported that there were four affirmative votes from New Jersey, and four affirmative votes from Pennsylvania.

Executive Director Resta then invited any further questions on the Resolution. No further questions were presented, and the Resolution was unanimously adopted.

CONSTRUCTION MANAGEMENT/ INSPECTION SERVICES FOR UHLERSTOWN-FRENCHTOWN TOLL-SUPPORTED BRIDGE REHABILITATION, CONTRACT CM-642A-AWARD OF CONTRACT

R: 5076-12-24-ENG-03-12-24

Executive Director Resta addressed the Meeting and asked the Commission Members, if, after their review, there were any questions.

At the conclusion of the review, Chairman Komjathy moved and Commissioner Christy seconded the adoption of the following Resolution:

DELAWARE RIVER JOINT TOLL BRIDGE COMMISSION
Meeting of December 23, 2024

“RESOLVED: By the Delaware River Joint Toll Bridge Commission at its Regular Meeting assembled this 23rd day of December 2024, that the Commission award Contract No. CM-642A, Construction Management/Inspection Services for the Uhlerstown-Frenchtown Toll- Supported Bridge Rehabilitation Project to Urban Engineers, Inc. of Cherry Hill, NJ for a not-to-exceed amount of \$1,587,138.62; and

“RESOLVED: Identify the General Reserve Fund as the source of funds required for payment of any invoices; and

“RESOLVED: The Executive Director is hereby authorized to approve and execute all necessary contracts on behalf of the DRJTBC.”

Executive Director Resta reported that there were four affirmative votes from New Jersey, and four affirmative votes from Pennsylvania.

Executive Director Resta then invited any further questions on the Resolution. No further questions were presented, and the Resolution was unanimously adopted.

**UHLERSTOWN-FRENCHTOWN TOLL-SUPPORTED BRIDGE REHABILITATION,
CONSTRUCTION CONTRACT TS-642A-AWARD OF CONTRACT**

R: 5077-12-24-ENG-04-12-24

Executive Director Resta addressed the Meeting and asked the Commission Members, if, after their review, there were any questions.

At the conclusion of the review, Commissioner Lavery moved and Commissioner Shahid seconded the adoption of the following Resolution:

“RESOLVED: By the Delaware River Joint Toll Bridge Commission at its Regular Meeting assembled this 23rd Day of December 2024, that the Commission award Contract No. TS-642A, Uhlerstown-Frenchtown Toll-Supported Bridge Rehabilitation, to Anselmi & DeCicco, Inc. of Maplewood, NJ for a not-to-exceed amount of \$22,216,237.00.

“RESOLVED: Identify the General Reserve Fund as the source of funds required for payment of any invoices; and

“RESOLVED: The Executive Director is hereby authorized to approve and execute all necessary contracts on behalf of the DRJTBC.”

Executive Director Resta reported that there were four affirmative votes from New Jersey, and four affirmative votes from Pennsylvania.

Executive Director Resta then invited any further questions on the Resolution. No further questions were presented, and the Resolution was unanimously adopted.

DELAWARE RIVER JOINT TOLL BRIDGE COMMISSION
Meeting of December 23, 2024

APPROVAL OF RETIREMENT BENEFITS, DIANE YAMROCK, TOLL COLLECTOR

R: 5078-12-24-PER-01-12-24

Executive Director Resta addressed the Meeting and asked the Commission Members, if, after their review, there were any questions.

At the conclusion of the review, Commissioner Laurenti moved and Commissioner Christy seconded the adoption of the following Resolution:

“RESOLVED: By the Delaware River Joint Toll Bridge Commission at its Regular Meeting assembled this 23rd Day of December 2024, that subject to applicable practices and procedures, the Commission approves the provision of retirement benefits for Diane Yamrock, who is to retire on January 31, 2024.”

Executive Director Resta reported that there were four affirmative votes from New Jersey, and four affirmative votes from Pennsylvania.

Executive Director Resta then invited any further questions on the Resolution. No further questions were presented, and the Resolution was unanimously adopted.

APPROVAL OF RETIREMENT BENEFITS, KEITH KELLY, TOLL BRIDGE CORPORAL

R: 5079-12-24-PER-02-12-24

Executive Director Resta addressed the Meeting and asked the Commission Members, if, after their review, there were any questions.

Vice Chair Janvey addressed the meeting and said:

As somebody who worked many years with Mr. Kelly, I really hate to see him go, but he has put in his time for sure. He's been here since he was a kid basically. And I'm going to miss him. So, moved.

Executive Director Resta addressed the meeting and said:

Thank you.

At the conclusion of the review, Vice Chair Janvey moved and Commissioner Laurenti seconded the adoption of the following Resolution:

“RESOLVED: By the Delaware River Joint Toll Bridge Commission at its Regular Meeting assembled this 23rd Day of December 2024, that subject to applicable practices and procedures, the Commission approves the provision of retirement benefits to Keith Kelly, who is to retire on January 24, 2025.”

DELAWARE RIVER JOINT TOLL BRIDGE COMMISSION
Meeting of December 23, 2024

Executive Director Resta reported that there were four affirmative votes from New Jersey, and four affirmative votes from Pennsylvania.

Executive Director Resta then invited any further questions on the Resolution. No further questions were presented, and the Resolution was unanimously adopted.

APPROVAL OF RETIREMENT BENEFITS, HARRY E. WYANT, TOLL-SUPPORTED BRIDGE MONITOR I

R: 5080-12-24-PER-03-12-24

Executive Director Resta addressed the Meeting and asked the Commission Members, if, after their review, there were any questions.

At the conclusion of the review, Commissioner Ciesla moved and Commissioner Christy seconded the adoption of the following Resolution:

“RESOLVED: By the Delaware River Joint Toll Bridge Commission at its Regular Meeting assembled this 23rd Day of December 2024, that subject to applicable practices and procedures, the Commission approves the provision of retirement benefits to Harry E. Wyant, who is to retire on February 26, 2025.”

Executive Director Resta reported that there were four affirmative votes from New Jersey, and four affirmative votes from Pennsylvania.

Executive Director Resta then invited any further questions on the Resolution. No further questions were presented, and the Resolution was unanimously adopted.

Executive Director Resta addressed the meeting and said:

In keeping with past practice, we will recite all of our ratification of legal invoices in one resolution in one resolution or one motion and then do a voice vote for all four.

APPROVAL FOR PAYMENT OF INVOICES, CHIESA, SHAHINIAN & GIANTOMASI, NJ LABOR COUNSEL

R: 5081-11-24-ACCT-01-12-24

Executive Director Resta addressed the Meeting and asked the Commission Members, if, after their review, there were any questions.

At the conclusion of the review, Vice Chair Janvey moved and Chairman Komjathy seconded the adoption of the following Resolution:

“RESOLVED: By the Delaware River Joint Toll Bridge Commission at its Regular Meeting assembled this 23rd Day of December 2024, authorizes payment of invoices #625978, and

DELAWARE RIVER JOINT TOLL BRIDGE COMMISSION
Meeting of December 23, 2024

#625977, in the total amount due of \$ 6,954.60 for professional services rendered by Chiesa, Shahinian & Giantomasi, New Jersey Labor Counsel.

“RESOLVED: Identifying the Operating Fund as the source of funds required for any and all disbursements.”

Executive Director Resta reported that there were four affirmative votes from New Jersey, and four affirmative votes from Pennsylvania.

Executive Director Resta then invited any further questions on the Resolution. No further questions were presented, and the Resolution was unanimously adopted.

APPROVE PAYMENT OF INVOICES, ARCHER LAW, PA GENERAL COUNSEL

R: 5082-12-24-ACCT-02-12-24

Executive Director Resta addressed the Meeting and asked the Commission Members, if, after their review, there were any questions.

At the conclusion of the review, Vice Chair Janvey moved and Chairman Komjathy seconded the adoption of the following Resolution:

“RESOLVED: By the Delaware River Joint Toll Bridge Commission at its Regular Meeting assembled this 23rd Day of December 2024, authorizes payment of invoices #4340442, #4340441, #4340440, #4340439, #4340438, #4340436 and #4340437 in the total amount of \$18,735.59 for Professional Services Rendered; and

“RESOLVED: Identifying the Operating Fund as the source of funds required for any and all disbursements.”

Executive Director Resta reported that there were four affirmative votes from New Jersey, and four affirmative votes from Pennsylvania.

Executive Director Resta then invited any further questions on the Resolution. No further questions were presented, and the Resolution was unanimously adopted.

APPROVE PAYMENT OF INVOICES, STRADLEY RONON, PA LABOR COUNSEL

R: 5083-12-24-ACCT-03-12-24

Executive Director Resta addressed the Meeting and asked the Commission Members, if, after their review, there were any questions.

At the conclusion of the review, Vice Chair Janvey moved and Chairman Komjathy seconded the adoption of the following Resolution:

DELAWARE RIVER JOINT TOLL BRIDGE COMMISSION
Meeting of December 23, 2024

“RESOLVED: By the Delaware River Joint Toll Bridge Commission at its Regular Meeting assembled this 23rd Day of December 2024, authorizes payment of invoice #24112441 in the total amount of \$4,225.00; and

“RESOLVED: Identifying the Operating Fund as the source of funds required for any and all disbursements.”

Executive Director Resta reported that there were four affirmative votes from New Jersey, and four affirmative votes from Pennsylvania.

Executive Director Resta then invited any further questions on the Resolution. No further questions were presented, and the Resolution was unanimously adopted.

APPROVE PAYMENT OF INVOICES, FLORIO, PERRUCCI, STEINHARDT AND CAPPELLI, NJ GENERAL COUNSEL

R: 5084-12-24-ACCT-04-12-24

Executive Director Resta addressed the Meeting and asked the Commission Members, if, after their review, there were any questions.

At the conclusion of the review, Vice Chair Janvey moved and Chairman Komjathy seconded the adoption of the following Resolution

“RESOLVED: By the Delaware River Joint Toll Bridge Commission at its Regular Meeting assembled this 23rd Day of December 2024, authorizes payment of invoice #639162 in the total amount due of \$925.00; and

“RESOLVED: Identifying the Operating Fund as the source of funds required for any and all disbursements.”

Executive Director Resta reported that there were four affirmative votes from New Jersey, and four affirmative votes from Pennsylvania.

Executive Director Resta then invited any further questions on the Resolution. No further questions were presented, and the Resolution was unanimously adopted.

INVITE ANY COMMENTS FROM THE PUBLIC

Executive Director Resta addressed the meeting and said:

We will move onto the part of the meeting where we allow for new business comments. So, we will do the in-person guests first and we'll go through the on-line folks second. So first up is Mr. Denis Stites from our control center. Mr. Stites, can you please come up to the laptop, please.

DELAWARE RIVER JOINT TOLL BRIDGE COMMISSION
Meeting of December 23, 2024

Denis Stites, DRJTBC Control Center Monitor addressed the meeting and said:

Good morning, Commissioners. We're just here to voice our concern about the proposed new schedule for next year that will require us to work rotating shifts of nights and days. Right now, in the control center we work a standard what's called a Pitman schedule which is two days on and two days off work every other weekend. We work day shift. We have people who work day shift consistently and night shift consistently and the proposal is to have all employees work on a rotating shift of either one day of – one week of days and one week of nights or two weeks of days, two weeks of nights. There are employees here who have childcare issues, medical issues. I myself have high blood pressure. It will be a big impact on our health and well-being if we were to be required to work a rotating schedule of days and nights going forward. And that's the end of my comment.

Executive Director Resta addressed the meeting and said:

Thank you for your comment. Ariel Leon, control center.

Ariel Leon, DRJTBC Control Center Monitor addressed the meeting and said:

The same thing that he just said.

Executive Director Resta addressed the meeting and said:

Ok, Same comments as Mr. Stites. George Gacser?

George Gacser, DRJTBC Bridge Monitor addressed the meeting and said:

Good morning, Chairman Komjathy, Commissioners and Mr. Resta. My name is George Gacser. I'm a bridge monitor one at the New Hope-Lambertville Toll-Supported Bridge. Proud to be with the Commission for over three years now. During those three years, I worked every assigned shift reporting on time calling out sick maybe twice. I'm a retired Veteran, member of our armed forces. Prior to employment with the Commission, I was director of security for Pepco Holdings, Inc., a major electric utility serving our Nation's Capital in four states responsible for employees, critical infrastructure and the protection of facilities and assets. I guess my question today is related to the Coleman study or report. What is the current status of that? Meetings were held last week or two weeks ago announcing significant changes to employee benefits and work schedules, reduction in holidays or actually removal of holidays, days off, getting paid out for them, as well as reduction in carry-over vacation time, currently 40 hours reduced down to 24 hours from year to year. And I ask the Commission or members assembled what is the current status of that and has the Commission voted on that? It is not on the agenda.

Executive Director Resta addressed the meeting and said:

It is not on the agenda. We briefed Commissioners last week. It is not an agenda item. It is basically an administrative function of the Commission which is my responsibility as the Executive

DELAWARE RIVER JOINT TOLL BRIDGE COMMISSION
Meeting of December 23, 2024

Director. And the planning is for it to go in force in February and it is the schedule A, as selected by the employees.

George Gacser, DRJTBC Bridge Monitor addressed the meeting and said:

Well, thank you for that update on the status. Appreciate it.

Executive Director Resta addressed the meeting and said:

Kevin Raike, Control Center.

Kevin Raike, DRJTBC Control Center Monitor addressed the meeting and said:

Good morning, members of the Commission. Thank you for allowing me the opportunity to share my concerns regarding the newly proposed rotating schedule that involves switching shifts on a weekly basis. When I first started at the Commission over 20 years ago, we were on a rotation schedule that shifted every 28 days. During that time, my health deteriorated significantly. I was diagnosed with several serious health issues and my doctors' expressed concerns about the long-term impact on my overall well-being. I also gained significant amount of weight which added to the challenges I was facing. They warned me that if I didn't regain control of my health, my life expectancy would be severely impacted. The turning point came when I transitioned to a permanent day shift. The stability allowed me to focus on my health, work closely with my doctors and make critical changes. As a result, I was able to improve my overall health, achieve a healthier weight and make significant progress in maintaining my well-being. Now, after consulting with several of my doctors, they have expressed serious concerns about the impact of this newly rotating schedule will have on my health. Their fears and mine are rooted in evidence that disruptions to circadian rhythms caused by frequent schedule changes can lead to numerous health issues, including metabolic disorders, cardiovascular problems, sleep disturbances and mental health compliance. To me personally, this shift will likely interfere with my ability to attend medical appointments and maintain a constant medical schedule, both of which were vital in my recovery. I look forward to working hard to maintain my health and I am deeply concerned with these issues in years to come. I urge the Commission to carefully consider these facts and potential consequences this could have, not only leading to the health and productivity of the entire work force. The changing of scheduling isn't just a matter of convenience. It's a matter of public safety. Thank you for taking the time to hear my perspective in considering the well-being of the Delaware River Joint Toll Bridge Commission.

Executive Director Resta addressed the meeting and said:

Thank you for your comments. Okay. We'll move onto our on Teams folks. There are a lot of phone numbers, so I will actually go through. Let me see if I can recognize names first and then we'll go through the names first and then the phone numbers. Commissioner Ciesla, do you have a question?

DELAWARE RIVER JOINT TOLL BRIDGE COMMISSION
Meeting of December 23, 2024

Commissioner Ciesla addressed the meeting and said:

I just wanted to make a statement really quick. I just want to let you know, I appreciate the efforts of our staff in dealing with our staffing issues and the work that the consultants did. However, I have been approached by several dozen of our employees about their concerns and I do share them.

Executive Director Resta addressed the meeting and said:

I'm sorry. You went out for a second, Commissioner. Can you repeat the last statements?

Commissioner Ciesla addressed the meeting and said:

I'm just going to reach out to our attorneys and our governor's office on some of the potential concerns that I also have. I just want to let you know that. Thank you.

Executive Director Resta addressed the meeting and said:

The dozens of comments that you have gotten from employees, they should be forwarded to the executive office.

Commissioner Ciesla addressed the meeting and said:

Sure, okay.

Executive Director Resta addressed the meeting and said:

Thank you. There is a Bill C., on teams, do you wish to make a comment? Bob Beinfield, do you wish to make comment? A Collin? Collin, can you spell your last name and town of residence for us?

Collin Leary, DRJTBC Employee addressed the meeting and said:

L-e-a-r-y. And I live in Hopewell, New Jersey.

Executive Director Resta addressed the meeting and said:

Go ahead, sir.

Collin Leary, DRJTBC Employee addressed the meeting and said:

I just wanted to say talking about the schedule, that I agree with what my colleagues have said. I feel like we were -- they wanted our input on what was going on and we filled that out in the first survey and I feel like our input didn't matter to them and that's all I have to say about that. Thank you.

DELAWARE RIVER JOINT TOLL BRIDGE COMMISSION
Meeting of December 23, 2024

Executive Director Resta addressed the meeting and said:

Thank you for your comment. Dave Garloch?

Dave Garloch, DRJTBC Employee addressed the meeting and said:

Yes. Dave Garloch, Port Jervis, New York, Milford Montague Bridge. Bridge monitor. Just new to your organization. The only thing I would add to everybody else is the concern on the personnel Circadian rhythm with the alternating schedules so closely, perhaps maybe, you know, some more insight in to long-term health effects, you know, might be prudent, but that's all I have to say.

Executive Director Resta addressed the meeting and said:

Thank you. Jessica Balabanoff?

Jessica Balabanoff, DRJTBC Employee addressed the meeting and said:

Hello. Jessica Balabanoff. I'm in Hawley, PA and I work at the Milford Bridge.

Executive Director Resta addressed the meeting and said:

Do you have a comment for today?

Jessica Balabanoff, DRJTBC Employee addressed the meeting and said:

I do. I concur with all the other folks and their concerns. I know that I had worked on the overnight shift for a couple years and it did not benefit me whatsoever going back and forth. I don't know if it fits into life. I do appreciate working at the Commission very much so, but going forward, I think I will have to take into consideration if long term is going to work for me and go from there. It just seems like quite a disturbance and that's all I have to say. Happy holidays.

Executive Director Resta addressed the meeting and said:

Thank you. Thank you for your comments. There is a JF. Do you wish to make comment? Josh Henson? Kevin Clark? Larry? Mark Leary? Mark Dolton? Michael Tampier? Susan Lobb.

Susan Lobb, DRJTBC Employee addressed the meeting and said:

Hello, Mr. Resta. Susan Lobb here. I am a 35-year employee with the Bridge Commission. I am sergeant at the Delaware Water Gap. I would just like to make a couple comments agreeing with what the control center employees as well as the other coworkers have said about our schedules. I am a short timer. I will be retiring this year, but for the people that have many years to go, this schedule is tough. I have a mother with Alzheimer's, and I am the only care giver, so I gave up two day shifts in order to be able to care for her. I'm sure there are plenty of other people that work here that like their full-time schedule instead of having the shift work again. I've gone through

DELAWARE RIVER JOINT TOLL BRIDGE COMMISSION
Meeting of December 23, 2024

a lot of things over the 35 years. And for the most part, I have enjoyed working with the Commission and being able to call it my career, but I feel that for the people that I'll be leaving behind will not have as good a benefit as I've had with shift work. We worked a long time to get seniority and that seniority seems to be taken away from us. That's one of the perks of it, as we work here to get that seniority and be able to pick a day shift or 3:00 to 11:00 or if we enjoy the midnights. So, I just wanted to put in my two cents as how I feel with the schedules, and I thank you for considering them. Thank you.

Executive Director Resta addressed the meeting and said:

Thank you. I have some phone numbers that I will go through. (551) 666-8989, do you wish to make comment? (570) 216-1580, do you wish to make comment?

David Wiener, DRJTBC Employee addressed the meeting and said:

Yes. My name is David Wiener, toll corporal, Northern Region.

Executive Director Resta addressed the meeting and said:

Can you spell your last name? Mr. Wiener, can you spell your last name and town of residence?

David Wiener, DRJTBC Employee addressed the meeting and said:

It's W-i-e-n-e-r. I live in Tobyhanna, Pennsylvania.

Executive Director Resta addressed the meeting and said:

Go ahead, sir.

David Wiener, DRJTBC Employee addressed the meeting and said:

Yes. I've worked for the Commission for about 12 years now. It's been a wonderful job. When we went over from rotating shifts, I choose midnights at the time. I worked midnights for almost ten years. I got day shift this last past year. I've been on it for six months and my health has improved. I have diabetes, which is nobody's fault but my own, and I just feel that now I have seniority we are going to go to these rotating shifts. You know, as it is four 12-hour shifts in a row is going to be pretty tough. I travel 45 minutes each way to work and, again, I could live closer, but this is where I live. And that is adding another hour each way, so then 12-hour shifts become 14 hours with travel time. And I just feel that, you know, it's going to be tough. Thank you very much for your time and happy holidays.

Executive Director Resta addressed the meeting and said:

Thank you. Thank you for your comment. (570) 269-7141?

DELAWARE RIVER JOINT TOLL BRIDGE COMMISSION
Meeting of December 23, 2024

Amy Martinelli, DRJTBC Employee addressed the meeting and said:

Amy Martinelli.

Executive Director Resta addressed the meeting and said:

Can you spell your last name and town of residence?

Amy Martinelli, DRJTBC Employee addressed the meeting and said:

Yes. M-a-r-t-i-n-e-l-l-i. East Stroudsburg. Northern region, Delaware Water Gap. Back in 2016, we went to permanent shifts because they said it was better for our health and well-being and now, they want to shift us back to rotating shifts which is pretty bad on our health, so I think we should be able to stay on a permanent shift somehow so that constitutes like -- helps with our health and everything. That's' it, Thank you. Happy holidays.

Executive Director Resta addressed the meeting and said:

Thank you very much.

Amy Martinelli, DRJTBC Employee addressed the meeting and said:

Happy holidays.

Executive Director Resta addressed the meeting and said:

Happy holidays. (570) 807-2253?

Wanda Arbelo , DRJTBC Employee addressed the meeting and said:

Wanda Arbelo, corporal from Portland Bridge.

Executive Director Resta addressed the meeting and said:

Ms. Arbelo, can you spell your last name and town of residence?

Wanda Arbelo , DRJTBC Employee addressed the meeting and said:

A-r-b-e-l-o. I'm in Monroe County, Stroudsburg, Pennsylvania.

Executive Director Resta addressed the meeting and said:

Go ahead.

DELAWARE RIVER JOINT TOLL BRIDGE COMMISSION
Meeting of December 23, 2024

Wanda Arbelo , DRJTBC Employee addressed the meeting and said:

So happy holidays. I have a few concerns. The schedules that were brought up to us as far as with Coleman corporation, they were different ones and the one they chose I felt was really detrimental to our health being swing shift, you know, day, night, night-shift day-shift is really a lot to get accustomed to. I worked as a police officer in New York. I always worked night shift. I started with the Bridge Commission in October 2016 part time and full time in 2017 and a corporal in 2018. I've been night shift then this whole time for eight years and, honestly, even with the six days on and two days off I'm exhausted. As a police officer, I worked a lot of hours. Five days a week, 70 hours minimum and I feel like I am way more exhausted now than before. Now, as far as the new shift, I thought 12-hour shifts were reasonable, but the way they started it, it's really not healthy, I feel, in my opinion, at all. And, also, just me being night shift with no room for movement at all to a day shift or any kind of normalcy, I have – you know, it's really exhausting I have to say. Also, the fact that they took a lot of our benefit days off as far as the holidays and less days we could carry over on vacation, I honestly don't personally carry much over because of the six nights a week. It's a lot. I see more of the job than I see of my family and my children and my husband, but if they were to change the schedule, I think it should be a little more realistic. And that's all I got. And thank you so much and have a great holiday.

Executive Director Resta addressed the meeting and said:

Thank you. (610) 334-0229? (610) 721-7219? (908) 329-7276? (973) 600-7043? (973) 896-7719?

David Atnion , DRJTBC Employee addressed the meeting and said:

Yes. This is Corporal Atnion from Portland-Columbia Toll Bridge.

Executive Director Resta addressed the meeting and said:

Thank you. Can you spell your last name and town of residence, please?

David Atnion , DRJTBC employee addressed the meeting and said:

A-t-n-i-o-n. Stillwater, New Jersey. David. When you guys -- when they did the consultant, they never once had anything to do with swing shifts and the morale of the place, I feel, has gone down very bad. There is no comradery or nothing. And our health is going to go right down the toilet. That's all. Thank you. Happy holidays.

Executive Director Resta addressed the meeting and said:

Thank you. Our new business comment period is over.

DELAWARE RIVER JOINT TOLL BRIDGE COMMISSION
Meeting of December 23, 2024

SCHEDULING OF THE JANUARY 27, 2025, MEETING

Executive Director Resta addressed the Meeting and stated that the Commission's next meeting is scheduled to be held Monday, January 27, 2025.


This meeting will be called to Order at 10:30 a.m. at the Scudder Falls Administration Building, 1199 Woodside Road, Yardley, PA 19067.

Executive Director Resta assured the Commission Members that an "Official Notice of Meeting" would be forwarded to each and every Member of the Commission.

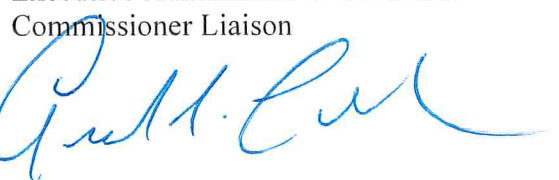
ADJOURNMENT

Chairman Komjathy then moved that the Meeting be adjourned, and Vice Chair Janvey seconded. The voice vote was unanimously affirmative, and the Meeting was adjourned at 11:13 a.m., Monday, December 23, 2024.

Prepared and submitted by:


HEATHER L. MCCONNELL
Executive Administrative Generalist/
Commissioner Liaison

Attested by:


ARNOLD J. CONOLINE
Assistant Secretary/Treasurer

Approved by:


JOSEPH J. RESTA
Executive Director

DELAWARE RIVER JOINT TOLL BRIDGE COMMISSION

Meeting of December 23, 2024

FINANCE

The following Pages reflect the reports on those items assigned to the Finance Department. Each item is reported separately and page numbered accordingly.

DELAWARE RIVER JOINT TOLL BRIDGE COMMISSION

Meeting of December 23, 2024

SUBJECT	DESCRIPTION	PAGE NUMBER
Accounting	Status of Cash Balances at November 30, 2024	1
Accounting	Status of Bond Retirement at November 30, 2024	2
Accounting	Status of Investments at November 30, 2024	3-7
Accounting	Status of Toll Traffic and Revenue & Toll Supported Traffic Month of November 2024 Compared with Month of November 2023	8-23
Accounting	Statistical Summary of Expenditures on Toll Bridges and Toll Supported Bridges Accounts for the Period November 1, 2024, through November 30, 2024	24-32
Accounting	Statement of Revenue and Expenses: Eleven Months Period ending November 30, 2024	33

DELAWARE RIVER JOINT TOLL BRIDGE COMMISSION

Meeting of December 23, 2024

There follows Cash Balances of the Commission at November 30, 2024 for the information and review of the Members:

COMMISSION CASH DEPOSITS

Wells Fargo Bank, N. A.

Revenue Fund	7,241,277
Payroll Fund	59,405
Insurance Clearing Account	750,000
TOTAL	\$ 8,050,682

CASH DEPOSIT GUARANTEES

Wells Fargo Bank PA ACT 72 FULL BALANCE

DELAWARE RIVER JOINT TOLL BRIDGE COMMISSION

Meeting of December 23, 2024

STATUS OF BRIDGE REVENUE BONDS AT November 30, 2024

Maturity	SERIES 2015			SERIES 2017			SERIES 2019A			SERIES 2019B			Total	
	Yield	Principal Amount	Maturities & Calls	Yield	Principal Amount	Maturities & Calls	Yield	Principal Amount	Maturities & Calls	Yield	Principal Amount	Maturities & Calls	Average Yield	Remaining Outstanding
7/1/2019	0	2,410,000	2,410,000											
7/1/2020	1.62%	2,540,000	2,540,000	1.00%	945,000	945,000	1.17%	505,000	505,000	1.17%	6,015,000	6,015,000		-
7/1/2021	1.86%	2,540,000	2,540,000	1.00%	875,000	875,000	1.20%	435,000	435,000	1.20%	5,945,000	5,945,000		-
7/1/2022	2.10%	2,695,000	2,695,000	1.81%	1,740,000	1,740,000	1.23%	455,000	455,000	1.23%	6,255,000	6,255,000		-
7/1/2022							0.00%							-
7/1/2023	2.34%	2,795,000	2,795,000	2.03%	1,865,000	1,865,000	1.25%	480,000	480,000	1.25%	6,565,000	6,565,000		-
7/1/2024	2.43%	2,935,000	2,935,000	2.31%	1,970,000	1,970,000	1.31%	8,015,000	8,015,000	1.31%	6,830,000	6,830,000		-
7/1/2025	2.55%	3,015,000		2.52%	1,070,000		1.40%	8,170,000		1.40%	7,195,000		1.64%	19,450,000
7/1/2026	2.73%	3,180,000					1.49%	8,585,000		1.49%	7,515,000		1.69%	19,280,000
7/1/2026														-
7/1/2027	3.10%	4,540,000		2.80%	20,000		1.59%	5,800,000		1.59%	7,880,000		1.97%	18,240,000
7/1/2027														-
7/1/2028	3.28%	3,380,000		2.95%	35,000		1.69%	9,410,000		1.69%	8,300,000		1.95%	21,125,000
7/1/2029	3.04%	3,480,000	3,480,000	3.08%	8,380,000		1.77%	3,725,000		1.77%	8,670,000		2.30%	20,775,000
7/1/2030	3.10%	3,670,000	3,670,000	3.19%	8,845,000		1.85%	3,930,000		1.85%	9,045,000		2.39%	21,820,000
7/1/2031	3.14%	3,785,000	3,785,000	3.27%	10,765,000		1.91%	4,055,000		1.91%	9,520,000		2.51%	24,340,000
7/1/2032	3.55%	545,000		3.35%	14,735,000		1.97%	725,000		1.97%	9,995,000		2.79%	26,000,000
7/1/2033	3.56%	10,595,000		3.41%	15,715,000		2.09%	760,000					3.43%	27,070,000
7/1/2034	3.60%	11,020,000		3.47%	16,500,000		2.16%	800,000					3.48%	28,320,000
7/1/2035	3.64%	11,460,000		3.52%	17,325,000		2.21%	835,000					3.53%	29,620,000
7/1/2036	3.73%	11,920,000		3.56%	18,190,000		2.25%	880,000					3.59%	30,990,000
7/1/2037		N/A		3.59%	22,015,000		2.29%	925,000					3.54%	22,940,000
7/1/2038		N/A		3.64%	23,115,000		2.32%	970,000					3.59%	24,085,000
7/1/2039		N/A		3.64%	24,270,000		2.35%	1,020,000					3.59%	25,290,000
7/1/2040		N/A		3.64%	25,485,000		2.50%	1,070,000					3.59%	26,555,000
7/1/2041		N/A		3.64%	26,760,000		2.50%	1,125,000					3.59%	27,885,000
7/1/2042		N/A		3.64%	28,100,000		2.50%	1,180,000					3.59%	29,280,000
7/1/2043		N/A		3.69%	15,930,000		2.50%	1,240,000					3.60%	17,170,000
7/1/2043		N/A		4.04%	13,575,000								4.04%	13,575,000
7/1/2044		N/A		3.69%	16,590,000		2.50%	1,300,000					3.60%	17,890,000
7/1/2044		N/A		4.04%	14,255,000								4.04%	14,255,000
7/1/2045		N/A		3.69%	17,275,000		3.04%	1,365,000					3.64%	18,640,000
7/1/2045		N/A		4.04%	14,965,000								4.04%	14,965,000
7/1/2046		N/A		3.69%	17,990,000		3.04%	1,405,000					3.64%	19,395,000
7/1/2046		N/A		4.04%	15,715,000								4.04%	15,715,000
7/1/2047		N/A		3.69%	18,745,000		3.04%	1,450,000					3.64%	20,195,000
7/1/2047		N/A		4.04%	16,490,000								4.04%	16,490,000
7/1/2048							3.04%	1,490,000					3.04%	1,490,000
7/1/2049							3.04%	1,535,000					3.04%	1,535,000
		\$ 86,505,000	\$ 26,850,000		\$ 430,250,000	\$ 7,395,000		\$ 73,640,000	\$ 9,890,000		\$ 99,730,000	\$ 31,610,000		\$ 614,380,000

Footnote: Series 2012A Bonds were Called on October 17, 2022.



**Delaware River
Joint Toll Bridge
Commission**

DRJTBC

**Delaware River Joint TBC
Purchases Report
Sorted by Fund - Maturity Date
November 1, 2024 - November 30, 2024**

CUSIP	Investment #	Fund	Sec. Type	Original Par Value	Payment Periods	Principal Purchased	Accrued Interest at Purchase	Rate at Purchase	Maturity Date	YTM	Ending Book Value
-------	--------------	------	-----------	--------------------	-----------------	---------------------	------------------------------	------------------	---------------	-----	-------------------

No Activity



**Delaware River Joint TBC
Investment Classification
Sorted by Fund - Maturity Date
November 30, 2024**

DRJTBC

CUSIP	Investment #	Fund	Issuer	Investment Class	Par Value	YTM	Maturity Date	Market Price	Market Date	Market Value	Book Value	Reported Value
Debt Service Fund												
38145C752	10113	01DSF	Goldman Sachs Ila Fed Port	Amort	17,349.26	3.700		100.000	11/30/2024	17,349.26	17,349.26	17,349.26
Subtotal					17,349.26	3.700				17,349.26	17,349.26	17,349.26
General Reserve Fund												
38145C752	10115	01GRF	Goldman Sachs Ila Fed Port	Amort	0.00			100.000	11/30/2024	0.00	0.00	0.00
PAINVEST	10050	01GRF	PA Invest	Amort	0.00			100.000	11/30/2024	0.00	0.00	0.00
PAINVEST	10462	01GRF	PA Invest	Amort	39,633,548.53	4.676		100.000	11/30/2024	39,633,548.53	39,633,548.53	39,633,548.53
63763PMC0	11109	01GRF	National Securities Clearing	Fair	3,000,000.00	5.341	12/12/2024	99.830	11/30/2024	2,994,912.00	2,995,325.00	2,994,912.00
31849HN73	11115	01GRF	First Abu Dhabi Bank P.J.S.C	Fair	3,000,000.00	5.542	01/07/2025	99.495	11/30/2024	2,984,856.00	2,983,720.00	2,984,856.00
64952WEK5	10926	01GRF	New York Life Global	Fair	1,000,000.00	1.486	01/14/2025	99.527	11/30/2024	995,276.00	999,957.00	995,276.00
3130AN7P9	10889	01GRF	Federal Home Loan Bank	Fair	5,000,000.00	0.397	01/28/2025	99.383	11/30/2024	4,969,165.00	5,000,201.95	4,969,165.00
06741FP43	11135	01GRF	Barclays US Funding LLC	Fair	5,000,000.00	5.384	02/04/2025	99.131	11/30/2024	4,956,560.00	4,953,687.50	4,956,560.00
85324TPA8	11147	01GRF	Standard Chart NY	Fair	2,000,000.00	4.845	02/10/2025	99.066	11/30/2024	1,981,322.00	1,981,263.89	1,981,322.00
55607KPB6	11143	01GRF	Macquarie Group	Fair	4,000,000.00	4.903	02/11/2025	99.041	11/30/2024	3,961,652.00	3,961,599.99	3,961,652.00
13063DGB8	10983	01GRF	State of California	Fair	1,175,000.00	4.580	04/01/2025	99.576	11/30/2024	1,170,018.00	1,170,563.78	1,170,018.00
13063DGB8	11069	01GRF	State of California	Fair	1,125,000.00	4.811	04/01/2025	99.576	11/30/2024	1,120,230.00	1,119,812.50	1,120,230.00
13063DGB8	11117	01GRF	State of California	Fair	2,000,000.00	5.216	04/01/2025	99.576	11/30/2024	1,991,520.00	1,988,132.92	1,991,520.00
20772KGP8	11081	01GRF	Connecticut ST	Fair	2,000,000.00	4.722	04/15/2025	99.489	11/30/2024	1,989,780.00	1,988,622.29	1,989,780.00
98459LAA1	11038	01GRF	Yale University	Fair	1,500,000.00	5.357	04/15/2025	98.467	11/30/2024	1,477,006.50	1,476,275.53	1,477,006.50
63873JRU6	11137	01GRF	ATIXIS NY Brh	Fair	5,000,000.00	5.217	04/28/2025	98.112	11/30/2024	4,905,605.00	4,897,838.89	4,905,605.00
74172WAG1	10910	01GRF	Prince George County Rev Autho	Fair	1,130,000.00	1.002	05/01/2025	99.523	11/30/2024	1,124,609.90	1,141,711.39	1,124,609.90
037833BG4	10923	01GRF	Apple Inc	Fair	3,000,000.00	1.380	05/13/2025	99.381	11/30/2024	2,981,430.00	3,023,915.57	2,981,430.00
8923A0ST1	11160	01GRF	TOYOTA Motor Credit CP	Fair	1,305,000.00	4.647	05/27/2025	97.708	11/30/2024	1,275,092.01	1,276,126.88	1,275,092.01
65558RAA7	10999	01GRF	Nordea Bank	Fair	2,040,000.00	5.030	06/06/2025	99.397	11/30/2024	2,027,700.84	2,026,098.87	2,027,700.84
341271AD6	10894	01GRF	Florida St Brd of Adm	Fair	4,000,000.00	0.752	07/01/2025	98.066	11/30/2024	3,922,640.00	4,012,513.31	3,922,640.00
63873JU32	11151	01GRF	ATIXIS NY Brh	Fair	5,000,000.00	4.604	07/03/2025	97.309	11/30/2024	4,865,455.00	4,868,627.78	4,865,455.00
62479LUR4	11159	01GRF	Mitsubishi UFJ	Fair	4,000,000.00	4.530	07/25/2025	97.046	11/30/2024	3,881,864.00	3,885,671.10	3,881,864.00
3136G4D75	10825	01GRF	Federal National Mtg Assn	Fair	2,500,000.00	0.599	07/29/2025	97.512	11/30/2024	2,437,815.00	2,500,000.00	2,437,815.00
91282CHN4	11031	01GRF	U.S. Treasury	Fair	2,000,000.00	5.063	07/31/2025	100.187	11/30/2024	2,003,750.00	1,996,067.93	2,003,750.00
64952WEU3	10975	01GRF	New York Life Global	Fair	2,000,000.00	5.053	08/05/2025	99.013	11/30/2024	1,980,276.00	1,981,825.38	1,980,276.00
57629WDK3	11035	01GRF	Mass Mutual Global	Fair	2,000,000.00	5.609	08/26/2025	99.639	11/30/2024	1,992,796.00	1,979,860.00	1,992,796.00
74153WCR8	11015	01GRF	Prcoa Global Fund	Fair	2,000,000.00	5.150	08/28/2025	99.758	11/30/2024	1,995,178.00	1,986,810.92	1,995,178.00

Data Updated: ~REPORT~: 12/02/2024 16:05

Run Date: 12/02/2024 - 16:07

Portfolio DRJ
AP
IC (PRF_IC) 7.1.1
Report Ver. 7.3.2

**Delaware River Joint TBC
Investment Classification
November 30, 2024**

CUSIP	Investment #	Fund	Issuer	Investment Class	Par Value	YTM	Maturity Date	Market Price	Market Date	Market Value	Book Value	Reported Value
General Reserve Fund												
91282CJL6	11059	01GRF	U.S. Treasury	Fair	3,000,000.00	4.717	11/30/2025	100.484	11/30/2024	3,014,531.25	3,004,502.60	3,014,531.25
49474E3Z4	10991	01GRF	King County Washington	Fair	560,000.00	4.364	12/01/2025	100.775	11/30/2024	564,340.00	565,543.51	564,340.00
05254JAA8	11004	01GRF	Aust & NZ Banking Group	Fair	3,000,000.00	4.777	12/08/2025	100.530	11/30/2024	3,015,918.00	3,008,721.22	3,015,918.00
592179KD6	11121	01GRF	METLIFE	Fair	2,000,000.00	5.135	01/06/2026	100.382	11/30/2024	2,007,650.00	1,997,095.19	2,007,650.00
592179KD6	11139	01GRF	METLIFE	Fair	2,000,000.00	4.486	01/06/2026	100.382	11/30/2024	2,007,650.00	2,010,724.85	2,007,650.00
742718BH1	11150	01GRF	Procter & Gamble CO	Fair	2,093,000.00	3.897	01/15/2026	101.689	11/30/2024	2,128,361.24	2,150,799.06	2,128,361.24
64966MYL7	10944	01GRF	City of New York	Fair	3,000,000.00	2.642	04/01/2026	98.433	11/30/2024	2,952,990.00	3,024,106.08	2,952,990.00
57629W6F2	11116	01GRF	Mass Mutual Global	Fair	2,250,000.00	5.350	04/10/2026	99.972	11/30/2024	2,249,388.00	2,225,615.25	2,249,388.00
57629W6F2	11120	01GRF	Mass Mutual Global	Fair	2,000,000.00	5.151	04/10/2026	99.972	11/30/2024	1,999,456.00	1,983,246.69	1,999,456.00
06405LAD3	11119	01GRF	Bank of New York Mellon	Fair	3,765,000.00	5.232	05/22/2026	100.165	11/30/2024	3,771,231.08	3,760,548.20	3,771,231.08
58989V2F0	11129	01GRF	Met Tower Global Fund	Fair	2,000,000.00	4.853	06/20/2026	101.046	11/30/2024	2,020,932.00	2,015,962.20	2,020,932.00
54438CYL0	10955	01GRF	Los Angeles CA Community Colle	Fair	1,480,000.00	3.339	08/01/2026	95.527	11/30/2024	1,413,799.60	1,435,212.15	1,413,799.60
826200AD9	11141	01GRF	SIEMENS	Fair	2,500,000.00	4.364	08/17/2026	102.529	11/30/2024	2,563,247.50	2,571,364.80	2,563,247.50
91282CHY0	11041	01GRF	U.S. Treasury	Fair	1,000,000.00	4.911	09/15/2026	100.687	11/30/2024	1,006,875.00	995,260.45	1,006,875.00
06375M3Z6	11034	01GRF	Bank of Montreal	Fair	3,000,000.00	6.157	09/21/2026	99.155	11/30/2024	2,974,674.00	3,000,000.00	2,974,674.00
882724WT0	10915	01GRF	Texas Public Finance Authority	Fair	7,500,000.00	1.289	10/01/2026	101.194	11/30/2024	7,589,550.00	7,991,950.37	7,589,550.00
771196CE0	11128	01GRF	ROCHE HLDGS INC	Fair	3,500,000.00	4.842	11/13/2026	101.405	11/30/2024	3,549,192.50	3,526,785.09	3,549,192.50
5253JAZ4	11142	01GRF	Aust & NZ Banking Group	Fair	3,000,000.00	4.255	01/18/2027	100.747	11/30/2024	3,022,428.00	3,029,618.41	3,022,428.00
64953BBM9	11127	01GRF	New York Life Global	Fair	2,000,000.00	4.837	04/02/2027	100.907	11/30/2024	2,018,140.00	2,002,600.85	2,018,140.00
29446MAE2	11097	01GRF	EQUINOR ASA	Fair	1,000,000.00	4.833	04/06/2027	97.000	11/30/2024	970,000.00	960,450.98	970,000.00
57629W4S6	11126	01GRF	Mass Mutual Global	Fair	3,000,000.00	4.867	04/09/2027	101.158	11/30/2024	3,034,761.00	3,015,032.73	3,034,761.00
166764BX7	11073	01GRF	Chevron Corp	Fair	3,000,000.00	4.379	05/11/2027	94.695	11/30/2024	2,840,871.00	2,838,730.92	2,840,871.00
90327QD97	11124	01GRF	USAA CAP CORP	Fair	5,000,000.00	5.048	06/01/2027	101.769	11/30/2024	5,088,490.00	5,023,026.19	5,088,490.00
649907XF4	11100	01GRF	New York State Dormitory Auth	Fair	1,000,000.00	5.049	07/01/2027	100.344	11/30/2024	1,003,440.00	996,689.05	1,003,440.00
3130B2F42	11138	01GRF	Federal Home Loan Bank	Fair	3,000,000.00	4.579	08/20/2027	99.819	11/30/2024	2,994,588.00	3,000,000.00	2,994,588.00
3130B2QD0	11146	01GRF	Federal Home Loan Bank	Fair	2,500,000.00	4.070	09/10/2027	99.045	11/30/2024	2,476,127.50	2,500,000.00	2,476,127.50
3130B2WX9	11148	01GRF	Federal Home Loan Bank	Fair	3,000,000.00	3.666	10/01/2027	98.313	11/30/2024	2,949,405.00	3,000,000.00	2,949,405.00
3130B3DA8	11157	01GRF	Federal Home Loan Bank	Fair	1,470,000.00	4.393	10/15/2027	99.575	11/30/2024	1,463,762.79	1,469,287.06	1,463,762.79
3130B3JC8	11158	01GRF	Federal Home Loan Bank	Fair	1,500,000.00	4.310	10/22/2027	99.599	11/30/2024	1,493,997.00	1,500,000.00	1,493,997.00
40139LBG7	11098	01GRF	Guardian Life Global Funding	Fair	3,000,000.00	4.853	10/28/2027	102.491	11/30/2024	3,074,733.00	3,054,836.82	3,074,733.00
3130AYCQ7	11067	01GRF	Federal Home Loan Bank	Fair	2,610,000.00	4.999	01/03/2028	100.028	11/30/2024	2,610,746.46	2,610,000.00	2,610,746.46
64952WEY5	11111	01GRF	New York Life Global	Fair	3,000,000.00	5.020	01/09/2028	101.055	11/30/2024	3,031,671.00	2,985,533.71	3,031,671.00
3130AYLF1	11094	01GRF	Federal Home Loan Bank	Fair	3,000,000.00	4.535	01/14/2028	99.889	11/30/2024	2,996,682.00	2,998,643.83	2,996,682.00
3134H1PS6	11082	01GRF	Federal Home Loan Mtg Corp	Fair	4,400,000.00	5.013	01/14/2028	100.043	11/30/2024	4,401,918.40	4,398,266.25	4,401,918.40
13063DGC6	11040	01GRF	State of California	Fair	2,000,000.00	5.035	04/01/2028	97.802	11/30/2024	1,956,040.00	1,909,363.13	1,956,040.00
637639AK1	11104	01GRF	National Securities Clearing	Fair	4,000,000.00	4.641	05/30/2028	101.202	11/30/2024	4,048,108.00	4,044,875.25	4,048,108.00

**Delaware River Joint TBC
Investment Classification
November 30, 2024**

CUSIP	Investment #	Fund	Issuer	Investment Class	Par Value	YTM	Maturity Date	Market Price	Market Date	Market Value	Book Value	Reported Value
General Reserve Fund												
01266HFL8	11050	01GRF	Albemarle Cnty VA Economic Dev	Fair	3,000,000.00	5.260	06/01/2028	101.013	11/30/2024	3,030,390.00	3,003,558.19	3,030,390.00
898365AP6	11066	01GRF	Boston College	Fair	2,550,000.00	4.705	07/01/2028	99.134	11/30/2024	2,527,917.00	2,534,786.82	2,527,917.00
91282CJA0	11042	01GRF	U.S. Treasury	Fair	1,000,000.00	4.806	09/30/2028	101.765	11/30/2024	1,017,656.25	993,864.46	1,017,656.25
67080LAA3	11063	01GRF	Nuveen LLC	Fair	5,000,000.00	5.034	11/01/2028	97.955	11/30/2024	4,897,765.00	4,810,744.17	4,897,765.00
91282CJN2	11060	01GRF	U.S. Treasury	Fair	2,000,000.00	4.257	11/30/2028	100.937	11/30/2024	2,018,750.00	2,008,353.69	2,018,750.00
64952WFF5	11149	01GRF	New York Life Global	Fair	1,850,000.00	4.045	01/29/2029	101.005	11/30/2024	1,868,592.50	1,895,737.14	1,868,592.50
3134H1WS8	11102	01GRF	Federal Home Loan Mtg Corp	Fair	3,400,000.00	5.349	03/07/2029	100.148	11/30/2024	3,405,059.20	3,400,000.00	3,405,059.20
3130B0KB4	11105	01GRF	Federal Home Loan Bank	Fair	3,000,000.00	5.000	03/20/2029	100.749	11/30/2024	3,022,485.00	3,000,000.00	3,022,485.00
3130BORT8	11112	01GRF	Federal Home Loan Bank	Fair	3,000,000.00	5.400	04/10/2029	100.210	11/30/2024	3,006,300.00	3,000,000.00	3,006,300.00
95662NSL3	11154	01GRF	West Virginia Housing Developm	Fair	510,000.00	4.207	05/01/2029	105.070	11/30/2024	535,857.00	546,384.26	535,857.00
3130B22X2	11134	01GRF	Federal Home Loan Bank	Fair	4,000,000.00	5.124	07/24/2029	100.163	11/30/2024	4,006,536.00	4,000,000.00	4,006,536.00
3134HACE1	11136	01GRF	Federal Home Loan Mtg Corp	Fair	4,000,000.00	5.050	08/01/2029	100.132	11/30/2024	4,005,308.00	4,000,000.00	4,005,308.00
3130B2N43	11144	01GRF	Federal Home Loan Bank	Fair	4,000,000.00	4.000	09/10/2029	98.253	11/30/2024	3,930,136.00	4,000,000.00	3,930,136.00
95662NSM1	11155	01GRF	West Virginia Housing Developm	Fair	505,000.00	4.800	11/01/2029	105.483	11/30/2024	532,689.15	543,551.88	532,689.15
Subtotal					240,351,548.53	4.411				239,731,194.20	240,171,152.40	239,731,194.20
Operating Fund												
38145C752	10108	01OF	Goldman Sachs Ila Fed Port	Amort	23,544.80	3.700		100.000	11/30/2024	23,544.80	23,544.80	23,544.80
912797JR9	11090	01OF	U.S. Treasury	Fair	8,375,000.00	4.758	01/23/2025	99.360	11/30/2024	8,321,469.76	8,319,102.58	8,321,469.76
Subtotal					8,398,544.80	4.755				8,345,014.56	8,342,647.38	8,345,014.56
Reserve Maintenance Fund												
38145C752	10106	01RMF	Goldman Sachs Ila Fed Port	Amort	52,183.51	3.700		100.000	11/30/2024	52,183.51	52,183.51	52,183.51
912797JR9	11089	01RMF	U.S. Treasury	Fair	10,350,000.00	4.758	01/23/2025	99.360	11/30/2024	10,283,846.22	10,280,925.36	10,283,846.22
Subtotal					10,402,183.51	4.753				10,336,029.73	10,333,108.87	10,336,029.73
Scudder Falls Insurance Reserv												
38145C752	10506	01SFIR	Goldman Sachs Ila Fed Port	Amort	2,121,777.00	3.700		100.000	11/30/2024	2,121,777.00	2,121,777.00	2,121,777.00
Subtotal					2,121,777.00	3.700				2,121,777.00	2,121,777.00	2,121,777.00
Construction Fund 2019A												
38145C752	10713	06CF19A	Goldman Sachs Ila Fed Port	Amort	0.00			100.000	11/30/2024	0.00	0.00	0.00
PAINVEST	10752	06CF19A	PA Invest	Amort	3,833,576.57	4.676		100.000	11/30/2024	3,833,576.57	3,833,576.57	3,833,576.57
4497W0MG0	11130	06CF19A	ING Funding LLC Commercial Pap	Fair	3,000,000.00	5.352	12/16/2024	99.777	11/30/2024	2,993,313.00	2,993,450.00	2,993,313.00
Subtotal					6,833,576.57	4.972				6,826,889.57	6,827,026.57	6,826,889.57

**Delaware River Joint TBC
Investment Classification
November 30, 2024**

CUSIP	Investment #	Fund	Issuer	Investment Class	Par Value	YTM	Maturity Date	Market Price	Market Date	Market Value	Book Value	Reported Value
Debt Service Reserve Fund Comm												
38145C752	10994	06DSRF	Goldman Sachs IIa Fed Port	Amort	7,993.71	3.700		100.000	11/30/2024	7,993.71	7,993.71	7,993.71
912797JR9	11088	06DSRF	U.S. Treasury	Fair	43,600,000.00	4.759	01/23/2025	99.360	11/30/2024	43,321,323.19	43,309,802.03	43,321,323.19
912797JR9	11092	06DSRF	U.S. Treasury	Fair	8,406,000.00	4.771	01/23/2025	99.360	11/30/2024	8,352,271.62	8,349,740.98	8,352,271.62
Subtotal					52,013,993.71	4.761				51,681,588.52	51,667,536.72	51,681,588.52
2019A Rebate Account												
38145C752	11039	06REB19A	Goldman Sachs IIa Fed Port	Amort	983.22	3.700		100.000	11/30/2024	983.22	983.22	983.22
Subtotal					983.22	3.700				983.22	983.22	983.22
Total					320,139,956.60	4.495				319,060,826.06	319,481,581.42	319,060,826.06

7

DELAWARE RIVER JOINT TOLL BRIDGE COMMISSION
Meeting of December 23, 2024
TOLL TRAFFIC AND REVENUE STATISTICS (November 2024)

Summary: The Commission recorded an increase in total toll revenue for November 2024 in comparison to the November 2023 traffic and revenue statistics. Total toll traffic however reflected a decrease for the month of the November. [It should be noted that 2024 is a leap year. In addition, the Commission had a toll rate increase for Class 1 and Class 11 vehicles effective January 7, 2024].

Analysis of November 2024 / November 2023 toll revenue data comparison:

- Total toll revenue increased by **\$627,965** or 3.96 percent at the Commission's eight toll bridges for the month of November.
- Commercial-vehicle toll revenue decreased \$106,440 for a 0.97 percent decrease.
- Passenger-vehicle toll revenue increased \$734,405 for a 14.90 percent increase.

Analysis of November 2024 / November 2023 traffic data comparison:

- Total toll traffic decreased by **24,371** vehicles, or 0.63 percent for the month.
- Commercial-vehicle traffic decreased by 3,963 vehicles, or 0.70 percent.
- Passenger-vehicle toll traffic decreased by 20,408 vehicles, or 0.62 percent.
- Average daily toll traffic for the Commission's toll bridges for November 2024 was 127,627 total vehicles as compared to the 128,440 total vehicles recorded in November 2023, a decrease on average of 813 vehicles a day.
- Total recorded westbound traffic volume at the toll supported bridges for November 2024 increased by 6,618 vehicles, or 0.4 percent as compared to November 2023. Average daily westbound traffic on the toll supported bridges was 57,569 vehicles in November 2024 as compared to 57,349 vehicles in November 2023.

Traffic analysis for 2024 YTD:

- Total YTD toll traffic for the eight toll bridges is reflecting a 1.51 percent increase for the first eleven months of 2024 as compared to the same eleven-month period in 2023.
- Westbound traffic on the ten toll supported bridges reflects a very slight increase of less than 0.1 percent through the first eleven months of 2024 when compared to 2023.

REGION REVIEW:

Southern Region

Total toll traffic at Trenton-Morrisville (TM) reflected a 1.95 percent increase for November 2024 when compared to November 2023 as the result of the increase of 15,292 cars and the decrease of 2,328 trucks. The Scudder Falls Bridge recorded a 1.35 percent increase in total toll traffic for November 2024 when compared to November 2023 as the result of increases of 8,632 cars and 360 trucks. At New Hope-Lambertville (NHL), an increase of 6,676 cars combined with an increase of 1,899 trucks resulted in an overall increase of 6.13 percent in total toll traffic for November 2024 as compared to November 2023.

Central Region

The I-78 Toll Bridge recorded a decrease of 1.29 percent in total toll traffic for the month of November 2024 when compared to November 2023 as the result of the decreases of 10,196 cars and 1,786 trucks. At the Easton-Phillipsburg (EP) Toll Bridge, a decrease of 843 passenger vehicles combined with an increase of 2,692 trucks generated a 0.41 percent increase in total toll traffic for November 2024 as compared to November 2023.

Northern Region

Portland-Columbia (PC) recorded an 11.43 percent decrease in total toll traffic during November 2024 compared to November 2023 as the result of decreases of 12,384 automobiles and 381 trucks. At the Delaware Water Gap (DWG) Toll Bridge, the decrease of 24,272 passenger vehicles and the decrease of 4,644 trucks generated a 3.60 percent decrease in total toll traffic for November 2024 when compared to November 2023. At Milford-Montague (MM), a decrease of 3,313 passenger vehicles combined with an increase of 225 trucks produced a 3.23 percent decrease in total toll traffic for the month of November 2024 as compared to November 2023.

E-ZPass Penetration Rates

The table below provides a comparison of the E-ZPass penetration rates for the Commission's eight (8) toll bridges for the months of November 2024 and November 2023, and the year-to-date periods ending November 30, 2024 and November 30, 2023.

		<i>E-ZPass</i> PENETRATION RATES					
		Nov-24	Nov-23	Change in Monthly Percentage	YTD 2024	YTD 2023	Change in YTD Percentage
All Toll Bridges	Cars	84.77	88.44	-3.67	84.78	87.93	-3.15
	Trucks	88.18	96.38	-8.20	88.01	96.08	-8.07
	Total	85.27	89.61	-4.34	85.27	89.12	-3.85
Trenton - Morrisville	Cars	83.65	88.76	-5.11	83.79	88.15	-4.36
	Trucks	87.71	96.42	-8.71	86.24	96.10	-9.86
	Total	84.06	89.58	-5.52	84.04	88.94	-4.90
Scudder Falls	Cars	91.83	91.78	0.05	91.94	91.87	0.07
	Trucks	89.97	89.63	0.34	89.70	89.57	0.13
	Total	91.74	91.67	0.07	91.83	91.75	0.08
New Hope - Lambertville	Cars	93.14	94.70	-1.56	92.97	94.41	-1.44
	Trucks	89.69	96.12	-6.43	89.86	95.65	-5.79
	Total	92.85	94.80	-1.95	92.71	94.50	-1.79
I-78	Cars	80.85	86.88	-6.03	81.07	86.07	-5.00
	Trucks	88.77	97.45	-8.68	88.80	97.20	-8.40
	Total	83.19	89.98	-6.79	83.40	89.35	-5.95
Easton - Phillipsburg	Cars	85.64	89.59	-3.95	86.17	89.23	-3.06
	Trucks	84.50	92.46	-7.96	85.55	91.95	-6.40
	Total	85.56	89.79	-4.23	86.12	89.42	-3.30
Portland - Columbia	Cars	88.10	86.63	1.47	86.17	85.85	0.32
	Trucks	86.95	95.93	-8.98	87.92	95.95	-8.03
	Total	87.97	87.59	0.38	86.37	86.85	-0.48
Delaware Water Gap	Cars	79.46	85.31	-5.85	79.78	84.73	-4.95
	Trucks	87.65	96.95	-9.30	87.43	96.55	-9.12
	Total	80.87	87.31	-6.44	81.10	86.71	-5.61
Milford - Montague	Cars	87.95	85.04	2.91	85.36	84.61	0.75
	Trucks	88.30	90.86	-2.56	85.03	87.82	-2.79
	Total	87.96	85.25	2.71	85.35	84.72	0.63

The Commission implemented toll-by-plate functionality at seven toll plazas in January 2024 and changed the way to calculate the E-ZPass Penetration rate for those seven toll bridges to be similar with how the calculation is completed at its AET Scudder Falls Bridge. For all toll bridges, E-ZPass penetration rate is now calculated by dividing the sum of E-ZPass transactions and itoll/vtoll transactions, over total transaction volume. Prior to year 2024, for non-AET bridges, E-ZPass penetration rate was calculated by dividing all non-cash transactions, which includes both E-ZPass and violation transactions, over total transaction volume. Starting 11pm on June 16th, 2024, the Commission ceased cash toll collections at NH, PC and MM, which impacted EZPass Penetration rate for those three plazas.

DELAWARE RIVER JOINT TOLL BRIDGE COMMISSION
ALL TOLL BRIDGES
COMPARATIVE STATEMENT OF TOLL TRAFFIC AND REVENUE

NOVEMBER 2024

JANUARY 1, 2023 NOVEMBER 30, 2023 334 DAYS		JANUARY 1, 2024 NOVEMBER 30, 2024 335 DAYS		VEHICLE CLASS	MONTH OF NOVEMBER 2024 30 DAYS		MONTH OF NOVEMBER 2023 30 DAYS	
NUMBER OF VEHICLES	TOTAL REVENUE	NUMBER OF VEHICLES	TOTAL REVENUE		NUMBER OF VEHICLES	TOTAL REVENUE	NUMBER OF VEHICLES	TOTAL REVENUE
36,146,608	\$ 55,672,285.15	36,465,119	\$ 63,511,589.20	Passenger	3,262,655	\$ 5,688,585.90	3,283,063	\$ 5,030,647.00
-	(995,318.85)	-	(321,626.25)	Discounts *	-	(24,679.50)	-	(101,146.00)
36,146,608	\$ 54,676,966.30	36,465,119	\$ 63,189,962.95	TOTAL PASSENGER	3,262,655	\$ 5,663,906.40	3,283,063	\$ 4,929,501.00
1,137,549	10,409,016.25	1,300,164	11,887,162.30	2-Axle Trucks	112,611	1,029,216.00	108,739	994,535.00
440,824	6,022,560.30	453,902	6,209,623.50	3-Axle Trucks	41,690	570,598.50	42,134	576,313.50
542,172	9,897,686.80	492,107	8,997,404.00	4-Axle Trucks	41,094	751,236.00	49,021	895,934.00
3,950,883	89,964,408.50	4,137,311	94,237,212.50	5-Axle Trucks	361,913	8,242,217.50	360,925	8,220,602.50
90,985	2,470,029.00	98,683	2,679,402.00	6-Axle Trucks	8,512	230,901.00	8,986	243,984.00
2,732	93,085.00	5,018	167,030.50	7-Axle Trucks	348	11,506.00	326	10,746.00
6,165,145	\$ 118,856,785.85	6,487,185	\$ 124,177,834.80	TOTAL TRUCKS	566,168	\$ 10,835,675.00	570,131	\$ 10,942,115.00
42,311,753	\$ 173,533,752.15	42,952,304	\$ 187,367,797.75	TOTAL TOLL VEHICLES	3,828,823	\$ 16,499,581.40	3,853,194	15,871,616.00
126,682	\$ 519,562.13	128,216	\$ 559,306.86	DAILY AVERAGE	127,627	\$ 549,986.05	128,440	\$ 529,053.87
YTD Rate Change				MTD Rate Change Traffic				
Traffic (toll)		1.51%		Traffic (toll)		-0.63%		
Autos		0.88%		Autos		-0.62%		
Trucks		5.22%		Trucks		-0.70%		
Revenue		7.97%		Revenue		3.96%		
Autos		15.57%		Autos		14.90%		
Trucks		4.48%		Trucks		-0.97%		

* "Discounts" The Commuter Discount was eliminated effective January 1st, 2024. The commuter discount reported in the January 2024 Comparatives represented the discounts issued for trips made in December 2023. "Discounts" now represents adjustments for employee and Commission vehicle non-revenue crossings.

NOTE: On January 7, 2024 the Commission increased the *E-ZPass* toll rate for both Class 1 and Class 11 vehicles. The *E-ZPass* toll rate for a Class 1 vehicle was raised from \$1.25 to \$1.50 and the *E-ZPass* toll rate for a Class 11 vehicle was raised from \$3.25 to \$3.50

DELAWARE RIVER JOINT TOLL BRIDGE COMMISSION
TRENTON - MORRISVILLE TOLL BRIDGE
COMPARATIVE STATEMENT OF TOLL TRAFFIC AND REVENUE

JANUARY 1, 2023 NOVEMBER 30, 2023 334 DAYS		JANUARY 1, 2024 NOVEMBER 30, 2024 335 DAYS		NOVEMBER 2024 MONTH OF NOVEMBER 2024 30 DAYS		MONTH OF NOVEMBER 2023 30 DAYS		
NUMBER OF VEHICLES	TOTAL REVENUE	NUMBER OF VEHICLES	TOTAL REVENUE	VEHICLE CLASS	NUMBER OF VEHICLES	TOTAL REVENUE	NUMBER OF VEHICLES	TOTAL REVENUE
6,622,002	\$ 10,208,798.50 (179,411.06)	6,769,639	\$ 11,868,540.25 (45,975.75)	Passenger Discounts *	608,975	\$ 1,070,642.00 (2,813.00)	593,683	\$ 910,996.00 (18,701.22)
6,622,002	\$ 10,029,387.44	6,769,639	\$ 11,822,564.50	TOTAL PASSENGER	608,975	\$ 1,067,829.00	593,683	\$ 892,294.78
198,293	1,809,661.25	254,519	2,324,002.00	2-Axle Trucks	22,387	204,449.00	21,461	195,753.00
117,352	1,602,174.30	126,928	1,736,613.00	3-Axle Trucks	11,452	156,469.50	12,233	167,328.00
119,657	2,184,716.80	106,310	1,946,708.00	4-Axle Trucks	7,873	143,520.00	11,395	209,082.00
289,491	6,616,273.50	293,178	6,701,725.00	5-Axle Trucks	25,610	584,232.50	24,823	567,642.50
4,516	123,480.00	8,097	221,640.00	6-Axle Trucks	804	21,867.00	525	14,406.00
355	11,403.00	2,234	71,337.00	7-Axle Trucks	138	4,361.00	155	4,931.50
729,664	\$ 12,347,708.85	791,266	\$ 13,002,025.00	TOTAL TRUCKS	68,264	\$ 1,114,899.00	70,592	\$ 1,159,143.00
7,351,666	\$ 22,377,096.29	7,560,905	\$ 24,824,589.50	TOTAL TOLL VEHICLES	677,239	\$ 2,182,728.00	664,275	\$ 2,051,437.78
22,011	\$ 66,997.29	22,570	\$ 74,103.25	DAILY AVERAGE	22,575	\$ 72,757.60	22,143	\$ 68,381.26
Rate Change				Rate Change				
Traffic (toll)		2.85%		Traffic (toll)		1.95%		
Autos		2.23%		Autos		2.58%		
Trucks		8.44%		Trucks		-3.30%		
Revenue		10.94%		Revenue		6.40%		
Autos		17.88%		Autos		19.67%		
Trucks		5.30%		Trucks		-3.82%		

DELAWARE RIVER JOINT TOLL BRIDGE COMMISSION
 SCUDDER FALLS TOLL BRIDGE
 COMPARATIVE STATEMENT OF TOLL TRAFFIC AND REVENUE

NOVEMBER 2024

JANUARY 1, 2023 NOVEMBER 30, 2023 334 DAYS		JANUARY 1, 2024 NOVEMBER 30, 2024 335 DAYS		MONTH OF NOVEMBER 2024 30 DAYS		MONTH OF NOVEMBER 2023 30 DAYS		
NUMBER OF VEHICLES	TOTAL REVENUE	NUMBER OF VEHICLES	TOTAL REVENUE	VEHICLE CLASS	NUMBER OF VEHICLES	TOTAL REVENUE	NUMBER OF VEHICLES	TOTAL REVENUE
6,756,561	\$ 9,473,077.65	7,002,297	\$ 11,388,591.70	Passenger	640,312	\$ 1,044,160.40	631,680	\$ 885,791.00
	(178,912.46)		(49,307.29)	Discounts *		(2,902.00)		(18,869.05)
6,756,561	\$ 9,294,165.19	7,002,297	\$ 11,339,284.41	TOTAL PASSENGER	640,312	\$ 1,041,258.40	631,680	\$ 866,921.95
161,782	1,470,749.00	189,616	1,723,394.30	2-Axle Trucks	16,850	153,100.00	16,666	151,472.00
33,628	458,575.50	34,288	466,567.50	3-Axle Trucks	2,940	40,099.50	2,846	38,821.50
27,171	495,832.00	25,393	464,064.00	4-Axle Trucks	2,232	40,812.00	2,351	42,956.00
128,068	2,919,847.50	126,844	2,891,535.00	5-Axle Trucks	11,429	260,355.00	11,238	256,280.00
1,696	46,176.00	2,133	58,200.00	6-Axle Trucks	158	4,296.00	152	4,149.00
199	6,627.50	220	7,584.00	7-Axle Trucks	16	555.50	12	390.50
352,544	\$ 5,397,807.50	378,494	\$ 5,611,344.80	TOTAL TRUCKS	33,625	\$ 499,218.00	33,265	\$ 494,069.00
7,109,105	\$ 14,691,972.69	7,380,791	\$ 16,950,629.21	TOTAL TOLL VEHICLES	673,937	\$ 1,540,476.40	664,945	\$ 1,360,990.95
21,285	\$ 43,987.94	22,032	\$ 50,598.89	DAILY AVERAGE	22,465	\$ 51,349.21	22,165	\$ 45,366.37
Rate Change				Rate Change				
Traffic (toll)		3.82%		Traffic (toll)		1.35%		
Autos		3.64%		Autos		1.37%		
Trucks		7.36%		Trucks		1.08%		
Revenue				Revenue				
Autos		15.37%		Autos		13.19%		
Trucks		22.00%		Trucks		20.11%		
		3.96%				1.04%		

DELAWARE RIVER JOINT TOLL BRIDGE COMMISSION
 NEW HOPE - LAMBERTVILLE TOLL BRIDGE
 COMPARATIVE STATEMENT OF TOLL TRAFFIC AND REVENUE

JANUARY 1, 2023 NOVEMBER 30, 2023 334 DAYS		JANUARY 1, 2024 NOVEMBER 30, 2024 335 DAYS		NOVEMBER 2024 MONTH OF NOVEMBER 2024 30 DAYS		MONTH OF NOVEMBER 2023 30 DAYS		
NUMBER OF VEHICLES	TOTAL REVENUE	NUMBER OF VEHICLES	TOTAL REVENUE	VEHICLE CLASS	NUMBER OF VEHICLES	TOTAL REVENUE	NUMBER OF VEHICLES	TOTAL REVENUE
1,375,605	\$ 1,939,603.75 (51,890.34)	1,425,133	\$ 2,318,266.25 (29,532.58)	Passenger Discounts *	136,219	\$ 221,213.75 (2,565.50)	129,543	\$ 181,698.75 (4,469.19)
1,375,605	\$ 1,887,713.41	1,425,133	\$ 2,288,733.67	TOTAL PASSENGER	136,219	\$ 218,648.25	129,543	\$ 177,229.56
49,593	451,848.00	62,668	570,139.00	2-Axle Trucks	6,432	58,546.00	4,678	42,541.00
13,826	187,953.00	13,093	178,303.50	3-Axle Trucks	1,240	16,836.00	1,047	14,298.00
9,225	168,566.00	9,512	174,336.00	4-Axle Trucks	795	14,560.00	846	15,472.00
39,567	898,047.50	42,379	963,300.00	5-Axle Trucks	3,555	80,827.50	3,510	79,665.00
3,196	86,619.00	3,385	91,935.00	6-Axle Trucks	275	7,464.00	319	8,649.00
35	1,116.50	37	1,190.00	7-Axle Trucks	4	126.00	2	63.00
115,442	\$ 1,794,150.00	131,074	\$ 1,979,203.50	TOTAL TRUCKS	12,301	\$ 178,359.50	10,402	\$ 160,688.00
1,491,047	\$ 3,681,863.41	1,556,207	\$ 4,267,937.17	TOTAL TOLL VEHICLES	148,520	\$ 397,007.75	139,945	\$ 337,917.56
4,464	\$ 11,023.54	4,645	\$ 12,740.11	DAILY AVERAGE	4,951	\$ 13,233.59	4,665	\$ 11,263.92
Rate Change				Rate Change				
Traffic (toll)		4.37%		Traffic (toll)		6.13%		
Autos		3.60%		Autos		5.15%		
Trucks		13.54%		Trucks		18.26%		
Revenue		15.92%		Revenue		17.49%		
Autos		21.24%		Autos		23.37%		
Trucks		10.31%		Trucks		11.00%		

DELAWARE RIVER JOINT TOLL BRIDGE COMMISSION
 178 TOLL BRIDGE
 COMPARATIVE STATEMENT OF TOLL TRAFFIC AND REVENUE

JANUARY 1, 2023 NOVEMBER 30, 2023 334 DAYS		JANUARY 1, 2024 NOVEMBER 30, 2024 335 DAYS		NOVEMBER 2024 MONTH OF NOVEMBER 2024 30 DAYS		MONTH OF NOVEMBER 2023 30 DAYS			
NUMBER OF VEHICLES	TOTAL REVENUE	NUMBER OF VEHICLES	TOTAL REVENUE	VEHICLE CLASS	NUMBER OF VEHICLES	TOTAL REVENUE	NUMBER OF VEHICLES	TOTAL REVENUE	
7,117,931	\$ 11,485,680.75 (171,975.65)	7,168,918	\$ 12,930,750.50 (25,995.40)	Passenger Discounts *	644,315	\$ 1,165,036.75 (899.00)	654,511	\$ 1,048,205.75 (17,425.93)	
7,117,931	\$ 11,313,705.10	7,168,918	\$ 12,904,755.10	TOTAL PASSENGER	644,315	\$ 1,164,137.75	654,511	\$ 1,030,779.82	
313,081	2,870,758.00	335,679	3,077,657.00	2-Axle Trucks	27,785	254,701.00	28,429	260,577.00	
150,682	2,059,771.50	146,424	2,002,873.50	3-Axle Trucks	14,389	197,001.00	13,812	189,028.50	
216,118	3,938,932.00	206,083	3,763,114.00	4-Axle Trucks	18,603	340,036.00	17,624	321,442.00	
2,244,094	51,069,935.00	2,346,834	53,410,307.50	5-Axle Trucks	204,700	4,658,542.50	206,632	4,703,060.00	
53,651	1,455,816.00	55,121	1,494,906.00	6-Axle Trucks	4,701	127,431.00	5,503	149,334.00	
1,042	35,429.50	1,532	51,639.00	7-Axle Trucks	112	3,771.00	76	2,554.00	
2,978,668	\$ 61,430,642.00	3,091,673	\$ 63,800,497.00	TOTAL TRUCKS	270,290	\$ 5,581,482.50	272,076	\$ 5,625,995.50	
10,096,599	\$ 72,744,347.10	10,260,591	\$ 76,705,252.10	TOTAL TOLL VEHICLES	914,605	\$ 6,745,620.25	926,587	\$ 6,656,775.32	
30,229	\$ 217,797.45	30,629	\$ 228,970.90	DAILY AVERAGE	30,487	\$ 224,854.01	30,886	\$ 221,892.51	
Rate Change						Rate Change			
Traffic (toll)		1.62%				Traffic (toll)		-1.29%	
Autos		0.72%				Autos		-1.56%	
Trucks		3.79%				Trucks		-0.66%	
Revenue		5.44%				Revenue		1.33%	
Autos		14.06%				Autos		12.94%	
Trucks		3.86%				Trucks		-0.79%	

DELAWARE RIVER JOINT TOLL BRIDGE COMMISSION
 EASTON - PHILLIPSBURG TOLL BRIDGE
 COMPARATIVE STATEMENT OF TOLL TRAFFIC AND REVENUE

JANUARY 1, 2023 NOVEMBER 30, 2023 334 DAYS		JANUARY 1, 2024 NOVEMBER 30, 2024 335 DAYS		NOVEMBER 2024 MONTH OF NOVEMBER 2024 30 DAYS		MONTH OF NOVEMBER 2023 30 DAYS		
NUMBER OF VEHICLES	TOTAL REVENUE	NUMBER OF VEHICLES	TOTAL REVENUE	VEHICLE CLASS	NUMBER OF VEHICLES	TOTAL REVENUE	NUMBER OF VEHICLES	TOTAL REVENUE
4,604,244	\$ 6,947,105.75 (133,431.86)	4,524,732	\$ 7,779,372.75 (38,746.76)	Passenger Discounts *	415,273	\$ 717,860.50 (2,826.50)	416,116	\$ 625,475.00 (14,023.62)
4,604,244	\$ 6,813,673.89	4,524,732	\$ 7,740,625.99	TOTAL PASSENGER	415,273	\$ 715,034.00	416,116	\$ 611,451.38
127,510	1,166,017.00	131,515	1,203,768.00	2-Axle Trucks	11,907	109,088.00	10,864	99,515.00
29,408	401,154.00	36,093	496,531.50	3-Axle Trucks	3,494	48,226.50	2,868	39,297.00
30,400	555,802.00	31,996	584,560.00	4-Axle Trucks	2,464	45,124.00	2,550	46,590.00
143,325	3,267,295.00	162,602	3,712,192.50	5-Axle Trucks	15,140	345,850.00	14,030	320,422.50
1,629	44,223.00	1,770	48,315.00	6-Axle Trucks	183	4,983.00	182	4,956.00
121	3,865.50	39	1,256.50	7-Axle Trucks	3	94.50	5	161.00
332,393	\$ 5,438,356.50	364,015	\$ 6,046,623.50	TOTAL TRUCKS	33,191	\$ 553,366.00	30,499	\$ 510,941.50
4,936,637	\$ 12,252,030.39	4,888,747	\$ 13,787,249.49	TOTAL TOLL VEHICLES	448,464	\$ 1,268,400.00	446,615	\$ 1,122,392.88
14,780	\$ 36,682.73	14,593	\$ 41,155.97	DAILY AVERAGE	14,949	\$ 42,280.00	14,887	\$ 37,413.10
Rate Change				Rate Change				
Traffic (toll)		-0.97%		Traffic (toll)		0.41%		
Autos		-1.73%		Autos		-0.20%		
Trucks		9.51%		Trucks		8.83%		
Revenue		12.53%		Revenue		13.01%		
Autos		13.60%		Autos		16.94%		
Trucks		11.18%		Trucks		8.30%		

DELAWARE RIVER JOINT TOLL BRIDGE COMMISSION
 PORTLAND - COLUMBIA TOLL BRIDGE
 COMPARATIVE STATEMENT OF TOLL TRAFFIC AND REVENUE

JANUARY 1, 2023 NOVEMBER 30, 2023 334 DAYS		JANUARY 1, 2024 NOVEMBER 30, 2024 335 DAYS		NOVEMBER 2024 MONTH OF NOVEMBER 2024 30 DAYS		MONTH OF NOVEMBER 2023 30 DAYS		
NUMBER OF VEHICLES	TOTAL REVENUE	NUMBER OF VEHICLES	TOTAL REVENUE	VEHICLE CLASS	NUMBER OF VEHICLES	TOTAL REVENUE	NUMBER OF VEHICLES	TOTAL REVENUE
1,150,322	\$ 1,797,185.75 (45,306.41)	1,085,722	\$ 1,876,288.25 (44,038.36)	Passenger Discounts *	87,702	\$ 148,848.50 (4,556.00)	100,086	\$ 154,584.50 (3,721.91)
1,150,322	\$ 1,751,879.34	1,085,722	\$ 1,832,249.89	TOTAL PASSENGER	87,702	\$ 144,292.50	100,086	\$ 150,862.59
25,913	237,898.00	34,157	311,098.00	2-Axle Trucks	2,950	26,828.00	2,747	25,134.00
11,494	158,115.00	12,864	176,190.00	3-Axle Trucks	1,001	13,714.50	1,158	15,870.00
44,660	816,464.00	43,213	790,590.00	4-Axle Trucks	3,223	59,258.00	3,396	62,362.00
44,285	1,005,390.00	45,216	1,028,602.50	5-Axle Trucks	4,009	91,265.00	4,272	97,102.50
292	7,971.00	363	9,951.00	6-Axle Trucks	27	741.00	15	417.00
22	703.50	10	322.00	7-Axle Trucks			3	94.50
126,666	\$ 2,226,541.50	135,823	\$ 2,316,753.50	TOTAL TRUCKS	11,210	\$ 191,806.50	11,591	\$ 200,980.00
1,276,988	\$ 3,978,420.84	1,221,545	\$ 4,149,003.39	TOTAL TOLL VEHICLES	98,912	\$ 336,099.00	111,677	\$ 351,842.59
3,823	\$ 11,911.44	3,646	\$ 12,385.08	DAILY AVERAGE	3,297	\$ 11,203.30	3,723	\$ 11,728.09
Rate Change						Rate Change		
Traffic (toll)						Traffic (toll)		
Autos						Autos		-11.43%
Trucks						Trucks		-12.37%
Revenue						Revenue		-3.29%
Autos						Autos		-4.47%
Trucks						Trucks		-4.36%
								-4.56%

DELAWARE RIVER JOINT TOLL BRIDGE COMMISSION
 DELAWARE WATER GAP TOLL BRIDGE
 COMPARATIVE STATEMENT OF TOLL TRAFFIC AND REVENUE

JANUARY 1, 2023 NOVEMBER 30, 2023 334 DAYS		JANUARY 1, 2024 NOVEMBER 30, 2024 334 DAYS		NOVEMBER 2024 MONTH OF NOVEMBER 2024 30 DAYS		MONTH OF NOVEMBER 2023 30 DAYS		
NUMBER OF VEHICLES	TOTAL REVENUE	NUMBER OF VEHICLES	TOTAL REVENUE	VEHICLE CLASS	NUMBER OF VEHICLES	TOTAL REVENUE	NUMBER OF VEHICLES	TOTAL REVENUE
7,428,708	\$ 12,093,285.50	7,403,681	\$ 13,459,149.50	Passenger	641,149	\$ 1,169,576.50	665,421	\$ 1,079,427.00
-	(185,310.65)	-	(44,709.25)	Discounts *	-	(2,783.00)	-	(19,113.25)
7,428,708	\$ 11,907,974.85	7,403,681	\$ 13,414,440.25	TOTAL PASSENGER	641,149	\$ 1,166,793.50	665,421	\$ 1,060,313.75
236,906	2,177,067.00	261,756	2,400,605.00	2-Axle Trucks	21,669	198,582.00	21,512	197,728.00
81,023	1,107,742.50	80,572	1,102,320.00	3-Axle Trucks	6,979	95,560.50	7,921	108,250.50
92,367	1,689,804.00	67,330	1,232,064.00	4-Axle Trucks	5,770	105,430.00	10,680	194,750.00
1,054,978	24,026,182.50	1,113,147	25,367,245.00	5-Axle Trucks	96,802	2,205,910.00	95,808	2,182,450.00
25,776	699,522.00	27,461	744,858.00	6-Axle Trucks	2,334	63,300.00	2,278	61,743.00
955	33,841.50	937	33,397.50	7-Axle Trucks	74	2,563.00	73	2,551.50
1,492,005	\$ 29,734,159.50	1,551,203	\$ 30,880,489.50	TOTAL TRUCKS	133,628	\$ 2,671,345.50	138,272	\$ 2,747,473.00
8,920,713	\$ 41,642,134.35	8,954,884	\$ 44,294,929.75	TOTAL TOLL VEHICLES	774,777	\$ 3,838,139.00	803,693	\$ 3,807,786.75
26,709	\$ 124,677.05	26,811	\$ 132,619.55	DAILY AVERAGE	25,826	\$ 127,937.97	26,790	\$ 126,926.23
Rate Change				Rate Change				
Traffic (toll)		0.38%		Traffic (toll)		-3.60%		
Autos		-0.34%		Autos		-3.65%		
Trucks		3.97%		Trucks		-3.36%		
Revenue		6.37%		Revenue		0.80%		
Autos		12.65%		Autos		10.04%		
Trucks		3.86%		Trucks		-2.77%		

DELAWARE RIVER JOINT TOLL BRIDGE COMMISSION
MILFORD - MONTAGUE TOLL BRIDGE
COMPARATIVE STATEMENT OF TOLL TRAFFIC AND REVENUE

JANUARY 1, 2023 NOVEMBER 30, 2023 334 DAYS		JANUARY 1, 2024 NOVEMBER 30, 2024 335 DAYS		NOVEMBER 2024		MONTH OF NOVEMBER 2024 30 DAYS		MONTH OF NOVEMBER 2023 30 DAYS	
NUMBER OF VEHICLES	TOTAL REVENUE	NUMBER OF VEHICLES	TOTAL REVENUE	VEHICLE CLASS	NUMBER OF VEHICLES	TOTAL REVENUE	NUMBER OF VEHICLES	TOTAL REVENUE	
1,091,235	\$ 1,727,547.50 (49,080.42)	1,084,997	\$ 1,890,630.00 (43,320.86)	Passenger Discounts *	88,710	\$ 151,247.50 (5,334.50)	92,023	\$ 144,469.00 (4,821.83)	
1,091,235	\$ 1,678,467.08	1,084,997	\$ 1,847,309.14	TOTAL PASSENGER	88,710	\$ 145,913.00	92,023	\$ 139,647.17	
24,471	225,018.00	30,254	276,499.00	2-Axle Trucks	2,631	23,922.00	2,382	21,815.00	
3,411	47,074.50	3,640	50,224.50	3-Axle Trucks	195	2,691.00	249	3,420.00	
2,574	47,570.00	2,270	41,968.00	4-Axle Trucks	134	2,496.00	179	3,280.00	
7,075	161,437.50	7,111	162,305.00	5-Axle Trucks	668	15,235.00	612	13,980.00	
229	6,222.00	353	9,597.00	6-Axle Trucks	30	819.00	12	330.00	
3	98.00	9	304.50	7-Axle Trucks	1	35.00	-	-	
37,763	\$ 487,420.00	43,637	\$ 540,898.00	TOTAL TRUCKS	3,659	\$ 45,198.00	3,434	\$ 42,825.00	
1,128,998	\$ 2,165,887.08	1,128,634	\$ 2,388,207.14	TOTAL TOLL VEHICLES	92,369	\$ 191,111.00	95,457	\$ 182,472.17	
3,380	\$ 6,484.69	3,369	\$ 7,128.98	DAILY AVERAGE	3,079	\$ 6,370.37	3,182	\$ 6,082.41	
Rate Change						Rate Change			
Traffic (toll)		-0.03%				Traffic (toll)		-3.23%	
Autos		-0.57%				Autos		-3.60%	
Trucks		15.55%				Trucks		6.55%	
Revenue		10.26%				Revenue		4.73%	
Autos		10.06%				Autos		4.49%	
Trucks		10.97%				Trucks		5.54%	



Delaware River Joint Toll Bridge Commission Toll Supported Bridge - Westbound Traffic Counts

November 2024

Bridge	Westbound Volume					
	November 2024	November 2023	% Change	YTD 2024	YTD 2023	% Change
Lower Trenton	437,544	450,856	-3.0%	5,087,320	5,044,872	0.8%
Calhoun Street ¹	314,865	285,879	10.1%	3,426,401	3,156,000	8.6%
Washington Crossing	129,153	125,165	3.2%	1,439,419	1,526,602	-5.7%
New Hope-Lambertville ²	123,395	196,557	-37.2%	1,929,597	2,408,368	-19.9%
Centre Bridge-Stockton	81,553	54,180	50.5%	863,079	732,839	17.8%
Uhlertown-Frechtown ³	95,202	90,962	4.7%	943,250	918,989	2.6%
Upper Black Eddy-Milford ^{3,4}	59,109	55,669	6.2%	571,280	590,907	-3.3%
Riegelsville	48,305	44,696	8.1%	546,056	566,888	-3.7%
Northampton Street	367,804	347,993	5.7%	4,150,396	3,900,270	6.4%
Riverton-Belvidere	70,144	68,498	2.4%	719,720	830,103	-13.3%
Total	1,727,074	1,720,456	0.4%	19,676,518	19,675,838	0.0%

NOTES:

1. There has been a significant increase in EB traffic due to several counter recalibrations throughout the year. Construction on US Route 29 in New Jersey in both directions may affect counts. Traffic counts will continue to be monitored monthly.

2. On January 30, 2024, eastbound traffic detour set in place due to construction under Contract No. TS-694A NH-L TSB Rehabilitation. Detour expected to remain in place into 2025. Eastbound traffic is detoured over the NH-L Toll Bridge. Counter was permanently relocated to the PA approach on September 9, 2024. Traffic counts will continue to be monitored monthly.

3. November 2023 traffic counts were inaccurate due to the counter under-counting vehicles. The increase from November 2023 to November 2024 was due to a recalibration, reconfiguration, and repositioning of the counter between June 13, 2024 and June 26, 2024, which has yielded more accurate counts to date. Traffic counts will continue to be monitored monthly. On August 1, 2024, CR 619 in New Jersey was closed due to bridge construction between the Uhlertown-Frechtown TSB and the Upper Black Eddy-Milford TSB. CR 619 is expected to be closed through December 2024.

4. Total traffic volume appears to be correct. However, based on the geometry on the bridge, the location of the traffic sensor, and the driving habits of motorists, we will continue to monitor the Eastbound/Westbound directional percentage split.

**Due to the narrowness of many of the toll-supported bridges, some vehicles drive over the centerline when there is no oncoming traffic, causing directional misclassification.*

**With the upgrade of the traffic counting sensors in 2023, there have been some significant drops in traffic counts at some locations. Commission Staff has been in communication with the vendor, Signal Service, and is working to adjust and verify the new sensors are reporting as accurate as possible. In doing so, we have identified the previous counters may have been inaccurate at times at some of the locations. This could be caused by a number of factors including being out of calibration, double counting due to microwave reflections and/or driver behavior (i.e. straddling the lane line when no opposing traffic is coming) and also the geometry at those specific sites. Signal Service has been to the sites and verified counts and the newer sensors are within a margin of error of 5-7%. Sites where our counts are 10-15% lower than previous years are believed to be as a result of more accurate counts. Sites with counts greater than 15% differences from last year are being examined, will be visited and recalibrated, or counter hardware will be physically moved to see if we can achieve better results. Once Signal Service and the Commission Staff agree the counts are accurate, they will serve as a new baseline for our traffic counts. Going forward, Signal Service will perform routine recalibrations and documented verification counts quarterly at the sites to assure the Commission that the counters are recording traffic accurately.*



Delaware River Joint Toll Bridge Commission Toll-Supported Bridge Traffic Counts November 2024

Bridge	Eastbound				Westbound				Total Volume	
	November 2024		November 2023		November 2024		November 2023		November 2024	November 2023
	Volume	% of Total	Volume	% of Total	Volume	% of Total	Volume	% of Total		
Lower Trenton	82,569	15.9%	79,046	14.9%	437,544	84.1%	450,856	85.1%	520,113	529,902
Calhoun Street ¹	204,526	39.4%	71,713	20.1%	314,865	60.6%	285,879	79.9%	519,391	357,592
Washington Crossing	70,051	35.2%	60,290	32.5%	129,153	64.8%	125,165	67.5%	199,204	185,455
New Hope-Lambertville ²	-	0.0%	147,778	42.9%	123,395	100.0%	196,557	57.1%	123,395	344,335
Centre Bridge-Stockton	64,081	44.0%	53,854	49.8%	81,553	56.0%	54,180	50.2%	145,634	108,034
Uhrerstown-Frenchtown ³	87,713	48.0%	44,660	32.9%	95,202	52.0%	90,962	67.1%	182,915	135,622
Upper Black Eddy-Milford ^{3,4}	74,765	55.8%	44,300	44.3%	59,109	44.2%	55,669	55.7%	133,874	99,969
Riegelsville	39,022	44.7%	38,035	46.0%	48,305	55.3%	44,696	54.0%	87,327	82,731
Northampton Street	161,158	30.5%	150,676	30.2%	367,804	69.5%	347,993	69.8%	528,962	498,669
Riverton-Belvidere	50,328	41.8%	44,542	39.4%	70,144	58.2%	68,498	60.6%	120,472	113,041
Total	834,213	32.6%	734,894	29.9%	1,727,074	67.4%	1,720,456	70.1%	2,561,287	2,455,350

NOTES:

1. There has been a significant increase in EB traffic due to several counter recalibrations throughout the year. Construction on US Route 29 in New Jersey in both directions may affect counts. Traffic counts will continue to be monitored monthly.

2. On January 30, 2024, eastbound traffic detour set in place due to construction under Contract No. TS-694A NH-L TSB Rehabilitation. Detour expected to remain in place into 2025. Eastbound traffic is detoured over the NH-L Toll Bridge. Counter was permanently relocated to the PA approach on 9/9/24. Traffic counts will continue to be monitored monthly.

3. November 2023 traffic counts were inaccurate due to the counter under-counting vehicles. The increase from November 2023 to November 2024 was due to a recalibration, reconfiguration, and repositioning of the counter between June 13, 2024 and June 26, 2024, which has yielded more accurate counts to date. Traffic counts will continue to be monitored monthly. On August 1, 2024, CR 619 in New Jersey was closed due to bridge construction between the Uhrerstown-Frenchtown TSB and the Upper Black Eddy-Milford TSB. CR 619 is expected to be closed through December 2024.

4. Total traffic volume appears to be correct. However, based on the geometry on the bridge, the location of the traffic sensor, and the driving habits of motorists, we will continue to monitor the Eastbound/Westbound directional percentage split.

**Due to the narrowness of many of the toll-supported bridges, some vehicles drive over the centerline when there is no oncoming traffic, causing directional misclassification.*

**With the upgrade of the traffic counting sensors in 2023, there have been some significant drops in traffic counts at some locations. Commission Staff has been in communication with the vendor, Signal Service, and is working to adjust and verify the new sensors are reporting as accurate as possible. In doing so, we have identified the previous counters may have been inaccurate at times at some of the locations. This could be caused by a number of factors including being out of calibration, double counting due to microwave reflections and/or driver behavior (i.e. straddling the lane line when no opposing traffic is coming) and also the geometry at those specific sites. Signal Service has been to the sites and verified counts and the newer sensors are within a margin of error of 5-7%. Sites where our counts are 10-15% lower than previous years are believed to be as a result of more accurate counts. Sites with counts greater than 15% differences from last year are being examined, will be visited and recalibrated, or counter hardware will be physically moved to see if we can achieve better results. Once Signal Service and the Commission Staff agree the counts are accurate, they will serve as a new baseline for our traffic counts. Going forward, Signal Service will perform routine recalibrations and documented verification counts quarterly at the sites to assure the Commission that the counters are recording traffic accurately.*



Delaware River Joint Toll Bridge Commission Toll Supported Bridge - Two Way Traffic Counts

November 2024

Bridge	Total Volume					
	November 2024	November 2023	% Change	YTD 2024	YTD 2023	% Change
Lower Trenton	520,113	529,902	-1.8%	6,060,500	5,953,388	1.8%
Calhoun Street ¹	519,391	357,592	45.2%	5,652,698	4,616,456	22.4%
Washington Crossing	199,204	185,455	7.4%	2,239,872	2,422,841	-7.6%
New Hope-Lambertville ²	123,395	344,335	-64.2%	2,050,610	4,094,439	-49.9%
Centre Bridge-Stockton	145,634	108,034	34.8%	1,546,601	1,364,971	13.3%
Uhlerstown-Frenchtown ³	182,915	135,622	34.9%	1,607,349	1,410,460	14.0%
Upper Black Eddy-Milford ^{3,4}	133,874	99,969	33.9%	1,293,077	1,166,727	10.8%
Riegelsville	87,327	82,731	5.6%	981,849	1,039,832	-5.6%
Northampton Street	528,962	498,669	6.1%	5,959,843	5,520,342	8.0%
Riverton-Belvidere	120,472	113,041	6.6%	1,374,162	1,391,099	-1.2%
Total	2,561,287	2,455,350	4.3%	28,766,561	28,980,555	-0.7%

NOTES:

1. There has been a significant increase in EB traffic due to several counter recalibrations throughout the year. Construction on US Route 29 in New Jersey in both directions may affect counts. Traffic counts will continue to be monitored monthly.

2. On January 30, 2024, eastbound traffic detour set in place due to construction under Contract No. TS-694A NH-L TSB Rehabilitation. Detour expected to remain in place into 2025. Eastbound traffic is detoured over the NH-L Toll Bridge. Counter was permanently relocated to the PA approach on September 9, 2024. Traffic counts will continue to be monitored monthly.

3. November 2023 traffic counts were inaccurate due to the counter under-counting vehicles. The increase from November 2023 to November 2024 was due to a recalibration, reconfiguration, and repositioning of the counter between June 13, 2024 and June 26, 2024, which has yielded more accurate counts to date. Traffic counts will continue to be monitored monthly. On August 1, 2024, CR 619 in New Jersey was closed due to bridge construction between the Uhlerstown-Frenchtown TSB and the Upper Black Eddy-Milford TSB. CR 619 is expected to be closed through December 2024.

4. Total traffic volume appears to be correct. However, based on the geometry on the bridge, the location of the traffic sensor, and the driving habits of motorists, we will continue to monitor the Eastbound/Westbound directional percentage split.

**Due to the narrowness of many of the toll-supported bridges, some vehicles drive over the centerline when there is no oncoming traffic, causing directional misclassification.*

**With the upgrade of the traffic counting sensors in 2023, there have been some significant drops in traffic counts at some locations. Commission Staff has been in communication with the vendor, Signal Service, and is working to adjust and verify the new sensors are reporting as accurate as possible. In doing so, we have identified the previous counters may have been inaccurate at times at some of the locations. This could be caused by a number of factors including being out of calibration, double counting due to microwave reflections and/or driver behavior (i.e. straddling the lane line when no opposing traffic is coming) and also the geometry at those specific sites. Signal Service has been to the sites and verified counts and the newer sensors are within a margin of error of 5-7%. Sites where our counts are 10-15% lower than previous years are believed to be as a result of more accurate counts. Sites with counts greater than 15% differences from last year are being examined, will be visited and recalibrated, or counter hardware will be physically moved to see if we can achieve better results. Once Signal Service and the Commission Staff agree the counts are accurate, they will serve as a new baseline for our traffic counts. Going forward, Signal Service will perform routine recalibrations and documented verification counts quarterly at the sites to assure the Commission that the counters are recording traffic accurately.*



Delaware River Joint Toll Bridge Commission Toll Bridge - Two Way Traffic Counts November 2024

Bridge	Total Volume (all classes)					
	November 2024	November 2023	% Change	YTD 2024	YTD 2023	% Change
Trenton-Morrisville ¹	1,560,520	1,556,897	0.2%	17,822,097	17,911,289	-0.5%
Scudder Falls	1,402,010	1,367,345	2.5%	15,407,182	14,562,388	5.8%
New Hope-Lambertville ²	436,587	337,826	29.2%	4,623,583	3,696,942	25.1%
Interstate 78 ³	1,941,698	1,952,426	-0.5%	21,728,959	21,291,457	2.1%
Easton - Phillipsburg	1,033,955	1,036,605	-0.3%	11,451,390	11,451,673	0.0%
Portland-Columbia ⁴	207,104	229,145	-9.6%	2,583,088	2,665,329	-3.1%
Delaware Water Gap ⁴	1,552,070	1,628,471	-4.7%	17,959,029	17,812,942	0.8%
Milford - Montague	192,391	198,728	-3.2%	2,355,411	2,352,052	0.1%
Total	8,326,335	8,307,443	0.2%	93,930,739	91,744,072	2.4%

NOTES:

1. Construction for Contract T-746A Trenton-Morrisville TB Roadway Paving & Deck Sealing Improvements began on July 25, 2024, with daily lane closings between 7AM and 3PM. Substantial Completion was reached on October 31, 2024.

2. On January 30, 2024, eastbound traffic detour set in in place due to construction under Contract No. TS-694A NH-L TSB Rehabilitation. Detour expected to remain in place into 2025. Eastbound traffic from the TSB is detoured over the NH-L Toll Bridge, resulting in an increase of Eastbound traffic over the toll bridge.

3. Construction for Contract T-766A I-78 NJ Roadway Rehabilitation and Power & Communication Infrastructure Improvements began on April 15, 2024. Work includes daily and nightly lane closures.

4. On December 6, 2022, a portion of Route 611 North of Portland was closed indefinitely after a rockfall occurred in Delaware Water Gap Borough. On November 9, 2024, this portion of Route 611 was re-opened to traffic in a long-term temporary configuration of one lane, alternating via traffic signals. It will remain in this configuration until a permanent solution is decided on in the future.

DELAWARE RIVER JOINT TOLL BRIDGE COMMISSION

Meeting of December 23rd, 2024

STATISTICAL SUMMARY OF EXPENDITURES

There follow reports entitled “**Budget vs Actual**” covering the month of November 2024 relative to Toll Bridges, Toll Supported Bridges and Administration Departments.

Total operating expenses plus encumbrance totaled \$8,510,975 for the month of November. For the 2024 fiscal period, total expenses plus encumbrances amounted to \$77,151,566 which represents 87.05% of 2024 year-to-date operating budget.

There were three payrolls during the month of November, which resulted in higher-than-normal payroll related expenses. This additional payroll was accounted for in the Commission’s year-to-date operating budget.

There were no unusual expenses during the month.

Delaware River Joint Toll Bridge Commission
Budget vs Actual
For the Eleven Months Ending November 30, 2024

TOTAL COMMISSION

	Annual Budget 2024	YTD Budget 2024	Expended For The Month	Expended Year To Date	Encumbered	Remaining Annual Budget
Regular Employee Salaries	\$27,318,225	25,227,507	\$3,109,925	\$24,493,870	\$0	\$2,824,355
Part-Time Employee Wages	1,066,414	995,261	101,969	894,214	0	172,200
Overtime Wages	1,167,705	1,088,146	28,057	176,472	0	991,233
Pension Contributions	9,763,609	9,012,495	953,705	7,796,066	0	1,967,543
FICA Contributions	2,368,677	2,186,454	244,400	2,030,197	0	338,480
Regular Employee Healthcare Benefits	15,006,387	13,743,703	1,235,009	10,427,632	0	4,578,755
Life Insurance Benefits	302,454	278,137	23,751	260,136	0	42,317
Unemployment Compensation Benefits	44,100	44,100	(2,585)	(17,362)	0	61,462
Utility Expense	990,078	923,153	49,814	671,096	72,905	246,077
Office Expense	398,821	373,557	14,684	255,930	29,300	113,590
Telecommunication Expense	1,617,015	1,489,322	102,895	1,219,740	7,509	389,766
Information Technology Expense	1,189,074	1,184,220	66,912	931,311	76,683	181,080
Professional Development/Meetings	542,564	510,896	20,091	199,593	5,850	337,121
Vehicle Maintenance Expense and Fuel	695,514	680,698	24,532	504,212	144,953	46,349
Operations Maintenance Expense	2,280,920	2,161,751	152,105	1,457,226	393,101	430,593
ESS Operating Maintenance Expense	1,444,798	1,324,398	71,921	822,439	69,136	553,224
Commission Expense	25,948	23,786	766	13,953	0	11,995
Toll Collection Expense	132,676	127,591	554	66,035	0	66,641
Uniform Expense	329,545	324,220	21,976	110,117	149,840	69,588
Business Insurance	6,000,038	5,293,757	471,059	5,098,168	0	901,870
Licenses & Inspections Expense	21,685	20,072	1,165	12,818	0	8,868
Advertising	64,458	60,665	3,235	30,791	1,921	31,747
Professional Services	2,049,112	1,887,604	71,026	1,010,140	10,594	1,028,378
State Police Bridge Security	7,549,437	6,950,196	616,282	6,646,894	0	902,544
ETC Equip/Traffic Counter Maint	1,481,000	1,361,653	104,338	1,119,669	0	361,331
General Contingency	500,000	500,000	0	174,115	53,000	272,885
ETC Operating Expense	11,819,261	10,861,764	1,002,919	9,731,303	0	2,087,958
Total	\$96,169,515	\$88,635,105	\$8,490,506	\$76,136,775	\$1,014,791	\$19,017,949

Delaware River Joint Toll Bridge Commission
Budget vs Actual
For the Eleven Months Ending November 30, 2024

ADMINISTRATION*

	Annual Budget 2024	YTD Budget 2024	Expended For The Month	Expended Year To Date	Encumbered	Remaining Annual Budget
OPERATING EXPENSE						
Regular Employee Salaries	\$6,119,299	5,648,372	\$704,473	\$5,525,124	\$0	\$594,175
Part-Time Employee Wages	72,000	72,000	0	0	0	72,000
Overtime Wages	10,101	9,106	0	217	0	9,884
Pension Contributions	1,997,991	1,844,285	203,536	1,604,737	0	393,254
FICA Contributions	474,407	437,911	45,717	408,973	0	65,434
Regular Employee Healthcare Benefits	2,551,088	2,334,021	191,687	1,704,637	0	846,451
Life Insurance Benefits	66,030	60,527	5,212	56,722	0	9,308
Unemployment Compensation Benefits	44,100	44,100	(2,585)	(17,362)	0	61,462
Utility Expense	138,400	124,225	6,377	108,815	0	29,585
Office Expense	287,551	270,455	10,252	192,521	25,372	69,658
Telecommunication Expense	160,419	146,818	9,455	95,966	0	64,453
Information Technology Expense	1,185,630	1,181,078	66,912	931,311	76,683	177,636
Professional Development/Meetings	405,077	381,321	16,659	171,161	5,850	228,066
Vehicle Maintenance Expense and Fuel	56,902	56,263	3,757	50,045	5,848	1,009
Operations Maintenance Expense	201,450	168,762	16,204	133,980	29,554	37,916
Commission Expense	25,948	23,786	766	13,953	0	11,995
Uniform Expense	11,097	10,820	288	4,551	2,213	4,333
Business Insurance	501,136	253,097	23,280	148,294	0	352,842
Licenses & Inspections Expense	500	458	0	104	0	396
Advertising	64,458	60,665	3,235	30,791	1,921	31,747
Professional Services	1,364,112	1,259,686	71,026	781,790	1,667	580,656
General Contingency	500,000	500,000	0	174,115	53,000	272,885
OPERATING EXPENSE SUBTOTAL	\$16,237,696	\$14,887,757	\$1,376,251	\$12,120,443	\$202,108	\$3,915,146
ADM OPS AIIOCATION						
TES Allocation			(163,053)	(1,290,648)		
ADM OPS AIIOCATION SUBTOTAL			(\$163,053)	(\$1,290,648)		
			\$0	\$0		
TOTAL EXPENSES			\$1,213,197	\$10,829,795		

* Includes Executive, Human Resources, Accounting, EZPass, Purchasing, Information Technology, Community Affairs, Contract/Compliance, and Training & Employee Safety.

Delaware River Joint Toll Bridge Commission
Budget vs Actual
For the Eleven Months Ending November 30, 2024

ADMINISTRATION - OPERATIONS*

	Annual Budget 2024	YTD Budget 2024	Expended For The Month	Expended Year To Date	Encumbered	Remaining Annual Budget
OPERATING EXPENSE						
Regular Employee Salaries	\$4,128,770	3,819,368	\$529,995	\$3,718,313	\$0	\$410,457
Part-Time Employee Wages	62,000	56,833	0	43,656	0	18,344
Overtime Wages	164,649	144,310	7,482	46,156	0	118,493
Pension Contributions	1,871,122	1,727,177	215,013	1,513,828	0	357,294
FICA Contributions	441,112	407,177	46,733	388,772	0	52,340
Regular Employee Healthcare Benefits	2,261,116	2,072,831	176,908	1,661,898	0	599,218
Life Insurance Benefits	57,977	53,146	4,745	51,894	0	6,084
Utility Expense	121,000	110,917	5,037	50,573	0	70,427
Office Expense	53,678	49,175	3,374	30,672	3,020	19,987
Telecommunication Expense	176,203	161,519	8,809	96,063	0	80,139
Professional Development/Meetings	111,925	105,639	3,372	26,986	0	84,939
Vehicle Maintenance Expense and Fuel	136,602	129,718	4,697	110,167	18,437	7,997
Operations Maintenance Expense	408,403	396,703	6,555	247,288	131,514	29,602
ESS Operating Maintenance Expense	1,444,798	1,324,398	71,921	822,439	69,136	553,224
Toll Collection Expense	265	243	0	0	0	265
Uniform Expense	60,005	59,509	10,573	37,739	4,985	17,281
Business Insurance	217,330	199,219	17,480	199,466	0	17,865
Licenses & Inspections Expense	2,515	2,305	0	1,937	0	578
Professional Services	685,000	627,918	0	228,351	8,927	447,722
OPERATING EXPENSE SUBTOTAL	\$12,404,470	\$11,448,107	\$1,112,695	\$9,276,198	\$236,018	\$2,892,255
ADM OPS AIIOCATION						
TES Allocation			19,884	155,163		
Toll Operation Allocation			(110,508)	(861,008)		
Bridge Maint Allocation			(289,896)	(2,676,417)		
PSBS Allocation			(536,705)	(4,539,664)		
ADM OPS AIIOCATION SUBTOTAL			(\$917,225)	(\$7,921,926)		
TOTAL EXPENSES			\$195,470	\$1,354,272		

* Includes Engineering, Maintenance/Toll Operation, Southern Region Maintenance Center, Public Safety and Bridge Security.

Delaware River Joint Toll Bridge Commission
Budget vs Actual
For the Eleven Months Ending November 30, 2024

SOUTHERN REGION TOLL BRIDGE

	Annual Budget 2024	YTD Budget 2024	Expended For The Month	Expended Year To Date	Encumbered	Remaining Annual Budget
OPERATING EXPENSE						
Regular Employee Salaries	\$3,707,770	3,422,692	\$394,253	\$3,300,807	\$0	\$406,963
Part-Time Employee Wages	277,694	257,362	38,021	264,771	0	12,923
Overtime Wages	286,065	277,653	4,290	27,195	0	258,870
Pension Contributions	1,310,699	1,209,867	115,533	958,377	0	352,323
FICA Contributions	324,458	299,497	33,159	272,741	0	51,717
Regular Employee Healthcare Benefits	2,107,820	1,933,408	182,186	1,425,722	0	682,098
Life Insurance Benefits	39,471	36,260	2,852	32,656	0	6,815
Utility Expense	239,105	226,738	20,344	176,146	25,933	37,026
Office Expense	13,446	12,375	197	8,336	197	4,912
Telecommunication Expense	197,390	186,310	9,329	134,988	0	62,403
Information Technology Expense	179	162	0	0	0	179
Professional Development/Meetings	3,144	2,921	0	100	0	3,045
Vehicle Maintenance Expense and Fuel	146,739	145,532	893	68,917	64,104	13,718
Operations Maintenance Expense	462,056	430,375	39,280	362,265	33,402	66,389
Toll Collection Expense	36,305	35,115	220	18,771	0	17,534
Uniform Expense	83,132	82,023	7,581	19,087	55,301	8,744
Business Insurance	1,811,060	1,660,138	147,471	1,626,785	0	184,274
Licenses & Inspections Expense	3,307	3,307	178	2,241	0	1,066
State Police Bridge Security	2,262,636	2,083,012	184,790	1,993,219	0	269,417
ETC Equipment/Traffic Counter Maint	516,658	474,717	34,453	393,304	0	123,354
ETC Operating Expense	4,593,639	4,221,391	396,854	4,009,588	0	584,051
OPERATING EXPENSE SUBTOTAL	\$18,422,771	\$17,000,859	\$1,611,882	\$15,096,015	\$178,937	\$3,147,820
ADM OPS AIIOCATION						
TES Allocation			29,123	230,979		
Toll Operation Allocation			33,152	258,302		
Bridge Maint Allocation			123,912	1,213,767		
PSBS Allocation			136,548	1,171,895		
ADM OPS AIIOCATION SUBTOTAL			\$322,736	\$2,874,944		
TOTAL EXPENSES			\$1,934,618	\$17,970,959		

Delaware River Joint Toll Bridge Commission
Budget vs Actual
For the Eleven Months Ending November 30, 2024

CENTRAL REGION TOLL BRIDGE

	Annual Budget 2024	YTD Budget 2024	Expended For The Month	Expended Year To Date	Encumbered	Remaining Annual Budget
OPERATING EXPENSE						
Regular Employee Salaries	\$4,058,503	3,747,333	\$403,685	\$3,504,510	\$0	\$553,993
Part-Time Employee Wages	251,020	230,101	32,633	218,834	0	32,186
Overtime Wages	106,596	104,143	3,381	27,276	0	79,320
Pension Contributions	1,352,840	1,248,766	122,045	1,196,337	0	156,503
FICA Contributions	336,410	310,530	33,446	284,079	0	52,331
Regular Employee Healthcare Benefits	2,376,088	2,178,327	205,565	1,618,554	0	757,534
Life Insurance Benefits	42,957	40,328	3,197	36,363	0	6,594
Utility Expense	238,784	224,773	5,895	163,638	35,350	39,796
Office Expense	11,038	10,541	270	3,698	273	7,067
Telecommunication Expense	454,720	418,748	29,689	377,094	7,509	70,118
Information Technology Expense	1,003	902	0	0	0	1,003
Professional Development/Meetings	11,498	10,784	59	1,196	0	10,302
Vehicle Maintenance Expense and Fuel	176,253	174,171	6,748	143,778	31,250	1,225
Operations Maintenance Expense	601,841	575,826	56,542	371,501	122,628	107,712
Toll Collection Expense	54,609	52,810	268	31,132	0	23,477
Uniform Expense	59,952	58,872	953	24,152	28,964	6,836
Business Insurance	1,034,279	948,089	84,576	934,357	0	99,922
Licenses & Inspections Expense	4,247	3,038	128	2,828	0	1,420
State Police Bridge Security	2,051,910	1,889,014	167,572	1,806,999	0	244,911
ETC Equipment/Traffic Counter Maint	436,574	401,096	23,049	338,520	0	98,054
ETC Operating Expense	4,175,586	3,837,407	351,731	3,319,682	0	855,905
OPERATING EXPENSE SUBTOTAL	\$17,836,708	\$16,465,602	\$1,531,432	\$14,404,528	\$225,974	\$3,206,206
ADM OPS AIIOCATION						
TES Allocation			37,358	296,286		
Toll Operation Allocation			44,203	344,403		
Bridge Maint Allocation			42,879	336,071		
PSBS Allocation			87,815	756,378		
ADM OPS AIIOCATION SUBTOTAL			\$212,255	\$1,733,138		
TOTAL EXPENSES			\$1,743,687	\$16,137,666		

Delaware River Joint Toll Bridge Commission
Budget vs Actual
For the Eleven Months Ending November 30, 2024

NORTHERN REGION TOLL BRIDGE

	Annual Budget 2024	YTD Budget 2024	Expended For The Month	Expended Year To Date	Encumbered	Remaining Annual Budget
OPERATING EXPENSE						
Regular Employee Salaries	\$3,931,714	3,629,962	\$426,008	\$3,566,114	\$0	\$365,601
Part-Time Employee Wages	396,359	372,235	31,315	366,953	0	29,406
Overtime Wages	178,163	163,770	9,791	43,581	0	134,583
Pension Contributions	1,350,708	1,246,798	135,970	1,248,019	0	102,689
FICA Contributions	348,464	321,657	35,557	302,430	0	46,035
Regular Employee Healthcare Benefits	2,222,792	2,038,675	193,976	1,494,671	0	728,121
Life Insurance Benefits	41,498	38,040	3,153	34,766	0	6,733
Utility Expense	163,169	152,206	8,363	121,369	11,622	30,178
Office Expense	11,373	11,088	434	5,738	439	5,197
Telecommunication Expense	354,356	324,826	25,470	291,736	0	62,620
Information Technology Expense	2,262	2,078	0	0	0	2,262
Professional Development/Meetings	5,647	5,397	0	150	0	5,497
Vehicle Maintenance Expense and Fuel	178,142	174,139	8,438	131,294	25,314	21,535
Operations Maintenance Expense	394,251	388,583	25,654	240,170	43,095	110,986
Toll Collection Expense	41,498	39,423	66	16,132	0	25,366
Uniform Expense	68,244	67,133	1,412	15,392	41,088	11,764
Business Insurance	1,832,067	1,679,395	148,935	1,643,848	0	188,219
Licenses & Inspections Expense	4,420	4,420	693	3,732	0	689
State Police Bridge Security	1,425,919	1,312,807	116,236	1,253,951	0	171,968
ETC Equipment/Traffic Counter Maint	516,658	474,729	45,447	382,286	0	134,372
ETC Operating Expense	3,050,035	2,802,966	254,334	2,402,033	0	648,002
OPERATING EXPENSE SUBTOTAL	\$16,517,741	\$15,250,327	\$1,471,251	\$13,564,362	\$121,557	\$2,831,823
ADM OPS AIIOCATION						
TES Allocation			37,851	300,198		
Toll Operation Allocation			33,152	258,302		
Bridge Maint Allocation			34,303	268,857		
PSBS Allocation			131,723	1,134,567		
ADM OPS AIIOCATION SUBTOTAL			\$237,029	\$1,961,925		
TOTAL EXPENSES			\$1,708,280	\$15,526,286		

Delaware River Joint Toll Bridge Commission
Budget vs Actual
For the Eleven Months Ending November 30, 2024

SOUTHERN DIVISION TOLL SUPPORTED BRIDGES

	Annual Budget 2024	YTD Budget 2024	Expended For The Month	Expended Year To Date	Encumbered	Remaining Annual Budget
OPERATING EXPENSE						
Regular Employee Salaries	\$2,490,966	2,299,761	\$287,540	\$2,247,713	\$0	\$243,253
Part-Time Employee Wages	3,671	3,365	0	0	0	3,671
Overtime Wages	215,565	199,670	1,573	18,640	0	196,924
Pension Contributions	878,269	810,704	64,346	579,854	0	298,416
FICA Contributions	207,330	191,380	21,984	172,335	0	34,995
Regular Employee Healthcare Benefits	1,686,256	1,537,324	138,685	1,216,258	0	469,998
Life Insurance Benefits	25,345	23,126	2,087	22,255	0	3,090
Utility Expense	53,157	50,894	1,857	25,175	0	27,982
Office Expense	11,500	10,542	0	10,625	0	875
Telecommunication Expense	72,146	66,133	5,257	58,494	0	13,652
Professional Development/Meetings	3,025	2,773	0	0	0	3,025
Vehicle Maintenance Expense and Fuel	865	865	0	0	0	865
Operations Maintenance Expense	143,798	136,504	6,467	73,593	26,528	43,677
Uniform Expense	24,466	23,868	985	4,667	12,363	7,437
Business Insurance	353,876	324,387	28,861	319,076	0	34,801
Licenses & Inspections Expense	4,570	4,570	64	1,313	0	3,257
State Police Bridge Security	1,149,619	1,058,354	93,911	1,012,628	0	136,991
ETC Equipment/Traffic Counter Maint	5,555	5,555	695	2,780	0	2,775
OPERATING EXPENSE SUBTOTAL	\$7,329,980	\$6,749,775	\$654,312	\$5,765,405	\$38,891	\$1,525,684
ADM OPS AIIOCATION						
TES Allocation			19,428	154,087		
Bridge Maint Allocation			73,080	734,496		
PSBS Allocation			95,533	782,651		
ADM OPS AIIOCATION SUBTOTAL			\$188,041	\$1,671,233		
TOTAL EXPENSES			\$842,353	\$7,436,638		

Delaware River Joint Toll Bridge Commission
Budget vs Actual
For the Eleven Months Ending November 30, 2024

NORTHERN DIVISION TOLL SUPPORTED BRIDGES

	Annual Budget 2024	YTD Budget 2024	Expended For The Month	Expended Year To Date	Encumbered	Remaining Annual Budget
OPERATING EXPENSE						
Regular Employee Salaries	\$2,881,201	2,660,017	\$363,971	\$2,631,288	\$0	\$249,913
Part-Time Employee Wages	3,671	3,365	0	0	0	3,671
Overtime Wages	206,566	189,494	1,540	13,407	0	193,159
Pension Contributions	1,001,980	924,898	97,262	694,914	0	307,066
FICA Contributions	236,495	218,301	27,805	200,867	0	35,628
Regular Employee Healthcare Benefits	1,801,228	1,649,116	146,002	1,305,893	0	495,335
Life Insurance Benefits	29,176	26,709	2,504	25,481	0	3,695
Utility Expense	36,463	33,399	1,941	25,379	0	11,084
Office Expense	10,235	9,382	157	4,342	0	5,893
Telecommunication Expense	201,782	184,967	14,887	165,401	0	36,381
Professional Development/Meetings	2,247	2,060	0	0	0	2,247
Vehicle Maintenance Expense and Fuel	11	10	0	11	0	0
Operations Maintenance Expense	69,121	64,998	1,404	28,429	6,381	34,311
Uniform Expense	22,650	21,994	185	4,529	4,927	13,194
Business Insurance	250,289	229,431	20,456	226,342	0	23,947
Licenses & Inspections Expense	2,125	1,972	102	664	0	1,461
State Police Bridge Security	659,353	607,009	53,773	580,097	0	79,256
ETC Equipment/Traffic Counter Maint	5,556	5,556	695	2,780	0	2,776
OPERATING EXPENSE SUBTOTAL	\$7,420,149	\$6,832,679	\$732,682	\$5,909,825	\$11,308	\$1,499,016
ADM OPS AIIOCATION						
TES Allocation			19,409	153,936		
Bridge Maint Allocation			15,722	123,226		
PSBS Allocation			85,086	694,172		
ADM OPS AIIOCATION SUBTOTAL			\$120,217	\$971,334		
TOTAL EXPENSES			\$852,900	\$6,881,159		

DELAWARE RIVER JOINT TOLL BRIDGE COMMISSION SYSTEM
STATEMENT OF REVENUE AND EXPENSES FOR THE ELEVEN MONTHS ENDED NOVEMBER 30, 2024

	Southern Toll Bridges	Central Toll Bridges	Northern Toll Bridges	Toll Bridges Subtotal	Southern Region TSB	Northern Region TSB	TSB Subtotal	Administration Operation	Administration Administrative	ADM Subtotal	TOTAL 2024	TOTAL 2023
TOLL REVENUE												
Net Toll Revenue	44,577,912	87,619,091	49,043,121	181,240,125	-	-	-	-	-	-	181,240,125	167,380,586
EZPass Fee	650,667	1,404,817	743,716	2,799,200	-	-	-	-	-	-	2,799,200	2,485,982
Net Violation Fee Income	909,217	(1,670,130)	(1,473,416)	(2,234,329)	-	-	-	-	-	-	(2,234,329)	8,447,783
REVENUE FROM TOLL	\$ 46,137,796	\$ 87,353,778	\$ 48,313,422	\$ 181,804,996	\$ -	\$ -	\$ -	\$ -	\$ -	\$ -	\$ 181,804,996	\$ 178,314,351
OPERATING EXPENSE												
Regular Employee Salaries	3,300,807	3,504,510	3,566,114	10,371,431	2,247,713	2,631,288	4,879,001	3,718,313	5,525,124	9,243,437	24,493,870	21,597,088
Part-Time Employee Wages	264,771	218,834	366,953	850,558	-	-	-	43,656	-	43,656	894,214	810,235
Summer Employee Wages	-	-	-	-	-	-	-	-	-	-	-	-
Overtime Wages	27,195	27,276	43,581	98,051	18,640	13,407	32,048	46,156	217	46,373	176,472	618,454
Pension Contributions	958,377	1,196,337	1,248,019	3,402,733	579,854	694,914	1,274,768	1,513,828	1,604,737	3,118,565	7,796,066	7,059,241
FICA Contributions	272,741	284,079	302,430	859,250	172,335	200,867	373,203	388,772	408,973	797,745	2,030,197	1,833,106
Regular Employee Healthcare Benefits	1,425,722	1,618,554	1,494,671	4,538,946	1,216,258	1,305,893	2,522,151	1,661,898	1,704,637	3,366,535	10,427,632	10,591,822
Life Insurance Benefits	32,656	36,363	34,766	103,785	22,255	25,481	47,736	51,894	56,722	108,615	260,136	241,994
Unemployment Compensation Benefits	-	-	-	-	-	-	-	-	(17,362)	(17,362)	(17,362)	33,881
Utility Expense	176,146	163,638	121,369	461,154	25,175	25,379	50,554	50,573	108,815	159,388	671,096	638,359
Office Expense	8,336	3,698	5,738	17,771	10,625	4,342	14,967	30,672	192,521	223,192	255,930	192,782
Telecommunication Expense	134,988	377,094	291,736	803,817	58,494	165,401	223,895	96,063	95,966	192,029	1,219,740	1,232,891
Information Technology Expense	-	-	-	-	-	-	-	-	-	931,311	931,311	820,191
Professional Development/Meetings	100	1,196	150	1,445	-	-	-	26,986	171,161	198,148	199,593	254,723
Vehicle Maintenance Expense and Fuel	68,917	143,778	131,294	343,989	-	11	11	110,167	50,045	160,212	504,212	412,114
Operations Maintenance Expense	362,265	371,501	240,170	973,937	73,593	28,429	102,022	247,288	133,980	381,268	1,457,226	1,672,716
ESS Operating Maintenance Expense	-	-	-	-	-	-	-	822,439	-	822,439	822,439	988,535
Commission Expense	-	-	-	-	-	-	-	-	13,953	13,953	13,953	10,179
Toll Collection Expense	18,771	31,132	16,132	66,035	-	-	-	-	-	-	66,035	76,754
Uniform Expense	19,087	24,152	15,392	58,631	4,667	4,529	9,196	37,739	4,551	42,290	110,117	155,820
Business Insurance	1,626,785	934,357	1,643,848	4,204,991	319,076	226,342	545,418	199,466	148,294	347,759	5,098,168	4,636,235
Licenses & Inspections Expense	2,241	2,828	3,732	8,800	1,313	664	1,977	1,937	104	2,041	12,818	10,866
Advertising	-	-	-	-	-	-	-	-	30,791	30,791	30,791	28,951
Professional Services	-	-	-	-	-	-	-	228,351	781,790	1,010,140	1,010,140	1,068,613
State Police Bridge Security	1,993,219	1,806,999	1,253,951	5,054,169	1,012,628	580,097	1,592,725	-	-	-	6,646,894	6,390,392
ETC Equip/Traffic Counter Maint	393,304	338,520	382,286	1,114,109	2,780	2,780	5,560	-	-	-	1,119,669	1,078,775
General Contingency	-	-	-	-	-	-	-	-	174,115	174,115	174,115	-
ETC Operating Expense	4,009,588	3,319,682	2,402,033	9,731,303	-	-	-	-	-	-	9,731,303	8,581,879
TOTAL OP., MAINT., & ADM	\$ 15,096,015	\$ 14,404,528	\$ 13,564,362	\$ 43,064,904	\$ 5,765,405	\$ 5,909,825	\$ 11,675,230	\$ 9,276,198	\$ 12,120,443	\$ 21,396,640	\$ 76,136,775	\$ 71,036,596
ADM OPS ALLOCATION												
TES Allocation	230,979	296,286	300,198	827,463	154,087	153,936	308,023	155,163	(1,290,648)	(1,135,485)	-	-
Toll Ops Allocation	258,302	344,403	258,302	861,008	-	-	-	(861,008)	-	(861,008)	-	-
Bridge Maint Allocation	1,213,767	336,071	268,857	1,818,695	734,496	123,226	857,722	(2,676,417)	-	(2,676,417)	-	-
Maint/Toll Allocation	-	-	-	-	-	-	-	-	-	-	-	-
PSBS Allocation	1,171,895	756,378	1,134,567	3,062,841	782,651	694,172	1,476,823	(4,539,664)	-	(4,539,664)	-	-
TOTAL ADM OPS ALLOCATION	\$ 2,874,944	\$ 1,733,138	\$ 1,961,925	\$ 6,570,007	\$ 1,671,233	\$ 971,334	\$ 2,642,567	\$ (7,921,926)	\$ (1,290,648)	\$ (9,212,574)	\$ -	\$ -
OTHER OPERATING INC/EXP												
Other Operating Income	-	-	-	-	-	-	-	-	246,115	246,115	246,115	320,981
TOTAL OTHER OP INC	\$ -	\$ -	\$ -	\$ -	\$ -	\$ -	\$ -	\$ -	\$ 246,115	\$ 246,115	\$ 246,115	\$ 320,981
NET OPERATING INC	\$ 28,166,837	\$ 71,216,113	\$ 32,787,135	\$ 132,170,085	\$ (7,436,638)	\$ (6,881,159)	\$ (14,317,797)	\$ (1,354,272)	\$ (10,583,679)	\$ (11,937,951)	\$ 105,914,337	\$ 107,598,736
NON-OPERATING REV/EXP												
Interest Revenue & Unrealized Gain/Loss	-	-	-	-	-	-	-	-	-	-	14,194,034	12,713,510
Other Non-Operating Revenue	-	-	-	-	-	-	-	-	-	-	385,755	2,000
Interest Expense	-	-	-	-	-	-	-	-	-	-	(23,703,484)	(24,105,519)
Depreciation Expense	-	-	-	-	-	-	-	-	-	-	(18,629,640)	(18,309,351)
TOTAL NON-OPS REV/EXP	-	-	-	-	-	-	-	-	-	-	\$ (27,753,335)	\$ (29,699,361)
CHANGE IN NET ASSETS	-	-	-	-	-	-	-	-	-	-	\$ 78,161,002	\$ 77,899,375

33

DELAWARE RIVER JOINT TOLL BRIDGE COMMISSION

Meeting of December 23, 2024

ADMINISTRATION

The following Pages reflect the reports on those items assigned to the Administration Department. Each item is reported separately and page numbered accordingly.

DELAWARE RIVER JOINT TOLL BRIDGE COMMISSION

Meeting of December 23, 2024

PURCHASING REPORT INDEX

MONTH OF NOVEMBER 2024

SUBJECT	DESCRIPTION	PAGE NUMBER
Purchasing	Monthly Purchasing Report covering the month of November 2024	1-4

DELAWARE RIVER JOINT TOLL BRIDGE COMMISSION

Meeting of December 23, 2024

MONTHLY PURCHASING REPORT

Month of November 2024

This report itemizes all orders for purchases made for the month of November 2024, showing the divisions chargeable for the expense and the source of authority for issuance of the Purchase Order. This authority is broken into three categories:

- (1) By authority of the Commission
- (2) By authority of the Executive Director or his designate
- (3) By authority of the Director

The purchasing activities for the month of November 2024, culminated in the preparation and placement of 52 purchase orders in the total amount of \$393,046.53. There were no quotes sent out for the month of November.

Significant procurements are shown below:

- One (1) Purchase Order was issued, in the total amount of \$143,056.69 for Office365 renewal;
- Two (2) Purchase Orders were issued, in the total amount of \$36,353.00 for guiderail and attenuator repairs/replacements at I78;
- One (1) Purchase Order was issued, in the total amount of \$21,167.04 for customer service center desktops;
- One (1) Purchase Order was issued, in the total amount of \$17,893.18 for a generator transfer switch at NHL;
- One (1) Purchase Order was issued, in the total amount of \$16,200.00 for (2) cameras installed at SF to monitor pedestrian traffic on the main bridge.

In addition to the practices employed incidental to purchase of materials, etc., from vendors on a direct basis, the Commission also purchases via direct utilization of the purchasing processes of the State of New Jersey, the Commonwealth of Pennsylvania and other joint purchasing arrangements.

**DELAWARE RIVER JOINT TOLL BRIDGE COMMISSION
REPORT OF PURCHASING ACTIVITIES**

November 2024

PO Number	Vendor Name	General Description	Req Dept	Contract/Resolution/ Comment	** BY AUTHORITY OF **	
					Commission	Director of Purchasing
20240657	CDW-G	PRINTER SUPPLIES	IT	COSTARS 6		2,751.70
20240658	SIGNAL SERVICE INC	ESS CAMERA REMOTE RB TSB	ESS	COSTARS 40		1,283.00
20240659	SIGNAL SERVICE INC	ESS CAMERAS-SCUDDER FALLS	ESS	COSTARS 40		16,200.00
20240660	DELL MARKETING LP	OFFICE365 RENEWAL	IT	NJ M0003-89850		143,056.69
20240661	SUPER HEAT INC	DIAGNOSTIC TEST (MINI SPLIT)	DWG			332.32
20240662	ACS SERVICES LLC	NHL - HVAC SERVICES	NHL			6,990.00
20240663	E.M. KUTZ, INC.	SRMC - PLOW PARTS & ACCESS	SRMC			4,703.00
20240664	COOPER ELECTRIC SUPPLY CO	COOPER ELECTRIC-TM	TM	COSTARS 8		1,390.00
20240665	COOPER ELECTRIC SUPPLY CO	COOPER ELECTRIC-NHL	NHL	COSTARS 8		888.00
20240666	HILLTOP SALES & SERVICE, INC.	POLE PRUNER (DWG)	DWG			719.00
20240667	FROMM ELECTRIC SUPPLY CORP.	LIGHT POLE REPLACEMENT/I-78	I78			6,665.85
20240668	TRIOUS INC	SNOW PLOW PARTS (TRIUS)	DWG			6,365.00
20240669	PERFORMANCE TIRE CO.	TIRES FOR I-78 GARAGE	I78			1,067.80
20240670	PETROCHOICE	LUBRICANTS, OIL & GREASE	EP	PA-4400024060		490.00
20240671	GRAINGER	I-78 SAFE CLEANING SUPPLIES	I78	NJ M-0002		1,055.49
20240672	J. FLETCHER CREAMER & SONS , INC	GUIDE RAIL & ATTENUATOR RPLCMN	I78	TTS-783A		9,300.00
20240673	J. FLETCHER CREAMER & SONS , INC	GUIDE RAIL & ATTENUATOR RPLCMN	I78	TTS-783A		33,500.00
20240674	E.O. HABHEGGER CO, INC.	SERVICE TO NHL OIL TANK (2024)	NHL			2,853.00
20240675	DELL MARKETING LP CAPITAL RESERVE	CUSTOMER SERVICE CENTER DESKTO	IT	C0000010	21,167.04	
20240676	SIGNAL SERVICE INC	ESS CAMERA REPLACEMENT I78 RF0	ESS	COSTARS 18		7,334.00
20240677	PMG SM PA LLC	AQUAPHALT (NHL)	NHL			1,820.00

**DELAWARE RIVER JOINT TOLL BRIDGE COMMISSION
REPORT OF PURCHASING ACTIVITIES**

November 2024

PO Number	Vendor Name	General Description	Req Dept	Contract/Resolution/ Comment	** BY AUTHORITY OF **	
					Commission	Director of Purchasing
20240678	TILLEY FIRE SOLUTIONS LLC	HVAC SERVICE / SPLIT SYSTEM RE	NHL			479.50
20240679	ADVANCE AUTO PARTS	EP- ADVANCEDAUTO PARTS ORDER	EP			2,741.97
20240680	MOORE OUTDOOR REJUVENATION	MOORE OUTDOOR REJUVENATION, IN	SFT	COSTARS 41		1,800.00
20240681	OFFICE BASICS	SRMC JANITORIAL (SRMC)	SRMC	COSTARS 05		11,054.11
20240682	GRAINGER	GRAINGER SAFETY SHOE PROGRAM	TES			2,232.23
20240683	STARR UNIFORM	CLOTHING: PSBS CCEN PERSONNEL	ESS	COSTARS 12		292.02
20240684	SIGNAL SERVICE INC	ESS CAMERA REPLACEMENT M-M Mm1	ESS	COSTARS 18- #040-044		7,922.00
20240685	KELLEY BROS, LLC	ESS: SECURITY -DWG VIDEO DOOR	ESS	COSTARS 008-681		1,528.00
20240686	BERGEY'S HD TRUCK CENTER	LH-SRMC- RADIATOR & ALTERNATOR	SRMC			2,119.69
20240687	ACS SERVICES LLC	HVAC SERVICE AC-3 NOT COOLING	NHL			645.00
20240688	ACS SERVICES LLC	HVAC SERVICE / CHILLERS DOWN	AB SF			775.00
20240689	EMR POWER SYSTEMS LLC CAPITAL RESERVE	GENERATOR TRANSFER SWITCH SOL	NHL			17,893.18
20240690	ACS SERVICES LLC	HVAC SERVICE - AC-3 High Press	NHL			5,061.55
20240691	E.M. KUTZ, INC.	178- EM KUTZ- TRUCK PARTS ORDE	178			1,641.82
20240692	GRAINGER	FILTERS LANGHORNE-GRAINGER	SRMC	NJ M-0002		1,153.84
20240693	MITCHELL 1	MITCHELL1 AUTO REPAIR SOFTWARE	IT			3,600.00
20240694	GRAINGER	LANGHORNE FILTERS-GRAINGER	SRMC	NJ M-0002		1,241.32
20240695	DELL MARKETING LP CAPITAL RESERVE	ESS WORKSTATIONS-LANGHORNE	SRMC	COSTARS 003-E22-603		12,578.76
20240696	WEST AMWELL MASON SUPPLY	PRO SLICER ICE MELTER, TM / S	NHL			10,542.84
20240697	ACS SERVICES LLC	HVAC LEAK REPAIR (NHL)	NHL			5,365.00
20240698	AMAZON CAPITAL SERVICES	IT SUPPLIES	IT	US-COMM-R-TC-17006		893.88

**DELAWARE RIVER JOINT TOLL BRIDGE COMMISSION
REPORT OF PURCHASING ACTIVITIES**

November 2024

PO Number	Vendor Name	General Description	Req Dept	Contract/Resolution/ Comment	** BY AUTHORITY OF **			
					Commission	Director of Purchasing	Director	
20240699	Y-PERS	WIPING RAGS	I78			1,042.50		
20240700	INFLUENTIAL DRONES	MAVIC 3 DRONE SAFETY PARACHUTE	ENG			1,699.00		
20240701	AMAZON CAPITAL SERVICES	EXTERNAL HARD DRIVE	ENG	US-COMM-R-TC-17006		549.00		
20240702	AMAZON CAPITAL SERVICES	PSBS -SAFETY EQUIPMENT-ROAD FL	PSBS	US-COMM-R-TC-17006		1,425.90		
20240703	COOPER ELECTRIC SUPPLY CO	ESS MAINTENANCE EQUIPMENT	ESS			1,820.27		
20240704	COOPER ELECTRIC SUPPLY CO	ESS-RB TSB GENERATOR	ESS			8,805.55		
20240705	SIGNAL SERVICE INC	ESS CAMERA REPLACEMENT-7801	ESS	PA COSTARS 18- #040-044		7,441.00		
20240706	SIGNAL SERVICE INC	ESS CAMERA REPLACEMENT-TSB WC	ESS	R4853-12-23		3,021.00		
20240707	SKD TRYON'S INC	PSBS VEHICLE LIGHTBAR-SR.DIR.	PSBS			2,727.71		
20240708	SIGNAL SERVICE INC	ESS CAMERA REPLACEMENT-TSB NH	ESS	R4853-12-23		3,021.00		
Purchase Order Count: 52					AUTHORITY TOTALS:	<u>\$51,638.98</u>	<u>\$341,407.55</u>	<u>\$0.00</u>
					GRAND TOTAL:	<u>\$393,046.53</u>		

Delaware River Joint Toll Bridge Commission
Meeting of December 23, 2024

**E-ZPASS REPORT
CUSTOMER SERVICE CENTER/VIOLATIONS PROCESSING CENTER (CSC/VPC)
OPERATIONS REPORT FOR THE E-ZPASS SYSTEM
NOVEMBER 2024**

SUBJECT	DESCRIPTION	PAGE NUMBER
E-ZPass CSC/VPC Operations Report	E-ZPass CSC/VPC Operations Report November	1-4

Delaware River Joint Toll Bridge Commission
Meeting of December 23, 2024

**E-ZPASS REPORT
CUSTOMER SERVICE CENTER/VIOLATIONS PROCESSING CENTER (CSC/VPC)
OPERATIONS REPORT FOR THE E-ZPASS SYSTEM
NOVEMBER 2024**

E-ZPass Account and Transponder Information as reported by Conduent State and Local Solutions, Inc. (CSC/VPC Provider)

Total Number of Migrated DRJTBC and NJ CSC E-ZPass Accounts

Migrated Business Accounts	Migrated Private Accounts	Total Number of Migrated Accounts	Total Number of NJ CSC Active Accounts
1,654	77,339	78,993	4,017,169

Total Number of Migrated DRJTBC (029) Transponders and NJ CSC E-ZPass Transponders

Migrated Business Account Transponders	Migrated Private Account Transponders	Total Number of Migrated Transponders	Total Number of NJ CSC Active Transponders
9,228	131,323	140,551	6,468,969

The Commission will be able to identify 78,993 migrated accounts through a prefix account number (60000). This number will precede the 4-digit account assigned to these accounts. The prefix number was provided in order for the Commission to identify all migrated E-ZPass accounts.

Delaware River Joint Toll Bridge Commission
Meeting of December 23, 2024

**E-ZPASS REPORT
CUSTOMER SERVICE CENTER/VIOLATIONS PROCESSING CENTER (CSC/VPC)
OPERATIONS REPORT FOR THE E-ZPASS SYSTEM
NOVEMBER 2024**

E-ZPass Department Call Activity	Total Calls for November
Account Modification Requests	90
Violation Notification Inquires	58
E-ZPass/TBP Inquiries	204
<i>General Commission Inquiries</i>	
Calls referred to Other Departments (H.R., Eng., ESS)	33
<i>Web-Inquiries</i>	
Account Updates	47
Violations	48
Disputes	76
TOTAL NUMBER OF CALLS	556

E-ZPass account modification requests and violation inquiries represent an increase in calls for November.

E-ZPASS REPORT
CUSTOMER SERVICE CENTER/VIOLATIONS PROCESSING CENTER (CSC/VPC)
OPERATIONS REPORT FOR THE E-ZPASS SYSTEM
November 2024

CSC/VPC Post-Migration Collection Update:

As a result of post-migration collection efforts from May 2014 – November 2024, New Jersey E-ZPass reports \$22,736,802.22 collected in tolls and \$61,591,343.86 collected in fees.

Collection Account Updates:

CRST Lincoln Sales - August Settlement: DRJTBC received payment in the amount of \$43,188.15 for violation transactions from February 2016 through July 2019. The full outstanding toll in the amount of \$14,428.15 was paid. Conduent receives a percentage share of the administrative fee. Therefore, DRJTBC received payment for the fees in the amount of \$19,185.00. Commission counsel filed a civil complaint for the outstanding amount. General Counsel for CRST International, Inc. and Commission counsel representing Florio Perucci Steinhardt & Capelli negotiated payment for the entire outstanding amount.

Transcom - August Settlement: DRJTBC received payment in the amount of \$5,000.00 representing outstanding tolls from April 2014-October 2018. Commission counsel filed a civil complaint for the outstanding amount. Counsel for Transcom and Commission counsel representing Florio Perucci Steinhardt & Capelli negotiated payment.

TMT Trucking: On 12/19/19, DRJTBC was awarded \$40,000.00 during an arbitration hearing. The defendant as well as the Commission has 30 days to appeal the verdict. The Commission nor the defendant has appealed the verdict. The current outstanding amount owed to the Commission in tolls is \$19,584.00 and \$31,290.00 in fees.

Jhonatan Trucking: Arbitration awarded to the Commission in the amount of \$75,015.50 for outstanding tolls and fees.

Sakoutis Transport LLC: Settlement complete. Check has been received and processed for \$13,250.00.

TEV Corporation: Settlement complete. Check has been received in the amount of \$61,883.43.

**E-Z PASS REPORT
CUSTOMER SERVICE CENTER/VIOLATIONS PROCESSING CENTER (CSC/VPC)
OPERATIONS REPORT FOR THE E-ZPASS SYSTEM
NOVEMBER 2024**

**IAG, New Jersey Turnpike Authority (NJTA) and Electronic Toll Collection System (ETC)
Meetings and Workshops**

Continue to represent the Commission at the following committees, meetings and workshops:

1. IAG Reciprocity Committee
2. IAG Public Relations & Marketing Committee
3. IAG Legal Committee
4. IAG Rental/Fleet Car Subgroup Committee
5. New Jersey Turnpike Authority Project Status Meetings
6. New Jersey Customer Service Center Requirements Meetings

DELAWARE RIVER JOINT TOLL BRIDGE COMMISSION
Meeting of December 23, 2024

ELECTRONIC TOLL COLLECTION PROGRAM

MONTH OF NOVEMBER 2024

SUBJECT	DESCRIPTION	PAGE NUMBER
ETC PROGRAM	Electronic Toll Collection Program Report	1-4

DELAWARE RIVER JOINT TOLL BRIDGE COMMISSION
Meeting of December 23, 2024

ELECTRONIC TOLL COLLECTION PROGRAM
MONTH OF NOVEMBER 2024

The following items were recently initiated, accomplished or performed during the above noted month:

Activities for the In-Lane Toll System

1. TransCore began preparing the remaining seven (7) toll plazas for the installation of the Encompass E6 multiprotocol reader. This included installing the cabling from the proposed reader location to each antenna. The preliminary work is complete. As the E6 readers are received they are being prepared for installation.
2. Commission Staff are working with TransCore and the NJ E-ZPass CSC provider, Conduent, to implement IAG Interface Control Document (ICD) version 1.60. This will allow CSCs to receive data and process transactions from other transponder protocols such as SeGo and 6C, in addition to the current TDM protocol, as well as other functionalities. After testing is completed with all agencies within the NJ E-ZPass CSC and the Inter Agency Group Hub, go-live will be scheduled, expected to occur in January 2025.
3. TransCore assisted the Commission's pest control company with the treating of the toll plaza canopies.
4. Commission Staff and TransCore meet monthly to review and discuss system operational and maintenance items. A weekly call also takes place to briefly review system maintenance items for the week.

Activities for the E-ZPass Customer Service Center/Violation Processing Center

1. Commission Staff are working with the New Jersey E-ZPass Customer Service Center (NJ E-ZPass CSC) provider, Conduent, to implement IAG Interface Control Document (ICD) version 1.60. This will allow CSCs to receive data and process transactions from other transponder protocols such as SeGo and 6C, in addition to the current TDM protocol, as well as other functionalities. After testing is completed with all agencies within the NJ E-ZPass CSC and the Inter Agency Group Hub, go-live will be scheduled, expected to occur in January 2025.
2. Conduent continues to develop the real time digital payment function at the NJ E-ZPass CSC for toll by plate customers. Conduent revised the terms and conditions that will be displayed on the NJ E-ZPass website, and they are being reviewed by the NJTA. Conduent has released this functionality into the NJ CSC software, and they are proceeding with testing it through a small group of individuals.

DELAWARE RIVER JOINT TOLL BRIDGE COMMISSION
Meeting of December 23, 2024

3. For the NJ E-ZPass CSC Services re-procurement, the New Jersey Turnpike Authority (NJTA) awarded the agreements at their Board Meeting. The NJTA is addressing a procurement challenge. Subsequently, the Commission authorized the Executive Director to execute all agreements at the November 2025 Commission Meeting.
4. The NJTA, as the lead agency, is facilitating all meetings with the other agencies and Conduent to manage the implementation of outstanding system elements for the New Jersey E-ZPass Customer Service Center.

AET Program

1. Mount Construction, under their Job Order Contract, prepared and submitted price proposals to complete the roadway signage changes to support AET in Place at the Trenton – Morrisville, I-78, Easton – Phillipsburg, and Delaware Water Gap Toll Bridges. The price proposals were reviewed by Rummel, Klepper & Kahl, LLP (RK&K), AECOM and Commission Staff. Comments were provided to Mount Construction and they were addressed.
2. Rummel, Klepper & Kahl, LLP (RK&K) team is providing program management services for the transition to soft All Electronic Tolling (AET) under this task order assignment. The RK&K team and Commission Staff met with TransCore to discuss review comments related to their scope and fee that were based off of the SJTA procurement that includes a provision for all the agencies of the New Jersey E-ZPass Customer Service Center to purchase their toll system. TransCore submitted a final scope and fee. At the November 2024 Commission Meeting, authorization was provided for the Executive Director to execute the agreement.
3. Rummel, Klepper & Kahl, LLP (RK&K) continues to prepare the final plans, specifications and estimate submission for the New Hope – Lambertville Toll Bridge AET conversion. Commission Staff met with RK&K to discuss repurposing the existing stairwell in the tunnel for the tolling equipment. RK&K surveyed the existing tunnel stairwell and will revise the plans accordingly.

General Electronic Toll Collection Program Activities

1. Mr. Stracciolini participated in the IAG E-ZPass Executive Management Committee meeting and Policy Committee meetings. At the August 2023 IAG EMC Meeting, Mr. Stracciolini was re-elected by the members to serve as Vice Chair to the EMC.
2. Mr. Stracciolini is participating in the Non-toll Business Opportunity Task Force.

DELAWARE RIVER JOINT TOLL BRIDGE COMMISSION
Meeting of December 23, 2024

3. Mr. Stracciolini is serving on the International Bridge, Tunnel & Turnpike Association's (IBTTA) 2024 Emerging Technologies Task Force.

**Delaware River Joint Toll Bridge Commission
Meeting of December 23, 2024**

**CONTRACT COMPLIANCE REPORT INDEX
Month of November 2024**

SUBJECT	DESCRIPTION	PAGE NUMBER
Contract Compliance Program Operations Report	Operations Report November 2024	1-21

**Delaware River Joint Toll Bridge Commission
Meeting of December 23, 2024**

**Delaware River Joint Toll Bridge Commission
Month of November 2024**

TABLE OF CONTENTS

IBE PROGRAM

	PAGES
• IBE Program Overview	3
• Compliance IBE Scores Overview	4
• IBE Summary Reports	5
• Active Construction Projects Payments, Workforce & Ethnicity Utilization Scores	6-8
• Active Professional Projects Payments Detail and Scores	9-10
• Completed Construction Projects Payments, Workforce & Ethnicity Utilization Scores	11-15
• Completed Professional Projects Payments Detail and Scores	16-17

MWSBE Program

• MWSBE Minority (7%), Women (3%), and Small Business (25%) Enterprise Program Overview	18
• MWSBE Program Commitments for Professional and Construction (Active & Completed Pie Charts)	19
• MWSBE Professional & Construction Projects Final Commitment	20-21

Delaware River Joint Toll Bridge Commission
Meeting of December 23, 2024

IBE PROGRAM OVERVIEW

The Delaware River Joint Toll Bridge Commission (Commission) established an IBE Program (MBE/WBE/SBE/DBE/DsBE/VBE) with a target of 25% for all Professional Services and Construction Contracts awarded by the Commission effective July 1, 2014. To date, the Commission has awarded **(101)** contracts with the IBE Program requirements. Currently, there are **(46) active** projects and **(55) completed** projects.

IBE Program Requirements

The Commission began using Elation Systems effective January 2017, as the online system for Payment Verification and Certified Payroll Reporting (CPR). All contracts awarded by the Commission to a Prime Consultant/Prime Contractor and their Subconsultants and Subcontractors use this service free of charge. Online training is available to vendors on how to use Elation Systems. The Contract Compliance Department and Elation Support Staff are available to assist all users.

The Contract Compliance Department (CCD) monitors, posts and reports data in regards to all payments. The CCD also reviews all Certified Payrolls submitted into Elation Systems.

The following are all mandatory requirements:

Company On-Line Registration:

- i.* All Primes must register their company and activate an account in Elation Systems; *and*
- ii.* All Primes must also ensure that all Subconsultants and Subcontractors register their company and activate an account in Elation Systems.

Payment Verification:

- i.* Prime Contractors must post all payments to their Subconsultants and/or Subcontractors in Elation Systems; *and*
- ii.* Prime Contractors and their Subconsultants and/or Subcontractors must confirm all payments received in Elation Systems.

Certified Payroll Reporting:

- i.* All Prime Contractors are responsible for assigning someone from their staff with the responsibility to review, approve, and upload their CPR(s) on a weekly basis into Elation Systems; *and*
- ii.* All Prime Contractors must also ensure that their Subcontractors upload their CPR(s) on a weekly basis into Elation Systems.

Prime Consultants / Contractors IBE Target performance will be displayed / available on the Commission's public website.

Delaware River Joint Toll Bridge Commission
Meeting of December 23, 2024

Contract Compliance Department Compliance IBE Scores Overview

The Commission through its Contract Compliance Department has instituted a Compliance Score Ranking that will be included in the Monthly Contract Compliance Report for all Professional Services and Construction Projects.

The Compliance Score Ranking is an ongoing summary of data presented on Active and Completed contracts, which includes the tracking of payments from Prime Consultants and Contractors to IBE Subconsultants and Subcontractors, and the Prime Contractors Workforce Utilization. The Scores will illustrate the progress and participation to meet the Targets by Prime Consultants and Contractors as part of the IBE program.

The complete and timely reporting of payments and certified payrolls to the Elation Systems by the Prime Consultants and Prime Contractors, and their Subconsultants and Subcontractors, will assist the Prime Consultant and Prime Contractor in tracking the data to meet their targets.

Accordingly, each Prime will also be given a final grade at the completion of each project. Additionally, the data will be uploaded onto the Commission’s public website on a monthly basis. ***The Score(s) are factored using the following criteria:***

IBE PAYMENTS

The payments by the Prime Consultant / Contractor to each of their IBE Subconsultants / Subcontractors will be calculated based on the criteria set by the Commission’s 25% IBE Target.

WORKFORCE TILIZATION

Workforce utilization contains 2 levels of scoring and documents the hourly employee utilization by workforce type, ethnicity, and gender.

IBE Payments Legend	
Score Rankings	IBE Commitment Participation
A+	45% & above
A	35% to 44.9%
B+	30% to 34.9%
B	25% to 29.9%
C+	20% to 24.9%
C	15% to 19.9%
D+	10% to 14.9%
D	5% to 9.9%
F	4.9% & below

Workforce Utilization Legend		
Score Rankings	Workforce Commitment Participation	Ethnicity & Gender Participation
A+	30% & above	25% & a above
A	25% to 29.9%	15% to 24.9%
B+	20% to 24.9%	over 15%
B	15% to 19.9%	10% to 14.9%
C+	10% to 14.9%	over 10%
C	10% to 14.9%	7.5% to 9.9%
D+	5% to 9.9%	over 7.5%
D	5% to 9.9%	5% to 7.4%
F	4.9% & below	4.9% & below

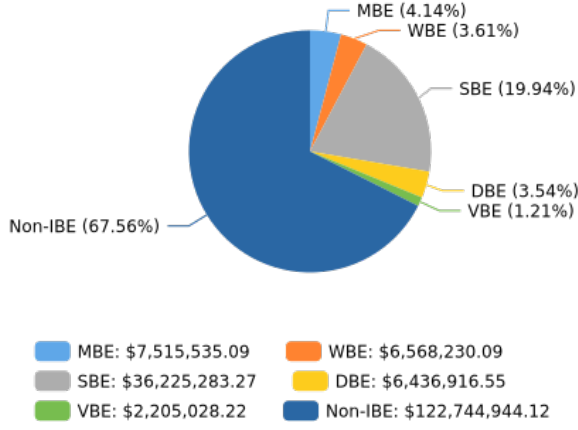
Delaware River Joint Toll Bridge Commission

Meeting of December 23, 2024

Summary - Professional Services and Construction Contractors 25% IBE Target Status

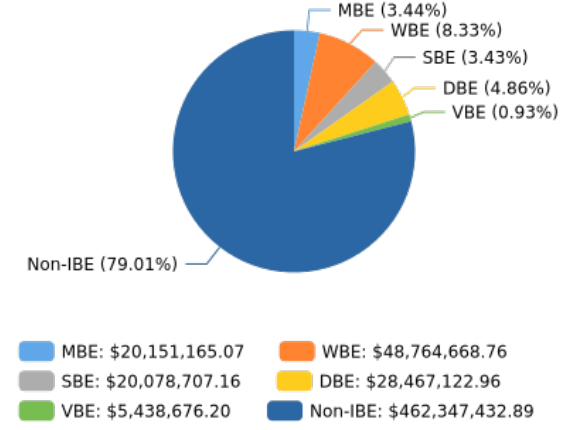
ACTIVE PROJECTS

Current IBE Status: 32.44%
 Total Payments to Prime: \$181,695,937.34
 Total Payments to IBEs: \$58,950,993.22



COMPLETED PROJECTS

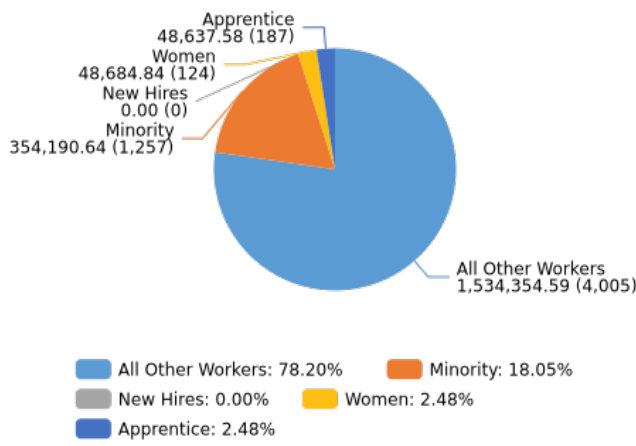
Final IBE Status: 20.99%
 Total Prime Awarded Contract Values: \$608,812,350.17
 Total Payments to Prime: \$585,201,577.40
 Total Payments to IBEs: \$122,854,144.51



Summary - Prime Contractor(s) & Subcontractor(s) Workforce Utilization Categories By Hours, Workers & Ethnicity

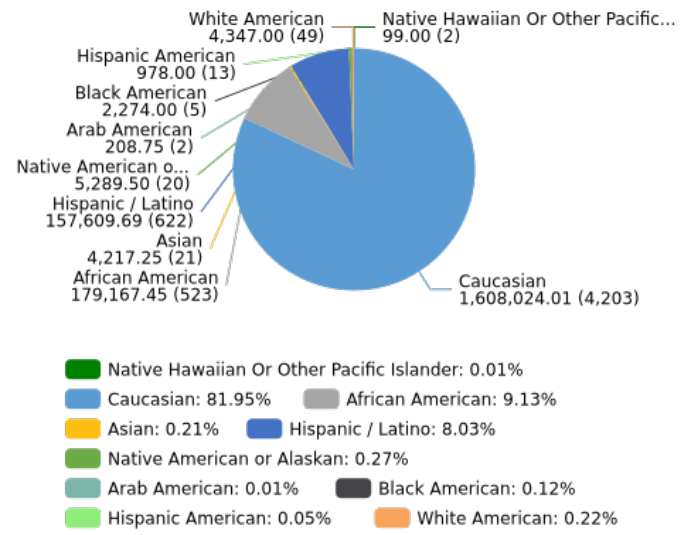
Workers Categories

Hours, Percentages and Workers
 Total Hours Worked: 1,962,214.65



Ethnicity Categories

Hours, Percentages and Workers
 Total Number of Workers: 5,460



(Percentage is based on work hours)

(Percentage is based on work hours)

Active Professional & Construction Projects Payment Summary		Contract Value	Prime P / T / D	IBE P / T / D	IBE Actual	Score
Professional and Construction Projects Totals		\$247,748,012.03	\$181,695,937.34	\$58,950,993.22	32.44%	B+
Professional Services Projects Totals		\$80,453,413.58	\$60,149,644.25	\$17,580,479.03	29.23%	B
Completed Professional & Construction Projects Payment Summary		Contract Value	Prime P / T / D	IBE P / T / D	IBE Actual	Score
Professional and Construction Projects Totals		\$608,812,350.17	\$585,201,577.40	\$122,854,144.51	20.99%	C+
Professional Services Projects Totals		\$62,722,858.80	\$55,679,144.39	\$16,761,466.49	30.10%	B+

ACTIVE CONSTRUCTION PROJECTS														
Payments Summary				Workforce Hours Summary 26.94%					Ethnicity Participation Summary					
Total Contracts Value	Total Prime P / T / D	Total IBE P / T / D	Total IBE %	Payments Score (Total IBE Payments)	Total Number of Workers	Total Hours Worked	Caucasian Hours	Total Minority Hours	Total Women Hours	Workforce Score (Total Hours Worked)	Caucasian %	Minority %	Women %	Ethnicity Score (Total Participation)
\$167,294,598.45	\$121,546,293.09	\$41,370,514.19	34.04%	B+	1201	234,362.20	173,713.95	60,648.25	2,486.84	A	74.12%	25.88%	1.06%	A+

COMPLETED CONSTRUCTION PROJECTS														
Payments Summary				Workforce Hours Summary 19.66%					Ethnicity Participation Summary					
Total Contracts Value	Total Prime P / T / D	Total IBE P / T / D	Total IBE %	Payments Score (Total IBE Payments)	Total Number of Workers	Total Hours Worked	Caucasian Hours	Total Minority Hours	Total Women Hours	Workforce Score (Total Hours Worked)	Caucasian %	Minority %	Women %	Ethnicity Score (Total Participation)
\$546,089,491.37	\$529,522,433.01	\$106,092,678.02	20.04%	C+	4425	1,727,852.45	1,434,310.06	293,542.39	46,198.00	B	83.01%	16.99%	2.67%	A

Delaware River Joint Toll Bridge Commission

Meeting of December 23, 2024

Active Construction Projects - Summary's & Scores (IBE Payments, Workforce Hours & Ethnicity Participation)

Date: From 07/01/2014 To 11/30/2024

IBE Payments Legend	
Score Rankings	IBE Commitment Participation
A+	45% & above
A	35% to 44.9%
B+	30% to 34.9%
B	25% to 29.9%
C+	20% to 24.9%
C	15% to 19.9%
D+	10% to 14.9%
D	5% to 9.9%
F	4.9% & below

Total of all Primes Contract Values \$167,294,598.45

Total Payments to all Primes \$121,546,293.09

Total Payments to all IBEs \$41,370,514.19

IBE Target 25.00%

IBE Actual 34.04%

Workforce Utilization Legend		
Score Rankings	Workforce Commitment Participation	Ethnicity & Gender Participation
A+	30% & above	25% & above
A	25% to 29.9%	15% to 24.9%
B+	20% to 24.9%	over 15%
B	15% to 19.9%	10% to 14.9%
C+	10% to 14.9%	over 10%
C	10% to 14.9%	7.5% to 9.9%
D+	5% to 9.9%	over 7.5%
D	5% to 9.9%	5% to 7.4%
F	4.9% & below	4.9% & below

ACTIVE CONSTRUCTION PROJECTS														
Payments Summary					Workforce Hours Summary 26.94%					Ethnicity Participation Summary				
Total Contracts Value	Total Prime P / T / D	Total IBE P / T / D	Total IBE %	Payments Score (Total IBE Payments)	Total Number of Workers	Total Hours Worked	Caucasian Hours	Total Minority Hours	Total Women Hours	Workforce Score (Total Hours Worked)	Caucasian %	Minority %	Women %	Ethnicity Score (Total Participation)
\$167,294,598.45	\$121,546,293.09	\$41,370,514.19	34.04%	B+	1201	234,362.20	173,713.95	60,648.25	2,486.84	A	74.12%	25.88%	1.06%	A+

DB-540A/B/C TRANSCORE, LP - Electronic Toll Collection System Replacement - Design, Build & Maintain														
Payments Summary					Workforce Hours Summary 53.31%					Ethnicity Participation Summary				
Total Contracts Value	Total Prime P / T / D	Total IBE P / T / D	Total IBE %	Payments Score (Total IBE Payments)	Total Number of Workers	Total Hours Worked	Caucasian Hours	Total Minority Hours	Total Women Hours	Workforce Score (Total Hours Worked)	Caucasian %	Minority %	Women %	Ethnicity Score (Total Participation)
\$14,596,402.09	\$12,616,770.32	\$2,316,211.51	18.36%	C	15	2,040.00	952.50	1,087.50	0.00	A+	46.69%	53.31%	0.00%	A+

DB-768B DYNAMIC SECURITY, LLC (IBE) dba SECUNI / Network Video Management System (NVMS) Integrator Services														
Payments Summary					Workforce Hours Summary 0.00%					Ethnicity Participation Summary				
Total Contracts Value	Total Prime P / T / D	Total IBE P / T / D	Total IBE %	Payments Score (Total IBE Payments)	Total Number of Workers	Total Hours Worked	Caucasian Hours	Total Minority Hours	Total Women Hours	Workforce Score (Total Hours Worked)	Caucasian %	Minority %	Women %	Ethnicity Score (Total Participation)
\$104,074.00	\$79,580.80	\$79,580.80	100.00%	A+	0	0.00	0.00	0.00	0.00	N/A	0.00%	0.00%	0.00%	N/A

T-519A BRACY CONSTRUCTION, INC. / Southern Operations and Maintenance Facilities Improvements - Trenton Morrisville, Langhorne, and New Hope														
Payments Summary					Workforce Hours Summary 18.37%					Ethnicity Participation Summary				
Total Contracts Value	Total Prime P / T / D	Total IBE P / T / D	Total IBE %	Payments Score (Total IBE Payments)	Total Number of Workers	Total Hours Worked	Caucasian Hours	Total Minority Hours	Total Women Hours	Workforce Score (Total Hours Worked)	Caucasian %	Minority %	Women %	Ethnicity Score (Total Participation)
\$58,935,181.25	\$45,116,411.37	\$7,346,477.32	16.28%	C	501	89,220.20	73,362.20	15,858.00	529.84	B	82.23%	17.77%	0.59%	A

T-746B ROAD-CON, INC. / Trenton Morrisville TB Roadway Repaving and Deck Sealing Improvements														
Payments Summary					Workforce Hours Summary 23.77%					Ethnicity Participation Summary				
Total Contracts Value	Total Prime P / T / D	Total IBE P / T / D	Total IBE %	Payments Score (Total IBE Payments)	Total Number of Workers	Total Hours Worked	Caucasian Hours	Total Minority Hours	Total Women Hours	Workforce Score (Total Hours Worked)	Caucasian %	Minority %	Women %	Ethnicity Score (Total Participation)
\$5,980,564.55	\$4,765,993.34	\$183,124.00	3.84%	F	99	10,310.25	7,862.50	2,447.75	3.00	B+	76.26%	23.74%	0.03%	A

T-766A CRIDEL GROUP, INC. / I-78 NJ Roadway Rehabilitation and Power & Communication Infrastructure Improvements														
Payments Summary					Workforce Hours Summary 33.81%					Ethnicity Participation Summary				
Total Contracts Value	Total Prime P / T / D	Total IBE P / T / D	Total IBE %	Payments Score (Total IBE Payments)	Total Number of Workers	Total Hours Worked	Caucasian Hours	Total Minority Hours	Total Women Hours	Workforce Score (Total Hours Worked)	Caucasian %	Minority %	Women %	Ethnicity Score (Total Participation)
\$23,530,677.00	\$17,762,456.77	\$3,248,506.29	18.29%	C	138	20,694.50	13,762.25	6,932.25	64.50	A+	66.50%	33.50%	0.31%	A+

TS-590A J.D. ECKMAN, INC. / Northampton St. TSB Rehabilitation														
Payments Summary					Workforce Hours Summary 22.68%					Ethnicity Participation Summary				
Total Contracts Value	Total Prime P / T / D	Total IBE P / T / D	Total IBE %	Payments Score (Total IBE Payments)	Total Number of Workers	Total Hours Worked	Caucasian Hours	Total Minority Hours	Total Women Hours	Workforce Score (Total Hours Worked)	Caucasian %	Minority %	Women %	Ethnicity Score (Total Participation)
\$15,487,427.50	\$14,778,822.04	\$3,917,310.23	26.51%	B	111	35,867.50	27,733.25	8,134.25	0.00	B+	77.32%	22.68%	0.00%	A

Delaware River Joint Toll Bridge Commission

Meeting of December 23, 2024

Active Construction Projects - Summary's & Scores (IBE Payments, Workforce Hours & Ethnicity Participation)

Date: From 07/01/2014 To 11/30/2024

IBE Payments Legend	
Score Rankings	IBE Commitment Participation
A+	45% & above
A	35% to 44.9%
B+	30% to 34.9%
B	25% to 29.9%
C+	20% to 24.9%
C	15% to 19.9%
D+	10% to 14.9%
D	5% to 9.9%
F	4.9% & below

Total of all Primes Contract Values \$167,294,598.45

Total Payments to all Primes \$121,546,293.09

Total Payments to all IBEs \$41,370,514.19

IBE Target 25.00%

IBE Actual 34.04%

Workforce Utilization Legend		
Score Rankings	Workforce Commitment Participation	Ethnicity & Gender Participation
A+	30% & above	25% & above
A	25% to 29.9%	15% to 24.9%
B+	20% to 24.9%	over 15%
B	15% to 19.9%	10% to 14.9%
C+	10% to 14.9%	over 10%
C	10% to 14.9%	7.5% to 9.9%
D+	5% to 9.9%	over 7.5%
D	5% to 9.9%	5% to 7.4%
F	4.9% & below	4.9% & below

TS-694A/B/C/D/E ANSEMI & DeCICCO (IBE) / New Hope Lambertville TSB Rehabilitation														
Payments Summary					Workforce Hours Summary 48.17%					Ethnicity Participation Summary				
Total Contracts Value	Total Prime P / T / D	Total IBE P / T / D	Total IBE %	Payments Score (Total IBE Payments)	Total Number of Workers	Total Hours Worked	Caucasian Hours	Total Minority Hours	Total Women Hours	Workforce Score (Total Hours Worked)	Caucasian %	Minority %	Women %	Ethnicity Score (Total Participation)
\$25,072,471.06	\$15,629,946.34	\$15,629,946.34	100.00%	A+	99	43,089.50	22,333.00	20,756.50	0.00	A+	51.83%	48.17%	0.00%	A+

TTS-734A MOUNT CONSTRUCTION CO., INC. (IBE) / JOC - Bridge, Highway & Civil Work - North Region														
Payments Summary					Workforce Hours Summary 26.07%					Ethnicity Participation Summary				
Total Contracts Value	Total Prime P / T / D	Total IBE P / T / D	Total IBE %	Payments Score (Total IBE Payments)	Total Number of Workers	Total Hours Worked	Caucasian Hours	Total Minority Hours	Total Women Hours	Workforce Score (Total Hours Worked)	Caucasian %	Minority %	Women %	Ethnicity Score (Total Participation)
\$7,000,000.00	\$6,962,308.81	\$6,962,308.81	100.00%	A+	148	22,646.75	18,609.25	4,037.50	1,866.50	A	82.17%	17.83%	8.24%	A

TTS-735A MOUNT CONSTRUCTION CO., INC. (IBE) / JOC - Bridge, Highway & Civil Work - South Region														
Payments Summary					Workforce Hours Summary 16.37%					Ethnicity Participation Summary				
Total Contracts Value	Total Prime P / T / D	Total IBE P / T / D	Total IBE %	Payments Score (Total IBE Payments)	Total Number of Workers	Total Hours Worked	Caucasian Hours	Total Minority Hours	Total Women Hours	Workforce Score (Total Hours Worked)	Caucasian %	Minority %	Women %	Ethnicity Score (Total Participation)
\$2,500,000.00	\$1,687,048.89	\$1,687,048.89	100.00%	A+	82	6,340.00	5,325.00	1,015.00	23.00	B	83.99%	16.01%	0.36%	A

TTS-783A J. FLETCHER CREAMER & SON, INC. / On-Call Beam Guide Rail and Attenuator Replacement														
Payments Summary					Workforce Hours Summary 41.30%					Ethnicity Participation Summary				
Total Contracts Value	Total Prime P / T / D	Total IBE P / T / D	Total IBE %	Payments Score (Total IBE Payments)	Total Number of Workers	Total Hours Worked	Caucasian Hours	Total Minority Hours	Total Women Hours	Workforce Score (Total Hours Worked)	Caucasian %	Minority %	Women %	Ethnicity Score (Total Participation)
\$2,087,801.00	\$-	\$-	0.00%	N/A	33	563.00	330.50	232.50	0.00	A+	58.70%	41.30%	0.00%	A+

TTS-784A MOUNT CONSTRUCTION CO., INC. / JOC - Bridge, Highway, and Civil Work - North Region														
Payments Summary					Workforce Hours Summary 24.65%					Ethnicity Participation Summary				
Total Contracts Value	Total Prime P / T / D	Total IBE P / T / D	Total IBE %	Payments Score (Total IBE Payments)	Total Number of Workers	Total Hours Worked	Caucasian Hours	Total Minority Hours	Total Women Hours	Workforce Score (Total Hours Worked)	Caucasian %	Minority %	Women %	Ethnicity Score (Total Participation)
\$3,000,000.00	\$-	\$-	0.00%	N/A	9	499.00	376.00	123.00	0.00	B+	75.35%	24.65%	0.00%	A

TTS-785A MOUNT CONSTRUCTION CO., INC. / JOC - Bridge, Highway, and Civil Work - South Region														
Payments Summary					Workforce Hours Summary 42.86%					Ethnicity Participation Summary				
Total Contracts Value	Total Prime P / T / D	Total IBE P / T / D	Total IBE %	Payments Score (Total IBE Payments)	Total Number of Workers	Total Hours Worked	Caucasian Hours	Total Minority Hours	Total Women Hours	Workforce Score (Total Hours Worked)	Caucasian %	Minority %	Women %	Ethnicity Score (Total Participation)
\$3,000,000.00	\$-	\$-	0.00%	N/A	3	56.00	32.00	24.00	0.00	A+	57.14%	42.86%	0.00%	A+

TTS-786A MOUNT CONSTRUCTION CO., INC. / JOC - Building and Facility Work - North Region														
Payments Summary					Workforce Hours Summary 0.00%					Ethnicity Participation Summary				
Total Contracts Value	Total Prime P / T / D	Total IBE P / T / D	Total IBE %	Payments Score (Total IBE Payments)	Total Number of Workers	Total Hours Worked	Caucasian Hours	Total Minority Hours	Total Women Hours	Workforce Score (Total Hours Worked)	Caucasian %	Minority %	Women %	Ethnicity Score (Total Participation)
\$3,000,000.00	\$122,049.95	\$-	0.00%	F	5	257.00	257.00	0.00	0.00	F	100.00%	0.00%	0.00%	F

Delaware River Joint Toll Bridge Commission

Meeting of December 23, 2024

Active Construction Projects - Summary's & Scores (IBE Payments, Workforce Hours & Ethnicity Participation)

Date: From 07/01/2014 To 11/30/2024

IBE Payments Legend	
Score Rankings	IBE Commitment Participation
A+	45% & above
A	35% to 44.9%
B+	30% to 34.9%
B	25% to 29.9%
C+	20% to 24.9%
C	15% to 19.9%
D+	10% to 14.9%
D	5% to 9.9%
F	4.9% & below

Total of all Primes Contract Values \$167,294,598.45

Total Payments to all Primes \$121,546,293.09

Total Payments to all IBEs \$41,370,514.19

IBE Target 25.00%

IBE Actual 34.04%

Workforce Utilization Legend		
Score Rankings	Workforce Commitment Participation	Ethnicity & Gender Participation
A+	30% & above	25% & above
A	25% to 29.9%	15% to 24.9%
B+	20% to 24.9%	over 15%
B	15% to 19.9%	10% to 14.9%
C+	10% to 14.9%	over 10%
C	10% to 14.9%	7.5% to 9.9%
D+	5% to 9.9%	over 7.5%
D	5% to 9.9%	5% to 7.4%
F	4.9% & below	4.9% & below

TTS-787A A.P. CONSTRUCTION, INC. / JOC - Building and Facility Work - South Region														
Payments Summary					Workforce Hours Summary 0.00%					Ethnicity Participation Summary				
Total Contracts Value	Total Prime P / T / D	Total IBE P / T / D	Total IBE %	Payments Score (Total IBE Payments)	Total Number of Workers	Total Hours Worked	Caucasian Hours	Total Minority Hours	Total Women Hours	Workforce Score (Total Hours Worked)	Caucasian %	Minority %	Women %	Ethnicity Score (Total Participation)
\$3,000,000.00	\$2,024,904.46	\$-	0.00%	F	19	2,778.50	2,778.50	0.00	0.00	F	100.00%	0.00%	0.00%	F

Delaware River Joint Toll Bridge Commission

Meeting of December 23, 2024

Active Professional Services Projects Payments Detail Report

Date: From 07/01/2014 To 11/30/2024

IBE Payments Legend	
Score Rankings	IBE Commitment Participation
A+	45% & above
A	35% to 44.9%
B+	30% to 34.9%
B	25% to 29.9%
C+	20% to 24.9%
C	15% to 19.9%
D+	10% to 14.9%
D	5% to 9.9%
F	4.9% & below

Summary	Contract Value	Prime P / T / D	IBE P / T / D	IBE Actual	Score
Professional and Construction Projects Totals	\$247,748,012.03	\$181,695,937.34	\$58,950,993.22	32.44%	B+
Professional Services Projects Totals	\$80,453,413.58	\$60,149,644.25	\$17,580,479.03	29.23%	B

Prime Consultants	IBE Firm	Project Title	Contract Value	Prime P / T / D	IBE P / T / D	IBE Actual	Score
Gannett Fleming Inc. - Camp Hill, PA		C-519A GANNETT FLEMING ARCHITECTS, INC. / Southern Operations & Maintenance Facilities Improvements - Consulting Engineer Agreement	\$4,848,884.54	\$4,768,643.56	\$1,158,885.33	24.30%	C+
Greenman-Pedersen, Inc.		C-590A GREENMAN-PEDERSEN, INC. / Northampton St. TSB Rehabilitation - Preliminary, Final and Post Design - Consulting Engineer Agreement	\$1,504,783.15	\$1,438,801.81	\$540,453.22	37.56%	A
WSP USA, Inc. - PHILADELPHIA, PA		C-642A WSP USA, INC. / Uhlertown Frenchtown TSB Rehabilitation - Preliminary, Final and Post Design - Consulting Engineer Agreement	\$1,771,189.56	\$1,233,024.35	\$106,608.30	8.65%	D
Michael Baker International, Inc.		C-660A MICHAEL BAKER, JR., INC. / SFB Replacement Project Final Design Services - Consulting Engineer Agreement	\$33,626,658.74	\$33,539,647.35	\$6,808,784.95	20.30%	C+
Greenman-Pedersen, Inc.		C-694A GREENMAN-PEDERSEN, INC. / New Hope Lambertville TSB Rehabilitation - Preliminary, Final and Post Design - Consulting Engineer Agreement	\$1,895,134.27	\$1,403,296.67	\$635,859.21	45.31%	A+
French & Parrello Associates (IBE Prime)	VBE	C-696B FRENCH & PARRELLO ASSOCIATES, P.A. / TOA - Facilities - NJ - Consulting Engineer Agreement	\$500,000.00	\$139,135.60	\$139,135.60	100.00%	A+
HDR Engineering, Inc. - Pittsburgh, PA		C-697A HDR ENGINEERING, INC. / Preliminary Engineering and Environmental Documentation for the Washington Crossing Bridge Replacement - Consulting Engineer Agreement	\$8,061,761.62	\$228,163.95	\$1,218.14	0.53%	F
Greenman-Pedersen, Inc.		C-704A GREENMAN-PEDERSEN, INC. / TOA - New Hope-Lambertville Toll Bridge Salt Storage Building - CM/CI Services	\$610,145.27	\$610,145.27	\$26,570.72	4.35%	F
Johnson, Mirmiran and Thompson, Inc.		C-716A JOHNSON, MIRMIRAN & THOMPSON / TOA - Facilities - Consulting Engineer Agreement	\$500,000.00	\$308,843.62	\$48,594.97	15.73%	C
The Gordian Group, Inc.		C-727A THE GORDIAN GROUP, INC. / JOC - Program Manager Consultant - Consulting Engineer Agreement	\$1,450,000.00	\$1,323,935.66	\$729,008.62	55.06%	A+
Rummel, Klepper and Kahl, LLP		C-728A RUMMEL, KLEPPER & KAHL / TOA - Electric Toll Collection / Tolling - PA - Consulting Engineer Agreement	\$740,277.89	\$499,798.28	\$112,019.88	22.41%	C+
French & Parrello Associates (IBE Prime)	VBE	C-729A FRENCH & PARRELLO ASSOCIATES, P.A. / TOA - Facilities - NJ - Consulting Engineer Agreement	\$500,000.00	\$99,472.30	\$99,472.30	100.00%	A+
Arora and Associates, P.C. (IBE Prime)	MBE	C-732A ARORA AND ASSOCIATES, PC. (IBE) / TOA - Structural / Civil - NJ - Consulting Engineer Agreement	\$1,000,000.00	\$788,087.07	\$788,087.07	100.00%	A+
WSP/PARSONS BRINCKERHOFF, INC		C-750A WSP USA, INC. / TOA - Structural / Civil - Consulting Engineer Agreement	\$1,000,000.00	\$756,100.55	\$125,019.51	16.53%	C
Traffic Planning and Design, Inc.		C-751A TRAFFIC PLANNING AND DESIGN, INC. / TOA - Construction Inspection - Consulting Engineer Agreement	\$500,000.00	\$364,510.38	\$30,950.72	8.49%	D
Rummel, Klepper and Kahl, LLP		C-754A RUMMEL, KLEPPER & KAHL, LLP / New Hope Lambertville TB All Electronic Tolling (AET) Conversion Design - Consulting Engineer Agreement	\$1,277,452.16	\$431,017.23	\$35,731.75	8.29%	D
Pickering, Corts & Summerson, Inc. (IBE Prime)	SBE	C-757A-1 PICKERING, CORTS & SUMMERSON / Professional Engineering Services for 2023-2024 Annual Inspections - Consulting Engineer Agreement	\$748,898.24	\$574,604.08	\$574,604.08	100.00%	A+
Naik Consulting Group, P.C. (IBE Prime)	DBE	C-759A NAIK CONSULTING GROUP, PC (IBE) / TOA - Structural / Civil - Consulting Engineer Agreement	\$1,000,000.00	\$685,177.07	\$685,177.07	100.00%	A+
Remington & Vernick		C-760A REMINGTON & VERNICK ENGINEERS, INC. / TOA - Construction Management Services - Consulting Engineer Agreement	\$500,000.00	\$303,912.55	\$60,290.60	19.84%	C
Pennonni Associates Inc		C-761A PENNONI ASSOCIATES, INC. / Traffic Engineering Consultant 2021-2022 Annual Reports - Consulting Engineer Agreement	\$120,000.00	\$70,286.52	\$-	0.00%	F
Arora and Associates, P.C. (IBE Prime)	MBE	C-766A ARORA & ASSOCIATES, PC / I-78 NJ Roadway Rehabilitation and Power & Communication Infrastructure - Final and Post Design - Consulting Engineer Agreement	\$2,900,943.54	\$2,412,271.81	\$2,412,271.81	100.00%	A+
Traffic Planning and Design, Inc.		C-769A TRAFFIC PLANNING & DESIGN, INC. / TOA - Structural / Civil - Consulting Engineer Agreement	\$1,000,000.00	\$674,580.91	\$176,429.07	26.15%	B
Rummel, Klepper and Kahl, LLP		C-770A RUMMEL, KLEPPER & KAHL, LLP / TOA - Electronic Toll Collection / Tolling - Consulting Engineer Agreement	\$750,000.00	\$392,304.20	\$-	0.00%	F

*Met or Exceeded the Target

*Did Not Meet the Target

*P/T/D = Paid To Date

Delaware River Joint Toll Bridge Commission

Meeting of December 23, 2024

Active Professional Services Projects Payments Detail Report

Date: From 07/01/2014 To 11/30/2024

IBE Payments Legend	
Score Rankings	IBE Commitment Participation
A+	45% & above
A	35% to 44.9%
B+	30% to 34.9%
B	25% to 29.9%
C+	20% to 24.9%
C	15% to 19.9%
D+	10% to 14.9%
D	5% to 9.9%
F	4.9% & below

Prime Consultants	IBE Firm	Project Title	Contract Value	Prime P / T / D	IBE P / T / D	IBE Actual	Score
French & Parrello Associates		C-771A FRENCH & PARRELLO ASSOCIATES, P.A. / TOA - Facilities - Consulting Engineer Agreement	\$1,000,000.00	\$575,626.36	\$127,736.82	22.19%	C+
KS Engineers, P.C. (IBE Prime)	MBE	C-772A KS ENGINEERS, PC / TOA - Construction Inspection - Consulting Engineer Agreement	\$500,000.00	\$68,315.28	\$68,315.28	100.00%	A+
IH Engineers, P.C. (IBE Prime)	SBE	C-782A IH ENGINEERS, PC (IBE) / Underwater Substructure Improvement Design - All Regions - Professional Engineering Services Agreement	\$1,866,074.12	\$735,249.04	\$735,249.04	100.00%	A+
Traffic Planning and Design, Inc.		C-788A TRAFFIC PLANNING & DESIGN, INC. / TOA - Structural / Civil - Consulting Engineer Agreement	\$1,000,000.00	\$152,683.02	\$-	0.00%	F
Pennoni Associates Inc		C-789A PENNONI ASSOCIATES, INC. / TOA - Consulting Engineer Agreement	\$500,000.00	\$-	\$-	0.00%	N/A
Joseph Jingoli & Son, Inc.		CM-519A JOSEPH JINGOLI & SON, INC. / Southern Operations & Maintenance Facilities Improvements - Consulting Engineer Agreement	\$3,611,070.08	\$2,815,929.64	\$754,974.57	26.81%	B
Johnson, Mirmiran and Thompson, Inc.		CM-590A JOHNSON, MIRMIRAN AND THOMPSON, INC. / Northampton St. TSB Rehabilitation - CM / CI Services - Consulting Engineer Agreement	\$1,554,968.16	\$1,273,191.09	\$325,198.53	25.54%	B
Urban Engineers, Inc.		CM-694A URBAN ENGINEERS, INC. / New Hope Lambertville TSB Rehabilitation - CM / CI Services - Consulting Engineer Agreement	\$1,209,964.08	\$463,984.18	\$135,314.83	29.16%	B
Greenman-Pedersen, Inc.		CM-766A GREENMAN-PEDERSEN, INC. / I-78 NJ Roadway Rehabilitation and Power & Communication Infrastructure Improvements - CM / CI Services - Consulting Engineer Agreement	\$2,405,208.16	\$1,018,904.85	\$138,517.04	13.59%	D+

*Met or Exceeded the Target

*Did Not Meet the Target

*P/T/D = Paid To Date

Delaware River Joint Toll Bridge Commission

Meeting of December 23, 2024

Completed Construction Projects - Summary's & Scores (IBE Payments, Workforce Hours & Ethnicity Participation)

Date: From 07/01/2014 To 11/30/2024

IBE Payments Legend	
Score Rankings	IBE Commitment Participation
A+	45% & above
A	35% to 44.9%
B+	30% to 34.9%
B	25% to 29.9%
C+	20% to 24.9%
C	15% to 19.9%
D+	10% to 14.9%
D	5% to 9.9%
F	4.9% & below

Total of all Primes Contract Values \$546,089,491.37

Total Payments to all Primes \$529,522,433.01

Total Payments to all IBEs \$106,092,678.02

IBE Target 25.00%

IBE Actual 20.04%

Workforce Utilization Legend		
Score Rankings	Workforce Commitment Participation	Ethnicity & Gender Participation
A+	30% & above	25% & above
A	25% to 29.9%	15% to 24.9%
B+	20% to 24.9%	over 15%
B	15% to 19.9%	10% to 14.9%
C+	10% to 14.9%	over 10%
C	10% to 14.9%	7.5% to 9.9%
D+	5% to 9.9%	over 7.5%
D	5% to 9.9%	5% to 7.4%
F	4.9% & below	4.9% & below

COMPLETED CONSTRUCTION PROJECTS														
Payments Summary					Workforce Hours Summary 19.66%					Ethnicity Participation Summary				
Total Contracts Value	Total Prime P / T / D	Total IBE P / T / D	Total IBE %	Payments Score (Total IBE Payments)	Total Number of Workers	Total Hours Worked	Caucasian Hours	Total Minority Hours	Total Women Hours	Workforce Score (Total Hours Worked)	Caucasian %	Minority %	Women %	Ethnicity Score (Total Participation)
\$546,089,491.37	\$529,522,433.01	\$106,092,678.02	20.04%	C+	4425	1,727,852.45	1,434,310.06	293,542.39	46,198.00	B	83.01%	16.99%	2.67%	A

DB-724A SCHNEIDER ELECTRIC Electronic Surveillance/Detection System Maintenance Contract														
Payments Summary					Workforce Hours Summary 45.89%					Ethnicity Participation Summary				
Total Contracts Value	Total Prime P / T / D	Total IBE P / T / D	Total IBE %	Payments Score (Total IBE Payments)	Total Number of Workers	Total Hours Worked	Caucasian Hours	Total Minority Hours	Total Women Hours	Workforce Score (Total Hours Worked)	Caucasian %	Minority %	Women %	Ethnicity Score (Total Participation)
\$11,294,820.75	\$1,436,335.65	\$215,551.42	15.01%	C	57	717.00	479.00	238.00	91.00	A+	66.81%	33.19%	12.69%	A+

T-508A BRACY - I-78 Maintenance Garage Expansion at I-78 PA Welcome Center / Maintenance Facility														
Payments Summary					Workforce Hours Summary 7.39%					Ethnicity Participation Summary				
Total Contracts Value	Total Prime P / T / D	Total IBE P / T / D	Total IBE %	Payments Score (Total IBE Payments)	Total Number of Workers	Total Hours Worked	Caucasian Hours	Total Minority Hours	Total Women Hours	Workforce Score (Total Hours Worked)	Caucasian %	Minority %	Women %	Ethnicity Score (Total Participation)
\$10,049,000.00	\$9,845,176.91	\$1,589,381.54	16.14%	C	244	31,516.58	30,048.08	1,468.50	861.25	D	95.34%	4.66%	2.73%	F

T-514A WEST SIDE - DIII Toll Bridges Facilities Emergency Standby Generators Improvements														
Payments Summary					Workforce Hours Summary 0.00%					Ethnicity Participation Summary				
Total Contracts Value	Total Prime P / T / D	Total IBE P / T / D	Total IBE %	Payments Score (Total IBE Payments)	Total Number of Workers	Total Hours Worked	Caucasian Hours	Total Minority Hours	Total Women Hours	Workforce Score (Total Hours Worked)	Caucasian %	Minority %	Women %	Ethnicity Score (Total Participation)
\$680,480.00	\$644,686.00	\$197,339.99	30.61%	B+	0	0.00	0.00	0.00	0.00	N/A	0.00%	0.00%	0.00%	N/A

T-566A INTERCOUNTY PAVING - PORTLAND COLUMBIA TOLL BRIDGE APPROACH ROADWAY IMPROVEMENTS														
Payments Summary					Workforce Hours Summary 0.00%					Ethnicity Participation Summary				
Total Contracts Value	Total Prime P / T / D	Total IBE P / T / D	Total IBE %	Payments Score (Total IBE Payments)	Total Number of Workers	Total Hours Worked	Caucasian Hours	Total Minority Hours	Total Women Hours	Workforce Score (Total Hours Worked)	Caucasian %	Minority %	Women %	Ethnicity Score (Total Participation)
\$6,317,000.00	\$6,193,334.28	\$1,877,906.86	30.32%	B+	0	0.00	0.00	0.00	0.00	N/A	0.00%	0.00%	0.00%	N/A

T-611A MAGNUM (IBE) NH-L Toll Bridge Salt Storage Facility														
Payments Summary					Workforce Hours Summary 2.16%					Ethnicity Participation Summary				
Total Contracts Value	Total Prime P / T / D	Total IBE P / T / D	Total IBE %	Payments Score (Total IBE Payments)	Total Number of Workers	Total Hours Worked	Caucasian Hours	Total Minority Hours	Total Women Hours	Workforce Score (Total Hours Worked)	Caucasian %	Minority %	Women %	Ethnicity Score (Total Participation)
\$1,439,584.00	\$1,348,934.71	\$1,348,934.71	100.00%	A+	65	5,925.50	5,805.50	120.00	8.00	F	97.97%	2.03%	0.14%	F

T-641A MERCOC - Easton / Phillipsburg Ramp C Stabilization														
Payments Summary					Workforce Hours Summary 0.00%					Ethnicity Participation Summary				
Total Contracts Value	Total Prime P / T / D	Total IBE P / T / D	Total IBE %	Payments Score (Total IBE Payments)	Total Number of Workers	Total Hours Worked	Caucasian Hours	Total Minority Hours	Total Women Hours	Workforce Score (Total Hours Worked)	Caucasian %	Minority %	Women %	Ethnicity Score (Total Participation)
\$1,130,000.00	\$998,300.00	\$998,300.00	100.00%	A+	0	0.00	0.00	0.00	0.00	N/A	0.00%	0.00%	0.00%	N/A

Delaware River Joint Toll Bridge Commission

Meeting of December 23, 2024

Completed Construction Projects - Summary's & Scores (IBE Payments, Workforce Hours & Ethnicity Participation)

Date: From 07/01/2014 To 11/30/2024

IBE Payments Legend	
Score Rankings	IBE Commitment Participation
A+	45% & above
A	35% to 44.9%
B+	30% to 34.9%
B	25% to 29.9%
C+	20% to 24.9%
C	15% to 19.9%
D+	10% to 14.9%
D	5% to 9.9%
F	4.9% & below

Total of all Primes Contract Values \$546,089,491.37

Total Payments to all Primes \$529,522,433.01

Total Payments to all IBEs \$106,092,678.02

IBE Target 25.00%

IBE Actual 20.04%

Workforce Utilization Legend		
Score Rankings	Workforce Commitment Participation	Ethnicity & Gender Participation
A+	30% & above	25% & above
A	25% to 29.9%	15% to 24.9%
B+	20% to 24.9%	over 15%
B	15% to 19.9%	10% to 14.9%
C+	10% to 14.9%	over 10%
C	10% to 14.9%	7.5% to 9.9%
D+	5% to 9.9%	over 7.5%
D	5% to 9.9%	5% to 7.4%
F	4.9% & below	4.9% & below

T-644A J.D. ECKMAN - Easton Phillipsburg TB Facility Administration Bldg.														
Payments Summary					Workforce Hours Summary 28.50%					Ethnicity Participation Summary				
Total Contracts Value	Total Prime P / T / D	Total IBE P / T / D	Total IBE %	Payments Score (Total IBE Payments)	Total Number of Workers	Total Hours Worked	Caucasian Hours	Total Minority Hours	Total Women Hours	Workforce Score (Total Hours Worked)	Caucasian %	Minority %	Women %	Ethnicity Score (Total Participation)
\$11,117,003.61	\$11,038,703.72	\$3,066,725.97	27.78%	B	320	47,800.75	35,278.00	12,522.75	1,098.75	A	73.80%	26.20%	2.30%	A+

T-645A MJF Building & Facilities Energy Conservation														
Payments Summary					Workforce Hours Summary 23.54%					Ethnicity Participation Summary				
Total Contracts Value	Total Prime P / T / D	Total IBE P / T / D	Total IBE %	Payments Score (Total IBE Payments)	Total Number of Workers	Total Hours Worked	Caucasian Hours	Total Minority Hours	Total Women Hours	Workforce Score (Total Hours Worked)	Caucasian %	Minority %	Women %	Ethnicity Score (Total Participation)
\$5,376,806.87	\$5,376,806.87	\$5,376,806.87	100.00%	A+	46	9,735.28	7,509.23	2,226.05	65.75	B+	77.13%	22.87%	0.68%	A

T-645B SCHNEIDER ELECTRIC Building & Facilities Energy Conservation Measures - Mechanical/Controls														
Payments Summary					Workforce Hours Summary 0.00%					Ethnicity Participation Summary				
Total Contracts Value	Total Prime P / T / D	Total IBE P / T / D	Total IBE %	Payments Score (Total IBE Payments)	Total Number of Workers	Total Hours Worked	Caucasian Hours	Total Minority Hours	Total Women Hours	Workforce Score (Total Hours Worked)	Caucasian %	Minority %	Women %	Ethnicity Score (Total Participation)
\$1,247,159.50	\$1,247,159.50	\$129,525.50	10.39%	D+	7	1,625.50	1,625.50	0.00	0.00	F	100.00%	0.00%	0.00%	F

T-661A TRC - SFB Replacement Project Subsurface Boring & Sampling														
Payments Summary					Workforce Hours Summary 0.00%					Ethnicity Participation Summary				
Total Contracts Value	Total Prime P / T / D	Total IBE P / T / D	Total IBE %	Payments Score (Total IBE Payments)	Total Number of Workers	Total Hours Worked	Caucasian Hours	Total Minority Hours	Total Women Hours	Workforce Score (Total Hours Worked)	Caucasian %	Minority %	Women %	Ethnicity Score (Total Participation)
\$1,559,275.00	\$1,438,941.98	\$234,466.30	16.29%	C	0	0.00	0.00	0.00	0.00	N/A	0.00%	0.00%	0.00%	N/A

T-666A PKF - SFB Replacement Project Construction for PA Noise Walls														
Payments Summary					Workforce Hours Summary 14.94%					Ethnicity Participation Summary				
Total Contracts Value	Total Prime P / T / D	Total IBE P / T / D	Total IBE %	Payments Score (Total IBE Payments)	Total Number of Workers	Total Hours Worked	Caucasian Hours	Total Minority Hours	Total Women Hours	Workforce Score (Total Hours Worked)	Caucasian %	Minority %	Women %	Ethnicity Score (Total Participation)
\$11,394,750.00	\$11,219,737.01	\$3,338,786.23	29.76%	B	42	5,738.00	5,122.00	616.00	241.50	C	89.26%	10.74%	4.21%	B

T-667A AP CONSTRUCTION - SFB Replacement Project Tree Clearing														
Payments Summary					Workforce Hours Summary 0.00%					Ethnicity Participation Summary				
Total Contracts Value	Total Prime P / T / D	Total IBE P / T / D	Total IBE %	Payments Score (Total IBE Payments)	Total Number of Workers	Total Hours Worked	Caucasian Hours	Total Minority Hours	Total Women Hours	Workforce Score (Total Hours Worked)	Caucasian %	Minority %	Women %	Ethnicity Score (Total Participation)
\$1,814,999.39	\$1,721,688.26	\$454,825.01	26.42%	B	0	0.00	0.00	0.00	0.00	N/A	0.00%	0.00%	0.00%	N/A

T-668A TRUMBULL 2 New Jersey - SFB Replacement Project														
Payments Summary					Workforce Hours Summary 21.57%					Ethnicity Participation Summary				
Total Contracts Value	Total Prime P / T / D	Total IBE P / T / D	Total IBE %	Payments Score (Total IBE Payments)	Total Number of Workers	Total Hours Worked	Caucasian Hours	Total Minority Hours	Total Women Hours	Workforce Score (Total Hours Worked)	Caucasian %	Minority %	Women %	Ethnicity Score (Total Participation)
\$-	\$-	\$-	0.00%	N/A	1729	666,190.74	539,447.44	126,743.30	16,967.50	B+	80.97%	19.03%	2.55%	A

Delaware River Joint Toll Bridge Commission

Meeting of December 23, 2024

Completed Construction Projects - Summary's & Scores (IBE Payments, Workforce Hours & Ethnicity Participation)

Date: From 07/01/2014 To 11/30/2024

IBE Payments Legend	
Score Rankings	IBE Commitment Participation
A+	45% & above
A	35% to 44.9%
B+	30% to 34.9%
B	25% to 29.9%
C+	20% to 24.9%
C	15% to 19.9%
D+	10% to 14.9%
D	5% to 9.9%
F	4.9% & below

Total of all Primes Contract Values \$546,089,491.37

Total Payments to all Primes \$529,522,433.01

Total Payments to all IBEs \$106,092,678.02

IBE Target 25.00%

IBE Actual 20.04%

Workforce Utilization Legend		
Score Rankings	Workforce Commitment Participation	Ethnicity & Gender Participation
A+	30% & above	25% & above
A	25% to 29.9%	15% to 24.9%
B+	20% to 24.9%	over 15%
B	15% to 19.9%	10% to 14.9%
C+	10% to 14.9%	over 10%
C	10% to 14.9%	7.5% to 9.9%
D+	5% to 9.9%	over 7.5%
D	5% to 9.9%	5% to 7.4%
F	4.9% & below	4.9% & below

T-668A TRUMBULL 1 Pennsylvania SFB Bridge Replacement Project														
Payments Summary					Workforce Hours Summary 18.76%					Ethnicity Participation Summary				
Total Contracts Value	Total Prime P / T / D	Total IBE P / T / D	Total IBE %	Payments Score (Total IBE Payments)	Total Number of Workers	Total Hours Worked	Caucasian Hours	Total Minority Hours	Total Women Hours	Workforce Score (Total Hours Worked)	Caucasian %	Minority %	Women %	Ethnicity Score (Total Participation)
\$436,216,954.02	\$437,608,416.90	\$76,711,826.97	17.53%	C	1953	841,284.08	709,643.76	131,640.32	26,191.25	B	84.35%	15.65%	3.11%	A

T-705A SPARWICK - I-78 Toll Plaza Bumper Block Replacement														
Payments Summary					Workforce Hours Summary 0.00%					Ethnicity Participation Summary				
Total Contracts Value	Total Prime P / T / D	Total IBE P / T / D	Total IBE %	Payments Score (Total IBE Payments)	Total Number of Workers	Total Hours Worked	Caucasian Hours	Total Minority Hours	Total Women Hours	Workforce Score (Total Hours Worked)	Caucasian %	Minority %	Women %	Ethnicity Score (Total Participation)
\$160,006.00	\$160,006.00	\$160,006.00	100.00%	A+	0	0.00	0.00	0.00	0.00	N/A	0.00%	0.00%	0.00%	N/A

T-707A Bracy Commission Administration Building at SFB & Adaptive Reuse of the 1799 Building														
Payments Summary					Workforce Hours Summary 12.32%					Ethnicity Participation Summary				
Total Contracts Value	Total Prime P / T / D	Total IBE P / T / D	Total IBE %	Payments Score (Total IBE Payments)	Total Number of Workers	Total Hours Worked	Caucasian Hours	Total Minority Hours	Total Women Hours	Workforce Score (Total Hours Worked)	Caucasian %	Minority %	Women %	Ethnicity Score (Total Participation)
\$21,468,985.71	\$21,468,985.71	\$4,382,167.83	20.41%	C+	435	80,061.86	70,408.20	9,653.66	209.00	C	87.94%	12.06%	0.26%	B

T-708A Allied Painting New Hope-Lambertville Toll Bridge Floor System Rehabilitation -Facility Administration Building														
Payments Summary					Workforce Hours Summary 64.86%					Ethnicity Participation Summary				
Total Contracts Value	Total Prime P / T / D	Total IBE P / T / D	Total IBE %	Payments Score (Total IBE Payments)	Total Number of Workers	Total Hours Worked	Caucasian Hours	Total Minority Hours	Total Women Hours	Workforce Score (Total Hours Worked)	Caucasian %	Minority %	Women %	Ethnicity Score (Total Participation)
\$1,694,000.00	\$1,546,100.00	\$170,944.28	11.06%	D+	26	5,244.00	1,842.50	3,401.50	0.00	A+	35.14%	64.86%	0.00%	A+

T-711AR BRACY - Easton Phillipsburg Toll Bridge Salt Storage Building														
Payments Summary					Workforce Hours Summary 15.61%					Ethnicity Participation Summary				
Total Contracts Value	Total Prime P / T / D	Total IBE P / T / D	Total IBE %	Payments Score (Total IBE Payments)	Total Number of Workers	Total Hours Worked	Caucasian Hours	Total Minority Hours	Total Women Hours	Workforce Score (Total Hours Worked)	Caucasian %	Minority %	Women %	Ethnicity Score (Total Participation)
\$1,711,600.00	\$1,666,931.06	\$18,727.94	1.12%	F	77	5,669.75	4,784.50	885.25	0.00	B	84.39%	15.61%	0.00%	A

T-717A BRACY Milford-Montague Toll Bridge Salt Storage Building														
Payments Summary					Workforce Hours Summary 7.70%					Ethnicity Participation Summary				
Total Contracts Value	Total Prime P / T / D	Total IBE P / T / D	Total IBE %	Payments Score (Total IBE Payments)	Total Number of Workers	Total Hours Worked	Caucasian Hours	Total Minority Hours	Total Women Hours	Workforce Score (Total Hours Worked)	Caucasian %	Minority %	Women %	Ethnicity Score (Total Participation)
\$1,244,000.00	\$1,232,810.45	\$70,588.96	5.73%	D	43	3,227.00	2,978.50	248.50	0.00	D	92.30%	7.70%	0.00%	C

T-719A ROAD-CON Delaware Water Gap Toll Bridge Facility Westbound Toll Plaza Roadway and NJ Approach Repairs.														
Payments Summary					Workforce Hours Summary 23.68%					Ethnicity Participation Summary				
Total Contracts Value	Total Prime P / T / D	Total IBE P / T / D	Total IBE %	Payments Score (Total IBE Payments)	Total Number of Workers	Total Hours Worked	Caucasian Hours	Total Minority Hours	Total Women Hours	Workforce Score (Total Hours Worked)	Caucasian %	Minority %	Women %	Ethnicity Score (Total Participation)
\$3,773,197.85	\$3,554,825.27	\$610,051.82	17.16%	C	123	9,822.57	7,915.77	1,906.80	419.50	B+	80.59%	19.41%	4.27%	A

Delaware River Joint Toll Bridge Commission

Meeting of December 23, 2024

Completed Construction Projects - Summary's & Scores (IBE Payments, Workforce Hours & Ethnicity Participation)

Date: From 07/01/2014 To 11/30/2024

IBE Payments Legend	
Score Rankings	IBE Commitment Participation
A+	45% & above
A	35% to 44.9%
B+	30% to 34.9%
B	25% to 29.9%
C+	20% to 24.9%
C	15% to 19.9%
D+	10% to 14.9%
D	5% to 9.9%
F	4.9% & below

Total of all Primes Contract Values \$546,089,491.37

Total Payments to all Primes \$529,522,433.01

Total Payments to all IBEs \$106,092,678.02

IBE Target 25.00%

IBE Actual 20.04%

Workforce Utilization Legend		
Score Rankings	Workforce Commitment Participation	Ethnicity & Gender Participation
A+	30% & above	25% & above
A	25% to 29.9%	15% to 24.9%
B+	20% to 24.9%	over 15%
B	15% to 19.9%	10% to 14.9%
C+	10% to 14.9%	over 10%
C	10% to 14.9%	7.5% to 9.9%
D+	5% to 9.9%	over 7.5%
D	5% to 9.9%	5% to 7.4%
F	4.9% & below	4.9% & below

T-730A BRACY Southern Operations & Maintenance Facilities Improvements Trenton Morrisville Salt Operations														
Payments Summary					Workforce Hours Summary 6.85%					Ethnicity Participation Summary				
Total Contracts Value	Total Prime P / T / D	Total IBE P / T / D	Total IBE %	Payments Score (Total IBE Payments)	Total Number of Workers	Total Hours Worked	Caucasian Hours	Total Minority Hours	Total Women Hours	Workforce Score (Total Hours Worked)	Caucasian %	Minority %	Women %	Ethnicity Score (Total Participation)
\$3,275,000.00	\$3,234,621.97	\$450,025.89	13.91%	D+	57	5,831.08	5,471.58	359.50	40.00	D	93.83%	6.17%	0.69%	D

T-746A ROAD-CON, INC. / Trenton Morrisville TB Roadway repaving and Deck Sealing Improvements														
Payments Summary					Workforce Hours Summary 25.00%					Ethnicity Participation Summary				
Total Contracts Value	Total Prime P / T / D	Total IBE P / T / D	Total IBE %	Payments Score (Total IBE Payments)	Total Number of Workers	Total Hours Worked	Caucasian Hours	Total Minority Hours	Total Women Hours	Workforce Score (Total Hours Worked)	Caucasian %	Minority %	Women %	Ethnicity Score (Total Participation)
\$1.00	\$-	\$-	0.00%	N/A	5	64.00	48.00	16.00	0.00	A	75.00%	25.00%	0.00%	A+

TS-639B MOUNT CONSTRUCTION - Lower Trenton TSB Approach Roadways Improvements														
Payments Summary					Workforce Hours Summary 0.00%					Ethnicity Participation Summary				
Total Contracts Value	Total Prime P / T / D	Total IBE P / T / D	Total IBE %	Payments Score (Total IBE Payments)	Total Number of Workers	Total Hours Worked	Caucasian Hours	Total Minority Hours	Total Women Hours	Workforce Score (Total Hours Worked)	Caucasian %	Minority %	Women %	Ethnicity Score (Total Participation)
\$2,731,688.30	\$2,090,794.00	\$2,090,794.00	100.00%	A+	0	0.00	0.00	0.00	0.00	N/A	0.00%	0.00%	0.00%	N/A

TS-650A ROAD-CON - RIVERTON BELVIDERE TSB														
Payments Summary					Workforce Hours Summary 0.00%					Ethnicity Participation Summary				
Total Contracts Value	Total Prime P / T / D	Total IBE P / T / D	Total IBE %	Payments Score (Total IBE Payments)	Total Number of Workers	Total Hours Worked	Caucasian Hours	Total Minority Hours	Total Women Hours	Workforce Score (Total Hours Worked)	Caucasian %	Minority %	Women %	Ethnicity Score (Total Participation)
\$708,707.00	\$652,738.50	\$28,347.48	4.34%	F	0	0.00	0.00	0.00	0.00	N/A	0.00%	0.00%	0.00%	N/A

TS-677A SPARWICK - SF TSB Interim Deck Repairs on I-95														
Payments Summary					Workforce Hours Summary 13.62%					Ethnicity Participation Summary				
Total Contracts Value	Total Prime P / T / D	Total IBE P / T / D	Total IBE %	Payments Score (Total IBE Payments)	Total Number of Workers	Total Hours Worked	Caucasian Hours	Total Minority Hours	Total Women Hours	Workforce Score (Total Hours Worked)	Caucasian %	Minority %	Women %	Ethnicity Score (Total Participation)
\$999,656.00	\$999,656.00	\$999,656.00	100.00%	A+	8	580.00	501.00	79.00	0.00	C	86.38%	13.62%	0.00%	B

TS-687A CARR & DUFF - Lower Trenton Toll Supported Bridge Replacement of Sign Lighting Elements														
Payments Summary					Workforce Hours Summary 1.50%					Ethnicity Participation Summary				
Total Contracts Value	Total Prime P / T / D	Total IBE P / T / D	Total IBE %	Payments Score (Total IBE Payments)	Total Number of Workers	Total Hours Worked	Caucasian Hours	Total Minority Hours	Total Women Hours	Workforce Score (Total Hours Worked)	Caucasian %	Minority %	Women %	Ethnicity Score (Total Participation)
\$647,000.00	\$647,000.00	\$163,632.58	25.29%	B	14	2,734.00	2,693.00	41.00	0.00	F	98.50%	1.50%	0.00%	F

TS-699A CARR & DUFF LOWER TRENTON TSB APPROACH TRAFFIC SIGNAL EQUIPMENT UPGRADES														
Payments Summary					Workforce Hours Summary 28.52%					Ethnicity Participation Summary				
Total Contracts Value	Total Prime P / T / D	Total IBE P / T / D	Total IBE %	Payments Score (Total IBE Payments)	Total Number of Workers	Total Hours Worked	Caucasian Hours	Total Minority Hours	Total Women Hours	Workforce Score (Total Hours Worked)	Caucasian %	Minority %	Women %	Ethnicity Score (Total Participation)
\$161,150.37	\$161,150.32	\$61,169.00	37.96%	A	11	433.00	309.50	123.50	0.00	A	71.48%	28.52%	0.00%	A+

Delaware River Joint Toll Bridge Commission

Meeting of December 23, 2024

Completed Construction Projects - Summary's & Scores (IBE Payments, Workforce Hours & Ethnicity Participation)

Date: From 07/01/2014 To 11/30/2024

IBE Payments Legend	
Score Rankings	IBE Commitment Participation
A+	45% & above
A	35% to 44.9%
B+	30% to 34.9%
B	25% to 29.9%
C+	20% to 24.9%
C	15% to 19.9%
D+	10% to 14.9%
D	5% to 9.9%
F	4.9% & below

Total of all Primes Contract Values \$546,089,491.37

Total Payments to all Primes \$529,522,433.01

Total Payments to all IBEs \$106,092,678.02

IBE Target 25.00%

IBE Actual 20.04%

Workforce Utilization Legend		
Score Rankings	Workforce Commitment Participation	Ethnicity & Gender Participation
A+	30% & above	25% & above
A	25% to 29.9%	15% to 24.9%
B+	20% to 24.9%	over 15%
B	15% to 19.9%	10% to 14.9%
C+	10% to 14.9%	over 10%
C	10% to 14.9%	7.5% to 9.9%
D+	5% to 9.9%	over 7.5%
D	5% to 9.9%	5% to 7.4%
F	4.9% & below	4.9% & below

TTS-723A J FLETCHER CREAMER On Call Beam Guide Rail & Attenuator Replacement														
Payments Summary					Workforce Hours Summary 38.70%					Ethnicity Participation Summary				
Total Contracts Value	Total Prime P / T / D	Total IBE P / T / D	Total IBE %	Payments Score (Total IBE Payments)	Total Number of Workers	Total Hours Worked	Caucasian Hours	Total Minority Hours	Total Women Hours	Workforce Score (Total Hours Worked)	Caucasian %	Minority %	Women %	Ethnicity Score (Total Participation)
\$1,376,666.00	\$756,232.60	\$113,829.53	15.05%	C	55	2,315.50	1,419.50	896.00	0.00	A+	61.30%	38.70%	0.00%	A+

TTS-736A RCC BUILDERS & DEVELOPERS - (IBE) JOC for Building and Facility Work North Region														
Payments Summary					Workforce Hours Summary 48.50%					Ethnicity Participation Summary				
Total Contracts Value	Total Prime P / T / D	Total IBE P / T / D	Total IBE %	Payments Score (Total IBE Payments)	Total Number of Workers	Total Hours Worked	Caucasian Hours	Total Minority Hours	Total Women Hours	Workforce Score (Total Hours Worked)	Caucasian %	Minority %	Women %	Ethnicity Score (Total Participation)
\$3,000,000.00	\$68,665.26	\$68,665.26	100.00%	A+	2	334.00	172.00	162.00	0.00	A+	51.50%	48.50%	0.00%	A+

TTS-737A RCC BUILDERS & DEVELOPERS - Job Order Contracting for Building & Facility Work SOUTH REGION														
Payments Summary					Workforce Hours Summary 19.88%					Ethnicity Participation Summary				
Total Contracts Value	Total Prime P / T / D	Total IBE P / T / D	Total IBE %	Payments Score (Total IBE Payments)	Total Number of Workers	Total Hours Worked	Caucasian Hours	Total Minority Hours	Total Women Hours	Workforce Score (Total Hours Worked)	Caucasian %	Minority %	Women %	Ethnicity Score (Total Participation)
\$3,500,000.00	\$1,163,694.08	\$1,163,694.08	100.00%	A+	35	1,002.26	807.50	194.76	4.50	B	80.57%	19.43%	0.45%	A

Delaware River Joint Toll Bridge Commission

Meeting of December 23, 2024

Completed Professional Services Projects Payments Detail Report

Date: From 07/01/2014 To 11/30/2024

IBE Payments Legend	
Score Rankings	IBE Commitment Participation
A+	45% & above
A	35% to 44.9%
B+	30% to 34.9%
B	25% to 29.9%
C+	20% to 24.9%
C	15% to 19.9%
D+	10% to 14.9%
D	5% to 9.9%
F	4.9% & below

Summary	Contract Value	Prime P / T / D	IBE P / T / D	IBE Actual	Score
Professional and Construction Projects Totals	\$608,812,350.17	\$585,201,577.40	\$122,854,144.51	20.99%	C+
Professional Services Projects Totals	\$62,722,858.80	\$55,679,144.39	\$16,761,466.49	30.10%	B+

Prime Consultants	IBE Firm	Project Title	Contract Value	Prime P / T / D	IBE P / T / D	IBE Actual	Score
Burns Engineering, Inc.		C-508A BURNS - I-78 Maintenance Garage Expansion	\$717,042.74	\$717,042.74	\$305,795.94	42.65%	A
Gannett Fleming Inc. - Camp Hill, PA		C-644A GANNETT - I-78 Bridges & Approach Slab Rehabilitation	\$651,157.49	\$600,565.63	\$42,925.47	7.15%	D
Ammann & Whitney		C-650A AMMANN - Riverton / Belvidere TSB Critical Member Strengthening - Design	\$517,538.84	\$451,072.33	\$36,347.80	8.06%	D
Joseph Jingoli & Son, Inc.		C-657A JINGOLI - TOA / Building Construction Management Services - PA Assignment Level 3 Toll Bridge Facilities Energy Contract	\$300,000.00	\$297,447.96	\$13,380.00	4.50%	F
McCormick Taylor, Inc.		C-662A McCORMICK - SFB Replacement Public Involvement Services	\$1,800,016.87	\$1,566,323.71	\$382,985.84	24.45%	C+
Pennoni Associates Inc		C-663A PENNONI - SFB Replacement Project Traffic Engineering Services Pre-construction Traffic Study	\$248,468.49	\$237,424.67	\$118,547.24	49.93%	A+
Cherry, Weber & Associates, P.C.		C-684A-1/2 Van Cleef Engineering Associates, LLC - formally - CHERRY WEBER ENG.-General Engineering Services 2015-2018 Annual Inspections for contract C-684A-1	\$1,222,340.65	\$1,222,340.65	\$292,358.15	23.92%	C+
Johnson, Mirmiran and Thompson, Inc.		C-696A JMT - TOA / Engineering Services - PA Assignment	\$500,000.00	\$436,347.22	\$92,842.42	21.28%	C+
Rummel, Klepper and Kahl, LLP		C-701A RK&K - TOA / Engineering Services for Electronic Toll Collection Systems	\$500,000.00	\$461,812.98	\$91,464.15	19.81%	C
IH Engineers, P.C. (IBE Prime)	MBE	C-702B IH ENGS (IBE)- STRUCTURAL / CIVIL TASK ORDER AGREEMENT - NJ ASSIGNMENT	\$1,000,000.00	\$863,109.07	\$863,109.07	100.00%	A+
Urban Engineers, Inc.		C-703A URBAN - TOA / Construction Management Services for PA Assignment	\$500,000.00	\$445,990.62	\$89,676.75	20.11%	C+
USA Architects (IBE Prime)	SBE	C-707A USA - Commission Administration Building at Scudder Falls	\$1,376,451.71	\$1,376,354.11	\$1,376,354.11	100.00%	A+
Pennoni Associates Inc		C-715A PENNONI ASSOCIATES INC -Structural/Civil Task Order Agreement - PA Assignment	\$1,000,000.00	\$826,516.45	\$198,308.65	23.99%	C+
KS Engineers, P.C. (IBE Prime)	MBE	C-733A KS ENGINEERS, P.C. - CONSTRUCTION MANAGEMENT SERVICES TASK ORDER AGREEMENT FOR PROFESSIONAL ENGINEERING SERVICES	\$500,000.00	\$459,522.55	\$459,522.55	100.00%	A+
Pickering, Corts & Summerson, Inc. (IBE Prime)	SBE	C-757A - PICKERING, CORTS & SUMMERSON -- SBE - PROFESSIONAL ENGINEERING SERVICES FOR THE GENERAL ENGINEERING SERVICES 2021-2021 ANNUAL INSPECTION	\$1,280,000.00	\$531,101.62	\$531,101.62	100.00%	A+
Jacobs Engineering Group Inc.		CI-566A JACOBS - Portland / Columbia Toll Bridge Approach Roadways Improvements	\$532,349.00	\$476,991.53	\$144,473.11	30.29%	B+
Jacobs Engineering Group Inc.		CI-665A JACOBS - SFB Replacement Project Engineering Services for PA Noise Walls Construction	\$626,965.76	\$626,933.76	\$44,766.05	7.14%	D
TRC Engineers		CI-671A TRC - SFB Replacement Project Engineering Services for PA Approach Improvements	\$6,515,220.03	\$4,191,312.55	\$1,401,556.53	33.44%	B+
WSP/PARSONS BRINCKERHOFF, INC		CI-672A PARSONS (WSP) - SFB Replacement Project Engineering Services for Main River Bridge Replacement	\$7,776,718.32	\$5,398,968.46	\$1,398,298.09	25.90%	B
Gannett Fleming Inc. - Camp Hill, PA		CI-673A GANNETT - SFB Replacement Project Engineering Services for NJ Approach Construction	\$6,568,103.32	\$6,084,459.84	\$1,932,944.20	31.77%	B+
STV Inc. - Trenton, NJ		CM-508A STV - I-78 Maintenance Garage Expansion Engineering Services for Construction Management	\$586,402.81	\$582,335.21	\$44,851.79	7.70%	D
Greenman-Pedersen, Inc.		CM-644A GPI - I-78 Bridges and Approach Slabs Rehabilitation Construction Management / Inspection Services	\$1,545,442.08	\$1,429,603.53	\$266,934.72	18.67%	C
Greenman-Pedersen, Inc.		CM-664A GPI - SFB Replacement Project PA Noise Walls Construction Management Services	\$912,693.42	\$849,622.00	\$137,484.89	16.18%	C

*Met or Exceeded the Target

*Did Not Meet the Target

*P/T/D = Paid To Date

Delaware River Joint Toll Bridge Commission

Meeting of December 23, 2024

Completed Professional Services Projects Payments Detail Report

Date: From 07/01/2014 To 11/30/2024

IBE Payments Legend	
Score Rankings	IBE Commitment Participation
A+	45% & above
A	35% to 44.9%
B+	30% to 34.9%
B	25% to 29.9%
C+	20% to 24.9%
C	15% to 19.9%
D+	10% to 14.9%
D	5% to 9.9%
F	4.9% & below

Prime Consultants	IBE Firm	Project Title	Contract Value	Prime P / T / D	IBE P / T / D	IBE Actual	Score
Hill International, Inc. - Philadelphia, PA		CM-669A HILL - SFB Replacement Project Construction Management Services	\$25,015,066.98	\$25,015,064.91	\$6,459,687.39	25.82%	B
Joseph Jingoli & Son, Inc.		CM-707A JINGOLI - Commission Administration Building at Scudder Falls - Construction Management Services	\$530,880.29	\$530,880.29	\$35,749.96	6.73%	D

*Met or Exceeded the Target

*Did Not Meet the Target

*P/T/D = Paid To Date

Delaware River Joint Toll Bridge Commission
Meeting of December 23, 2024

MINORITY, WOMEN AND SMALL BUSINESS ENTERPRISE PROGRAM

The Delaware River Joint Toll Bridge Commission implemented a one-year Minority Business Enterprise (MBE) pilot program, with a 7% participation goal, and the Women Business Enterprise (WBE) pilot program with a 3% goal. These goals applied to consultants and contractors' participating in the Commission's Capital Program and were effective on September 1, 2008.

At its December 2008 Commission Meeting, the Commission revised the pilot program to specify a 25% Small Business Enterprise (SBE) goal to New Jersey assigned consultant contracts in lieu of the previously specified 7% MBE and 3% WBE goals.

At its December 2010 Commission Meeting, due to the success of the Commission's MWSBE Pilot Program, the Delaware River Joint Toll Bridge Commission adopted a resolution for permanent status of the Minority Business Enterprise (MBE) program, with a 7% participation goal, and the Women Business Enterprise (WBE) program with a 3% goal, and the Small Business Enterprise (SBE) program with a 25% goal. These goals apply to consultants and contractors' participating in the Commission's Capital Program.

The Contract Compliance Department continues to monitor, update and analyze the payments for the MWSBE diversity program.

- | | |
|---|-------------------|
| a) PA Assigned Professional Services Contracts: | 7% MBE and 3% WBE |
| b) No State Assigned Professional Services Contracts: | 7% MBE and 3% WBE |
| c) Capital Plan Construction Contracts: | 7% MBE and 3% WBE |
| d) NJ Assigned Professional Services Contracts: | 25% SBE |

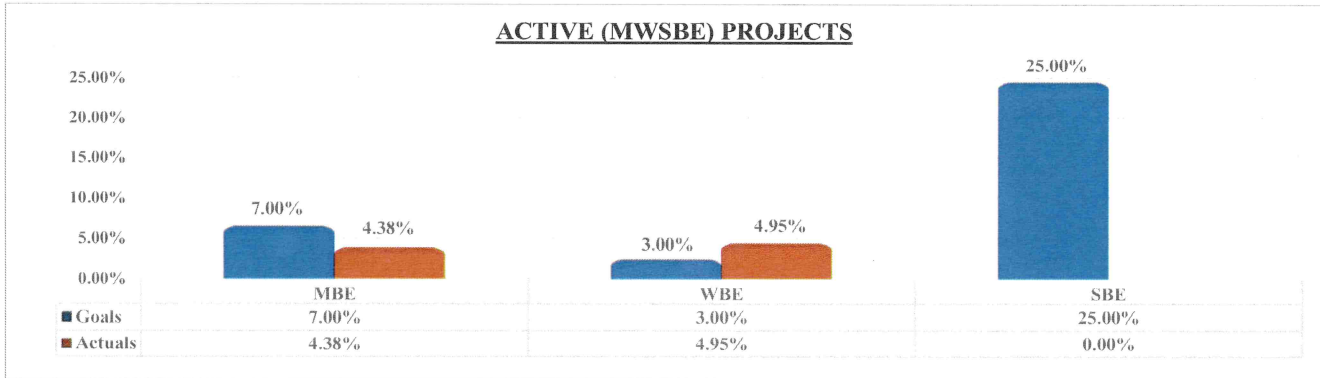
Numerous diversified businesses have benefited and continue to benefit from the Commission's previous M/W/SBE Program. The number of Contracts awarded during the MWSBE Program are as follows:

- | | |
|-----------------------------------|-----|
| ➤ Active Projects: | 1 |
| ➤ Completed Projects: | 76 |
| ➤ Total Capital Program Projects: | 77 |
| ➤ Total Number of Contractors: | 180 |

As of July 1, 2014 projects fall into the status now commonly referred to as IBE (Identified Business Enterprise) with a projected target to be or to exceed 25% of the total project award amount.

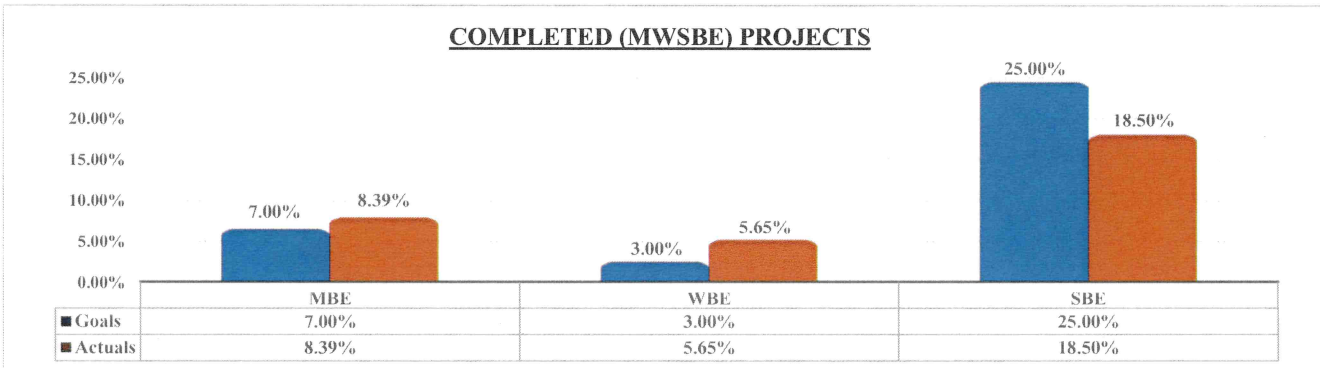
**Delaware River Joint Toll Bridge Commission
Meeting of December 23, 2024**

ACTIVE and COMPLETED (MWSBE) PROJECTS PAYMENTS



M/WBE Actual Summary Totals \$2,810,599.24	MBE		WBE		SBE Actual Summary Totals \$0.00	SBE	
	ACTUAL	PAYMENTS	ACTUAL	PAYMENTS		ACTUAL	PAYMENTS
	4.38%	\$1,319,428.97	4.95%	\$1,491,170.27		0.00%	\$0.00

PROJECT NO.	CONTRACTOR / CONSULTANT	PROJECT VALUE	TOTAL PAYMENTS TO DATE	MBE GOAL	MBE PAYMENTS	WBE GOAL	WBE PAYMENTS	SBE GOAL	SBE PAYMENTS
C-502A	AECOM Transp.	\$ 30,397,000.00	\$ 30,140,549.35	4.38%	\$ 1,319,428.97	4.95%	\$ 1,491,170.27	25%	\$ -



M/WBE Actual Summary Totals \$141,820,320.30	MBE		WBE		SBE Actual Summary Totals \$18,938,470.71	SBE	
	ACTUAL	PAYMENTS	ACTUAL	PAYMENTS		ACTUAL	PAYMENTS
	8.39%	\$11,903,166.05	5.65%	\$8,008,051.95		18.50%	\$3,502,973.00

The details relative to the Completed Projects data above are available on the following pages.

Delaware River Joint Toll Bridge Commission
Meeting of December 23, 2024

CONTRACT COMPLIANCE REPORT
Month of November 2024

**Minority, Women and Small Business Enterprise Payment Reporting
Completed Contracts**

*Categories highlighted below indicates the Prime has either met or exceeded the target.

PROJECT NO.	CONTRACTOR / CONSULTANT	CONTRACT VALUE	MBE GOAL 7.0 %	MBE PAYMENTS	WBE GOAL 3.0 %	WBE PAYMENTS	SBE GOAL 25.0 %	SBE PAYMENTS
DB-427B	A.P. Construction	\$ 4,356,866.00	10.00%	\$ 435,686.60	7.30%	\$ 318,051.22		
T/TS-573A	A.P. Construction	\$ 7,823,588.00	7.69%	\$ 601,633.92	4.92%	\$ 384,920.53		
T-440BR	A.P. Construction	\$ 4,608,295.33	11.70%	\$ 539,170.55	7.33%	\$ 337,788.05		
TTS-476A-2	A.P. Construction	\$ 3,511,153.06	7.20%	\$ 252,803.02	5.50%	\$ 193,113.42		
T-472A	Allied Painting	\$ 15,595,983.76	9.70%	\$ 1,512,810.42	15.00%	\$ 2,339,397.56		
C-443A	Ammann & Whitney	\$ 770,909.81	10.00%	\$ 77,090.98	14.00%	\$ 107,927.37		
C-445A	Ammann & Whitney	\$ 920,304.08	7.20%	\$ 66,261.89	3.20%	\$ 29,449.73		
C-629B	Michael Baker	\$ 500,000.00					2.79%	\$ 13,937.96
T-474A	Bracy Contracting	\$ 2,660,000.00	6.05%	\$ 160,930.00	2.87%	\$ 76,342.00		
C-474A	Brinjac	\$ 287,603.87	8.00%	\$ 23,008.31	9.00%	\$ 25,884.35		
C-627A	Buchart Horn	\$ 132,374.35						
C-598A	Burns Group	\$ 408,272.00					8.00%	\$ 32,661.76
C-454A	Carroll Engineers	\$ 500,000.00	18.10%	\$ 90,500.00	5.90%	\$ 29,500.00		
C-543A	Cherry Weber	\$ 612,233.00					28.30%	\$ 173,261.94
C-639A	Cherry Weber	\$ 401,455.40	18.10%	\$ 72,663.43	5.90%	\$ 23,685.87		
T-498A	Cornell & Co.	\$ 1,999,015.22	9.30%	\$ 185,908.42	6.30%	\$ 125,937.96		
T-554A	Dayspring Electric	\$ 232,117.66						
C-628A	Dewberry	\$ 474,625.86	9.69%	\$ 46,014.78	13.27%	\$ 62,999.77	9.12%	\$ 43,294.17
C-454B	French & Parello	\$ 500,000.00					17.00%	\$ 85,000.00
C-627B	French & Parello	\$ 276,851.59					5.70%	\$ 28,487.21
C-453A	Gannett Fleming	\$ 1,000,000.00	5.33%	\$ 53,300.00	0.87%	\$ 8,700.00		\$ -
C-598B	Gannett Fleming	\$ 367,353.90					8.95%	\$ 32,878.17
C-566A	Greenman Pedersen	\$ 350,675.02	9.54%	\$ 33,464.64	0.83%	\$ 2,924.37		\$ -
C-599B	Greenman Pedersen	\$ 1,000,000.00					4.00%	\$ 40,000.00
CM-437A	Greenman Pedersen	\$ 2,559,020.59					19.50%	\$ 499,009.02
CM-440B	Greenman Pedersen	\$ 753,336.71					17.64%	\$ 132,888.60
T-441A	H & G Contractors	\$ 1,586,698.00	6.60%	\$ 104,722.07	1.57%	\$ 24,911.16		
C-530A	Hill International	\$ 400,000.00	2.50%	\$ 10,000.00				
CM-427B	Hill International	\$ 629,749.00					13.60%	\$ 85,645.86
CM-447B	Hill International	\$ 973,401.52	4.10%	\$ 39,909.46	2.10%	\$ 20,441.43		
CM-442A	Hill International	\$ 319,826.73					25.14%	\$ 80,404.44
CM-573A	Hill International	\$ 1,038,384.48	6.20%	\$ 64,379.84	5.80%	\$ 60,226.30		
C-629A	Hill International	\$ 147,560.34					13.66%	\$ 40,993.70
T-506A	HRI	\$ 13,727,411.69	7.17%	\$ 984,255.42	2.91%	\$ 399,467.68		
TS-505A	IEW	\$ 661,352.00	55.00%	\$ 363,743.60	8.93%	\$ 59,058.73		
DB-563A	J. Fletcher Creamer	\$ 1,283,717.00	15.00%	\$ 192,557.55	4.00%	\$ 51,348.68		
TTS-634AR	J. Fletcher Creamer	\$ 896,808.00	8.35%	\$ 74,885.53	0.42%	\$ 3,755.75		
T-437A	J.D. Eckman	\$ 24,412,321.90	7.48%	\$ 1,826,041.68	3.04%	\$ 742,134.59		
C-549AR	Jacobs Engineering	\$ 445,549.98	8.02%	\$ 35,745.16	3.11%	\$ 13,866.11		

Delaware River Joint Toll Bridge Commission
Meeting of December 23, 2024

CONTRACT COMPLIANCE REPORT
Month of November 2024

Minority, Women and Small Business Enterprise Payment Reporting Completed Contracts

*Categories highlighted below indicates the Prime has either met or exceeded the target.

PROJECT NO.	CONTRACTOR / CONSULTANT	CONTRACT VALUE	MBE GOAL 7.0 %	MBE PAYMENTS	WBE GOAL 3.0 %	WBE PAYMENTS	SBE GOAL 25.0 %	SBE PAYMENTS
TS-442A	James A. Anderson	\$ 2,149,268.62	6.30%	\$ 135,403.92	1.30%	\$ 27,940.49		
TS-443A	James A. Anderson	\$ 2,461,975.00			6.10%	\$ 150,180.48		
T-543A	James D. Morrissey	\$ 6,683,640.40	4.80%	\$ 320,814.74	8.64%	\$ 577,466.53		
CM-444A	JMT	\$ 905,196.00	9.50%	\$ 85,993.62	2.80%	\$ 25,345.49		
CM-506A	JMT	\$ 1,459,000.00	7.65%	\$ 111,613.50	2.40%	\$ 35,016.00		
CM-543A	JMT	\$ 752,729.58					30.60%	\$ 230,335.25
C-506A	K.S. Engineers	\$ 1,156,622.33	63.38%	\$ 733,067.23	13.44%	\$ 155,450.04		
TTS-476A-1	Kyle Conti	\$ 4,128,641.00	0.09%	\$ 3,715.78	9.00%	\$ 371,577.69		
C-628B	Louis Berger Group	\$ 781,897.95					9.21%	\$ 92,111.29
C-599A	McCormick & Taylor	\$ 259,868.37			0.01%	\$ 5,000.00		
DB-562A	M.L. Ruberton	\$ 344,492.68	8.30%	\$ 28,592.89	3.80%	\$ 13,090.72		
T-475A	Miniscalco	\$ 68,229.51	2.25%	\$ 1,535.16	1.20%	\$ 818.75		
TS-445A	Neshaminy Contractors	\$ 6,285,926.10	16.90%	\$ 1,062,321.51	2.70%	\$ 169,720.00		
TS-447B	Neshaminy Contractors	\$ 8,955,586.24	8.60%	\$ 770,180.42	2.58%	\$ 231,054.12		
C-437B	Parsons Brinkerhoff	\$ 2,254,674.00					22.54%	\$ 508,203.52
C-437A	Pennoni Associates	\$ 764,181.39					24.00%	\$ 183,403.53
C-556A	Pennoni Associates	\$ 323,615.98					25.21%	\$ 98,228.18
C-455B	Remington & Vernick	\$ 400,000.00					2.49%	\$ 9,960.00
TS-444A	Road-Con	\$ 7,814,850.68	4.87%	\$ 380,583.23	0.31%	\$ 24,226.04		
T-639A	Road-Con	\$ 3,324,313.00			13.90%	\$ 462,079.51		
C-621A	Rummel, Klepper & Kahl	\$ 487,881.64	9.01%	\$ 43,941.24	3.16%	\$ 15,427.54		
T-624A	Sparwick	\$ 874,601.00	7.60%	\$ 66,469.68	0.75%	\$ 6,559.51		
C-440B	Stantec	\$ 728,011.79	4.75%	\$ 34,580.56	2.80%	\$ 20,384.33		
C-440A	Stantec	\$ 405,011.03	4.80%	\$ 19,440.53	6.60%	\$ 26,730.73		
C-600A	STV	\$ 800,000.00					12.60%	\$ 100,800.00
CM-472A	STV	\$ 1,728,385.40					23.80%	\$ 411,355.73
CM-474A	STV	\$ 291,172.17						
C-538A	STV	\$ 500,000.00	1.25%	\$ 6,250.00	31.20%	\$ 156,000.00		
CM-443A	STV	\$ 204,152.63	16.75%	\$ 34,195.57	11.00%	\$ 22,456.79		
CM-445A	STV	\$ 682,064.44					26.00%	\$ 177,336.75
CM-498A	STV	\$ 571,665.66	12.00%	\$ 68,599.88	2.40%	\$ 13,719.98		
C-453B	T & M Associates	\$ 1,000,000.00					18.90%	\$ 189,000.00
C-07-11	Transystems	\$ 747,493.55					21.05%	\$ 157,347.39
C-447B	Transystems	\$ 666,016.64	8.00%	\$ 53,281.33	2.00%	\$ 13,320.33		
CM-476A	Trumbull	\$ 699,250.00	13.60%	\$ 95,098.00	6.10%	\$ 42,654.25		
C-505A	Urban Engineers	\$ 154,598.70					36.50%	\$ 56,428.53
C-539A	URS Corporation	\$ 265,070.69						

DELAWARE RIVER JOINT TOLL BRIDGE COMMISSION

Meeting of December 23, 2024

**OPERATIONS INDEX
FOR
INFORMATION TECHNOLOGY**

SUBJECT	DESCRIPTION	PAGE NUMBER
Information Technology	Status Report Month of November 2024	1-2





DELAWARE RIVER JOINT TOLL BRIDGE COMMISSION

Meeting of November 2024

Information Technology Department Report Month of October 2024


The following activities under the general heading of Information Technology were recently initiated, accomplished, or performed:

Helpdesk/Deployments:


-  Processed 22 work orders for the month of October.
-  Includes all software support, IT daily tasks, printer and desktop support, Intranet, news and job postings, telephone support, and form design/updates.
-  Includes configuration and deployment of desktops, laptops, and cell phones.
-  Includes MUNIS, ADP, Maximo, ESS CAD/RMS, and other Enterprise Software updates and maintenance, and EZ-Pass support.

Projects:


MUNIS Upgrade:

-  We continue to work on the MUNIS Upgrade. Specifically, we are working with Tyler to resolve several open, ongoing issues.


ESS CAD/RMS Implementation:

-  We continue to support the CAD/RMS implementation as the project gets closer to operation.

Customer Service Center:

-  We have deployed desktops and telephones at I78 and DWG and have begun to roll out a new Customer Service phone system.


Security, Upgrades, and Migration Initiative:

-  We continue to work on infrastructure upgrades throughout The Commission.

DELAWARE RIVER JOINT TOLL BRIDGE COMMISSION

Meeting of November 2024

Meetings Attended:

-  **Every Monday: IAG Tech Committee Call:** General IAG Tech Committee discussion and status. Nothing to report.

**DELAWARE RIVER JOINT TOLL BRIDGE
COMMISSION
Meeting of December 23, 2024**

OPERATIONS

INDEX FOR

TRAINING AND EMPLOYEE SAFETY

SUBJECT	DESCRIPTION	PAGE NUMBER
Training & Employee Safety	Status Reports Month of November 2024	1 of 2

DELAWARE RIVER JOINT TOLL BRIDGE COMMISSION

TRAINING AND EMPLOYEE SAFETY DEPARTMENT

MONTH OF November 2024

The activities delineated below represent meetings, communications, tasks, and accomplishments of the Training and Employee Safety Department for the Month of November 2024

- 11/01: Facilitated Flagger Training (Online) for (2) maintenance employees
- 11/06: Conducted First Aid and AED inspections at each SR location
- 11/06: Submitted departmental monthly report for review
- 11/07: Provided oversight to maintenance crew at MM during a tree trimming operation
- 11/07: Participated in the November Staff Mtg (Reported TES Activities)
- 11/07: Maintenance employee (Jeremy Batchler) begins CDL Training @ Somerset Co.
- 11/07: Facilitated a training needs assessment meeting with the Contract Compliance Dept.
- 11/12: Monitored (for safety) maintenance personnel at NHL removing dead trees on property
- 11/13: Attended the annual Snow Operations Meeting @ NHL
- 11/13: Attended meeting at NHL with rep from Office Basics to discuss cleaning supplies
- 11/14: Day #1 of Basic Hydraulics Training for maintenance personnel in Bensalem, Pa. (Foley)
- 11/14: Workplace Safety Director attends the Rutgers Work Zone Safety Class (Online/live)
- 11/14: Facilitated a Stormwater Management Refresher Class @ MM for affected MW's
- 11/15: Day #2 of Basic Hydraulics Training in Bensalem, Pa. for affected maintenance personnel
- 11/18: Conducted inspections of Fire Extinguishers in the SR
- 11/19: Facilitated a Stormwater Management make up session at NHL for affected personnel
- 11/19: Facilitated a training needs assessment meeting at SF with the EZ Pass Dept.
- 11/20: Monitored (for safety) maintenance personnel cutting down trees at MM
- 11/21: Facilitated the monthly Workplace Safety Committee mtg @ the DWG

- 11/22: Facilitated Stormwater Management Refresher Training @ the SRMC
- 11/25: Facilitated Flagger (Online) Training for (2) commission employees @ EP
- 11/26: Conducted inspections of AED's/First Aid kits in the CR
- 11/26: Conducted Stormwater Management Refresher Training for affected personnel @ EP
- 11/26: Met with TES Directors/Coordinators to critique recent PSBS/Maintenance onboarding

Note: The Commission has transitioned from the Litmos LMS to the ADP Learning Management System. Detailed training statistics are unavailable

DELAWARE RIVER JOINT TOLL BRIDGE COMMISSION

Meeting of December 23, 2024

COMMUNICATIONS

The following Pages reflect the reports on those items assigned to the Communications Department. Each item is reported separately and page numbered accordingly.

DELAWARE RIVER JOINT TOLL BRIDGE COMMISSION
Meeting of December 23, 2024

OPERATIONS INDEX
FOR
COMMUNICATIONS

SUBJECT	DESCRIPTION	PAGE NUMBER
Communications	Status Report Month of November 2024	1-4

DELAWARE RIVER JOINT TOLL BRIDGE COMMISSION
Meeting of December 23, 2024

COMMUNICATIONS REPORT
November 2024

- **COMMISSION AWARENESS EFFORTS:**

Advance Preparations for Toll Conversion/AET in Place Stage 2 – Preparations were initiated for a series of materials aimed at raising public awareness of the elimination of cash service at toll booths for the Commission’s four highest volume toll bridges: Trenton-Morrisville (Route 1), I-78, Easton-Phillipsburg (Route 22), and Delaware Water Gap (I-80). An initial round of handout cards was drafted, designed, and order for distribution to cash-paying customers beginning in December. The cards are toll-plaza specific with a respective photograph and promoting the cost advantage of E-ZPass toll paying compared to the more expensive and time-consuming process of payment through TOLL BY PLATE license-plate billing. Billboards also were designed and ordered for each respective bridge location. Finally, window treatments were designed and ordered for applicable toll booths at each location. A press release announcing the January 13 start date for system-wide cashless all-electronic tolling will be issued in early December to coincide with the placement of billboards, distribution of in-lane handout cards, and toll-booth window treatments. Many individuals in operations, maintenance, toll collections, community affairs, administration, E-ZPass, and engineering assisted with this endeavor.

New Hope-Lambertville Toll-Supported Bridge Rehabilitation Project and Unforeseen Structural Issue – Drafted and issued a press release announcing that an anticipated uninterrupted two-week shutdown of the New Hope-Lambertville Toll Supported Bridge is scheduled to begin January 13. The announcement effectively gives businesses in the Lambertville and New Hope commercial centers a heads up to utilize the shutdown period as an opportunity to plan vacations or undertake renovations, etc. The bridge shutdown is anticipated to end on or about January 27, but is weather-sensitive. The announcement attracted some local news coverage and widespread postings on various social media sites. Another significant project-related press release concerned the opening of the bridge’s newly completed pedestrian walkway on the Wednesday immediately before Thanksgiving. This also was widely posted on social media sites. A press release also was issued for four overnight closures to all vehicular traffic in mid-November.

Uhlerstown-Frenchtown Bridge Rehabilitation Project Responses to Governmental Body Inquiries – Drafted responses to three inquiries received from governmental bodies during the public comment period on this upcoming project’s preliminary plans and scheduling as presented during June open house sessions in Tinicum, PA. and Frenchtown, N.J. Project manager Michael McCandless, Community Affairs Director Jodee Inscho, and lighting consultant Phat Quach were integral to the process of composing responses. Draft responses were reviewed with the Executive Director and project manager and modified. The document, which included images of the submitted governmental body communications, was posted on the project’s webpage in early November. Proofreading by Pete Peterson of Bellevue Communications.

DELAWARE RIVER JOINT TOLL BRIDGE COMMISSION
Meeting of December 23, 2024

- **MEDIA RELATIONS:**

Hot Topics: Daytime lane closures scheduled on I-78 east in Warren County during week of Nov. 4; commission employees mentioned running for election in voter guide; New Hope-Lambertville Bridge to close to vehicular traffic overnight, Nov. 18-21; Free bridge (Northampton Street Bridge) shines blue and yellow in honor of Warren County's bicentennial; I-78 Express E-ZPass lane closures scheduled for early December; Washington Crossing Bridge's Assessment is underway weekdays; two-week shutdown of New Hope-Lambertville Bridge expected to begin January 13; expect this popular New Jersey bridge to finally reopen soon (New Hope-Lambertville); January 13 start date announced for two-week-long full closure of New Hope-Lambertville Bridge; New Jersey National Guard Facebook post on ceremonial unveiling of a Sgt. William Cahir memorial dedication sign on the NJDOT-portion of the Route 22 approach to the Easton-Phillipsburg Toll Bridge; alleged poll worker wrongly identified as Commissioner Pamela Janvey in various social media posts.

- **WEBSITE:**

Updated RFQs for bond counsel, financial advisor, and underwriter services pools as per CFO Qiyao Zhao – uploading and posting response to inquiry PDF documents; posted various travel restriction alerts for Commission bridges and roadways; posted various homepage scroll messages for travel restrictions at Commission bridges and roadways;; updated message and inserted new read-more link on homepage pop-up window as warranted; inserted meeting notice, Teams meeting link, teleconferencing info, and meeting agenda onto the Public Access-Commission Meetings webpage for the November 25 meeting; updated the New Hope-Lambertville project webpage's two-week lookahead section on a weekly basis; updated overview and schedule for the New Hope-Lambertville project; updated the Uhlerstown-Frenchtown project schedule and current status webpage sections; revised Commissioner Young's last name (formerly De Leon); posted various alerts and scroll messages for closure of Route 29 southbound exit ramp to Route 1 and the Trenton-Morrisville Toll Bridge southbound.

- **COMMUNITY AFFAIRS** (Please refer to Community Affairs report):

Reviewed and cropped various toll plaza approach photographs taken by Community Affairs Director Jodee Inscho for use in Toll Conversion/AET-in-place public awareness efforts.

INTERNAL/EXTERNAL COMMUNICATIONS

- Recorded a total of 13,381 sessions (visits) to Commission's website – www.drjtbc.org – during November 2024. That's a decrease from the 16,739 sessions recorded in October and the 14,295 experienced in November 2023. Most visited webpages during the November timeframe were TOLL BY PLATE, Toll Rates, Truck Permit application, and the New Hope-Lambertville Bridge Rehabilitation Project.
- Drafted and issued four press releases in November: all were for the New Hope-Lambertville Bridge Rehabilitation Project and previously explained in the Commission Awareness Efforts section of this report.

DELAWARE RIVER JOINT TOLL BRIDGE COMMISSION
Meeting of December 23, 2024

- Took photographs of the Trenton-Morrisville Toll Plaza for use in design of handout cards and billboards for the next stage of cashless toll conversions; access was achieved with the help of Mark Murranko, LeVar Talley, Gary Lorenzo, Butler, Matt Hartigan, Michele Gara, and Larry Dubin and his crew.
- Worked with assistance Kim Carr to secure refund of wrongly charged sales tax for subscription to newspapers.com historical clippings website.
- Reviewed prospective content for the Washington Crossing Bridge Alternatives Analysis and compiled suggestions and recommendations for project manager W. Michael Cane.
- Attended various review meetings for the 2025 operations and capital-program budgets.
- Responded to Bucks County Courier Times reporter Jess Rohan's inquiry concerning passage of ocean liner United States in Philadelphia's harbor – not our jurisdiction.
- Examined Frenchtown historical district documentation and its inartful inclusion of the 1931 steel-truss Uhlerstown-Frenchtown Bridge.
- Posted New Hope-Lambertville bridge closure and walkway opening information on Commission's Facebook page for sharing to various community FB pages.
- Discussed with project manager Chris Rood of AECOM anticipated lane closure plans for the I-78 Express E-ZPass facility in December.
- Drafted variable message sign texts for overnight closures at the New Hope-Lambertville Bridge.
- Attended meeting with various Morrisville municipal officials.
- Reviewed final updated toll invoice provided by Chip Stracciolini in engineering.
- Drafted initial billboard concept to be used at four toll bridge locations being converted to cashless/AET in January.
- Took photographs of the toll plaza area at the Delaware Water Gap (I-80) Toll Bridge; Jim Gower and Butch Werkheiser and their crew were of tremendous assistance in carrying out this work.
- Reviewed and edited draft billboard design submitted by Alex Styer of Bellevue Communications.
- Reviewed draft I-78 VMS text submitted by project manager Chris Rood and recommended additional verbiage.
- Posted additional information to a Facebook post – Phil Brandau on Bridge Connections – regarding the first bridge constructed at Trenton in 1806.
- Suggested edits/embellishments municipality notification letter regarding topographical research being conducted for the Washington Crossing Bridge Alternative Analysis.
- Contacted Lambertville police director regarding de-mobilization of temporary VMS along Route 29/North Main Street in that city.
- Computed printing run numbers for in-lane handout distributions at remaining cash toll plazas; confirmed estimates with Michele Gara.
- Traveled to I-78 toll facility to take high-rez photos of cash lane toll booths.
- Corresponded and discussed with northern Regional Maintenance Supervisor Jim Gower the window sizes of the cash-lane toll booths serving the Delaware Water Gap Toll Bridge; Mr. Gower provided high-rez photos depicting the different booth windows at that location.
- Compiled detailed toll booth window treatments directions and dimensions memo for ordering by Alex Styer at Bellevue Communications. Photographs supplied by W. Richard

DELAWARE RIVER JOINT TOLL BRIDGE COMMISSION
Meeting of December 23, 2024

Taitt, Jim Gower, Nat Amato, and others enabled this to be an-easy-to-understand product for the eventual service provider. Memo contents were vetted by Michele Gara.

- Attended teams meeting concerning management of public comments and inquiries to be generated by a specific website for the Washington Crossing Alternatives Analysis.
- Initiated work on a homepage window link to a soon-to-be-completed specific website for the Washington Crossing Bridge Alternatives Analysis; discussed specifics with website consultant Myron Mariano of Stokes Creative Group.
- Responded to Trenton Recreation Department inquiry regarding Cadwalader Park bridge/aqueduct for Delaware & Raritan Feeder Canal; not our jurisdiction.
- Alerted AECOM employee to possible breach of his email address.
- Attended Washington Crossing Alternatives Analysis progress meeting.

DELAWARE RIVER JOINT TOLL BRIDGE COMMISSION

Meeting of December 23, 2024

**OPERATIONS INDEX
FOR
COMMUNITY AFFAIRS**

SUBJECT	DESCRIPTION	PAGE NUMBER
Community Affairs	Status Report Month of November 2024	1-2

DELAWARE RIVER JOINT TOLL BRIDGE COMMISSION

Meeting of December 23, 2024

**Community Affairs Report
November 2024**

The following Community Affairs activities took place during November 2024:

New Hope-Lambertville Toll Supported Bridge Rehabilitation Project

Attended bi-weekly progress meetings. Followed up on Use of Facilities request (approved with conditions) from Lambertville Area Chamber of Commerce's "Turkey Trot."

Provided information to local officials regarding overnight work the week of November 18. Received phone calls from residents and property manager close to the bridge concerned about the overnight noise.

Continued to provide information to shuttle company regarding the project status. Weekend service was discontinued when the permanent walkway opened just before Thanksgiving. The service provider is prepared to resume daily service during the January closure. New Hope Maintenance removed shuttle signage.

Notified public officials and business organizations of permanent walkway opening and anticipated dates of January closure.

Received and responded to a variety of questions and comments from the public and local officials regarding the project's status, estimated completion date, and a prospective "opening/rededication" event.

Uhlerstown-Frenchtown Toll-Supported Bridge Rehabilitation

Received and responded to questions from the public and local officials regarding the project's status, particularly if the additional work at New Hope-Lambertville rehabilitation might affect the Uhlerstown-Frenchtown project's timeline and if the town's historic district designation might somehow affect the project.

Washington Crossing Toll-Supported Bridge Alternatives Analysis

Participated in both general project meetings and Public Involvement discussions, review of draft web site and procedure for accepting and responding to public comments. Produced preliminary post cards for contractor and bridge monitors should they be approached by public with questions.

Bridge/Sign lighting

Coordinated light-show requests for both the "Trenton Makes" sign and Northampton Street Bridge with technical assistance from Justin Bowers. Shows in November included holidays, Pancreatic Cancer and several other disease awareness campaigns, Omega Psi Phi Founders' Day, Easton-Phillipsburg football game on Thanksgiving eve and Easton Area High School's red and white through the following weekend.

DELAWARE RIVER JOINT TOLL BRIDGE COMMISSION
Meeting of December 23, 2024

Various Community Affairs activities

Handled a wide assortment of community affairs tasks during the month, including:

- Attended meeting with Morrisville Borough officials
- Attended annual meeting of the Lehigh Valley Chamber of Commerce.
- Attended New Jersey State League of Municipalities Conference. Education sessions included Open Public Records Act applicability to social media content, operating in the public eye and celebrating America's 250th Anniversary. Connected with numerous local and county officials.
- Replied to communications from the public concerning community events, use of facilities requests, and questions about toll rates and Pay-By-Plate
- Contacted organization planning a house tour in Belvidere and using a trolley to transport participants to a home across the Riverton-Belvidere Bridge. Advised them that if the trolley does not meet allowable vehicle specifications, they will be refused by the Bridge Monitor.
- Assisted the Communications Department by proofreading various news releases and communications, and editing various images.

DELAWARE RIVER JOINT TOLL BRIDGE COMMISSION

Meeting of December 23, 2024

ENGINEERING

The following Pages reflect the reports on those items assigned to the Engineering Department. Each item is reported separately and page numbered accordingly.

DELAWARE RIVER JOINT TOLL BRIDGE COMMISSION
Meeting of December 23, 2024
PROJECT STATUS REPORT

FACILITY	PM/PAM	CONTRACT DESCRIPTION	PAGE NO.
Trenton-Morrisville Toll Bridge/Langhorne	RJZ/KMS	Southern Operations & Maintenance Facilities Improvements <ul style="list-style-type: none"> Design, C-519A CM/CI Services, CM-519A Construction, T-519A 	1
	EVO/SJB	TM TB Roadway Pavement and Deck Sealing Improvements <ul style="list-style-type: none"> Design, TOA No. C-788A-1 CM/CI Services, TOA No. C-772A-2 Construction, T-746A 	2
Lower Trenton Toll-Supported Bridge	SJB/KMS	Lower Trenton TSB Truck Warning System (Pilot) & NJ Bridge Monitor Shelter <ul style="list-style-type: none"> Final Design, TOA No. C-771A-7 	4
Calhoun Street Toll-Supported Bridge	HDH/MEM	Decorative Knee Brace Replacement <ul style="list-style-type: none"> Design, TOA No. C-788A-2 	5
Scudder Falls Toll Bridge	SJB/KMS	Scudder Falls Bridge Replacement Project <ul style="list-style-type: none"> Final Design, C-660A 	5
	SJB/KMS	DMC Services for T-668A Construction of the SFB Project <ul style="list-style-type: none"> Oversight of Final Design, TOA No. C-502A-1M 	5
Washington Crossing Toll-Supported Bridge	WMC/KMS	Washington Crossing Bridge Replacement <ul style="list-style-type: none"> Preliminary Engineering /Environmental Documentation, C-697A 	6
	VMF/SJB	PA OverSize Vehicle Protection Structure Evaluation & Design <ul style="list-style-type: none"> Design, TOA No. C-769A-5 	7
New Hope-Lambertville Toll-Supported Bridge	MEM/SJB	NH-L TSB Rehabilitation <ul style="list-style-type: none"> Design, C-694A CM/CI Services, CM-694A Construction, TS-694A 	7
New Hope-Lambertville Toll Bridge	MEM/KMS	NH-L TB Stone Veneer Replacement <ul style="list-style-type: none"> Design, TOA No.C-704A-2 	9
	VMF/MEM	<ul style="list-style-type: none"> CI Services, TOA No. C-772A-3 Construction, JOC No. T/TS-735A-13 	10
	CAS/KMS	NH-L TB All Electronic Tolling (AET) Conversion Design <ul style="list-style-type: none"> Contract No. C-754A 	11
Centre Bridge-Stockton Toll-Supported Bridge	HDH/MEM	CB-S TSB Bearing and Bridge Seat Rehabilitation <ul style="list-style-type: none"> Design, TOA No. C-769A-2 	11
Lumberville-Raven Rock Toll-Supported Bridge	JRB/SJB	L-RR TSPB Concept Design for Architectural Lighting & Electronic Surveillance/Detection System Installation <ul style="list-style-type: none"> Concept Design, TOA No. C-771A-4 	12
Uhlerstown-Frenchtown Toll-Supported Bridge	MEM/KMS	Uhlerstown-Frenchtown TSB Rehabilitation <ul style="list-style-type: none"> Design, C-642A 	13

Facilities are listed South to North

The first set of initials indicate the Project Manager and the second set of initial indicate the Program Manager

Project Manager Legend

WMC – M. Cane
HDH – D. Hettema
JRB – J. Bowers
CLR – C. Rood
VMF-Vincent Fischer
EVO – E. Van-Otoo

Program Manager Legend

KMS – K. Skeels
SJB – S. Burke
MEM – M. McCandless
CAS – C. Stracciolini
RJZ – R. Zakharia

DELAWARE RIVER JOINT TOLL BRIDGE COMMISSION
Meeting of December 23, 2024
PROJECT STATUS REPORT

FACILITY	PM/PAM	CONTRACT DESCRIPTION	PAGE NO.
Interstate-78 Toll Bridge	WMC/SJB	I-78 TB Joint Rehabilitation & Miscellaneous Work <ul style="list-style-type: none"> • Design and Construction Inspection, TOA No. C-769A-4 	13
	CLR/SJB	I-78 NJ Roadway Rehab and Power & Communication Infrastructure Upgrades <ul style="list-style-type: none"> • Design, C-766A • Construction Management/Construction Inspection, CM-766A • Construction, T-766A 	13
Riverton-Belvidere Toll-Supported Bridge	EVO/HDH/MEM	Northwest & Southwest Wingwalls Rehabilitation <ul style="list-style-type: none"> • Design, TOA No. C-751A-1 • CI Services, TOA No. C-772A-1 • Construction, JOC No. T/TS-784A-001 	15
Multiple Facilities and/or Commission-Wide	SJB/KMS	Capital Program Management Consultant (CPMC) & Design Management Consultant (DMC) Services for the I-95/Scudder Falls Bridge Improvement Project <ul style="list-style-type: none"> • CPMC Services 2024 through 2028, C-502A-1N 	17
	HDH/SJB	Underwater Substructure Improvements Design – All Regions <ul style="list-style-type: none"> • Design, C-782A • Constructability Review, TOA C-788A-6 	17
	EVO/MEM	Exigent Substructure Masonry Rehabilitation <ul style="list-style-type: none"> • TS-694B- Lumberville Raven Rock TSB • TS-694C- Calhoun Street TSB • TS-694D- Washington Crossing TSB • TS-694E- Riverton- Belvidere TSB 	19
	WMC/KMS	Bridge Monitor Shelter Enhancements Program Development <ul style="list-style-type: none"> • TOA No. C-771A-1 	19
	WMC/KMS	Electronic Surveillance/Detection System <ul style="list-style-type: none"> • Network Video Management System (NVMS) Integrator Services, Contract No. DB-768A 	20
	CAS/KMS	Electronic Toll Collection <ul style="list-style-type: none"> • Customer Service Center/Violation Processing Center Project, DB-584A 	20
	CAS/KMS	Electronic Toll Collection System Replacement <ul style="list-style-type: none"> • Design, Build, and Maintain, DB-540A 	21
	CAS/KMS	All Electronic Tolling Implementation Plan <ul style="list-style-type: none"> • TOA No. C-728A-6 	21
	WMC/KMS	Job Ordering Contracting Services <ul style="list-style-type: none"> • Program Manager, C-727A • T/TS-784A, JOC For Bridge, Highway and Civil Work-North Region • T/TS-785A, JOC For Bridge, Highway and Civil Work-South Region • T/TS-786A, JOC Services for Building and Facility Work-North Region 	21

Facilities are listed South to North

The first set of initials indicate the Project Manager and the second set of initial indicate the Program Manager

Project Manager Legend

WMC – M. Cane
HDH – D. Hettema
JRB – J. Bowers
CLR – C. Rood
VMF-Vincent Fischer
EVO – E. Van-Otoo

Program Manager Legend

KMS – K. Skeels
SJB – S. Burke
MEM – M. McCandless
CAS – C. Stracciolini
RJZ – R. Zakharia

DELAWARE RIVER JOINT TOLL BRIDGE COMMISSION
Meeting of December 23, 2024
PROJECT STATUS REPORT

FACILITY	PM/PAM	CONTRACT DESCRIPTION	PAGE NO.
		<ul style="list-style-type: none"> • T/TS-787A, JOC Services for Building and Facility Work - South Region 	
	HDH/MEM	General Engineering Consultant <ul style="list-style-type: none"> • 2023-2024 Annual Inspections, C-757A 	23
	JRB/SJB	Toll Plaza Restriping – All Regions <ul style="list-style-type: none"> • TOA No. C-760A-6 	23
	CAS/KMS	Traffic Engineering Consultant- 2021-2022/ 2023- 2024 Annual Reports <ul style="list-style-type: none"> • TOA No. C-761A 	24
	JRB/CAS	Traffic Count Program Upgrade <ul style="list-style-type: none"> • DR-550A 	24
	CAS/KMS	Electronic Toll Collection/Tolling-Task Order Consultant <ul style="list-style-type: none"> • E6 MPR Testing, TOA No.C-770A-2 	25
	CAS/KMS	Soft AET Program Management and Roadway Sign Replacement <ul style="list-style-type: none"> • Phase 2 Design, TOA No. C-770A-3 • Construction, Job Order Contract No. T/TS-785A-1 NH-L TB 	25

Facilities are listed South to North

The first set of initials indicate the Project Manager and the second set of initial indicate the Program Manager

Project Manager Legend

WMC – M. Cane
 HDH – D. Hettema
 JRB – J. Bowers
 CLR – C. Rood
 VMF-Vincent Fischer
 EVO – E. Van-Otoo

Program Manager Legend

KMS – K. Skeels
 SJB – S. Burke
 MEM – M. McCandless
 CAS – C. Stracciolini
 RJZ – R. Zakharia

DELAWARE RIVER JOINT TOLL BRIDGE COMMISSION

**December 23, 2024
PROJECT STATUS REPORT**

TRENTON- MORRISVILLE TOLL BRIDGE/LANGHORNE

**SOUTHERN OPERATIONS & MAINTENANCE FACILITIES
IMPROVEMENTS**

Preliminary, Final & Post Design Services
Contract No. C-519A
(RJZ/KMS)

This contract is for Preliminary, Final and Post-Design Services for space utilization improvements at New Hope Lambertville Toll Bridge Executive Headquarters and the demolition and reconstruction of the Trenton Morrisville Toll Bridge Administration Building as identified under a Task Order Assignment for Space Utilization Program and Concept Study.

In accordance with the Commission's February 26, 2018, Regular Monthly Commission Meeting, this Contract was awarded to Gannett Fleming, Architects Inc. (GF). Accordingly, a Notice of Award and Limited Notice to Proceed was issued to GF effective February 27, 2018.

Currently GF is providing Post-Design services for Contract T-519A by attending all project meetings, responding to requests for information, reviewing submittals, assisting in resolving conflicts in the field and clarifying the contract documents.

Construction Management/Construction Inspection Services
Contract No. CM-519A
(RJZ/KMS)

This contract is for Construction Management (CM) and Construction Inspection (CI) Services in connection with the demolition and new construction of the Southern Operations and Maintenance Facilities Improvements Project. Joseph Jingoli & Son, Inc. (JJS) was issued Notice of Award and Limited Notice to Proceed effective January 26, 2021.

JJS is currently conducting bi-weekly progress meetings along with processing Architectural Supplementary Instructions, Contractor's Submittals and Request for Information as part of providing construction management services.

Construction
Contract No. T-519A
(RJZ/KMS)

Contract T-519A is a multi-phase, 4-year primary construction contract for the demolition and new construction of the Southern Operations and Maintenance Facilities Improvements Project. It was awarded to Bracy Construction, Inc. at the Commission Regular Monthly Meeting of June 28, 2021. Notice of Award and Limited Notice to Proceed was issued to the Contractor on June 29, 2021; Notice to Proceed was made effective July 27, 2021, and a Pre-Construction Meeting was conducted on July 29, 2021.

DELAWARE RIVER JOINT TOLL BRIDGE COMMISSION

December 23, 2024 PROJECT STATUS REPORT

At the **Trenton Morrisville** site, the Demarcation building construction is complete. Temporary electrical equipment has been sourced and installed as an attempt to overcome global supply chain delays associated with delivery of final electrical system components. The relocation of mission-critical infrastructure and utilities from the old Administration Building to the new Demarcation building is complete. New diverse telecommunication, electrical and gas services were completed and activated. Tolling system Bridge Host, Lanes Controllers and Daktronic Toll Plaza signs' cut overs were completed on April 21, 2023.

Temporary office trailers currently house our Toll Operations and are set-up with utilities, security devices and furniture for Commission use. Commission staff moved out of the old Administration Building on May 19, 2023, and its demolition was completed on October 27, 2023, exposing the toll plaza retaining wall. Demolition of the old generator and storage garage and removal of the temporary emergency power equipment activities are complete. Also, the demolition of the existing tunnel access stair tower is complete allowing for the construction start of the new Officer-In-Charge section of the new building. In the new administration building the contractor completed exterior wall waterproofing and brick façade installation is in progress. Interior partition walls, rough-in for Mechanical, Electrical and Plumbing activities are also in progress throughout the building along with the installation of interior stair towers.

At the new maintenance garage location, the contractor completed footers, steel erection and metal roof deck, under-slab utilities' rough-in and storm water installation. Bottom concrete slab on grade was poured and the contractor is currently working on the perimeter wall installation, radiant floor piping and rough-in Mechanical Electrical and Plumbing throughout the building.

At the **Langhorne site**, Final Inspection for the new maintenance building was made November 6, 2023, Punch List was issued November 15, Salt Operation and Building Occupancy commenced on November 20, 2023. Permanent emergency generator was received on April 18, 2023, contractor completed its installation on 8/14/24 and removed the temporary generators. Punch List work and commissioning efforts continued along with Close-Out of final construction details throughout the reporting period.

TRENTON MORRISVILLE TB ROADWAY PAVEMENT AND DECK SEALING IMPROVEMENTS

Design
Task Order Assignment C-788A-1
(EVO/SJB)

This Task Order Assignment is for the design of the roadway pavement and bridge deck sealing improvements for the Trenton – Morrisville Toll Bridge facility. Notice to Proceed was issued to Traffic Planning and Design, Inc. (TPD) on January 8, 2024 and a Kick-Off Meeting was held with TPD on January 16, 2024. Final plans and specifications were submitted for bidding on May 3, 2024. The Construction Contract No. T-746A bids were received on June 6, 2024. TPD reviewed the bids for completeness.

DELAWARE RIVER JOINT TOLL BRIDGE COMMISSION

December 23, 2024

PROJECT STATUS REPORT

The Construction Contractor was issued Notice to Proceed effective July 11, 2024. TPD is providing post-design phase services including Submittals and Request for Information (RFI) reviews and participating in various construction related meetings throughout the reporting period.

Construction Management/Construction Inspection
Task Order Assignment C-772A-2
(EVO/SJB)

Notice to Proceed was issued to KS Engineers, P.C. (KSE) for this Task Order Assignment effective June 4, 2024. KSE is providing CM/CI services for the Trenton – Morrisville Toll Bridge Roadway Paving and Deck Sealing Improvements project. KSE staff includes a full-time Resident Engineer, a full-time Construction Inspector, a part-time Scheduler, and a part-time Safety Inspector for the duration of the construction. Notice-to-Proceed for construction was issued on July 11, 2024, with substantial completion scheduled for October 31, 2024.

During this reporting period KSE conducted a Progress Meeting on November 7, 2024. Moving forward progress meetings will be scheduled on an as needed basis for the remainder of the project duration. The contractor's third pay estimate was processed.

KSE continued tracking RFIs, submittals, shop drawings, project correspondence along with on-site inspection of the contractor's ongoing construction activities.

Construction
Contract No. T-746A
(EVO/SJB)

At the June 24, 2024 Commission Meeting the Commissioners awarded construction Contract No. T-746A, Trenton – Morrisville Toll Bridge Roadway Paving and Deck Sealing Improvements, to Road-Con, Incorporated of West Chester, Pennsylvania for an amount not to exceed \$5,980,564.55. Road-Con was provided with Notice of Award and Limited Notice to Proceed effective June 25, 2024. Road-Con's full Notice to Proceed was issued effective July 11, 2024.

During this reporting period, Road-Con participated in progress meetings. Road-Con continued submitting in RFIs, correspondence, submittals, and shop drawings. Road-Con addressed the items on the generated punch list such as hot sealing inlets and cores on Ramp B, cleaning and sealing the inlet at Ramp I, reapplying pavement marking strips at SB shoulder and on Ramp I, deck cleaning and sealing on Ramp Y (completed on November 25, 2024), asphalt patching remediation at various locations.

Road-Con is also in the process of submitting a time extension request to February 4, 2025, due to delays associated with the acquisition of the material for the Solar Powered Dynamic Curve Warning Device Truck Rollover Right Curve sign. The asphalt patching remediation at various locations by Road-Con is still pending due to temperature requirements. Road-Con is required to remove and repave all the pavement areas treated with rejuvenator (an unapproved product) and

DELAWARE RIVER JOINT TOLL BRIDGE COMMISSION

December 23, 2024

PROJECT STATUS REPORT

areas showing segregation/raveling mainly at the following areas: PA Ramps E & H, NJ Ramps B, I, Y and PA Route 1 SB adjacent to Ramps E & A in the right lane and right shoulder (gore area).

LOWER TRENTON TOLL – SUPPORTED BRIDGE

LOWER TRENTON TSB TRUCK WARNING SYSTEM (PILOT) and NJ Bridge

Monitor Shelter

Final Design

Task Order Assignment No. C-771A-7

(SJB/KMS)

Under Task Order Assignment No. C-771A-2 French & Parrello Associates provided conceptual design services for the development of a new over height vehicle detection system for the New Jersey approach to the Lower Trenton TSB. The work of that assignment was completed with acceptance of the final Concept Report dated March 6, 2024.

This project includes the design and eventual construction of a Bridge Monitor Shelter on the New Jersey approach to the Lower Trenton Toll-Supported Bridge. Conceptual layouts of the proposed Shelter have been created in conjunction with the over height detection system layout. The concepts include the need to establish construction and property easements with the City of Trenton. The Commission is reaching out to set up a meeting with the city.

On May 14, 2024, the Commission provided French & Parrello Associated with Notice-to-Proceed for final design services for the development of a new over height vehicle detection system for the New Jersey approach to the Lower Trenton TSB. A project kickoff meeting was held on May 21, 2024. In June, FPA performed field inspections, utility verifications and submitted a Traffic Signal Removal Study Report. On August 9, 2024, FPA submitted their pre-final design submission. Comments were provided by DRJTBC on August 26, 2024. On September 4, 2024, Commission personnel met with City of Trenton personnel to discuss temporary construction and permanent property easements needed for this project. On September 20, 2024, FPA submitted their final design submission. On October 18, 2024, Commission Engineering and PSBS staff met with FPA to discuss the need to assure the specified LiDAR system can be directly integrated into our Genetec video management server. FPA is now having direct discussions with Genetec and the specified LiDAR vendor to confirm or modify the final design. On November 18, 2024, FPA submitted final plans. On November 22, 2024 this project was assigned to a JOC Contractor, Mount Construction, for pricing and construction in 2025 under contract No. T/TS-785A-004. DRJTBC attorneys are getting an appraisal for the two City of Trenton properties that are needed for temporary construction and permanent easements for the project.

DELAWARE RIVER JOINT TOLL BRIDGE COMMISSION

**December 23, 2024
PROJECT STATUS REPORT**

CALHOUN STREET TOLL – SUPPORTED BRIDGE

DECORATIVE KNEE BRACE REPLACEMENT

Design
Task Order Assignment Contract No.C-788A-2
(HDH/MEM)

On December 14, 2023, a Tractor Trailer crossed the CSTSB from Pennsylvania to New Jersey, and damaged five (5) end portal decorative brackets along the downstream truss.

Traffic Planning and Design, Inc (TPD) was provided with Notice to Proceed on February 27th, 2024 to design the removal and replacement of five (5) damaged ornamental cast iron portal frame brackets over the eastbound travel lane. These brackets are non-structural in nature, and the new portal frames will be replicas of the original ornamental cast iron brackets. It is anticipated that the new brackets will be cast from a mold made from an existing bracket, and part of TPD’s task is finding foundries that can mold and produce the castings required. TPD submitted the final design and responded to interim submission comments from the Commission.

A Scope meeting with the Contractor (AP construction) was held on-site on November 19th. A cost proposal is pending from the Contractor (T/TS-787A-005).

SCUDDER FALLS TOLL BRIDGE

SCUDDER FALLS BRIDGE REPLACEMENT PROJECT

Final Design
Contract No. C-660A
(SJB/KMS)

During the reporting period Michael Baker Jr., Incorporated (Baker) of Hamilton New Jersey continued to provide design input on the under-bridge inspection rail issue.

DESIGN MANAGEMENT CONSULTANT SERVICES

T-668A CONSTRUCTION
Oversight of Final Design
Task Order Assignment No. C-502A-1M
(SJB/KMS)

AECOM has provided DMC services throughout the construction of the Scudder Falls Bridge Replacement Project, Contract T-668A under Task Order Assignment C-502A-2I. The remaining unexpended funds in Task Order Assignment C-502A-2I have been transferred over to Task Order Assignment C-502A-1M and Task Order Assignment C-502A-2I has been closed out. Remaining DMC services on the Scudder Falls Project will be completed under the C-502A-1M Task order Assignment.

DELAWARE RIVER JOINT TOLL BRIDGE COMMISSION

December 23, 2024 PROJECT STATUS REPORT

The remaining DMC Services include support to the Commission in the following and assistance with various project close-out activities:

Environmental Permitting – A final inspection will be performed by the Bucks County Soil Conservation District (BCSCD) in the Spring of 2025 in order to obtain final acceptance of all BCSCD Permitting work. Once BCSCD final acceptance is received, Permit Completion Forms will then be sent to the BCSCD, PADEP and the USACE. This will close-out all outstanding permitting work associated with the project other than the continued five-year monitoring period for the PA Wetlands Mitigation Site.

Environmental Monitoring Services – Continuous services were provided throughout construction to meet project permit requirements. Year 2 monitoring activities for the PA Wetlands Mitigation Site, by ACT Engineers will continue through 2028. This includes monthly monitoring well readings of the groundwater levels within the wetlands site.

Right of Way Transfers – Working with Commission staff and attorneys to transfer certain property and easements to NJDOT, PennDOT and Lower Makefield Township. These properties and easements were acquired by DRJTBC to construct the project, but are located within jurisdiction of these other agencies.

Contracts C-660A and T-668A Progress Support - Support of open issues resolution to achieve project acceptance by the Bucks County Soil Conservation District in Pennsylvania.

DMC Services for these remaining efforts occur on a sporadic as-needed basis

WASHINGTON CROSSING TOLL- SUPPORTED BRIDGE

WASHINGTON CROSSING BRIDGE REPLACEMENT

PRELIMINARY ENGINEERING AND ENVIRONMENTAL DOCUMENTATION FOR THE WASHINGTON CROSSING BRIDGE REPLACEMENT

Contract No. C-697A
(WMC/KMS)

At the June 24, 2024 Commissioners Meeting, the Commission awarded Contract No. C-697A, to HDR Engineering, Inc. of Philadelphia, PA for an amount not-to-exceed \$8,061,761.62. HDR Engineering and their team of sub-consultants are providing preliminary engineering and environmental documentation type services in support of the analysis of improvement alternatives for the Delaware River crossing between Upper Makefield Township, PA and Hopewell Township, NJ.

Throughout the reporting period, work involved numerous meetings in support of developing the project specific website, comment management and topographic surveys. Notice of Intent to Enter letters were sent to the owners of properties within the vicinity of the Pennsylvania and New Jersey approaches to the bridge. The consultant completed the first phase

DELAWARE RIVER JOINT TOLL BRIDGE COMMISSION

December 23, 2024

PROJECT STATUS REPORT

of traffic data collection activities involving detailed counts at the Washington Crossing Toll-Supported Bridge, Scudder Falls Toll Bridge, New Hope-Lambertville Toll-Supported Bridge and New Hope-Lambertville Toll Bridge as well as adjacent intersection counts. Other activities included advancing the project purpose and need statement as well as desktop research in support of the establishing project regulatory obligations, topographic survey and wetland delineation.

WASHINGTON CROSSING TOLL-SUPPORTED BRIDGE PENNSYLVANIA OVERSIZE VEHICLE PROTECTION STRUCTURE EVALUATION & DESIGN

Design

Task Order Assignment No. C-769A-5
(VMF/SJB)

Traffic Planning and Design, Inc. (TPD) is providing Professional Engineering Services for the evaluation and design of the recently damaged Oversize Vehicle Protection Structure (Structure) on the Pennsylvania approach to the Washington Crossing Toll-Supported Bridge.

TPD has performed field views with Engineering staff to assess the situation and has prepared construction documents for the complete replacement of the structure. These construction documents were issued to the Commission's Job Order Contractor, Mount Construction through the Gordian System, on October 21, 2024 to provide a price proposal. A Joint Scope Meeting was held with TPD and Mount Construction at the site on October 25, 2024.

NEW HOPE-LAMBERTVILLE TOLL-SUPPORTED BRIDGE

NH-L TSB REHABILITATION

Design

Contract No. C-694A
(MEM/SJB)

At the February 27, 2023 Commissioners Meeting, the Commission awarded Contract No. C-694A, New Hope - Lambertville Toll-Supported Bridge Rehabilitation Design to Greenman-Pedersen, Inc. (GPI) of Lebanon, NJ for an amount not-to-exceed \$1,895,132.27. GPI was provided with Notice of Award and Limited Notice to Proceed on February 28, 2023. GPI was then issued a Full Notice to Proceed on March 22, 2023 with the execution of the Agreement with the Commission.

The construction Contract was awarded at the Commission's November 2023 meeting. GPI continued to provide post-Award services including submittal and request-for-information reviews and responses during the reporting period. GPI is also providing design services and support of the span 2 pin replacement work.

DELAWARE RIVER JOINT TOLL BRIDGE COMMISSION

December 23, 2024 PROJECT STATUS REPORT

Construction Management/Inspection Services
Contract No. CM-694A
(MEM/SJB)

At the November 20, 2023 Commission Meeting, authorization was granted to award the Construction Management/Construction Inspection Services contract (CM-694A) to Urban Engineers, Inc. (Urban) of Philadelphia for the not-to-exceed amount of \$1,209,96.08. Urban Engineers, Inc. of Philadelphia was issued Notice of Award and a Limited Notice to proceed effective November 21, 2023. A project kick-off meeting has held on November 30, 2023. The full Notice to Proceed was issued December 21, 2023 with the execution of the Agreement with the Commission.

The Contractor's on-site mobilization activities commenced on Tuesday January 23, 2024. The Contractor has completed the Stage 1 & 2 work. The stage 3 work is nearly complete; however, the repair and replacement of a deteriorated truss connection pin has delayed the completion of stage 3. Urban continues to provide CM/CI services for the project, including CM/CI services for the emergent pin replacement work.

Construction
Contract No. TS-694A
(MEM/SJB)

The Construction Contract was Awarded to Anselmi & DeCicco, Inc. (A&D) of Maplewood, NJ for a not-to-exceed amount of \$25,072,471.06 at the Commission's November 2023 Meeting. LNTP provided November 20 ,2023 and Full Notice to Proceed on December 20, 2023.

The Phase 1 construction, including the painting of the upstream truss, was completed in June 2024. The Phase 2 Construction for the installation of the temporary pedestrian walkway placed on the bridge deck was completed in July 2024. The Contractor is currently completing the Phase 3 work; however, the repair and replacement of a deteriorated truss connection pin has delayed the completion of stage 3. Painting operations have been completed with the exception of final touch-up work. The walkway panels have been installed and all of the pedestrian handrail sections have been installed. Vehicular traffic on the bridge is still in the Pennsylvania-bound direction only. Base contract work including architectural Lighting components, wire installation and connections, and overhead work platform removal continued throughout the reporting period.

As presented at the September Commissioners Meeting, significant deterioration to a pin connection in span 2, panel point 4, was discovered after the blast cleaning operations in mid-August 2024. Ultrasonic testing of the pin found anomalies in the cross section of the pin, which could be classified as cracking. This led to the decision to replace the pin under emergent conditions using the process described below. It should be noted that all other pins on the bridge immediately underwent ultrasonic testing, with negative results on all pins.

DELAWARE RIVER JOINT TOLL BRIDGE COMMISSION

December 23, 2024 PROJECT STATUS REPORT

Considerable coordination took place between the Commission staff, Engineer of Record, the Construction Management Resident Engineer and Construction Inspector, the General Contractor and their Engineer to identify the solution to this issue. The Contractor's temporary support designer, EIC, has designed and detailed a friction collar support. The Contractor's fabricator, Pellet Welding, has completed the fabrication of the collar and clamping elements. The temporary collar components were delivered to the site and the installation of the temporary friction collar was completed on 11/27/2024. Pedestrian traffic was then moved to the new walkway on the same day at noon time, one and one-half (1-1/2) weeks ahead of projected completion; traffic remains in one (1) lane into Pennsylvania until the full pin replacement can take place. In early to mid-January, after the holiday season, the bridge will be required to be closed for the pin replacement activities. The bridge closure is anticipated to last as long as two (2) weeks. Community coordination from initial notification of the issue to date has taken place with the town of New Hope and the city of Lambertville officials and business community representatives.

NEW HOPE-LAMBERTVILLE TOLL BRIDGE

NEW HOPE-LAMBERTVILLE TOLL BRIDGE STONE VENEER REPLACEMENT

Design

**Task Order Assignment No. C-704A-2
(MEM/KMS)**

At the end of March 2019, a section of the stone veneer façade at the east abutment of the New Hope – Lambertville Toll Bridge (Route 202) came loose and separated from the structural abutment. Greenman-Pederson, Inc. (GPI) was given the task to investigate the cause and determine a solution for the issue. The consultant was given Notice to Proceed on 4/29/2019. The consultant went out in the field on 5/15 and 5/16/19 to access the condition of the stone veneer at both abutments of the NH-L Toll Bridge. A preliminary report was received June 7th, 2019. The report was finalized 7/15/2019. Preliminary design/repair documents were received 8/9/2019 and reviewed by 8/23/19. Final design documents were received electronically on 9/13/2019. Maintenance forces have improved the fencing around the deteriorated section at the NJ abutment facade.

The initial and revised construction costs prepared by one of the Commission's Job Order Contractors, RCC Builders & Developers (RCC) were both excessive. Therefore, the design documents have been provided to our Job Order Contractor, Mount Construction, to provide a construction cost for this work.

The project was repackaged and issued to our other Job Order Contractor, Mount Construction. After performing a field view with Commission staff, Mount Construction developed a cost estimate for review. The Job Order Contract with Mount Construction was executed on 7/25/2024. GPI continues to provide construction support services for this work.

DELAWARE RIVER JOINT TOLL BRIDGE COMMISSION

December 23, 2024 PROJECT STATUS REPORT

Construction Inspection Services
Task Order Agreement No. C-772A-3
(VMF/MEM)

This Task Order Assignment is for providing Construction Inspection services for the New Hope-Lambertville Toll Bridge Stone Veneer Replacement. KS Engineers, P.C. (KSE) was provided with their Notice to Proceed effective June 4, 2024. KSE has provided a full-time Construction Inspector for the duration of the construction.

Construction
Job Order Contract No. TTS-735A-13
(VMF/MEM)

This Job Order Contract for an amount not-to-exceed \$347,793.77 is to reinstall the missing stone veneer at the north end of the east (NJ) abutment, to install anchors in areas identified as potentially unstable, and perform various other maintenance repairs to prevent future deterioration of the stone veneer at both east (NJ) and west (PA) abutments. This contract also includes the removal and storage of the stone veneer from a portion of the north and south abutment walls adjacent to the Pennsylvania abutment backwall to investigate the cause of this backwall rotation toward the bridge.

The project was issued to Job Order Contractor, Mount Construction with Notice to Proceed issued August 7th, 2024. A preconstruction meeting was held on August 14, 2024, and work began on the Pennsylvania abutment walls on August 26, 2024. The Commission's ESS group removed one camera from the PA abutment north wall and removed the wire feed to this camera and two (2) additional cameras near the westbound approach to the toll plaza. The ESS group also removed the wire feed and conduit on the PA abutment back to the Tee junction box attached to the south parapet wall. These cameras will be rewired, and the removed camera temporarily reinstalled at a later date by the ESS group. The stone veneer was removed from the north and south abutment walls exposing a diagonal crack in the abutment backwall, revealing the cause of the backwall rotation. The stone veneer removed from the abutment walls were stored near the PA abutment on Commission property to be reused on this abutment walls after the abutment backwall issue is corrected. Mount Construction drilled holes and installed anchor bolts in designated stone veneer block at both the Pennsylvania and New Jersey abutments. Mount also sealed the longitudinal joints at both approaches and performed epoxy crack sealing of various cracks on the approach parapets. The granite stone that will replace the missing stone on the NJ abutment has been ordered.

DELAWARE RIVER JOINT TOLL BRIDGE COMMISSION

December 23, 2024
PROJECT STATUS REPORT

NH-L TB ALL ELECTRONIC TOLLING (AET) CONVERSION DESIGN

Contract No. C-754A
(CAS/ KMS)

Rummel, Klepper & Kahl, LLP (RK&K) continues to prepare the final plans, specifications and estimate submission. Commission Staff met with RK&K to discuss repurposing the existing stairwell in the tunnel for the tolling equipment. RK&K surveyed the existing tunnel stairwell and will revise the plans accordingly.

CENTRE BRIDGE- STOCKTON TOLL-SUPPORTED BRIDGE

CB-S TSB BEARING & BRIDGE SEAT REHABILITATION

Design
Task Order Assignment No. C-769A-2
(HDH/MEM)

During the biannual inspection of the toll supported bridges, the Commission's General Engineering Consultant (GEC) identified several areas that require repair at the Centre Bridge-Stockton Toll- Supported Bridge (CBSTSB). The areas of concern are identified as loose, missing and/or bent anchor bolts at the truss and sidewalk bearings with associated spalls in the bridge seats resulting in loss of bearing area. Additional areas of repair are identified at the deck joints and bridge seats of the single span bridge over the Canal at the west approach of CBSTSB.

Traffic Planning and Design, Inc (TPD) was provided with Notice to Proceed on December 13, 2022, for the design of the repairs. An inspection crew from TPD started an in-depth field inspection the week of January 9, 2023, for the purposes of determining the approach to the design and construction of the repairs. A Preliminary Condition Assessment Report (CAR) on the CBSTB conditions was submitted the end of January 2023.

A Draft CAR for the approach structure to the CBS-TSB bridge (York Road over the PA Canal) was submitted February 14th, 2023 and was reviewed by Engineering. In addition to the CAR, TPD has provided a Load Rating Analysis for this structure. The Preliminary Load Rating was received by the Commission on March 30th, 2023 and has been reviewed. The final Load Rating Report was accepted the end of May 2023.

Preliminary assessment reports for the structure over the canal, and for the main river bridge have been received, reviewed, and accepted. Recommendations from this report will be incorporated into a future project for rehabilitation of the bridge.

TPD continue to develop final design documents for the stringer bearing repairs on the main river bridge as well as miscellaneous pier bearing repairs. Preliminary draft plans were received from TPD's sub consultant, Stantec, which were reviewed with comments returned. TPD has finalized the plans and specifications.

DELAWARE RIVER JOINT TOLL BRIDGE COMMISSION

December 23, 2024 PROJECT STATUS REPORT

The final design has been assigned to a JOC Contractor for construction in 2024 under Job Order Contract No. T/TS-787A-3. TPD attended an on-site Joint Scope of Work Meeting was held on June 5, 2024 with the anticipated JOC Contractor to begin the scoping and pricing efforts. Personnel from AP Construction, Gordian and the Engineering Department met on-site at the CBS TSB. AP Construction provided the Commission with a cost proposal, a revised cost proposal is pending.

LUMBERVILLE-RAVEN ROCK TOLL-SUPPORTED BRIDGE

L-RR TOLL-SUPPORTED PEDESTRIAN BRIDGE CONCEPT DESIGN FOR ARCHITECTURAL LIGHTING & ELECTRONIC SURVEILLANCE/DETECTION SYSTEM INSTALLATION

Concept Design
Task Order Assignment No. C-771A-4
(JRB/SJB)

Under this Task Order Assignment (TOA) the Consultant, French & Parrello Associates (FPA) with lighting design subconsultant Domingo Gonzales Associates (DGA), is providing professional consulting services to develop concept designs for both an Architectural Lighting System (ALS) and an Electronic Surveillance/Detection System (ESS) on the bridge. These concept designs include investigating the feasibility and practicality of an ALS and an ESS that require minimal equipment located on-site and connect via the Commission's WAN to another facility that would contain any necessary servers or equipment. Due to the lack of both property and buildings, and the picturesque landscape, the Commission would like the systems to be designed to utilize the smallest amount of space possible for back-end equipment located on-site, and any equipment cabinets or other necessary equipment on site should be in a context sensitive containment unit.

A kickoff meeting was held with Commission Staff, representatives of FPA & DGA, via MS Teams on September 27, 2023. A site visit was held on October 5, 2023. Draft concept reports for the ALS and ESS systems were submitted on November 19th. A progress meeting was held on November 22, 2023.

A revised draft concept report was submitted in mid-January and review comments were provided back to FPA/DGA. A progress meeting was held on February 15, 2024. A revised concept report was submitted on February 29, 2024. A meeting was held on March 20 with the Executive Director and several DEDs as well as Public Safety & Bridge Security (PSBS). FPA working with DGA, submitted a revised Draft Concept Report to incorporate feedback from the ED, PSBS, and Engineering staff, which is currently under review.

DELAWARE RIVER JOINT TOLL BRIDGE COMMISSION

**December 23, 2024
PROJECT STATUS REPORT**

UHLERSTOWN-FRENCHTOWN TOLL-SUPPORTED BRIDGE

UHLERSTOWN-FRENCHTOWN TSB REHABILITATION

Design
Contract No. C-642A
(MEM/KMS)

At the January 29, 2024 Commissioners Meeting, the Commission awarded Contract No. C-642A, Uhlerstown - Frenchtown Toll-Supported Bridge Rehabilitation Design to WSP USA, Inc. (WSP) of Exton, PA for an amount not-to-exceed \$1,771,189.56. WSP was provided with Notice of Award and Limited Notice to Proceed on January 29, 2024. A project Kick-Off meeting was held on February 6, 2024.

WSP submitted Final Design Bid Documents, after which, project TS-642A was advertised for bid on 10/22/2024. Four (4) bids were received by the Commission on 11/26/2024, which are under review by the Engineer-of-Record, the Contract Compliance Department and Commission Counsel. Award of the Construction Contract is targeted for the December Commissioner's Meeting.

I-78 TOLL BRIDGE

I-78 TB JOINT REHABILITATION & MISCELLANEOUS WORK

Design and Construction Inspection
Task Order Assignment No. C-769A-4
(WMC/SJB)

Traffic Planning & Design, Inc. (TPD) submitted a draft needs assessment report including rehabilitation alternatives for I-78 approach pavement deterioration, I-78 bridge over County Route 519 deck deterioration, and the pavement within the open road tolling (ORT) lanes at the I-78 Toll Bridge. The first two (2) of these items have been completed. TPD continued to provide counsel to GPI in support of the plans and specifications for implementation of pavement repairs within the ORT lanes and scheduled to be performed by Crisdel Group as part of Contract T-766A.

**I-78 TB NEW JERSEY ROADWAY REHABILITATION AND POWER &
COMMUNICATION INFRASTRUCTURE UPGRADES**

Design
Contract No. C-766A
(CLR/SJB)

This Contract is for professional consultant design services to include verification of condition assessment, preliminary and final design, and post-design services for the rehabilitation of the I-78 New Jersey Approach Roadway and reassessment of the preliminary design documents associated with the I-78 Power and Communication Infrastructure Design Services as developed

DELAWARE RIVER JOINT TOLL BRIDGE COMMISSION

December 23, 2024

PROJECT STATUS REPORT

by Arora and Associates, P.C. in October 2022 along with the preliminary and final design and post design services for the I-78 Power and Communication Infrastructure Design.

Arora and Associates, P.C. was issued a Notice of Award and Limited Notice to Proceed effective May 23, 2023. A project kick-off meeting was held with Arora on May 31, 2023. The Contract was fully executed on June 20, 2023, with full Notice to Proceed effective June 22, 2023.

The Construction Contractor was issued Notice to Proceed effective March 22, 2024. Arora continues providing post-design phase services including Submittals and Request for Information (RFIs) reviews and participating in various construction related meetings throughout the reporting period.

Construction Management/Construction Inspection Contract No. CM-766A (CLR/SJB)

At the February 26, 2024 Commissioners' Meeting, the Commission awarded Contract No. CM-766A, Construction Management/Construction Inspection Services for the I-78 New Jersey Roadway Rehabilitation and Power & Communication Infrastructure Improvements Project to Greenman-Pedersen, Incorporated (GPI) of Bridgewater, New Jersey for an amount not-to-exceed of \$2,405,208.16. GPI was provided with the Contract Notice of Award and Limited Notice to Proceed effective February 27, 2024. GPI's full Notice to Proceed was issued effective March 22, 2024.

GPI's current staff includes a full time Resident Engineer, two (2) full time Assistant Resident Engineers, one (1) full time Inspector/Office Engineer, one (1) full time Inspector and one (1) part time Project Manager. A part time scheduler and part time safety consultant, both from Envision, Inc. are providing schedule update reviews and independent on-site safety inspections respectively as needed. One (1) full time Inspector from Atane is also providing daily onsite inspection of the ongoing ITS/ESS work.

During this reporting period, GPI conducted the Contract No. T-766A Progress Meetings No.15 and No.16; a Pre-Activity Meeting for the Open Road Tolling (ORT) Lanes' concrete pavement replacement; processed the contractor's eighth pay estimate and continued tracking RFIs, correspondence, submittals, and shop drawings, along with on-site inspection of the contractor's ongoing work. GPI's subconsultant Envision reviewed and commented on the contractor's bi-weekly CPM schedule updates and performed bi-weekly on-site independent safety inspections of the contractor's work.

Construction Contract No. T-766A (CLR/SJB)

At the February 26, 2024 Commissioners' Meeting, the Commission awarded Contract No. T-766A, I-78 New Jersey Roadway Rehabilitation and Power & Communication Infrastructure

DELAWARE RIVER JOINT TOLL BRIDGE COMMISSION

December 23, 2024

PROJECT STATUS REPORT

Improvements to Crisdel Group, Incorporated (Crisdel) of South Plainfield, New Jersey for an amount not-to-exceed \$23,530,677.00. Crisdel was provided with Notice of Award and Limited Notice to proceed effective February 27, 2024. Crisdel's full Notice to Proceed was issued effective March 22, 2024.

During this reporting period, Crisdel participated in the Contract No. T-766A Progress Meetings, a Pre-Activity Meeting and continued submitting in RFIs, correspondence, submittals, and shop drawings. Crisdel and their sub-contractor Tiffany Electric continued field work consisting of continuing splicing the new electric and fiber cables into the new equipment, completing the grading and fence installation at Springtown Road, Carpentersville Road and Edge Road electric service locations, completing the installation of the roadway delineators, and beginning the installation of the turf pavers and driveways for each of the new camera pole locations.

RIVERTON-BELVIDERE TOLL-SUPPORTED BRIDGE

NORTHWEST & SOUTHWEST WINGWALLS REHABILITATION

Design

Task Order Assignment No. C-751A-1
(HDH/MEM)

The masonry wingwalls at the northwest and southwest corners of the Riverton – Belvidere Toll Supported Bridge needed repair, rehabilitation, or replacement. The walls exhibited vertical misalignment, areas of bulging stones, missing mortar and water staining because of water seeping through the wall. The sidewalk along the high side of the northwest wall exhibited signs of settlement and the concrete monument on the high side of the wall settled and rotated.

Traffic Planning and Design, Inc (TPD) was provided with Notice to Proceed on June 16, 2021 for design services to address the wall conditions. On Wednesday, June 23, 2021, a Kick-Off meeting was held. TPD submitted an initial draft Alternatives Analysis Submission report the beginning of September. A meeting was held on October 14, 2021, to review the proposed solutions in the report and discuss any other future alternatives.

A revised analysis report was submitted on November 5, 2021. This report included an interim recommendation to monitor the northwest wingwall for further movement at three-month intervals for a year. A meeting was held with TPD on November 17, 2021 to discuss this recommendation, and TPD was given the go-ahead to start the survey-based monitoring work on November 18, 2021.

An initial Survey of the Northwest wingwall was performed by Navarro & Wright, subconsultant to TPD, on December 1, 2021. Reflective targets and plates were attached to the wall. The next monitoring was performed early February, with negligible changes noted. The monitoring in May 2022 again noted minor changes. The monitoring report from August 3rd registered minor changes from the previous report as well. Comparing the results of August 2022 to the December 2021 baseline, it appears there is active movement of the wall.

DELAWARE RIVER JOINT TOLL BRIDGE COMMISSION

December 23, 2024 PROJECT STATUS REPORT

As a result, TPD was authorized to proceed with the Phase 2 wall rehabilitation design on November 29, 2022. Project design plans were finalized in December 2023 and issued to a JOC Contractor for pricing and construction in 2024. Construction began in July 2024 and the contractor finished the last item, waterproofing the masonry walls, in early November. As-built plans are being prepared by the Construction Inspector and the design engineer and are expected by the end of the year.

Construction Inspection Task Order Assignment C-772A-1 (HDH/MEM)

This Task Order Assignment is for providing Construction Inspection services for the Riverton-Belvidere Toll-Supported Bridge NW & SW Wingwall Rehabilitation. KS Engineers, P.C. (KSE) was provided with their Notice to Proceed effective June 4, 2024. KSE continues to provide a full-time Construction Inspector for the duration of the construction to observe and monitor the progress of the on-site construction activities.

Construction Job Order Contract No. TTS-784A-001 (HDH/MEM)

A Joint Scope of Work Meeting was held on January 11, 2024. Personnel from TPD, Job Order Contractor Mount Construction, JOC Program Manager Gordian and the Engineering Department met on-site at the RBTSB. A follow-up Teams meeting was held on January 19th, 2024. Mount Construction provided a cost proposal via several review iterations, which has been finalized with the JOC Program Manager Gordian Group.

This Job Order Contract was awarded to Mount Construction Company, Inc. on June 20, 2024 for an amount not-to-exceed \$449,748.88 for the rehabilitation of the Northwest (NW) and Southwest (SW) wingwalls at the Riverton-Belvidere, Pennsylvania bridge approach. This contract includes the removal of the existing concrete wall cap, stone masonry where the wall has bulged and resetting the stone and replacing the wall cap including a new moment slab on the NW wingwall. Work at the NW wingwall also includes removing and resetting the railing on top of the NW wingwall, sidewalk replacement, blast cleaning, repointing and applying a waterproofing agent on the wall. The SW wingwall work includes the blast cleaning, repointing and applying a waterproofing agent. The work on the roadway adjacent to the SW wingwall includes construction of a concrete trough, asphalt curb, and minor paving immediately adjacent to the wall to address drainage issues.

No progress meetings were held during this reporting period progress. Mount Construction addressed the items on the generated punch list and met with the adjacent property owner to ensure the site is restored to a satisfactory condition. Per the request of the property owner, Mount will monitor the site in the spring of 2025 to determine whether reseeding is required.

DELAWARE RIVER JOINT TOLL BRIDGE COMMISSION

**December 23, 2024
PROJECT STATUS REPORT**

MULTIPLE FACILITIES AND/OR COMMISSION-WIDE

**CAPITAL PROGRAM MANAGEMENT CONSULTANT (CPMC) &
DESIGN MANAGEMENT CONSULTANT (DMC) SERVICES FOR CAPITAL
IMPROVEMENT PROJECTS**

CPMC SERVICES THROUGH DECEMBER 31, 2028

Task Order Assignment No. C-502A-1N
(SJB/KMS)

Task Order Assignment No. C-502A-1N was authorized on April 8, 2024 for the continuation of Capital Program Management Consultant (CPMC) Services through December 31, 2028. The budget currently authorized for this assignment is anticipated to cover full-staff CPMC Services through December 31, 2025. Services under this Task Order Assignment from January 1, 2026 through December 31, 2028. Under Task Order Assignment 502A-1M, AECOM continues to provide Capital Program Management Consultant (CPMC) Staff Augmentation Services for delivery of the Commission’s Capital Program. AECOM is currently providing four (4) full-time Project Managers to oversee and administer various design and construction projects that are being advanced in the Capital Improvement Program.

CPMC staff will continue to provide support to the Commission in advancing the Capital Program in the following areas: procurement assistance, scheduling and cost control, programming/planning, Project Management, Program Area Management, technical support, design oversight and support, construction oversight and support, and oversight and support of the Job Order Contract (JOC) construction work, all including coordination with multiple Commission departments outside of Engineering.

UNDERWATER SUBSTRUCTURE IMPROVEMENTS DESIGN – ALL REGIONS

Design
Contract No. C-782A
(HDH/SJB)

IH Engineers, P.C. of Princeton, New Jersey was awarded this contract and given full notice to proceed with the delivery of the executed agreement on August 18, 2023. In 2021 the Commission performed the 5-year interval underwater inspections of each of its river crossing bridges, to meet National Bridge Inspection Standards (NBIS) requirements. The findings of these inspections identified the need for bridge substructure repair and/or rehabilitation of existing scour remediation measures at bridge substructures below the water level. IH’s scope is to prepare draft **Condition Assessment Report (CAR)** and a draft **Substructure Foundation Report (SFR)** that will include the substructures all of the Commissions main river bridge crossings. Where the CAR will outline the need for repairs and at which bridges, the SFR will be used as a source of information regarding the foundations and its susceptibility to flooding damage for the Commission in the future. Bi-weekly progress meetings are scheduled with the consultant.

DELAWARE RIVER JOINT TOLL BRIDGE COMMISSION

December 23, 2024

PROJECT STATUS REPORT

IH's subconsultants GPI and JMT have completed the in-depth field inspections for the preparation of the CAR and SFR. Draft CAR and SFR documents have undergone the submittal/review cycle between Commission staff and IH Engineers prior to meeting with NJDEP. A pre-application meeting with NJDEP was conducted on April 2, 2024 to review potential grout bag repair methods included in the CAR. NJDEP does not allow this method of construction in an underwater environment that is not completely "dry". Alternate repair methods are being developed by IH as the CAR continues to be progressed. IH is finalizing their reports and working on the preliminary design to support the effort to acquire the necessary permits.

IH has continued to work on both the **CAR** and **SFR**. A copy of both reports has been forwarded for constructability review under task order C-788A-6. Task Order Consultant TPD and their subconsultant Childs Engineering will review four (4) bridges in the **CAR** and a meeting will be scheduled with IH and Engineering to discuss their findings.

A meeting between Engineering and IH was held November 22nd to discuss Commission comments on the **SFR**.

CONSTRUCTABILITY REVIEW OF UNDERWATER SUBSTRUCTURE IMPROVEMENTS – AL REGIONS (C-782A)

Design

Task Order Assignment No. C-788A-06
(HDH/SJB)

Under the standing C-788A Structural/Civil Task Order Agreement, Traffic Planning and Design, Inc. (TPD) along with their sub-consultant Childs Engineering will perform a constructability review of the design of the underwater pier repairs being prepared under Contract C-782A. TPD was provided with the full Notice-to-Proceed date of October 21, 2024.

On August 19th a pre-proposal/scoping meeting was held with TPD and Childs Engineering to discuss a peer review of IH's C-782A Condition Assessment Report (CAR) with emphasis on constructability. This report contains recommendations for underwater and scour remediation repairs to the main river bridge piers at each river crossing.

The CAR and FAR were delivered to TPD who provided a submittal of the draft constructability review for the C-782A contract Condition Assessment Report on November 27th, 2024. This report is currently under review by Commission staff.

DELAWARE RIVER JOINT TOLL BRIDGE COMMISSION

December 23, 2024
PROJECT STATUS REPORT

EXIGENT SUBSTRUCTURE MASONRY REHABILITATION

Construction Contracts No:

TS-694B – Lumberville-Raven Rock TSB Exigent Substructure Masonry Rehabilitation

TS-694C – Calhoun Street TSB Exigent Substructure Masonry Rehabilitation

TS-694D – Washington Crossing TSB Exigent Substructure Masonry Rehabilitation

TS-694E – Riverton-Belvidere TSB Exigent Substructure Masonry Rehabilitation
(EVO/MEM)

These contracts are for the rehabilitation of existing masonry joints at the abutments, piers, and retaining walls at four (4) locations as directed by the Commission. These exigent substructure masonry rehabilitation projects are an extension of the TS-694A - New Hope – Lambertville Toll-Supported Bridge Rehabilitation Design. This work includes the cleaning and repointing of existing masonry joints, the removal and salvaging existing masonry, constructing mortar beds, placing stones back in their original locations, and repointing courses on piers, abutments at designated locations as directed by the Commission. Torrado and the inspector communicated daily and recorded the linear footage of repointing on each face the substructure units.

The contractor, Torrado Construction began work at the first bridge site, Lumberville-Raven Rock on July 23, 2024, and was substantially complete on October 9, 2024. Torrado completed the spall repair located at the bottom of the Pier 2 nose at Lumberville-Raven Rock on November 11, 2024 once the additional spall repair material ordered was available and completed the repointing at Pier 4 at the Calhoun Street bridge on November 13, 2024. Torrado did not return to the project site after November 13, 2024 due to decreasing temperatures. The project will resume in the spring of 2025 when the temperature is consistently 40 degrees and above, which is more conducive for repointing work.

BRIDGE MONITOR SHELTER ENHANCEMENTS PROGRAM DEVELOPMENT

Task Order Assignment No. C-771A-1
(WMC/KMS)

French & Parrello Associates, P.A. and their sub-consultant, USA Architects, Planners + Interior Designers are developing a system-wide program to enhance the Commission’s inventory of bridge monitor shelters. Work involved preparing the program needs assessment, as discussed during the April 22nd meeting with Commission staff, and continued through the reporting period. A revised site constraints analysis was submitted addressing previously provided comments from the Commission. Additionally, the Commission received revised drawings for the primary and satellite shelter prototypes.

DELAWARE RIVER JOINT TOLL BRIDGE COMMISSION

December 23, 2024
PROJECT STATUS REPORT

ELECTRONIC SURVEILLANCE / DETECTION SYSTEM NETWORK VIDEO MANAGEMENT SYSTEM (NVMS) INTEGRATOR SERVICES Contract No. DB-768A (WMC/KMS)

Dynamic Security, LLC (dba Secuni) continued to provide maintenance services of headend type equipment in support of the Electronic Surveillance / Detection System under the direction of the Commission's Public Safety and Bridge Security Department, who operates the system from the Control Centers located at the New Jersey State Police's Regional Operation and Information Center (ROIC) in West Trenton, New Jersey and the New Hope-Lambertville Toll Bridge facility in New Hope, Pennsylvania.

ELECTRONIC TOLL COLLECTION CUSTOMER SERVICE CENTER/VIOLATION PROCESSING CENTER PROJECT Contract No. DB-584A (CAS/KMS)

Commission Staff are working with the New Jersey E-ZPass Customer Service Center (NJ E-ZPass CSC) provider, Conduent, to implement IAG Interface Control Document (ICD) version 1.60. This will allow CSCs to receive data and process transactions from other transponder protocols such as SeGo and 6C, in addition to the current TDM protocol, as well as other functionalities. After testing is completed with all agencies within the NJ E-ZPass CSC and the Inter Agency Group Hub, go-live will be scheduled.

Conduent continues to develop the **real time digital payment function** at the NJ E-ZPass CSC for toll by plate customers. Conduent revised the terms and conditions that will be displayed on the NJ E-ZPass website, and they are being reviewed by the NJTA. Conduent has released this functionality into the NJ CSC software, and they are proceeding with testing it through a small group of individuals.

For the **NJ E-ZPass CSC Services re-procurement**, the New Jersey Turnpike Authority (NJTA) awarded the agreements at their Board Meeting. The NJTA is addressing a procurement challenge. Subsequently, the Commission passed a resolution at the November 2025 Commission Meeting authorizing the Executive Director to execute all agreements.

The NJTA, as the lead agency, is facilitating all meetings with the other agencies and Conduent to manage the implementation of outstanding system elements for the New Jersey E-ZPass Customer Service Center.

DELAWARE RIVER JOINT TOLL BRIDGE COMMISSION

**December 23, 2024
PROJECT STATUS REPORT**

ELECTRONIC TOLL COLLECTION SYSTEM REPLACEMENT

Design, Build and Maintain
Contract No. DB-540A
(CAS/KMS)

TransCore began preparing the remaining seven (7) toll plazas for the installation of the Encompass E6 multiprotocol reader. This included installing the cabling from the proposed reader location to each antenna. The preliminary work is complete. As the E6 readers are received they are being prepared for installation.

Commission Staff are working with TransCore and the NJ E-ZPass CSC provider, Conduent, to implement IAG Interface Control Document (ICD) version 1.60. This will allow CSCs to receive data and process transactions from other transponder protocols such as SeGo and 6C, in addition to the current TDM protocol, as well as other functionalities. After testing is completed with all agencies within the NJ E-ZPass CSC and the Inter Agency Group Hub, go-live will be scheduled.

TransCore assisted the Commission's pest control company with the treating of the toll plaza canopies.

Commission Staff and TransCore meet monthly to review and discuss system operational and maintenance items. A weekly call also takes place to briefly review system maintenance items for the week.

ALL ELECTRONIC TOLLING IMPLEMENTATION PLAN

Task Order Assignment No. C-728A-6
(CAS/ KMS)

A final invoice was received and processed for this Task Order Assignment. Subsequently, this Task Order Assignment and the overall Agreement were closed out.

JOB ORDER CONTRACTING SERVICES

JOB ORDER CONTRACTING PROGRAM MANAGER

Contract No. C-727A
(WMC/KMS)

The Gordian Group continued to provide program management services in support of the Commission's Job Order Contracting Program involving development of price proposals within the information management software as well as the construction management services in support of each individual job order.

DELAWARE RIVER JOINT TOLL BRIDGE COMMISSION

**December 23, 2024
PROJECT STATUS REPORT**

**JOB ORDER CONTRACTING SERVICES
FOR BRIDGE, HIGHWAY, AND CIVIL WORK – NORTH REGION
Contract No. T/TS-784A
(WMC/KMS)**

Representatives from Mount Construction Company participated in a training session on June 28, 2023 involving the JOC Information Management Software, using the Construction Task Catalog and the understanding the Job Order Development Process.

Notice-to-Proceed was issued effective July 1, 2023.

**JOB ORDER CONTRACTING SERVICES
FOR BRIDGE, HIGHWAY, AND CIVIL WORK – SOUTH REGION
Contract No. T/TS-785A
(WMC/KMS)**

Representatives from Mount Construction Company participated in a training session on June 28, 2023 involving the JOC Information Management Software, using the Construction Task Catalog and the understanding the Job Order Development Process.

Notice-to-Proceed was issued effective July 1, 2023.

**JOB ORDER CONTRACTING SERVICES
FOR BUILDING AND FACILITY WORK – NORTH REGION
Contract No. T/TS-786A
(WMC/KMS)**

Representatives from Mount Construction Company participated in a training session on June 28, 2023 involving the JOC Information Management Software, using the Construction Task Catalog and the understanding the Job Order Development Process.

Notice-to-Proceed was issued effective July 1, 2023.

**JOB ORDER CONTRACTING SERVICES
FOR BUILDING AND FACILITY WORK – SOUTH REGION
Contract No. T/TS-787A
(WMC/KMS)**

Representatives from A.P. Construction participated in a training session on June 28, 2023 involving the JOC Information Management Software, using the Construction Task Catalog and the understanding the Job Order Development Process.

Notice-to-Proceed was issued effective July 1, 2023.

DELAWARE RIVER JOINT TOLL BRIDGE COMMISSION

December 23, 2024
PROJECT STATUS REPORT

GENERAL ENGINEERING CONSULTANT
2023-2024 Annual Inspections
Contract No. C-757A
(HDH/MEM)

As the Commission's General Engineering Consultant (GEC), Pickering, Corts & Summerson (PCS) provided Annual Inspection Services for the Toll Bridges in 2021, Toll-Supported bridges in 2022, and Toll Bridges again in 2023.

Inspections of the Toll-Supported bridges and facilities take place in 2024. A kick-off meeting was held with Maintenance, Engineering and PCS team staff on February 20, 2024. Maintenance forces from NHL performed cable rigging of the Toll-Supported Bridges beginning the last week of February in preparation for inspections that commenced the week of March 18th, 2024.

All Toll-Supported Bridges and Facilities were inspected during the months of March, April, May and June. Sign Reflectivity Assessment for the Toll-Supported bridges was performed by PCS' sub-consultant SJH the second week of October, this work is performed during nighttime hours.

The Preliminary Draft Maintenance and Annual Inspection Reports were received on October 2nd, 2024. Meetings with Engineering, Maintenance and the GEC were held on October 21st (Southern Region) and October 22nd, 2024 (Central and Norther Regions). Copies of Final-Draft reports were received November 6th, 2024. Final Reports are expected to be completed the end of December and distributed to the Commissioners at the January meeting.

TOLL PLAZA RESTRIPING
Design
Task Order Assignment No. C-760A-6
(JRB/SJB)

Under this Task Order Assignment (TOA) the Consultant, Remington & Vernick Engineers (RVE), is providing professional consulting services to review, analyze, provide alternatives, and prepare construction plans for revised toll plaza and approach restriping at the seven (7) traditional toll plazas.

RVE finalized plans for Interstate 78 and Trenton – Morrisville toll plazas on May 20 and provided to Engineering staff to incorporate into the current T-766A I-78 I-NJ Roadway Rehabilitation and Power & Communication Infrastructure Improvements project and for the T-746A Trenton – Morrisville Toll Bridge Roadway Paving and Deck Sealing Improvements project. The re-striping work on these projects is complete. The Commission has received final submission for the remaining five (5) toll plazas, which is under review.

DELAWARE RIVER JOINT TOLL BRIDGE COMMISSION

December 23, 2024
PROJECT STATUS REPORT

TRAFFIC ENGINEERING CONSULTANT
2021–2022/ 2023-2024 Annual Reports
Task Order Assignment No. C-761A
(CAS/ KMS)

Commission Staff provided the 2024 traffic data to Pennoni to begin preparing the 2024 Traffic Engineering report that will summarize the 2024 traffic and revenue and forecast the 2025 traffic and revenue. As requested by the Commission, Pennoni submitted preliminary values that were reviewed by Commission Staff and comments were provided to Pennoni. Pennoni addressed the review comments and now awaits the traffic data for November and December 2024 in order to complete their 2025 projections.

TRAFFIC COUNT PROGRAM UPGRADE
Contract No. DR-550A
(JRB/CAS)

A Purchase Order was issued to Signal Service, Inc. of West Chester, PA for new overhead traffic counters radar units and support materials in April 2023. Signal Service (SS) is a member of the Pennsylvania Department of General Services COSTARS Program.

The purchase order included 19 new overhead radar units (included 2 spare units), and new units have been installed at all vehicular bridges. These new sensors replaced end of life RTMS (radar) traffic monitoring units that began to fail. Due to increased sensitivity of the newer technology in the counters and the unique geometry of some of the Commission’s Toll-Supported Bridge approaches, Commission staff and Signal Service have been working to monitor and reconfigure or recalibrate the sensors at many bridges when needed. There are a few bridges that are problematic, including Uhlerstown – Frenchtown, Upper Black Eddy – Milford, and Riverton – Belvidere where narrow approach roadways coupled with steel guiderail has caused issues with radar counts.

Commission staff and SS are working together to try and remedy the situation, either by recalibration, reconfiguration, or relocation of the counter heads where possible.

At the New Hope-Lambertville Toll-Supported bridge, on September 9, 2024, the traffic counter was relocated to the PA Approach. During review of the data collected from 9/10 – 9/30, it was determined the counts (westbound only due to TS-694A staging traffic pattern) were inaccurate and that SS will be contacted to come out and reconfigure the sensor. SS recalibrated the NH-L TSB sensor on October 23, 2024. Counts continue to be monitored.

SS visited Trenton – Morrisville and New Hope – Lambertville Toll Bridges on November 12, 2024, as part of their quarterly preventive maintenance.

DELAWARE RIVER JOINT TOLL BRIDGE COMMISSION

December 23, 2024

PROJECT STATUS REPORT

Engineering and SS will continue monitoring any issues with the sensors at other Toll-Supported Bridges where geometry and roadway appurtenances cause problems with the sensors and traffic counts.

ELECTRONIC TOLL COLLECTION / TOLLING TASK ORDER CONSULTANT

E6 MPR TESTING

**Task Order Assignment No. C-770A-2
(CAS/ KMS)**

TransCore continued to monitor the Encompass (E6) multiprotocol reader at the Trenton-Morrisville Toll Bridge. This reader enables the Commission toll facilities to read transponders that use TDM (IAG), SeGo or 6C protocols, an IAG directive. TransCore and RK&K collected data to document the performance of the reader in multiprotocol operation. This data continues to be reviewed by TransCore to determine if additional tuning to the reader is needed.

SOFT AET PROGRAM MANAGEMENT AND ROADWAY SIGN REPLACEMENT

Design

**Task Order Assignment No. C-770A-3
(CAS/ KMS)**

Mount Construction, under their Job Order Contract, prepared and submitted price proposals to complete the roadway signage changes prepared by Rummel, Klepper & Kahl, LLP (RK&K), to support AET in Place at the Trenton – Morrisville, I-78, Easton – Phillipsburg, and Delaware Water Gap Toll Bridges. The price proposals were reviewed by RK&K, AECOM and Commission Staff. Comments were provided to Mount Construction and they were addressed.

RK&K team is providing program management services for the transition to soft All Electronic Tolling (AET) under this task order assignment. The RK&K team and Commission Staff met with TransCore to discuss review comments related to their scope and fee that were based off of the SJTA procurement that includes a provision for all the agencies of the New Jersey E-ZPass Customer Service Center to purchase their toll system. TransCore submitted a final scope and fee. At the November 2024 Commission Meeting, authorization was provided for the Executive Director to execute the agreement.

TOLL SIGN REPLACEMENTS AT NEW HOPE-LAMBERTVILLE TOLL BRIDGE

Construction

**Job Order Contract No. T/TS-785A-1
(CAS/KMS)**

This Job Order Contract for an amount not-to-exceed \$89,794.02 is for the installation of advanced tolling signs at the New Hope-Lambertville bridge approach and toll plaza in preparation to transitioning to All Electronic Tolling In-place at this bridge on June 16, 2024. The Toll Sign Replacement contractor is Mount Construction Company, Incorporated of Berlin, New Jersey. Mount was provided with the Contract's Notice to Proceed effective May 24, 2024 and began sign

DELAWARE RIVER JOINT TOLL BRIDGE COMMISSION

December 23, 2024

PROJECT STATUS REPORT

installation and replacement work at this bridge on June 12, 2024. Mount completed the sign replacements within the toll plaza and replaced the advance signage in New Jersey prior to going to all electronic tolling on June 16, 2024. Three (3) large overhead signs on the bridge required additional structural support, which was submitted by Mount and approved by the design engineer RK&K. Two (2) of these remaining three (3) overhead signs were installed on September 27, 2024 and the remaining overhead sign was replaced on October 4, 2024, completing the AET sign placements for this facility.

DELAWARE RIVER JOINT TOLL BRIDGE COMMISSION

Meeting of December 23, 2024

**OPERATIONS INDEX
FOR
PUBLIC SAFETY & BRIDGE SECURITY**

SUBJECT	DESCRIPTION	PAGE NUMBER
Public Safety & Bridge Security	Status Reports Month of November 2024	1-21

DELAWARE RIVER JOINT TOLL BRIDGE COMMISSION
Meeting of December 2024

PUBLIC SAFETY AND BRIDGE SECURITY
Month of November 2024

The below-listed items represent meetings, communications, tasks, and projects involving the Public Safety and Bridge Security Department (PSBS):

Radio System

- PSBS personnel and the New Jersey State Police investigated various DRJTBC radio issues during November 2024. Both agencies and Motorola investigated putting a micro antenna system on the new Trenton-Morrisville facility to reach the NJSP Bordentown radio tower instead of seeking permission to go on the NJ Labor and Industry building in Trenton, NJ. After review of same, the Bordentown Tower does not seem cost effective.
- In November 2024, ESS Maintenance staff installed and programmed new radios for various new vehicles.
- In November 2024, ESS Maintenance staff continued to work with the Regions and IT to update the Maximo radio inventory database.

Access Control System

- In November 2024, ESS Maintenance staff continued upgrading components of the Commission's access control system and adjusting doors to ensure the security of commission facilities.
- In November 2024, the Access Control System (ACS) database was audited, and pictures were updated for employees and contractor cards.
- Various employee ACS rights were updated and changed at the supervisors' request.
- Various door alarms and ACS issues were investigated and addressed.

Public Safety & Bridge Security

- PSBS continued to arrange various Pennsylvania State Police (PSP) enforcement details and safety checks at Commission bridges.

DELAWARE RIVER JOINT TOLL BRIDGE COMMISSION
Meeting of December 2024

PUBLIC SAFETY AND BRIDGE SECURITY
Month of November 2024

- PSBS Control Center (CC) continues to operate 24/7 detects, documents, and assists the regional bridges with various emergencies, traffic, and security-related incidents.
- During November 2024, PSBS worked with Human Resources (HR) on various internal investigations.
- During November 2024, PSBS personnel worked with several police departments and DRJTBC personnel on various inquiries and investigations. As a result, PSBS personnel investigated (33) video requests.
- In November 2024, PSBS Staff attended the I-78 NJ Roadway Rehabilitation and Power & Communication Infrastructure meeting. Currently, the Commission expects camera poles to be installed along the roadway in December.
- In November 2024, PSBS personnel reviewed and purged the ESS video storage database that contains copies of videos requested by DRJTBC personnel and outside agencies.
- In November 2024, PSBS staff attended a meeting for the Lower Trenton Toll Supported Bridge Truck Warning System (Pilot) and a Bridge Monitor Shelter Concept Design.
- In November 2024, PSBS continued working with Engineering to construct the Southern Operations & Maintenance Facilities – Trenton-Morrisville Control Center Project.
- In November 2024, work continued at the New Hope Control Center on the Computer Aided Dispatch System (CAD), and the Carousel integrated phone system. PSBS Staff and Engineering continue to conduct Bi-Weekly meetings with Motorola and Carousel regarding the CAD and phone system. Operations personnel received training on the CAD and Reporting systems. Go live date for the CAD is anticipated for December 2024, however, currently, Motorola is having difficulty with e-mailing the reports.
- In November 2024, PSBS staff attended various meetings concerning switching to electronic tolling (AET).
- In November 2024, PSBS attended meetings with the Coleman Consulting group regarding work schedules and work rules.
- In November 2024, PSBS attended and participated in DRJTBC Monthly WPSC meeting.

DELAWARE RIVER JOINT TOLL BRIDGE COMMISSION
Meeting of December 2024

PUBLIC SAFETY AND BRIDGE SECURITY
Month of November 2024

- In November 2024, PSBS coordinated and worked with DRJTBC Maintenance, DRJTBC Toll, New Jersey, and Pennsylvania State Police along with the Easton, PA and Phillipsburg, NJ Police Departments for the annual Easton-Phillipsburg Thanksgiving Day football game crossing and events on DRJTBC/Easton-Phillipsburg Toll Bridge property.
- In November 2024, PSBS assisted the Greater Lambertville Chamber of Commerce with the Annual Turkey Day Trot at the New Hope-Lambertville Toll Supported Bridge.
- In November 2024, PSBS completed monthly NJSP and PSP billing processing.
- In November 2024, PSBS assisted Easton, Pa. at the Northampton St. TSB with the Annual Pennsylvania Bacon Fest.
- In November 2024, PSBS worked with Training and Employee Safety (TES) with Bi-Weekly training bytes and CPR and Flagger training.
- In November 2024, PSBS assisted in Security details for the DRJTBC monthly Committee and Commission meetings.
- In November 2024, PSBS assisted with supplemental overweight crossing prevention details at the New Hope-Lambertville Toll Supported Bridge during the bridge rehabilitation project.

Electronic Security Surveillance (ESS) Maintenance

- In November 2024, the ESS Maintenance staff responded to and closed 66 Maximo work orders concerning the Commission's ESS and radio systems.
- In November 2024, the ESS Maintenance staff continued supporting the DRJTBC electronic vehicle counting system by verifying counts and adjusting the readers.
- In November 2024, the ESS Maintenance staff worked with the I-78 ESS Extension project contractors in preparation for a new I-78 IP scheme and transitioning the I-78/611 network into the existing I-78 network.
- In November 2024, Two ESS Maintenance Technicians completed part one of getting certified in Generac generator training.
- In November 2024, the ESS Maintenance staff started the fall preventive maintenance (PM) checks by cleaning all the cameras at Center Bridge Stockton, New Hope Lambertville TSB.

DELAWARE RIVER JOINT TOLL BRIDGE COMMISSION
Meeting of December 2024

PUBLIC SAFETY AND BRIDGE SECURITY
Month of November 2024

- In November 2024, the ESS Maintenance staff started the Fall PMs on the generators at the Lower Trenton Toll Supported Bridge (TSB), Calhoun St. TSB, Washington Crossing TSB, New Hope-Lambertville TSB, Centre Bridge-Stockton TSB, and Uhlerstown-Frenchtown TSB.

Toll Department

1. Facilitated an internal meeting with various Commission Departments to discuss AET conversion at TM, I78, EP and DWG
2. Participated in various Coleman Consulting Group meetings regarding new schedules for PSBS/Toll
3. Attended pre-activity meeting for I78 ORT lanes concrete pavement repair
4. Held weekly Teams meetings with Lieutenants and DDOT to keep staff informed of any updates and answer questions
5. Attended monthly TransCore Maintenance meeting
6. Participated in TransCore weekly Teams meetings and assist with any toll system updates
7. Coordinate with E-ZPass Department to schedule newly appointed Customer Service / Toll Auditor employees to attend in-house training
8. Continue to monitor the daily Garda pickups and prepare a weekly report
9. Continue to work with TES to schedule training for Toll personnel and newly promoted employees
10. Continue to monitor traffic flow to adjust schedules
11. Approve and monitor payroll / address any ADP or portal issues
12. Visited toll locations to meet with staff and discuss any issues

November 2024 NJSP/PSP DRJTBC Combined Stats

Bridges	N/R Accidents		Reportable Accidents		Motorist Assists		Other	
	NJ	PA	NJ	PA	NJ	PA	NJ	PA
Milford-Montague Toll Bridge (R0440)		0		0		0		0
Delaware Water Gap Toll Bridge (N0641)		0		0		0		4
Portland-Columbia Pedestrian TSB (M0642)		0		0		0		0
Portland-Columbia Toll Bridge (M0643)		0		0		0		0
Riverton-Belvidere Toll Supported Bridge (M0644)		0		0		0		1
Easton-Phillipsburg Toll Bridge (M0645)		1		0		0		0
Northampton St TSB (M0646)		0		0		0		4
I-78 Toll Bridge (M0646)		1		1		2		6
Riegelsville Toll Supported Bridge (M0248)		0		0		0		1
Upper Black Eddy Milford Toll Supported (M0249)		1		0		0		0
Uhlerstown Frenchtown TSB (M0250)		0		0		0		2
Lumberville Raven Rock TSB Ped. (M0251)		0		0		0		0
Centre Bridge Stockton TSB (M0252)		0		0		0		0
New Hope Lambertville Toll (M0253)		0		0		0		0
New Hope Lambertville TSB (M0254)		0		0		0		1
Washington Crossing TSB (M0355)		0		0		0		0
Scudder Falls Toll (M0356)		0		0		0		2
Calhoun St TSB (M0357)		0		0		0		2
Lower Trenton TSB (M0358)		1		1		0		0
Morrisville Trenton Toll (M0359)		2		2		1		

	Citations	Warnings	Security Checks
New Jersey State Police			
Pennsylvania State Police	87	142	687

November 2024 Overweight Crossings-Central Region

11/30/2024

Bridge	Total Turnarounds	Total Overweights	Total Manned	Total Unmanned	NJSP Response	Summons Issued	Warnings Issued	PSP Response	Citations Issued	Warnings Issued2	Local Police Response	No Response
Riverton-Belvidere	163	4	1	3	3	0	3	1	1	0	0	0
Northampton St.	895	2	2	0	1	1	0	1	0	1	0	0
Riegelsville	315	0	0	0	0	0	0	0	0	0	0	0
Uhlerstown - Frenchtown	221	1	0	1	1	1	0	0	0	0	0	0
November Totals	1594	7	3	4	5	2	3	2	1	1	0	0
Bridge	Total Turnarounds	Total Overweights	Total Manned	Total Unmanned	NJSP Response	Summons Issued	Warnings Issued	PSP Response	Citations Issued	Warnings Issued	Local Police Response	No Response
Riverton-Belvidere	1607	53	10	43	39	11	24	7	4	2	0	8
Northampton St.	8611	52	52	0	21	6	16	25	7	18	0	6
Riegelsville	2815	2	2	0	0	0	0	0	0	0	0	1
Uhlerstown - Frenchtown	2014	15	1	14	13	10	3	1	0	0	0	0
	0	0	0	0	0	0	0	0	0	0	0	0
Year to Date Totals	15047	122	65	57	73	27	43	33	11	20	0	15

November 2024 Overweight Crossings-Southern Region

11/30/2024

Bridge	Total Turnarounds	Total Overweights	Total Manned	Total Unmanned	NJSP Response	Summons Issued	Warnings Issued	PSP Response	Citations Issued	Warnings Issued2	Local Police Response	No Response
Lower Trenton	0	0	0	0	0	0	0	0	0	0	0	0
Calhoun Street	109	3	1	2	0	0	0	2	0	2	0	1
Washington Crossing	131	3	0	2	3	2	1	0	0	0	0	0
New Hope	586	0	0	0	0	0	0	0	0	0	0	0
Lambertville												
Centre Bridge	81	4	0	4	4	2	2	0	0	0	0	0
Stockton												
November Totals	907	10	1	8	7	4	3	2	0	2	0	1
Bridge	Total Turnarounds	Total Overweights	Total Manned	Total Unmanned	NJSP Response	Summons Issued	Warnings Issued	PSP Response	Citations Issued	Warnings Issued	Local Police Response	No Response
Lower Trenton	244	9	1	8	0	0	0	9	1	8	0	0
Calhoun Street	1582	15	11	4	4	2	2	9	2	7	0	2
Washington Crossing	1614	20	4	15	14	10	4	4	3	1	0	2
New Hope	4154	3	3	0	0	0	0	3	1	2	0	0
Lambertville												
Centre Bridge	1087	47	1	46	45	27	18	1	1	0	1	0
Stockton												
Year to Date Totals	8681	94	20	73	63	39	24	26	8	18	1	4

2024 Overweight Turnaround/Overweight Crossing Report YTD

2024 Overweight Turnaround/Overweight Crossing Report YTD													Totals
Belvidere	January	February	March	April	May	June	July	August	September	October	November	December	Year to date totals
Turnarounds	89	94	127	156	145	144	170	181	171	167	163		1607
NJ Side	72	83	104	124	124	123	157	157	155	146	144		1389
PA Side	17	11	23	32	21	21	13	24	16	21	19		218
Overweight Crossings	2	4	6	8	7	9	5	2	3	3	4		53
Northampton Street	January	February	March	April	May	June	July	August	September	October	November	December	Year to date totals
Turnarounds	554	567	752	733	674	894	943	858	842	899	895		8611
NJ Side	524	528	699	682	651	837	882	791	790	843	858		8085
PA Side	30	39	53	51	23	57	61	67	52	56	37		526
Overweight Crossings	3	2	5	2	0	10	11	5	5	7	2		52
Riegelsville	January	February	March	April	May	June	July	August	September	October	November	December	Year to date totals
Turnarounds	150	169	275	221	227	288	357	309	242	262	315		2815
NJ Side	115	130	184	160	166	204	268	228	181	182	233		2051
PA Side	35	39	91	61	61	84	89	81	61	80	82		764
Overweight Crossings	0	0	0	0	0	1	1	0	0	0	0		2
Frenchtown	January	February	March	April	May	June	July	August	September	October	November	December	Year to date totals
Turnarounds	119	119	190	182	134	127	201	275	246	200	221		2014
NJ Side	109	107	149	166	113	91	184	265	230	195	198		1807
PA Side	10	12	41	16	21	36	17	10	16	5	23		207
Overweight Crossings	1	0	1	2	2	1	0	1	4	2	1		15
Centre Bridge Stockton	January	February	March	April	May	June	July	August	September	October	November	December	Year to date totals
Turnarounds	80	99	82	78	87	117	132	99	121	111	81		1087
NJ Side	70	72	65	66	69	93	91	77	88	89	70		850
PA Side	10	27	17	12	18	24	41	22	33	22	11		237
Overweight Crossings	3	4	5	1	6	3	7	4	6	4	4		47
New Hope Lambertville	January	February	March	April	May	June	July	August	September	October	November	December	Year to date totals
Turnarounds	114	143	166	140	199	157	125	597	1126	801	586		4154
NJ Side	31	136	162	139	183	155	124	597	1126	798	586		4037
PA Side	81	7	4	1	16	2	1	0	0	3	0		115

Belvidere	January	February	March	April	May	June	July	August	September	October	November	December	Year to date totals
Overweight Crossings	0	1	0	0	0	0	0	2	0	0	0		3
Washington Crossing	January	February	March	April	May	June	July	August	September	October	November	December	Year to date totals
Turnarounds	124	123	114	153	221	203	129	137	166	113	131		1614
NJ Side	116	119	103	141	218	170	118	125	152	97	119		1478
PA Side	8	4	11	12	3	33	11	12	14	16	12		136
Overweight Crossings	0	1	0	0	2	3	4	2	3	2	3		20
Calhoun Street	January	February	March	April	May	June	July	August	September	October	November	December	Year to date totals
Turnarounds	79	100	120	72	182	164	153	171	164	268	109		1582
NJ Side	44	60	94	39	108	111	123	116	111	156	93		1055
PA Side	35	40	26	33	74	53	30	55	53	112	16		527
Overweight Crossings	0	1	0	1	2	2	0	3	1	2	3		15
Lower Trenton	January	February	March	April	May	June	July	August	September	October	November	December	Year to date totals
Turnarounds	0	0	73	46	53	50	22	0	0	0	0		244
NJ Side	0	0	73	46	53	50	22	0	0	0	0		244
PA Side	0	0	0	0	0	0	0	0	0	0	0		0
Overweight Crossings	0	0	0	4	0	0	4	1	0	0	0		9

Cpl. Monthly Activity Report

November 2024

Location	Bridge Checks	Overweights	Accidents	Code 100	Disabled Vehicles	Medical Emergencies
Lower Trenton	76	0	8	0	1	0
Calhoun Street	80	3	2	0	0	0
Langhorne	47	0	0	0	0	0
Scudder Falls	224	0	5	0	6	0
Washington Crossing	124	3	2	0	0	1
New Hope Lambertville Centre Bridge	73	0	0	0	0	1
Stockton Lumberville	68	4	0	0	0	0
RavenRock Uhersown	39	0	0	0	0	0
Frenchtown Upper Black Eddy	81	1	0	0	0	1
Milford	107	0	0	0	1	0
Riegelsville	193	0	0	0	0	0
Northampton St.	255	2	2	0	0	3
Riverton Belvidere	101	1	2	0	1	0
Portland Columbia	48	0	0	0	0	0
Totals	1516	14	21	0	9	6
Yearly Totals						
Location	Bridge Checks	Overweights	Accidents	Code 100	Disabled Vehicles	Medical Emergencies
Lower Trenton	76	0	8	0	1	0
Calhoun Street	80	3	2	0	0	0
Langhorne	47	0	0	0	0	0
Scudder Falls	224	0	5	0	6	0
Washington Crossing	124	3	2	0	0	1
New Hope Lambertville	73	0	0	0	0	1

Location	Bridge Checks	Overweights	Accidents	Code 100	Disabled Vehicles	Medical Emergencies
Centre Bridge Stockton	68	4	0	0	0	0
Lumberville RavenRock	39	0	0	0	0	0
Uhlersown Frenchtown	81	1	0	0	0	1
Upper Black Eddy Milford	107	0	0	0	1	0
Riegelsville	193	0	0	0	0	0
Northampton St.	255	2	2	0	0	3
Riverton Belvidere	101	1	2	0	1	0
Portland Columbia	48	0	0	0	0	0
Totals	1516	14	21	0	9	6

DELAWARE RIVER JOINT TOLL BRIDGE COMMISSION

MONTHLY ACTIVITY SERVICES RENDERED REPORT

BRIDGE Riverton-Belvidere

MONTH November

YEAR 2024

ACTIVITY/SERVICE	WEEK OF 2-Nov	WEEK OF 9-Nov	WEEK OF 16-Nov	WEEK OF 23-Nov	WEEK OF 30-Nov	TOTAL
Hours Worked	168	172	168	172	168	848
Patrols	77	76	83	72	78	386
Overweight Crossings	1	2	1	0	0	4
Overweights Refused	32	38	30	44	19	163
Pass Through	6	1	2	5	5	19
Disabled Vehicles	0	0	0	0	0	0
Accidents	0	0	0	0	0	0
Police Requests	8	16	9	8	5	46
Fire Dept. Requests	0	0	0	0	0	0
EMS / First Aid Requests	0	0	0	0	0	0
Traffic Control	6	15	8	7	4	40
Jumpers / Code 100	0	0	0	0	0	0
Public Interactions	57	52	49	39	33	230
Bicycle Warnings	2	0	0	0	0	2
Other	8	11	11	13	10	53

NOTES:

DELAWARE RIVER JOINT TOLL BRIDGE COMMISSION

MONTHLY ACTIVITY SERVICES RENDERED REPORT

BRIDGE Northampton Street

MONTH November

YEAR 2024

ACTIVITY/SERVICE	WEEK OF 2-Nov	WEEK OF 9-Nov	WEEK OF 16-Nov	WEEK OF 23-Nov	WEEK OF 30-Nov	TOTAL
Hours Worked	345	336	336	336	336	1689
Patrols	160	163	154	158	158	793
Overweight Crossings	0	0	1	1	0	2
Overweights Refused	180	167	196	213	139	895
Pass Through	14	17	6	5	3	45
Disabled Vehicles	0	0	1	1	0	2
Accidents	1	0	0	1	1	3
Police Requests	2	1	2	2	2	9
Fire Dept. Requests	0	0	0	0	0	0
EMS / First Aid Requests	0	1	0	0	1	2
Traffic Control	51	48	43	49	30	221
Jumpers / Code 100	0	0	0	0	0	0
Public Interactions	243	175	122	147	116	803
Bicycle Warnings	27	26	21	12	11	97
Other	29	23	26	26	31	135

NOTES:

DELAWARE RIVER JOINT TOLL BRIDGE COMMISSION

MONTHLY ACTIVITY SERVICES RENDERED REPORT

BRIDGE Reigelsville

MONTH November

YEAR 2024

ACTIVITY/SERVICE	WEEK OF 2-Nov	WEEK OF 9-Nov	WEEK OF 16-Nov	WEEK OF 23-Nov	WEEK OF 30-Nov	TOTAL
Hours Worked	336	336	336	336	336	1680
Patrols	153	152	143	141	134	723
Overweight Crossings	0	0	0	0	0	0
Overweights Refused	58	56	61	84	56	315
Pass Through	3	2	1	3	3	12
Disabled Vehicles	0	0	0	0	0	0
Accidents	0	0	0	0	0	0
Police Requests	0	1	0	0	0	1
Fire Dept. Requests	0	0	0	0	0	0
EMS / First Aid Requests	0	0	0	0	0	0
Traffic Control	12	0	0	0	0	12
Jumpers / Code 100	0	0	0	0	0	0
Public Interactions	61	38	43	50	33	225
Bicycle Warnings	3	0	0	0	0	3
Other	31	26	31	27	29	144

NOTES:

DELAWARE RIVER JOINT TOLL BRIDGE COMMISSION

MONTHLY ACTIVITY SERVICES RENDERED REPORT

BRIDGE Upper Black Eddy-Milford

MONTH November

YEAR 2024

ACTIVITY/SERVICE	WEEK OF 2-Nov	WEEK OF 9-Nov	WEEK OF 16-Nov	WEEK OF 23-Nov	WEEK OF 30-Nov	TOTAL
Hours Worked	40	32	68	52	70	262
Patrols	20	12	34	26	35	127
Overweight Crossings	0	0	0	0	0	0
Overweights Refused	0	0	0	0	0	0
Pass Through	0	0	0	0	0	0
Disabled Vehicles	0	0	0	0	0	0
Accidents	0	0	0	0	0	0
Police Requests	0	0	1	0	0	1
Fire Dept. Requests	0	0	1	0	0	1
EMS / First Aid Requests	0	0	1	0	0	1
Traffic Control	0	0	1	0	0	1
Jumpers / Code 100	0	0	0	0	0	0
Public Interactions	15	0	11	5	12	43
Bicycle Warnings	0	0	2	0	0	2
Other	6	3	8	5	7	29

NOTES:

DELAWARE RIVER JOINT TOLL BRIDGE COMMISSION

MONTHLY ACTIVITY SERVICES RENDERED REPORT

BRIDGE Uhlerstown-Frenchtown

MONTH November

YEAR 2024

ACTIVITY/SERVICE	WEEK OF 2-Nov	WEEK OF 9-Nov	WEEK OF 16-Nov	WEEK OF 23-Nov	WEEK OF 30-Nov	TOTAL
Hours Worked	66	80	124	170	140	580
Patrols	32	39	54	75	73	273
Overweight Crossings	1	1	0	0	0	2
Overweights Refused	34	36	50	61	40	221
Pass Through	8	5	10	14	8	45
Disabled Vehicles	0	0	0	0	0	0
Accidents	0	0	0	0	0	0
Police Requests	1	0	0	0	0	1
Fire Dept. Requests	0	0	0	0	0	0
EMS / First Aid Requests	0	0	0	0	0	0
Traffic Control	4	0	2	5	1	12
Jumpers / Code 100	0	0	0	0	0	0
Public Interactions	19	11	13	42	8	93
Bicycle Warnings	6	5	1	6	2	20
Other	5	9	11	13	12	50

NOTES:

DELAWARE RIVER JOINT TOLL BRIDGE COMMISSION

MONTHLY ACTIVITY SERVICES RENDERED REPORT

BRIDGE Portland-Columbia Pedestrian Bridge

MONTH November

YEAR 2024

ACTIVITY/SERVICE	WEEK OF 2-Nov	WEEK OF 9-Nov	WEEK OF 16-Nov	WEEK OF 23-Nov	WEEK OF 30-Nov	TOTAL
Hours Worked	0	0	0	0		0
Patrols	16	16	14	14		60
Overweight Crossings	0	0	0	0		0
Overweights Refused	0	0	0	0		0
Pass Through	0	0	0	0		0
Disabled Vehicles	0	0	0	0		0
Accidents	0	0	0	0		0
Police Requests	0	0	0	0		0
Fire Dept. Requests	0	0	0	0		0
EMS / First Aid Requests	0	0	0	0		0
Traffic Control	0	0	0	0		0
Jumpers / Code 100	0	0	0	0		0
Public Interactions	0	0	0	0		0
Bicycle Warnings	0	0	0	0		0
Other	0	0	0	0		0

NOTES:

DELAWARE RIVER JOINT TOLL BRIDGE COMMISSION

MONTHLY ACTIVITY SERVICES RENDERED REPORT

BRIDGE Centre-Bridge Stockton

MONTH November

YEAR 2024

ACTIVITY/SERVICE	WEEK OF 9-Nov	WEEK OF 16-Nov	WEEK OF 23-Nov	WEEK OF 30-Nov	TOTAL
Hours Worked	100	76	84	96	356
Patrols	25	11	25	24	85
Overweight Crossings	0	2	2	0	4
Overweights Refused	24	13	17	27	81
Pass Through	8	2	10	6	26
Disabled Vehicles	1	0	0	0	1
Accidents	0	0	0	0	0
Police Requests	0	0	2	0	2
Fire Dept. Requests	0	0	0	0	0
EMS / First Aid Requests	0	0	0	0	0
Traffic Control	10	4	8	16	38
Jumpers / Code 100	0	0	0	0	0
Public Interactions	76	39	61	73	249
Bicycle Warnings	24	4	4	6	38
Other	0	0	0	0	0

NOTES:

DELAWARE RIVER JOINT TOLL BRIDGE COMMISSION

MONTHLY ACTIVITY SERVICES RENDERED REPORT

DELAWARE RIVER JOINT TOLL BRIDGE COMMISSION

MONTHLY ACTIVITY SERVICES RENDERED REPORT

BRIDGE New Hope - Lambertville

MONTH November

YEAR 2024

ACTIVITY/SERVICE	WEEK OF 9-Nov	WEEK OF 16-Nov	WEEK OF 23-Nov	WEEK OF 30-Nov	TOTAL
Hours Worked	380	332	335	360	1407
Patrols	44	39	31	49	163
Overweight Crossings	0	0	0	0	0
Overweights Refused	220	174	105	87	586
Pass Through	5	1	1	1	8
Disabled Vehicles	0	0	1	0	1
Accidents	0	0	0	0	0
Police Requests	0	0	3	0	3
Fire Dept. Requests	0	0	1	0	1
EMS / First Aid Requests	0	0	0	0	0
Traffic Control	57	35	33	23	148
Jumpers / Code 100	0	0	0	0	0
Public Interactions	400	332	232	516	1480
Bicycle Warnings	20	14	6	17	57
Other	0	0	0	0	0

NOTES:

DELAWARE RIVER JOINT TOLL BRIDGE COMMISSION

MONTHLY ACTIVITY SERVICES RENDERED REPORT

BRIDGE Washington Crossing

MONTH November

YEAR 2024

ACTIVITY/SERVICE	WEEK OF 9-Nov	WEEK OF 16-Nov	WEEK OF 23-Nov	WEEK OF 30-Nov	TOTAL
Hours Worked	120	132	116	140	508
Patrols	28	28	24	25	105
Overweight Crossings	1	1	0	1	3
Overweights Refused	28	36	32	35	131
Pass Through	1	3	4	2	10
Disabled Vehicles	0	0	0	0	0
Accidents	0	0	1	0	1
Police Requests	0	0	1	0	1
Fire Dept. Requests	0	0	0	0	0
EMS / First Aid Requests	0	0	0	0	0
Traffic Control	28	31	23	30	112
Jumpers / Code 100	0	0	0	0	0
Public Interactions	30	7	13	22	72

DELAWARE RIVER JOINT TOLL BRIDGE COMMISSION

MONTHLY ACTIVITY SERVICES RENDERED REPORT

Bicycle Warnings	7	5	0	1	13
Other	0	0	0	0	0

NOTES:

BRIDGE Calhoun Street

MONTH November

YEAR 2024

ACTIVITY/SERVICE	WEEK OF 9-Nov	WEEK OF 16-Nov	WEEK OF 23-Nov	WEEK OF 30-Nov	TOTAL
Hours Worked	280	312	236	263	1091
Patrols	103	105	39	66	313
Overweight Crossings	1	0	0	2	3
Overweights Refused	24	39	34	12	109
Pass Through	5	1	1	0	7
Disabled Vehicles	0	0	0	0	0
Accidents	0	0	0	0	0
Police Requests	1	0	0	0	1
Fire Dept. Requests	0	0	0	0	0
EMS / First Aid Requests	0	0	0	0	0

DELAWARE RIVER JOINT TOLL BRIDGE COMMISSION

MONTHLY ACTIVITY SERVICES RENDERED REPORT

Traffic Control	8	2	2	2	14
Jumpers / Code 100	0	0	0	0	0
Public Interactions	35	93	30	53	211
Bicycle Warnings	5	14	6	10	35
Other	0	0	0	0	0

NOTES:

BRIDGE Lower Trenton

MONTH November

YEAR 2024

ACTIVITY/SERVICE	WEEK OF 9-Nov	WEEK OF 16-Nov	WEEK OF 23-Nov	WEEK OF 30-Nov	TOTAL
Hours Worked	16	36	36		88
Patrols	0	0	0		0
Overweight Crossings	0	0	0		0
Overweights Refused	19	33	30		82
Pass Through	0	0	0		0
Disabled Vehicles	0	0	0		0
Accidents	0	0	0		0

DELAWARE RIVER JOINT TOLL BRIDGE COMMISSION

MONTHLY ACTIVITY SERVICES RENDERED REPORT

Police Requests	0	0	0	0
Fire Dept. Requests	0	0	0	0
EMS / First Aid Requests	0	0	0	0
Traffic Control	25	48	95	168
Jumpers / Code 100	0	0	0	0
Public Interactions	0	0	49	49
Bicycle Warnings	0	0	0	0
Other	0	0	0	0

NOTES:

BRIDGE Lumberville - Raven Rock

MONTH November

YEAR 2024

ACTIVITY/SERVICE	WEEK OF 9-Nov	WEEK OF 16-Nov	WEEK OF 23-Nov	WEEK OF 30-Nov	TOTAL
Hours Worked					0
Patrols					0
Overweight Crossings					0
Overweights Refused					0

DELAWARE RIVER JOINT TOLL BRIDGE COMMISSION

MONTHLY ACTIVITY SERVICES RENDERED REPORT

Pass Through					0
Disabled Vehicles					0
Accidents					0
Police Requests					0
Fire Dept. Requests					0
EMS / First Aid Requests					0
Traffic Control					0
Jumpers / Code 100					0
Public Interactions					0
Bicycle Warnings					0
Other					0

NOTES:

DELAWARE RIVER JOINT TOLL BRIDGE COMMISSION

Meeting of December 23, 2024

Operations Report Index

Maintenance / Fleet Operations

SUBJECT	DESCRIPTION	PAGE NUMBER
Maintenance and Fleet	Status report Month of November 2024	1

DELAWARE RIVER JOINT TOLL BRIDGE COMMISSION
Meeting of December 23, 2024

MAINTENANCE / FLEET OPERATIONS NOVEMBER 2024

- Senior Director attended meeting to discuss C-803A-Facilities Task Order Agreement evaluation with TEC members.
- Senior Director attended Snow Operations / Regional Maintenance Supervisors meeting to discuss radio call in procedures and snow operations manual.
- Senior Director participated in Maintenance operations meeting to discuss issues related to Maintenance, Toll, HR and PSBS department.
- Senior Director participated in Teams in T-519A - Southern Operations and Maintenance Facilities Improvements (Bi-Weekly Progress Mtg.)
- Senior Director attended meeting to discuss transition to AET-in-place conversion for TM, I-78, EP and DWG held at Scudder Falls administration building.
- Senior Director reviewed and approved Garda invoices and miscellaneous charges for the month of November 2024.
- Senior Director reviewed and approved invoices from J. Fletcher Creamer for Guide Rail repairs at various locations.
- Senior Director reviewed Use of Facilities requests for November 2024 and forwarded Certificates of Insurance for review and approval.
- Senior Director prepared monthly maintenance and fleet report for the November 2024 staff agenda meeting.
- Senior Director prepared and forwarded report of Use of Commission Facilities for the month of November 2024.

Maintenance Operations

- Director of Maintenance reviewed, and approved P Card purchases for the month of November from Regional Maintenance Supervisors.
- Director of Maintenance provided Senior Director with monthly reports of activities completed for the month of November from Regional Maintenance Supervisors.

DELAWARE RIVER JOINT TOLL BRIDGE COMMISSION
Meeting of December 23, 2024

- TM/SRMC/SF used street sweeper to remove debris from main river bridge and roadway ramps on Commission property.
- TM/ SRMC/SF completed winter maintenance of basin C by cutting grass in area as directed by engineering.
- TM/SRMC/SF assisted HVAC contractor with completing yearly preventive maintenance of HVAC equipment at Scudder Falls administration building and AET building.
- TM/SRMC/SF repaired toilet leak and made sink repairs at AET and 1799 house building.
- TM/SRMC/SF completed office repairs in preparation of new furniture for new HR employee.
- TM/SRMC/SF installed new light fixtures near stairs for safety at TM building.
- TM/SRMC/SF removed numerous cobwebs from Scudder Falls foot walk lights and checked foot walk boards.
- New Hope Maintenance crews installed snow fence on property in preparation for winter snow season.
- New Hope Maintenance crews assisted contractor with lane closure for main river bridge work.
- New Hope Maintenance crews completed project to remove nine dead trees from NHL property.
- New Hope Maintenance crews repaired cracks in wall and holes in ceiling per GEC inspection report.
- I-78 Maintenance crews completed repairs listed in annual General Engineering Contractors report.
- I-78 maintenance crews removed graffiti that was under i-78 main reiver bridge walls.
- I-78 maintenance crews serviced pump station generator and installed new batteries.

DELAWARE RIVER JOINT TOLL BRIDGE COMMISSION
Meeting of December 23, 2024

- I-78 maintenance crews installed snow fence on property in preparation for winter weather.
- I-78 maintenance crews repaired concrete spalls under main river bridge and Route 611.
- Easton Phillipsburg maintenance crews removed graffiti from Uhlerstown Frenchtown bridge.
- Easton Phillipsburg maintenance crews completed recommendations listed in annual GEC report for Toll and Toll Supported bridges.
- Easton Phillipsburg maintenance crews repainted lines on rub rail at Riegelsville toll supported bridge.
- Easton Phillipsburg maintenance crews completed contrite repairs at toll supported bridges.
- Easton Phillipsburg maintenance crews assisted Phillipsburg Police with annual Easton Phillipsburg football game.
- Easton Phillipsburg crews serviced radiators by bleeding radiator of trapped air pockets.
- Portland-Columbia Maintenance crews repaired and reseeded bare lawn spots on ramp A banks in Pennsylvania.
- Portland-Columbia maintenance crews marked underground wires for streetlights in New Jersey for NJDOT Route 46 project.
- Portland-Columbia maintenance crews cleaned leaves from drains and inlets tops in Pennsylvania and New Jersey.
- Portland- Columbia maintenance crews cleaned and set up brine making equipment and made 1500 gallons of brine.
- Delaware Water Gap Maintenance crews saw cut and removed old concrete, poured new concrete near fuel pumps.
- Delaware Water Gap Maintenance crews repaired drainage swale in maintenance yard.

DELAWARE RIVER JOINT TOLL BRIDGE COMMISSION
Meeting of December 23, 2024

- Delaware Water Gap maintenance crews removed loose concrete and patched spalls.
- Delaware Water Gap maintenance crews removed debris from deck scuppers
- Milford-Montague maintenance crews completed GEC inspection report item sign structure rust removal and painting.
- Milford-Montague maintenance crews completed GEC inspection report item removed roof vent and painted.
- Milford-Montague maintenance crews cleaned and sealed wide diagonal cracks on northwest sidewalk wall.
- Milford-Montague maintenance crews sealed window cracks and sealed cracks on floor tiles.
- Milford-Montague maintenance crews cleaned and sealed transverse crack in northwest approach sidewalk.

Fleet Department

Highlights

- Attenuator trailers received at DWG and PC.
- Winter parts order received for I-78 and EP.
- Four items remain for auction.
- Purchase order issued to install safety lighting on PSBS vehicle.
- Fleet coordinator removed auction items from insurance.

Repairs

- NHL – CAT 910 bucket release. Under Warranty
- EP - Order placed to replace parts on Gator

Miscellaneous Items

- Recalls received and forwarded to RMS to schedule and complete.
- Registration renewals submitted as needed.
- Added new vehicles/ equipment to Fleet insurance as needed.
- Supplied accounting with new asset spread sheets.

Southern Region**LeVar Talley, Director of Maintenance****Richard Taitt Deputy Director of Maintenance****Larry Dubin, Regional Maintenance Supervisor, Trenton-Morrisville****Charles Slack, Regional Maintenance Supervisor, New Hope-Lambertville****Trenton-Morriville Toll Bridge**

Task	JAN	FEB	MAR	APR	MAY	JUN	JUL	AUG	SEP	OCT	NOV	DEC	Total Staffing-Hours
Bridge Maintenance	48	72	208	144	160	280	168	128	336	240	96		1,880
Bldg./Facilities Maintenance	2,432	2,344	2,224	2,480	2,416	2,432	3,536	2,480	2,664	3,192	2,104		28,304
Grounds Maintenance	224	336	520	856	1,008	752	1,232	1,224	968	1,000	584		8,704
Road Maintenance	296	296	336	320	360	16	248	208	136	88	280		2,584
Snow/Ice Maintenance	608	464	0	0	0	0	0	0	0	0	24		1,096
Vehicle Maintenance	296	288	296	280	312	272	400	320	376	368	272		3,480
Miscellaneous	104	208	88	72	80	104	248	120	168	120	80		1,392
Total Man-hours	4,008	4,008	3,672	4,152	4,336	3,856	5,832	4,480	4,648	5,008	3,440	0	47,440

New Hope-Lambertville Toll Bridge

Task	JAN	FEB	MAR	APR	MAY	JUN	JUL	AUG	SEP	OCT	NOV	DEC	Total Staffing-Hours
Bridge Maintenance	240	260	824	568	136	472	592	312	320	200	48		3,972
Bldg./Facilities Maintenance	648	424	624	600	696	512	708	488	464	604	476		6,244
Grounds Maintenance	56	216	144	552	838	440	736	664	288	560	312		4,806
Road Maintenance	24	96	104	40	80	24	256	128	48	24	72		896
Snow/Ice Maintenance	688	344	0	48	0	0	0	40	96	272	424		1,912
Vehicle Maintenance	168	112	96	160	160	108	208	168	136	128	128		1,572
Miscellaneous	216	312	192	128	144	184	352	296	472	344	120		2,760
Total Man-hours	2,040	1,764	1,984	2,096	2,054	1,740	2,852	2,096	1,824	2,132	1,580	0	22,162

Central Region**LeVar Talley, Director of Maintenance****Richard Taitt Deputy Director of Maintenance****Robert Varju, Regional Maintenance Supervisor, I-78****Nat Amato, Regional Maintenance Supervisor, Easton-Phillipsburg****Easton-Phillipsburg Toll Bridge**

Task	JAN	FEB	MAR	APR	MAY	JUN	JUL	AUG	SEP	OCT	NOV	DEC	Total Staffing-Hours
Bridge Maintenance	240	288	1,104	1,088	704	904	488	176	840	688	368		6,888
Bldg./Facilities Maintenance	784	720	584	568	520	408	960	608	512	480	320		6,464
Grounds Maintenance	304	232	504	720	952	704	1,200	792	728	704	384		7,224
Road Maintenance	304	256	168	160	96	80	168	344	168	320	96		2,160
Snow/Ice Maintenance	864	376	0	0	0	0	0	0	16	136	160		1,552
Vehicle Maintenance	192	248	264	280	224	184	312	160	200	168	176		2,408
Miscellaneous	0	0	0	0	0	16	112	88	40	128	0		384
Total Man-hours	2,688	2,120	2,624	2,816	2,496	2,296	3,240	2,168	2,504	2,624	1,504	0	27,080

I-78 Toll Bridge

Task	JAN	FEB	MAR	APR	MAY	JUN	JUL	AUG	SEP	OCT	NOV	DEC	Total Staffing-Hours
Bridge Maintenance	0	0	32	56	0	96	176	8	24	64	128		584
Bldg./Facilities Maintenance	828	1,040	1048	952	912	784	1,408	844	1,000	1,096	912		10,824
Grounds Maintenance	96	184	496	632	848	856	936	776	728	400	336		6,288
Road Maintenance	400	184	232	104	48	8	40	48	0	88	0		1,152
Snow/Ice Maintenance	516	184	32	0	0	0	0	0	0	0	160		892
Vehicle Maintenance	280	232	144	160	184	8	120	128	168	256	152		1,832
Miscellaneous	24	8	16	16	16	56	224	160	48	288	56		912
Total Man-hours	2,144	1,832	2000	1,920	2,008	1,808	2,904	1,964	1,968	2,192	1,744	0	22,484

Northern Region

LeVar Talley, Director of Maintenance

Richard Taitt Deputy Director of Maintenance

James Gower, Regional Maintenance Supervisor

Matt Meeker, Regional Maintenance Supervisor - Milford-Montague

Portland-Columbia Toll Bridge

Task	JAN	FEB	MAR	APR	MAY	JUN	JUL	AUG	SEP	OCT	NOV	DEC	Total Staffing-Hours
Bridge Maintenance	54	12	28	0	40	110	132	0	46	10	0		432
Bldg./Facilities Maintenance	612	558	530	500	448	442	604	440	380	384	330		5,228
Grounds Maintenance	80	132	168	356	574	390	534	434	321	126	162		3,277
Road Maintenance	52	24	192	96	56	76	72	48	116	166	44		942
Snow/Ice Maintenance	196	172	0	32	0	0	0	0	0	0	116		516
Vehicle Maintenance	108	198	140	200	146	88	228	108	129	42	124		1,511
Miscellaneous	30	40	58	36	44	58	12	16	78	80	24		476
Total Man-hours	1,132	1,136	1,116	1,220	1,308	1,164	1,582	1,046	1,070	808	800	0	12,382

Delaware Water Gap Toll Bridge

Task	JAN	FEB	MAR	APR	MAY	JUN	JUL	AUG	SEP	OCT	NOV	DEC	Total Staffing-Hours
Bridge Maintenance	48	8	8	8	32	0	64	48	40	176	200		632
Bldg./Facilities Maintenance	688	812	684	932	964	544	1,036	772	772	784	644		8,632
Grounds Maintenance	220	200	352	412	528	408	758	472	432	296	252		4,330
Road Maintenance	72	104	188	128	144	270	184	136	252	112	24		1,614
Snow/Ice Maintenance	352	200	24	32	0	16	0	0	0	56	72		752
Vehicle Maintenance	244	216	264	264	256	136	432	232	164	136	148		2,492
Miscellaneous	52	24	32	135	68	48	224	128	132	410	347		1,600
Total Man-hours	1,676	1564	1,552	1,911	1,992	1,422	2,698	1,788	1,792	1,970	1,687	0	20,052

Milford-Montague Toll Bridge

Task	JAN	FEB	MAR	APR	MAY	JUN	JUL	AUG	SEP	OCT	NOV	DEC	Total Staffing-Hours
Bridge Maintenance	0	0	0	0	0	0	32	0	48	0	0		80
Bldg./Facilities Maintenance	572	480	556	488	584	464	778	556	580	526	468		6,052
Grounds Maintenance	0	8	64	168	164	144	382	322	176	226	120		1,774
Road Maintenance	0	0	32	16	0	24	112	106	94	142	16		542
Snow/Ice Maintenance	82	57	0	0	0	0	16	16	0	0	32		203
Vehicle Maintenance	188	224	208	240	148	136	238	176	136	152	252		2,098
Miscellaneous	24	24	32	48	32	40	28	8	12	120	16		384
Total Man-hours	866	793	892	960	928	808	1,586	1,184	1,046	1,166	904	0	11,133

DELAWARE RIVER JOINT TOLL BRIDGE COMMISSION

Meeting of December 2024

USE OF FACILITIES REQUEST REPORT

MONTH OF NOVEMBER 2024

SUBJECT	DESCRIPTION	PAGE NUMBER
Use of Facilities	Use of Facilities Request-Month of November 2024	1

DELAWARE RIVER JOINT TOLL BRIDGE COMMISSION

Meeting of December 2024

PROPERTY REPORT

Use of Commission Facilities

Facility	Organization	Date/Time	Description of Use
New Hope Toll Bridge	Henkles & McCoy, Inc. / HLH Aviation	October 7, 2024, through December 31, 2024	Truck parking and refueling a Helicopter on PSE &G transmission line.
New Hope Toll Supported Bridge	Lambertville Chamber of Commerce / Annual Turkey Trot 5K Road Race	November 28, 2024	Annual Turkey Trot 5K Road Race