

THIRTY-FIFTH ANNUAL REPORT OF THE DIVISION OF LOCAL GOVERNMENT SERVICES 1972

STATEMENTS OF FINANCIAL CONDITION
OF COUNTIES AND MUNICIPALITIES



NEW JERSEY STATE LIBRARY

Prepared by
STATE OF NEW JERSEY
DEPARTMENT OF COMMUNITY AFFAIRS
DIVISION OF LOCAL GOVERNMENT SERVICES
Price \$10.00

NEW JERSEY STATE LIBRARY

LIBRARY
Institute of Management and
Labor Relations

FEB 13 1974

RUTGERS UNIVERSITY

Lawrence F. Kramer
Commissioner

John F. Laezza
Director

THIRTY-FIFTH ANNUAL REPORT
OF THE
DIVISION OF LOCAL GOVERNMENT SERVICES
1972

STATEMENTS OF FINANCIAL CONDITION
OF COUNTIES AND MUNICIPALITIES



Prepared by
STATE OF NEW JERSEY
DEPARTMENT OF COMMUNITY AFFAIRS
DIVISION OF LOCAL GOVERNMENT SERVICES
Price \$10.00

Lawrence F. Kramer
Commissioner

John F. Laezza
Director

TABLE OF CONTENTS

Letter of Transmittal	1
Foreword	2
Composition of Local Finance Board and State Officials	3
Acknowledgement	4
Accumulated Totals for the State	5
POPULATION DATA	
Table 1: Population Classification of New Jersey Counties and Cities	6
Table 2: Local Units Ranked by Population - 1972 Estimates	7
COUNTY GOVERNMENT FISCAL DATA	
A two page set for each county follows. The sets end with a county government Statewide Summary	12
1. County Government Fiscal Data	
2. Map of the County	54
3. Summary Map of County Units	
4. Summary of 21 County Government Data Sheets	56
MUNICIPAL FISCAL DATA SUMMARIZED BY COUNTIES	
1. Summary of 567 Municipal Government Data Sheets	57
2. Municipal Fiscal Summaries by Counties	58
MUNICIPAL FISCAL DATA	
One page per municipality, arranged alphabetically by name of municipality.	79
SUMMARY OF STATEWIDE FINANCES, EXPENDITURES AND REVENUES	
Table 3: Summary of Current Finances of All Municipalities and Counties - 1961 to 1972	647
Table 4: Summary of Expenditures and Revenues of All County Governments - 1969 to 1972	648
Table 5: Summary of Expenditures and Revenues of All Municipalities - 1969 to 1972	649
DATA ON DEBT	
Graph: Debt Trends of New Jersey Municipalities and Counties Expressed as a Per Cent of Equalized Valuation Basis	650
Table 6: Statewide Trends in Statutory Net Capital Debt	651
Table 7: Total Gross and Net Debt of Counties and Municipalities by County	652
Table 8: Authority Debt	653
DATA ON LOCAL TAXATION	
Table 9: Trends in Current and Delinquent Local Property Taxes	656
Table 10: Special District Tax Levies in 1972	657
Table 11: State Equalized Property Tax Rates	658
DATA ON MUNICIPALLY OPERATED UTILITIES	
Table 12: Finances of Municipally Operated Utilities	666
STATUTORY FORMS OF LOCAL UNIT GOVERNMENT	673
GLOSSARY	674

FOREWORD

This report, the thirty-fifth in a series which has been published consecutively since 1938, is reflective of and parallels closely all preceding reports, and, at the same time, sets the foundation for present and future reporting of the five-year Revenue Sharing program formally known as the "State and Local Fiscal Assistance Act of 1972"

In addition to Revenue Sharing data, information regarding the form of government and the number of members on the governing body has been added to each local unit page. A new sewn binder has also been used this year to enhance the readability of the report.

Although the above concurrent changes have been made, care has been taken to preserve the comparability of data and to present in convenient form current financial and other statistics of the 588 local units of New Jersey government without diminishing the value of these reports as an historical series. The availability of current statistics of local finance has been of significant value to the federal and state departments and agencies, local officials, research groups, students of local finance and investors in municipal and school bonds.

The financial statistics contained in this report have been assembled from financial statements prepared by the chief financial officer of the local unit. A variety of checks have been applied to these data and our studies conclude that these statements are adequate for reporting purposes.

In addition to the municipal and county financial data, there are a number of special tables of pertinent information comparing revenues and expenditures, equalized tax rates and debt trends over the current decade. One table lists each local unit in descending population order. Another tabulation shows the municipalities operating under special forms of government. Municipally-operated utilities are also shown in a separate tabulation.

The statements of revenues and expenditures show costs of various governmental functions and activities. Although some units are susceptible to further breakdown, uniform classifications have been used for all local units throughout the report. A glossary providing essential information for the proper use of specific data is presented to assist those who may be unfamiliar with municipal finance and its terminology.



John F. Laezza, Director
Division of Local Government Services

STATE OF NEW JERSEY
William T. Cahill, Governor

DEPARTMENT OF COMMUNITY AFFAIRS
Lawrence F. Kramer, Commissioner

DIVISION OF LOCAL GOVERNMENT SERVICES
John F. Laezza, Director

OFFICE OF ADMINISTRATION AND LOCAL GOVERNMENT RESEARCH
Barry Skokowski, Chief

MEMBERS OF LOCAL FINANCE BOARD
John F. Laezza, Chairman
Lawrence T. Havey
Stanley D. Iacona
Samuel J. Kronman*
Jeremiah F. O'Connor

*Retired during the year. Vacancy filled by
appointment of Mr. Iacona

ACKNOWLEDGEMENTS

This Thirty-Fifth Annual Report is compiled by the Office of Administration and Local Government Research, headed by Barry Skokowski. Grateful acknowledgement is extended to the following for their efforts in data compilation and verification: Fred M. Begelman, Anthony Celentano, Mary Faso, David Grimm, Francis Maimona, Eugene V. Riewe and Janet Roberts who typed all that the computer did not.

Additionally, a debt of gratitude is owed to the Division of Taxation in the Department of the Treasury and to the Office of Business Economics in the Department of Labor and Industry for providing us with valuation and population data used in this Report.

John F. Laezza, Director
Division of Local Government Services

ACCUMULATED TOTALS FOR THE STATE - 1972

Population, 1960	7,168,164
Population, 1972 Estimates	7,382,985
Land Area (Sq. Miles)	7489.20
Net Valuation Taxable	51,446,431,110
State Equalized Valuation	66,937,287,978
Tax Levy (With Bank Stock Tax)	2,452,254,384

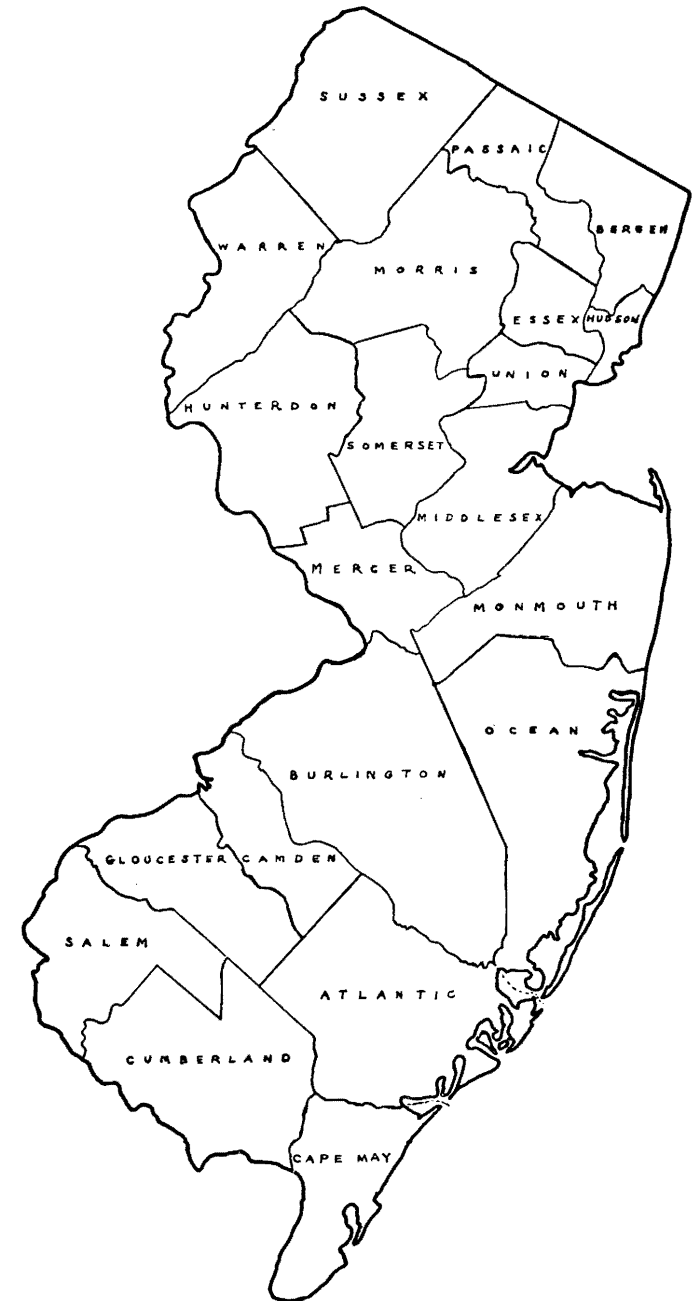


TABLE 1

POPULATION CLASSIFICATIONS OF NEW JERSEY COUNTIES AND CITIES
(BASED UPON THE 1970 OFFICIAL CENSUS)

Counties (R.S. 40:17-2)

1st Class	Excess of 600,000 = Essex, Hudson, Bergen
2nd Class	200,000-600,000 = Burlington, Morris, Union, Passaic, Camden, Middlesex, Mercer
3rd Class	50,000-200,000 = Not bordering on the Atlantic Ocean = Hunterdon, Salem Gloucester, Cumberland, Somerset, Sussex Warren
4th Class	Less than 50,000 = Not bordering on Atlantic Ocean = None
5th Class	Bordering on the Atlantic Ocean, exceeding 100,000 = Monmouth, Atlantic, Ocean
6th Class	Bordering on the Atlantic Ocean, less than 100,000 = Cape May

Cities (R.S. 40:167-2)

1st Class	Exceeding 150,000 = Newark and Jersey City
2nd Class	12,000-150,000
3rd Class	All those not in 1st or 2nd class, except cities bordering upon Atlantic Ocean which are seaside or summer resorts.
4th Class	All cities bordering upon the Atlantic Ocean which are seaside or summer resorts.

TABLE 2

COUNTY	POPULATION	MUNICIPALITY	POPULATION	MUNICIPALITY	POPULATION
Essex	940,410	Union City	57,925	Bridgewater Twp	31,150
Bergen	911,405	Middletown Twp	56,730	Livingston Twp	30,735
Hudson	613,250	Passaic City	55,475	Rahway City	30,090
Middlesex	601,225	Union Twp (Union)	53,480	Gloucester Twp	29,405
Union	551,285	Bloomfield Town	52,740	Bergenfield Boro	29,185
Monmouth	478,260	Vineland City	50,995	Lakewood Twp	29,130
Camden	474,055	Madison Twp	50,180	Paramus Boro	28,875
Passaic	469,360	Wayne Twp	50,120	Neptune Twp	28,450
Morris	404,550	North Bergen Twp	48,905	Ridgewood Twp	27,640
Burlington	335,190	Dover Twp	48,500	Cranford Twp	27,590
Mercer	314,985	Plainfield City	47,900	Lodi Boro	25,945
Ocean	236,555	Atlantic City	47,275	Englewood City	25,600
Somerset	204,225	Hoboken City	46,280	Maplewood Twp	24,865
Atlantic	181,940	Willingboro Twp	45,415	Deptford Twp	24,525
Gloucester	180,460	Montclair Town	43,950	Summit City	23,675
Cumberland	128,445	West Orange Town	43,930	Howell Twp	23,320
Sussex	82,325	New Brunswick City	42,600	Carteret Boro	23,190
Warren	75,930	Teaneck Twp	42,410	Roselle Boro	22,910
Hunterdon	73,100	Linden City	42,025	Lyndhurst Twp	22,900
Salem	63,105	West New York Town	40,795	Scotch Plains Twp	22,860
Cape May	62,925				
Total	7,382,985	Perth Amboy City	39,280	Hazlet Twp	22,770
		Piscataway Twp	38,840	Millville City	22,560
		Brick Twp	38,800	North Plainfield Boro	22,245
		Belleville Town	38,600	Pemberton Twp	21,985
		Kearny Town	38,330	South Plainfield Boro	21,700
		Fair Lawn Boro	38,090	Hillside Twp	21,695
		Hackensack City	37,790	Bridgeton City	21,200
		Pennsauken Twp	36,985	Millburn Twp	21,140
		East Brunswick Twp	36,300	Rutherford Boro	20,870
		Westfield Town	33,995	New Hanover Twp	20,860
		Ewing Twp	33,770	Elmwood Park Boro	20,760
		Orange City	33,590	Ocean Twp (Monmouth)	20,290
		Sayreville Boro	33,540	Dumont Boro	20,255
		Long Branch City	33,040	Lawrence Twp(Mercer)	20,200
		Fort Lee Boro	32,560	Morris Twp	19,940
		Nutley Town	32,435	Jackson Twp	19,640
		Franklin Twp (Somerset)	31,550	Rockaway Twp	19,410
		Garfield City	31,175	Hawthorne Boro	19,295

TABLE 2
(continued)

<u>MUNICIPALITY</u>	<u>POPULATION</u>	<u>MUNICIPALITY</u>	<u>POPULATION</u>	<u>MUNICIPALITY</u>	<u>POPULATION</u>
New Milford Boro	19,275	Pequannock Twp	14,600	Ridgefield Boro	11,355
Clark Twp	19,095	Roselle Park Boro	14,530	Hanover Twp	11,300
Cliffside Park Boro	18,980	Pennsville Twp	14,490	Ocean City	11,300
Matawan Twp	18,495	Denville Twp	14,360	Sparta Twp	11,225
West Milford Twp	18,275	New Providence Boro	14,130	Wallington Boro	11,210
North Arlington Boro	18,230	Pleasantville City	14,110	Berkeley Twp	11,205
Haddon Twp	18,175	Ridgefield Park Twp	14,060	Ringwood Boro	11,205
Phillipsburg Town	18,150	Princeton Twp	13,960	Maywood Boro	11,145
Maple Shade Twp	18,050	Mount Olive Twp	13,890	Mahwah Twp	11,110
Morristown Town	17,775	Somerville Boro	13,760	Ventnor City	10,915
Cinnaminson Twp	17,540	Bernards Twp	13,710	Freehold Boro	10,875
Collingswood Boro	17,450	Glassboro Boro	13,700	Fairview Boro	10,830
Asbury Park City	17,250	Hasbrouck Heights Boro	13,685	Audubon Boro	10,815
Wall Twp	17,235	Palisades Park Boro	13,510	Manchester Twp	10,800
North Brunswick Twp	17,140	Berkeley Heights Twp	13,420	Washington Twp (Bergen)	10,715
Washington Twp	16,950	Weehawken Twp	13,400	Runnemede Boro	10,675
Point Pleasant Boro	16,945	Manville Boro	13,325	Bound Brook Boro	10,645
Roxbury Twp	16,920	Marlboro Twp	13,220	Margate City	10,625
South Orange Vill	16,920	Haddonfield Boro	13,120	Delran Twp	10,615
Madison Boro	16,900	Eatontown Boro	13,110	Lower Twp	10,610
Wyckoff Twp	16,365	Secaucus Town	13,050	Hopewell Twp (Mercer)	10,440
Saddle Brook Twp	16,320	Glen Rock Boro	13,035	Pitman Boro	10,430
Metuchen Boro	16,260	Mount Holly Twp	12,950	Keansburg Boro	10,070
Monroe Twp (Gloucester)	16,150	Red Bank Boro	12,870	Stratford Boro	10,065
Bellmawr Boro	16,040	River Edge Boro	12,850	Fanwood Boro	10,000
South River Boro	16,000	Ramsey Boro	12,840	Mantua Twp	10,000
Moorestown Twp	15,910	Woodbury City	12,650	Hopatcong Boro	9,890
Springfield Twp	15,685	Burlington Twp	12,555	Hackettstown Town	9,720
Manalapan Twp	15,640	Waldwick Boro	12,475	Monroe Twp (Middlesex)	9,700
Middlesex Boro	15,400	Montville Twp	12,460	Chatham Boro	9,690
Dover Town	15,290	Little Falls Twp	12,425	South Amboy City	9,590
Cedar Grove Twp	15,195	Winslow Twp	12,415	North Hanover Twp	9,585
Verona Boro	15,125	Mount Laurel Twp	12,400	Matawan Boro	9,460
Lindenwold Boro	15,125	Princeton Boro	12,320	Haddon Heights Boro	9,400
Evesham Twp	15,060	West Paterson	12,195	Medford Twp	9,400
East Windsor Twp	14,975	West Caldwell Boro	12,180	Little Ferry Boro	9,375
South Brunswick Twp	14,950	Harrison Town	12,175	Kenilworth Boro	9,360
Jefferson Twp	14,950	Hammonton Town	12,100	Edgewater Park Twp	9,320
Gloucester City	14,865	Burlington City	12,010	Franklin Twp (Gloucester)	9,310
Tenafly Boro	14,835	Hillsdale Boro	11,990	Wanaque Boro	9,300
Oakland Boro	14,725	Egg Harbor Twp	11,780	Lincoln Park Boro	9,300
Highland Park Boro	14,710	Totowa Boro	11,780	Boonton Town	9,300
Freehold Twp	14,710	Pompton Lakes Boro	11,630	Middle Twp	9,185
West Deptford Twp	14,700	Hillsborough Twp	11,565	Northfield City	9,050
Randolph Twp	14,630	Westwood Boro	11,400	Bogota Boro	9,040

TABLE 2
(continued)

<u>MUNICIPALITY</u>	<u>POPULATION</u>	<u>MUNICIPALITY</u>	<u>POPULATION</u>	<u>MUNICIPALITY</u>	<u>POPULATION</u>
Somers Point City	8,980	Dunellen Boro	7,135	Clayton Boro	5,460
Warren Twp	8,975	Fairfield Boro	7,090	Berlin Boro	5,400
River Vale Twp	8,965	West Long Branch Boro	7,020	Fairfield Twp	5,340
Oradell Boro	8,960	Palmyra Boro	6,995	Garwood Boro	5,335
Park Ridge Boro	8,940	Vernon Twp	6,900	Northvale Boro	5,320
Leonia Boro	8,900	Hamilton Twp (Atlantic)	6,865	Westville Boro	5,305
Caldwell Boro	8,840	Carlstadt Boro	6,830	Atlantic Highlands	5,270
Florence Twp	8,800	North Caldwell Boro	6,800	Prospect Park Boro	5,230
Riverside Twp	8,710	Upper Deerfield Twp	6,790	Demarest Boro	5,195
Closter Boro	8,660	Haledon Boro	6,780	Beachwood Boro	5,060
East Rutherford Boro	8,655	Oceanport Boro	6,780	Manasquan Boro	5,035
Barrington Boro	8,570	Raritan Boro	6,770	Edgewater Boro	5,035
Glen Ridge Boro	8,540	Bernardsville Boro	6,760	Byram Twp	4,980
Woodridge Boro	8,540	Somerdale Boro	6,755	Medford Lakes Boro	4,970
Emerson Boro	8,535	Milltown Boro	6,730	Harrington Park Boro	4,960
Galloway Twp	8,530	Union Beach Boro	6,620	Point Pleasant Beach	4,900
New Shrewsbury Boro	8,480	Holmdel Twp	6,555	Watchung Boro	4,865
Chatham Twp	8,475	Rockaway Boro	6,540	Clementon Boro	4,840
Cresskill Boro	8,335	Lacey Twp	6,490	South Bound Brook Boro	4,795
Paulsboro Boro	8,260	Montgomery Twp	6,470	Mountain Lakes Boro	4,775
Midland Park Boro	8,240	Linwood City	6,420	Pittsgrove Twp	4,770
Florham Park Boro	8,220	Rochelle Park Twp	6,400	Egg Harbor City	4,770
Spotswood Boro	8,215	Absecon City	6,330	Bordentown City	4,750
Upper Saddle River	8,090	Allendale Boro	6,320	Spring Lake Heights	4,750
Bloomington Boro	8,060	Fair Haven Boro	6,205	Jamesburg Boro	4,685
Readington Twp	8,000	Branchburg Twp	6,205	Wantage Twp	4,665
East Hanover Twp	7,970	Colts Neck Twp	6,180	Oaklyn Boro	4,655
Salem City	7,935	Little Silver Boro	6,120	Roseland Boro	4,610
Kinnelon Boro	7,810	Washington Boro	6,120	Buena Vista Twp	4,580
Franklin Lakes Boro	7,770	Penns Grove Boro	6,095	Cape May City	4,475
North Haledon Boro	7,760	Belmar Boro	6,065	Norwood Boro	4,470
Voorhees Twp	7,725	Magnolia Boro	6,060	Green Brook Twp	4,440
Bordentown Twp	7,645	Englewood Cliffs Boro	5,985	Merchantville Boro	4,430
Washington Twp (Morris)	7,600	Southampton Twp	5,930	Chester Twp	4,425
Passaic Twp	7,600	Guttenberg Town	5,930	Lebanon Twp	4,400
Mountainside Boro	7,545	Berlin Twp	5,835	Lambertville City	4,400
Raritan Twp	7,530	Greenwich Twp (Gloucester)	5,790	Plumsted Twp	4,380
Butler Boro	7,510	Morris Plains Boro	5,670	Hohokus Boro	4,355
Rumson Boro	7,505	Wharton Boro	5,620	Lumberton Twp	4,345
West Windsor Twp	7,500	Mount Ephraim Boro	5,620	Bradley Beach Boro	4,330
Montvale Boro	7,500	Pine Hill Boro	5,610	Franklin Boro	4,310
Newton Town	7,400	Clinton Twp	5,580	Maurice River Twp	4,285
Keyport Boro	7,310	Neptune City Boro	5,570	Waterford Twp	4,235
Brigantine City	7,220	Hightstown Boro	5,560	Delanco Twp	4,210
Upper Penns Neck Twp	7,190	Woodcliff Lake Boro	5,560	Stafford Twp	4,185

TABLE 2
(continued)

<u>MUNICIPALITY</u>	<u>POPULATION</u>	<u>MUNICIPALITY</u>	<u>POPULATION</u>	<u>MUNICIPALITY</u>	<u>POPULATION</u>
So. Toms River Boro	4,160	Lakehurst Boro	3,090	Tabernacle Twp	2,325
Hopewell Twp (Cumberland)	4,100	Moonachie Boro	3,025	Wrightstown Boro	2,320
Flemington Boro	4,075	Hainesport Twp	3,020	Cranbury Twp	2,295
Old Tappan Boro	4,050	Upper Pittsgrove Twp	2,985	Hopewell Boro	2,295
Wildwood City	4,035	Netcong Boro	2,935	Stillwater Twp	2,295
Mendham Boro	4,010	Lawnside Boro	2,930	West Amwell Twp	2,260
Highlands Boro	3,995	Frankford Twp	2,915	Alexandria Twp	2,260
Pohatcong Twp	3,990	Brooklawn Boro	2,905	Sea Isle City	2,250
North Wildwood City	3,965	Alpha Boro	2,850	Hampton Twp	2,235
Mendham Twp	3,940	Pilesgrove Twp	2,825	Avon By The Sea Boro	2,230
Spring Lake Boro	3,900	Elk Twp	2,815	Sea Girt Boro	2,225
Little Egg Harbor Twp	3,890	Riverdale Boro	2,800	Harmony Twp	2,225
Mount Arlington Boro	3,870	Harrison Twp	2,755	Franklin Twp (Hunterdon)	2,220
Holland Twp	3,850	Belvidere Town	2,755	Winfield Twp	2,215
National Park Boro	3,800	Westampton Twp	2,735	Pennington Boro	2,175
Haworth Boro	3,770	Laurel Springs Boro	2,710	Monmouth Beach Boro	2,150
Mansfield Twp	3,735	East Amwell Twp	2,710	Independence Twp	2,140
Commercial Twp	3,730	Dennis Twp	2,705	Sussex Boro	2,130
Woodbury Heights Boro	3,720	Mansfield Twp (Burlington)	2,705	Oldmans Twp	2,120
Washington Twp (Warren)	3,720	Eastampton Twp	2,690	Woodland Twp	2,050
Upper Twp	3,670	Woodbine Boro	2,675	Tuckerton Boro	2,035
Wildwood Crest Boro	3,670	High Bridge Boro	2,675	Franklin Twp (Warren)	2,015
Mine Hill Twp	3,650	Bedminster Twp	2,675	Peapack Gladstone Boro	1,965
Brielle Boro	3,640	Gibbsboro Boro	2,665	East Newark Boro	1,945
Hardyston Twp	3,640	Quinton Twp	2,665	Mannington Twp	1,935
Mullica Twp	3,500	Millstone Twp	2,645	Union Twp	1,875
Long Beach Twp	3,485	Upper Freehold Twp	2,640	Hamburg Boro	1,865
Washington Twp (Mercer)	3,480	Alloway Twp	2,615	Clinton Town	1,855
Riverton Boro	3,445	Deerfield Twp	2,600	Logan Twp	1,850
East Greenwich Twp	3,400	Essex Fells Boro	2,560	Folsom Boro	1,845
Delaware Twp	3,395	Saddle River Boro	2,490	Downe Twp	1,800
Buena Boro	3,355	Swedesboro Boro	2,450	Knowlton Twp	1,755
Harding Twp	3,330	Wenonah Boro	2,445	Oxford Twp	1,755
Lopatcong Twp	3,330	South Hackensack Twp	2,445	Plainsboro Twp	1,670
Chesterfield Twp	3,325	Deal Boro	2,430	Allentown Boro	1,660
Shrewsbury Boro	3,325	White Twp	2,415	Avalon Boro	1,660
Andover Twp	3,300	Lawrence Twp (Cumberland)	2,400	Elmer Boro	1,640
Woodstown Boro	3,205	Union Twp (Hunterdon)	2,390	Newfield Boro	1,560
Boonton Twp	3,190	Ogdensburg Boro	2,380	Beach Haven Boro	1,555
Stanhope Boro	3,170	Ocean Twp (Ocean)	2,365	Lavallette Boro	1,535
Tewksbury Twp	3,140	Kingwood Twp	2,360	Green Twp	1,535
Beverly City	3,140	Blairstown Twp	2,355	Fredon Twp	1,530
Woodlynne Boro	3,125	Springfield Twp (Burl)	2,335	Greenwich Twp	1,515

TABLE 2
(continued)

<u>MUNICIPALITY</u>	<u>POPULATION</u>	<u>MUNICIPALITY</u>	<u>POPULATION</u>
Audubon Park Boro	1,495	Califon Boro	1,040
South Belmar Boro	1,495	West Cape May Boro	1,025
Frenchtown Boro	1,485	Allenhurst Boro	1,015
Bethlehem Twp	1,480	Helmetta Boro	980
Seaside Park Boro	1,465	Greenwich Twp	975
Pine Beach Boro	1,455	Bass River Twp	960
Sea Bright Boro	1,450	Rocky Hill Boro	925
Island Heights Boro	1,425	Branchville Boro	915
Shamong Twp	1,420	Lebanon Boro	905
Hampton Boro	1,415	Bloomsbury Boro	885
Lower Alloways Creek	1,415	Glen Gardner Boro	885
Pemberton Boro	1,400	Chesilhurst Boro	850
Chester Boro	1,385	Eagleswood Twp	845
Alpine Boro	1,365	Andover Boro	835
Farmingdale Boro	1,350	Roosevelt Boro	835
Sandyston Twp	1,335	Far Hills Boro	790
Seaside Heights Boro	1,315	Washington Twp (Burl)	690
Milford Boro	1,285	Millstone Boro	640
Hi-Nella Boro	1,285	Stockton Boro	620
South Harrison Twp	1,275	Fieldsboro Boro	620
Lafayette Twp	1,275	Barnegat Light Boro	615
Liberty Twp	1,255	Port Republic City	610
Stone Harbor Boro	1,230	Shiloh Boro	585
Longport Boro	1,225	Hardwick Twp	575
Surf City Boro	1,225	Estell Manor City	550
Elsinboro Twp	1,220	Harvey Cedars Boro	455
Montague Twp	1,210	Loch Arbour Vill	395
Shrewsbury Twp	1,210	Walpack Twp	390
Ship Bottom Boro	1,205	Mantoloking Boro	325
Allamuchy Twp	1,190	Rockleigh Boro	310
Interlaken Boro	1,190	Corbin City	260
Hope Twp	1,170	West Wildwood Boro	260
Woolwich Twp	1,160	Cape May Point Boro	210
Englishtown Boro	1,150	Pahaquarry Twp	70
Frelinghuysen Twp	1,125	Pine Valley Boro	25
Ocean Gate Boro	1,110	Teterboro Boro	20
Bay Head Boro	1,090	Tavistock Boro	15
Stow Creek Twp	1,085		
Victory Gardens Boro	1,050		
Weymouth Twp	1,045		

0100

Population 1970 175,043 Net Valuation Taxable
 Population 1972 181,940 1,304,699,001
 S & P Rating A Net Valuation on Which County Taxes
 Moody Rating BAA are apportioned:
 Land Area 66.97 Sq. Miles 1,398,278,655

ATLANTIC COUNTY -- Class 5

Form of Government:

Board of Chosen Freeholders

Number of Freeholders on Board — 7

PER CAPITA:

Gross Debt 79.01
 Net Debt 51.78
 Debt Service 3.95
 Total Tax Levy 64.21
 County Functions: 96.76

PER CENT:

Gross Debt 1.11
 Net Debt .72

EXPENDITURES		EXPENDITURES (cont'd.)		REVENUES REALIZED	
GENERAL GOVERNMENT		EDUCATION (excluding schools)		Property Taxes	11,682,038.79
Governing Body and Public Boards	134,215.63	County Superintendent of Schools	32,463.00	Collateral Inheritance Tax	68,203.91
County Clerk	322,328.00	Vocational Schools	445,651.00	Financial Business Tax	17,345.81
Financial Administration	174,706.00	County College	732,439.00	Franchise Tax	
Board of Taxation	42,758.00	County Extension Services	83,728.00	Bank Stock Tax	128,606.78
Planning, Housing, Development	132,128.43	Libraries		Other Miscellaneous Taxes	
Human Resources	60,234.00	Other Educational Services	12,482.70	State Aid Revenues	1,051,472.65
Elections	256,799.70	STATUTORY EXPENDITURES		Federal Aid Revenues	881,903.01
General Administration	409,345.56	Pensions and F.I.C.A.	581,367.00	State and Local Fiscal Assistance Act Utilized	
JUDICIARY		Employee Fringe Benefits	238,200.00	Institutional Revenues	1,534,420.58
Superior Court-Law Division	18,079.00	Other Statutory Expenditures		Courts	118,148.51
County Courts	268,496.13			County Clerk & Register	345,554.96
County District Courts	122,984.00	COUNTY FUNCTIONS TOTAL	15,297,872.43	Surrogate	62,303.93
Juvenile and Domestic Relations Courts		CAPITAL IMPROVEMENTS *MEMO	44,340.00	Sheriff	75,061.15
Jury Commission and Jurors' Fees	13,724.50	DEBT SERVICE		Other Miscellaneous Revenues	496,606.37
Law Library	600.00	Principal Payments	460,000.00	Other Revenues, Revenue Sharing, Tax Effort	446.00
Prosecutor's Office	524,616.00	Interest Payments	258,368.37	TOTAL	16,462,112.45
Surrogate's Office	93,458.60			Prior Years Surplus Appropriated	950,000.00
Probation Office	273,401.54	DEFERRED CHARGES	287,990.52	REVENUES TOTAL	17,412,112.45
County Clerk (Judicial Functions)		RESERVE FOR UNCOLLECTED TAXES		CURRENT FINANCES DECEMBER 31, 1972	
Sheriff's Office (Judicial Functions)		Emergency Employ. Act-1971	1,299,927.67	ASSETS	
Other Judicial	25,550.00	EXPENDITURES TOTAL	17,604,158.99	Cash Dec. 31,	2,666,515.24
PUBLIC SAFETY				Taxes Receivable	186,336.17
County Police		CAPITAL DEBT AUTHORIZED, DECEMBER 31,		Emergencies and Other Deferred Charges	329,237.00
Sheriff's Office	527,552.00	ISSUED AND UNISSUED GROSS DEBT	NET DEBT	State Aid Receivable	804,771.00
Civil Defense and Disaster Control	10,494.00	School		Other Receivable	298,347.36
Environmental Inspection and Control		Self-liquidating		TOTAL	4,285,206.77
Weights and Measures	16,133.00	Other	14,374,175		
Correctional and Penal	654,435.50	Total	14,374,175	LIABILITIES RESERVES, AND SURPLUS	
Other Public Safety				Cash Liabilities	3,259,570.91
PUBLIC WORKS		ISSUED AND OUTSTANDING		Reserves For Receivables	484,683.53
Roads and Bridges, Streets, Drainage		School		Surplus Dec. 31,	540,952.33
State Aid Motor Vehicle Fund	998,040.00	Self-liquidating		TOTAL	4,285,206.77
County Funds	384,241.13	Other			
Other Roads and Bridges		Total	12,588,170.00		
Public Buildings and Grounds	421,956.00	Equalized Valuation Basis			
Other Public Works		for Net Debt Computation	1,300,829,008.33		
HEALTH AND WELFARE		CAPITAL OUTLAY TOTAL	1,845,105.56		
County Health Department	449,440.00	Public Enterprises			
Mental Health Activities	2,002,543.00	Recreation—Culture			
Tubercular Patient Care	4,000.00	Public Works	288,838.40		
County Hospitals, Homes	1,141,045.92	Buildings and Grounds	56,267.16		
County Aid to Hospitals	45,500.00	Library and Education	1,500,000.00		
Health Clinics		Conservation			
Mosquito Extermination	184,705.00	All Other			
Health Services Except Environmental	23,000.00				
County Welfare Board	2,950,799.09				
Child Welfare	313,374.00				
Other Welfare Services	153,375.00				
RECREATION AND CONSERVATION					
Parks, Playgrounds, Shade Trees	17,483.00				
Land Reclamation and Conservation					
Other Recreational Services					

COUNTY ATLANTIC

COUNTY SEAT Mays Landing

Form of Government: Board of Chosen Freeholders 7 Members

Number of Constituent Municipalities 23

Population Census 1970 175,043

Population Estimated 1972 181,940

Land Area — Square Miles 566.97

Net Valuation on which County Taxes are Apportioned \$1,398,278,655

Tax Rate per \$100 0.842

Tax Levy \$11,682,038.79

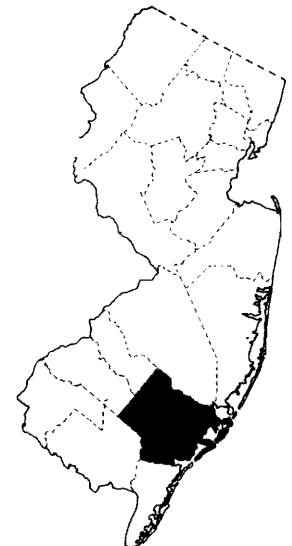
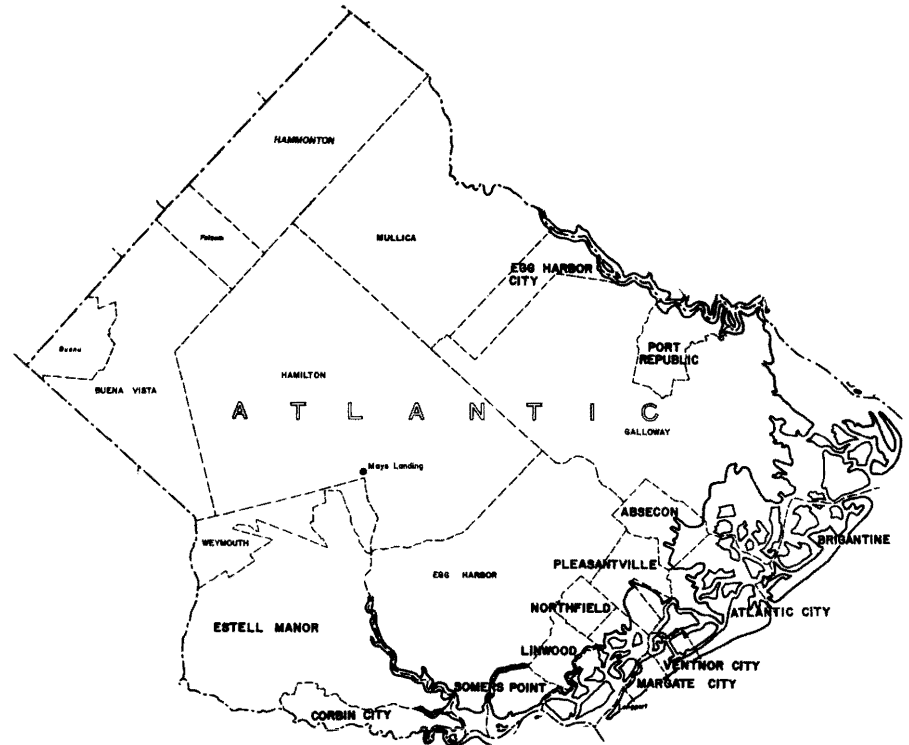
Distribution of Ratables:

Class	Line Items	Assessed Valuation	% of Valuations
Vacant Land	40,967	\$ 96,800,283	7.63
Residential	49,363	710,534,608	56.02
Farm	2,279	24,411,610	1.92
Commercial	5,002	334,859,523	26.40
Industrial	166	17,293,053	1.36
Apartments	707	84,531,340	6.67
TOTAL	98,484	1,268,430,417	100.00

Bond Ratings:

Moody's Baa

Standard & Poor's A



0200

Population 1970 897,148

Population 1972 911,405

S & P Rating

Moody Rating AA

Land Area 234.57 Sq. Miles

Net Valuation Taxable

8,942,799,827

Net Valuation on Which County Taxes

are apportioned:

10,994,657,360

BERGEN COUNTY — Class 1

Form of Government:

Board of Chosen Freeholders

Number of Freeholders on Board — 9

PER CAPITA:

Gross Debt 83.01

Net Debt 83.01

Debt Service 6.38

Total Tax Levy 45.93

County Functions: 79.25

PER CENT:

Gross Debt .73

Net Debt .73

EXPENDITURES		EXPENDITURES (cont'd.)		REVENUES REALIZED	
GENERAL GOVERNMENT		EDUCATION (excluding schools)		Property Taxes	41,859,167.62
Governing Body and Public Boards	312,712.00	County Superintendent of Schools	104,388.00	Collateral Inheritance Tax	384,474.88
County Clerk	553,296.00	Vocational Schools	2,703,741.00	Financial Business Tax	203,324.49
Financial Administration	394,092.00	County College	2,916,382.00	Franchise Tax	
Board of Taxation	165,990.00	County Extension Services	81,076.00	Bank Stock Tax	628,285.91
Planning, Housing, Development	172,366.00	Libraries		Other Miscellaneous Taxes	9,210.73
Human Resources	811,123.00	Other Educational Services	277,216.00	State Aid Revenues	851,935.27
Elections	1,088,181.00	STATUTORY EXPENDITURES		Federal Aid Revenues	4,017,640.35
General Administration	1,979,078.00	Pensions and F.I.C.A.	3,105,904.61	State and Local Fiscal Assistance Act Utilized	
JUDICIARY		Employee Fringe Benefits	659,000.00	Institutional Revenues	10,542,427.59
Superior Court-Law Division		Other Statutory Expenditures		Courts	682,104.99
County Courts	1,960,649.00			County Clerk & Register	1,486,408.20
County District Courts	794,457.00	COUNTY FUNCTIONS	61,934,236.31	Surrogate	229,640.42
Juvenile and Domestic Relations Courts	337,213.00	CAPITAL IMPROVEMENTS *MEMO	1,160,147.91	Sheriff	239,033.38
Jury Commission and Jurors' Fees	384,730.00	DEBT SERVICE		Other Miscellaneous Revenues	4,402,220.35
Law Library	27,232.00	Principal Payments	3,350,000.00	Other Revenues, Revenue Sharing, Tax Effort	
Prosecutor's Office	1,481,844.00	Interest Payments	2,466,007.50	TOTAL	65,535,874.18
Surrogate's Office	227,417.00			Prior Years Surplus Appropriated	7,000,000.00
Probation Office	986,399.00			REVENUES	72,535,874.18
County Clerk (Judicial Functions)		DEFERRED CHARGES	682,876.72		
Sheriff's Office (Judicial Functions)		RESERVE FOR UNCOLLECTED TAXES		CURRENT FINANCES DECEMBER 31, 1972	
Other Judicial		Emergency Employ. Act-1971	3,799,212.00	ASSETS	
PUBLIC SAFETY		EXPENDITURES	72,232,332.53	Cash Dec. 31,	13,305,532.14
County Police	1,503,547.00	CAPITAL DEBT AUTHORIZED, DECEMBER 31,		Taxes Receivable	
Sheriff's Office	534,055.00	ISSUED AND UNISSUED		Emergencies and Other Deferred Charges	
Civil Defense and Disaster Control	31,722.00	School		State Aid Receivable	1,838,026.00
Environmental Inspection and Control		Self-liquidating		Other Receivable	104,700.06
Weights and Measures	66,070.00	Other	75,658,692	TOTAL	15,248,258.20
Correctional and Penal	1,323,631.00	Total	75,658,692		
Other Public Safety	402,567.00			LIABILITIES RESERVES, AND SURPLUS	
PUBLIC WORKS		ISSUED AND OUTSTANDING		Cash Liabilities	13,388,419.28
Roads and Bridges, Streets, Drainage	14,000.00	School		Reserves For Receivables	104,700.06
State Aid Motor Vehicle Fund	559,820.00	Self-liquidating		Surplus Dec. 31,	1,755,138.86
County Funds	1,975,993.00	Other		TOTAL	15,248,258.20
Other Roads and Bridges		Total	63,030,000.00		
Public Buildings and Grounds	2,502,182.00				
Other Public Works	1,278,555.00	Equalized Valuation Basis			
HEALTH AND WELFARE		for Net Debt Computation	10,416,781,298.67		
County Health Department	468,507.00	CAPITAL OUTLAY			
Mental Health Activities	2,657,260.00	TOTAL			
Tubercular Patient Care		Public Enterprises			
County Hospitals, Homes	16,856,518.00	Recreation—Culture			
County Aid to Hospitals	500,000.00	Public Works			
Health Clinics		Buildings and Grounds			
Mosquito Extermination	727,304.00	Library and Education			
Health Services Except Environmental	7,500.00	Conservation			
County Welfare Board	2,320,287.79	All Other			
Child Welfare	2,689,105.00				
Other Welfare Services	521,617.00				
RECREATION AND CONSERVATION					
Parks, Playgrounds, Shade Trees	3,469,508.91				
Land Reclamation and Conservation					
Other Recreational Services					

COUNTY BERGEN

COUNTY SEAT Hackensack

Form of Government: Board of Chosen Freeholders 9 Members

Number of Constituent Municipalities 70

Population Census 1970 898,012

Population Estimated 1972 911,405

Land Area - Square Miles 234.57

Net Valuation on which County Taxes are Apportioned \$10,994,657,360

Tax Rate per \$100 0.383

Tax Levy \$41,859,167.62

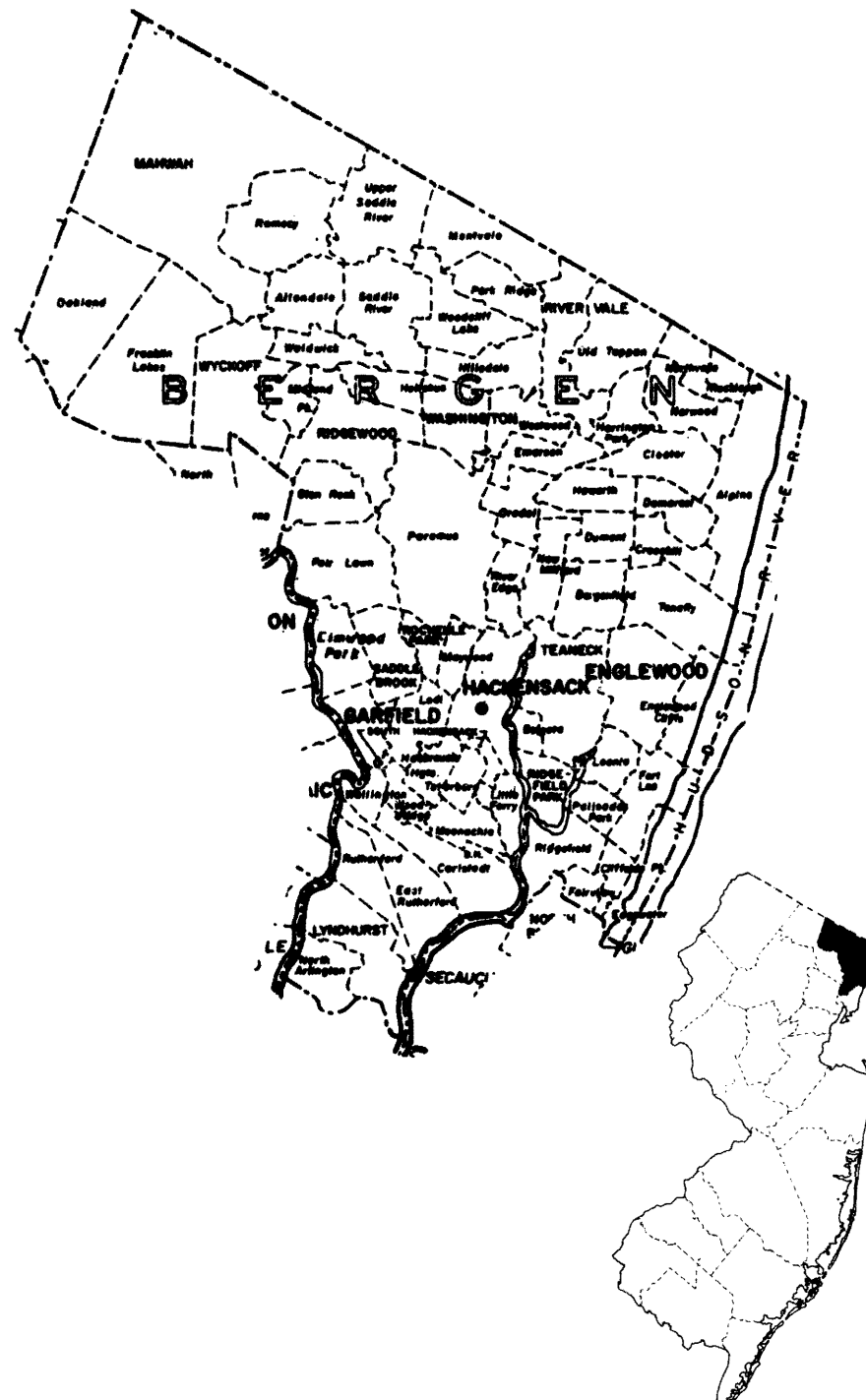
Distribution of Ratables:

Class	Line Items	Assessed Valuation	% of Valuations
Vacant Land	16,072	\$ 304,260,995	3.45
Residential	197,570	5,925,585,692	67.16
Farm	376	12,143,970	0.14
Commercial	9,828	1,067,001,745	12.09
Industrial	2,821	943,147,814	10.69
Apartments	1,548	570,820,677	6.47
TOTAL	228,215	\$8,822,960,893	100.00

Bond Ratings:

Moody's Aa

Standard & Poor's



0300

Population 1970 323,132
 Population 1972 335,190
 S & P Rating AA
 Moody Rating AA
 Land Area 817.64 Sq. Miles

Net Valuation Taxable
 1,963,309,945
 Net Valuation on Which County Taxes
 are apportioned:
 2,366,363,499

BURLINGTON COUNTY — Class 2

Form of Government:

Board of Chosen Freeholders

Number of Freeholders on Board — 5

PER CAPITA:

Gross Debt 32.35
 Net Debt 31.99
 Debt Service 2.68
 Total Tax Levy 43.85
 County Functions: 61.96

PER CENT:

Gross Debt .55
 Net Debt .54

EXPENDITURES		EXPENDITURES (cont'd.)		REVENUES REALIZED	
GENERAL GOVERNMENT		EDUCATION (excluding schools)		Property Taxes	14,699,506.27
Governing Body and Public Boards	152,675.00	County Superintendent of Schools	65,529.00	Collateral Inheritance Tax	70,352.26
County Clerk	329,779.00	Vocational Schools	1,034,950.00	Financial Business Tax	8,688.90
Financial Administration	242,068.60	County College	1,650,358.00	Franchise Tax	
Board of Taxation	64,686.00	County Extension Services	62,928.00	Bank Stock Tax	120,676.09
Planning, Housing, Development	122,300.00	Libraries		Other Miscellaneous Taxes	
Human Resources	25,000.00	Other Educational Services	37,500.00	State Aid Revenues	1,346,258.84
Elections	217,688.00	STATUTORY EXPENDITURES		Federal Aid Revenues	1,830,606.01
General Administration	398,485.03	Pensions and F.I.C.A.	630,685.92	State and Local Fiscal Assistance Act Utilized	
JUDICIARY		Employee Fringe Benefits	287,500.00	Institutional Revenues	1,137,854.84
Superior Court-Law Division		Other Statutory Expenditures		Courts	51,998.00
County Courts	313,929.14			County Clerk & Register	686,501.78
County District Courts	69,459.00	COUNTY FUNCTIONS TOTAL	18,052,103.75	Surrogate	45,838.63
Juvenile and Domestic Relations Courts	42,772.00	CAPITAL IMPROVEMENTS *MEMO	765,000.00	Sheriff	74,504.99
Jury Commission and Jurors' Fees	125,500.00	DEBT SERVICE		Other Miscellaneous Revenues	544,297.27
Law Library	5,500.00	Principal Payments	440,000.00	Other Revenues, Revenue Sharing, Tax Effort	
Prosecutor's Office	365,400.00	Interest Payments	457,750.33	TOTAL	20,617,083.88
Surrogate's Office	65,266.00			Prior Years Surplus Appropriated	1,100,000.00
Probation Office	365,008.00	DEFERRED CHARGES	50,845.91	REVENUES TOTAL	21,717,083.88
County Clerk (Judicial Functions)		RESERVE FOR UNCOLLECTED TAXES		CURRENT FINANCES DECEMBER 31, 1972	
Sheriff's Office (Judicial Functions)		Emergency Employ. Act-1971	1,766,799.00	ASSETS	
Other Judicial		EXPENDITURES TOTAL	20,767,498.99	Cash Dec. 31,	5,667,236.29
PUBLIC SAFETY		CAPITAL DEBT AUTHORIZED, DECEMBER 31,		Taxes Receivable	
County Police		ISSUED AND UNISSUED GROSS DEBT		Emergencies and Other Deferred Charges	
Sheriff's Office	302,136.00	School		State Aid Receivable	1,842,217.41
Civil Defense and Disaster Control	82,506.00	Self-liquidating		Other Receivable	121,341.11
Environmental Inspection and Control		Other	10,842,178	TOTAL	7,630,794.81
Weights and Measures	40,664.00	Total	10,842,178	LIABILITIES RESERVES, AND SURPLUS	
Correctional and Penal	330,921.00			Cash Liabilities	5,943,663.63
Other Public Safety		ISSUED AND OUTSTANDING		Reserves For Receivables	121,341.11
PUBLIC WORKS		School		Surplus Dec. 31,	1,565,790.07
Roads and Bridges, Streets, Drainage	621,966.78	Self-liquidating		TOTAL	7,630,794.81
State Aid Motor Vehicle Fund	588,352.50	Other			
County Funds	2,880,156.50	Total	9,683,000.00		
Other Roads and Bridges		Equalized Valuation Basis			
Public Buildings and Grounds	409,579.00	for Net Debt Computation	1,988,628,503.67		
Other Public Works		CAPITAL OUTLAY TOTAL	104,327.00		
HEALTH AND WELFARE					
County Health Department	544,847.93	Public Enterprises	56,744.50		
Mental Health Activities	1,770,730.00	Recreation—Culture			
Tubercular Patient Care	1,000.00	Public Works	87.00		
County Hospitals, Homes	1,059,668.00	Buildings and Grounds	29,810.15		
County Aid to Hospitals	164,000.00	Library and Education	17,685.35		
Health Clinics		Conservation			
Mosquito Extermination	250,000.00	All Other			
Health Services Except Environmental	87,500.00				
County Welfare Board	1,539,730.00				
Child Welfare	268,135.35				
Other Welfare Services	119,244.00				
RECREATION AND CONSERVATION					
Parks, Playgrounds, Shade Trees	15,000.00				
Land Reclamation and Conservation					
Other Recreational Services	1,000.00				

COUNTY BURLINGTON

COUNTY SEAT Mount Holly

Form of Government: Board of Chosen Freeholders 5 Members

Number of Constituent Municipalities 40

Population Census 1970 323,132

Population Estimated 1972 335,190

Land Area — Square Miles 817.64

Net Valuation on which County Taxes are Apportioned \$2,366,363,499

Tax Rate per \$100 0.627

Tax Levy \$14,699,506.27

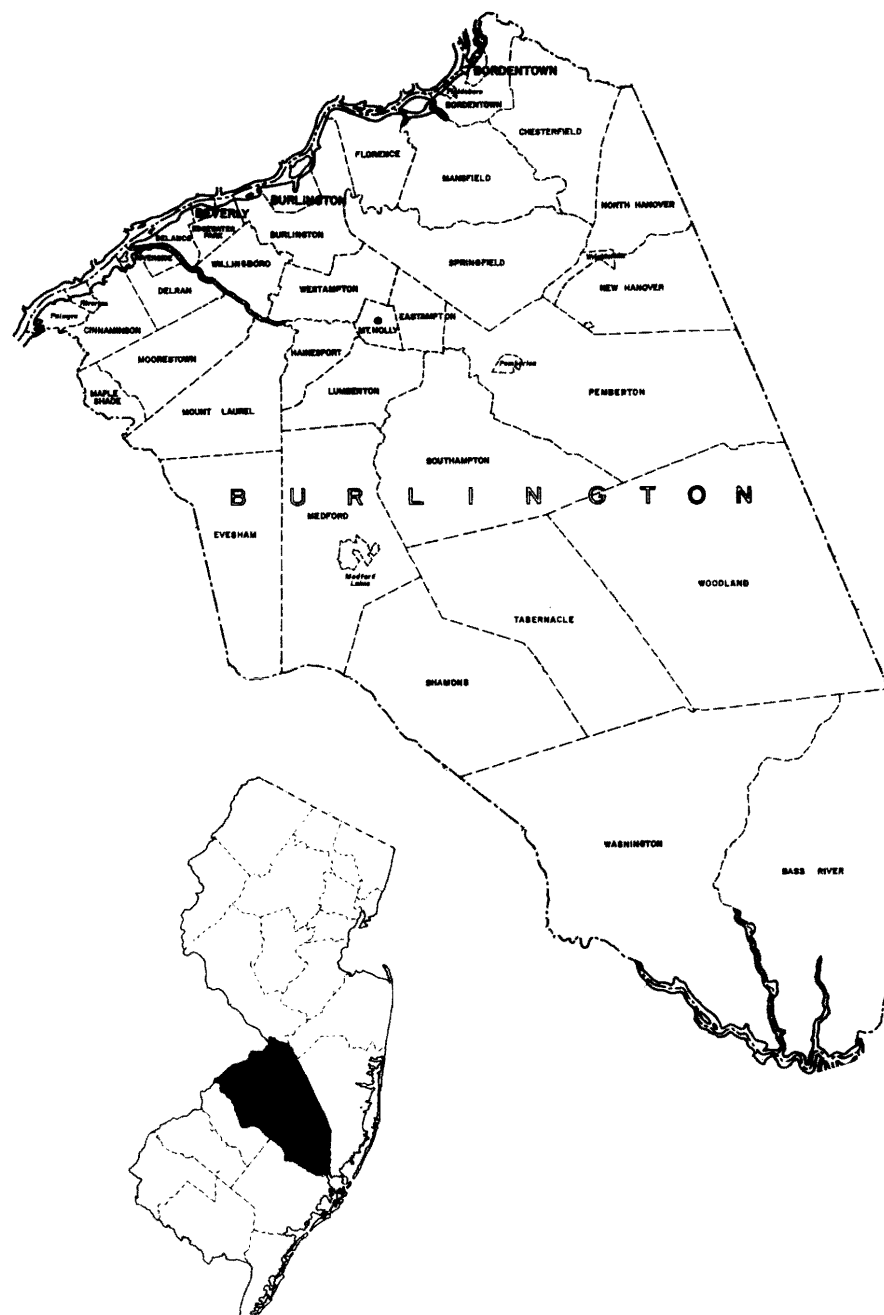
Distribution of Ratables:

Class	Line Items	Assessed Valuation	% of Valuations
Vacant Land	20,684	\$ 106,922,085	5.56
Residential	70,095	1,292,362,004	67.22
Farm	4,417	72,930,911	3.79
Commercial	3,638	252,535,045	13.13
Industrial	395	107,790,403	5.61
Apartments	305	90,103,310	4.69
TOTAL	99,534	\$1,922,643,758	100.00

Bond Ratings:

Moody's Aa

Standard & Poor's AA



0400

Population 1970 456,291
 Population 1972 474,055
 S & P Rating A
 Moody Rating A
 Land Area 222.01 Sq. Miles

Net Valuation Taxable 2,465,145,772
 Net Valuation on Which County Taxes
 are apportioned:
 3,004,315,462

CAMDEN COUNTY — Class 2
 Form of Government:
 Board of Chosen Freeholders
 Number of Freeholders on Board — 7

PER CAPITA:

Gross Debt 68.28
 Net Debt 59.45
 Debt Service 5.22
 Total Tax Levy 64.24
 County Functions: 85.72

PER CENT:

Gross Debt 1.16
 Net Debt 1.01

EXPENDITURES		EXPENDITURES (cont'd.)		REVENUES REALIZED	
GENERAL GOVERNMENT		EDUCATION (excluding schools)		Property Taxes	30,452,009.36
Governing Body and Public Boards	195,924.00	County Superintendent of Schools	35,700.00	Collateral Inheritance Tax	108,632.28
County Clerk	665,540.00	Vocational Schools	2,886,697.50	Financial Business Tax	74,841.60
Financial Administration	118,164.00	County College	940,790.00	Franchise Tax	
Board of Taxation	52,076.00	County Extension Services	98,062.00	Bank Stock Tax	283,390.64
Planning, Housing, Development	335,985.00	Libraries		Other Miscellaneous Taxes	
Human Resources	42,887.00	Other Educational Services	35,000.00	State Aid Revenues	2,481,259.14
Elections	587,807.00	STATUTORY EXPENDITURES		Federal Aid Revenues	1,607,960.00
General Administration	1,253,601.00	Pensions and F.I.C.A.	1,589,500.00	State and Local Fiscal Assistance Act Utilized	
JUDICIARY		Employee Fringe Benefits	553,100.00	Institutional Revenues	2,537,147.42
Superior Court-Law Division		Other Statutory Expenditures		Courts	174,123.80
County Courts	753,443.00			County Clerk & Register	709,281.40
County District Courts	173,678.00	COUNTY FUNCTIONS TOTAL	36,561,279.42	Surrogate	76,472.02
Juvenile and Domestic Relations Courts	149,592.00	CAPITAL IMPROVEMENTS *MEMO	750,000.00	Sheriff	184,789.11
Jury Commission and Jurors' Fees	219,146.00	DEBT SERVICE		Other Miscellaneous Revenues	1,486,866.16
Law Library	4,000.00	Principal Payments	1,275,000.00	Other Revenues, Revenue Sharing, Tax Effort	
Prosecutor's Office	882,974.00	Interest Payments	1,197,794.50	TOTAL	40,176,772.93
Surrogate's Office	94,215.00			Prior Years Surplus Appropriated	3,800,000.00
Probation Office	710,088.00	DEFERRED CHARGES	34,151.89	REVENUES TOTAL	43,976,772.93
County Clerk (Judicial Functions)		RESERVE FOR UNCOLLECTED TAXES			
Sheriff's Office (Judicial Functions)		Emergency Employ. Act-1971	1,568,133.56	CURRENT FINANCES DECEMBER 31, 1972	
Other Judicial		EXPENDITURES TOTAL	40,636,359.37	ASSETS	
PUBLIC SAFETY		CAPITAL DEBT AUTHORIZED, DECEMBER 31,		Cash Dec. 31,	11,414,229.24
County Police	29,500.00	ISSUED AND UNISSUED GROSS DEBT		Taxes Receivable	514,743.57
Sheriff's Office	259,357.00	School		Emergencies and Other Deferred Charges	474,736.97
Civil Defense and Disaster Control	24,991.00	Self-liquidating		State Aid Receivable	453,436.95
Environmental Inspection and Control		Other	32,366,871	Other Receivable	448,584.31
Weights and Measures	38,918.00	Total	32,366,871	TOTAL	13,305,731.04
Correctional and Penal	1,388,596.00			LIABILITIES RESERVES, AND SURPLUS	
Other Public Safety	87,085.00	ISSUED AND OUTSTANDING		Cash Liabilities	5,622,258.97
PUBLIC WORKS		School		Reserves For Receivables	963,327.88
Roads and Bridges, Streets, Drainage	15,500.00	Self-liquidating		Surplus Dec. 31,	6,720,144.19
State Aid Motor Vehicle Fund	470,780.00	Other		TOTAL	13,305,731.04
County Funds	1,797,687.00	Total	31,496,300.00		
Other Roads and Bridges		Equalized Valuation Basis for Net Debt Computation	2,780,704,881.67		
Public Buildings and Grounds	2,398,248.00	CAPITAL OUTLAY TOTAL	5,412,380.50		
Other Public Works	85,267.47	Public Enterprises			
HEALTH AND WELFARE		Recreation—Culture			
County Health Department	595,412.00	Public Works	1,411,837.81		
Mental Health Activities	2,067,500.00	Buildings and Grounds	199,830.47		
Tubercular Patient Care	2,500.00	Library and Education	3,800,712.22		
County Hospitals, Homes	5,632,766.00	Conservation			
County Aid to Hospitals		All Other			
Health Clinics	144,172.00				
Mosquito Extermination	240,354.00				
Health Services Except Environmental	13,403.00				
County Welfare Board	6,445,374.00				
Child Welfare	630,000.00				
Other Welfare Services	1,034,210.00				
RECREATION AND CONSERVATION					
Parks, Playgrounds, Shade Trees	781,689.45				
Land Reclamation and Conservation					
Other Recreational Services					

COUNTY CAMDEN

COUNTY SEAT Camden

Form of Government: Board of Chosen Freeholders 7 Members

Number of Constituent Municipalities 37

Population Census 1970 456,291

Population Estimated 1972 474,055

Land Area — Square Miles 222.01

Net Valuation on which County Taxes are Apportioned \$3,004,315,462

Tax Rate per \$100 1.025

Tax Levy \$30,452,009.37

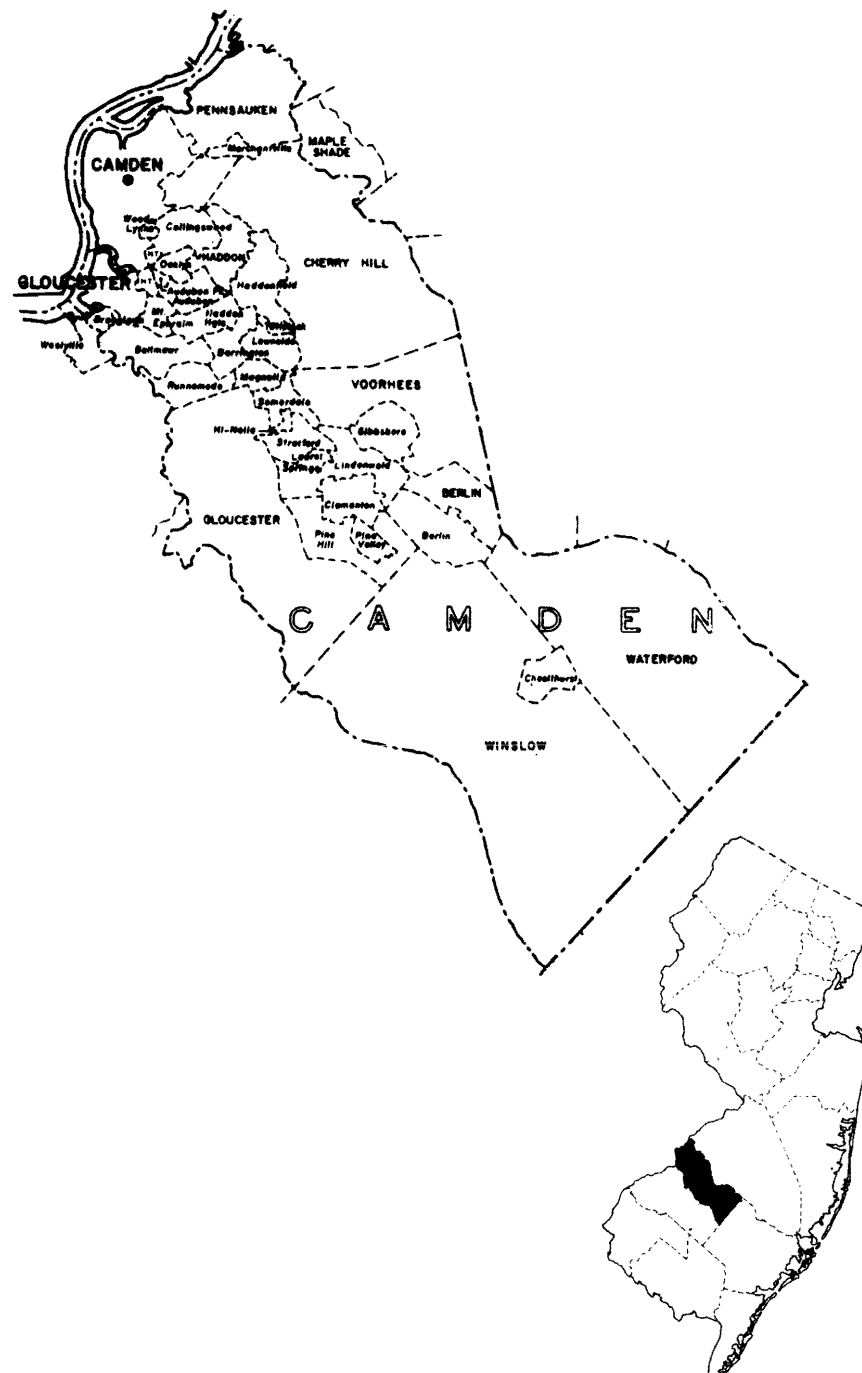
Distribution of Ratables:

Class	Line Items	Assessed Valuation	% of Valuations
Vacant Land	17,631	\$ 81,439,054	3.39
Residential	111,295	1,533,534,266	63.90
Farm	1,166	17,954,210	0.75
Commercial	7,278	464,690,370	19.36
Industrial	673	143,738,039	5.99
Apartments	524	158,721,110	6.61
TOTAL	138,567	\$2,400,077,049	100.00

Bond Ratings:

Moody's A

Standard & Poor's A



0500

Population 1970 59,554
 Population 1972 62,925
 S & P Rating BBB
 Moody Rating BAA
 Land Area 263.37 Sq. Miles

Net Valuation Taxable 926,687,822
 Net Valuation on Which County Taxes are apportioned: 1,109,490,886

CAPE MAY COUNTY — Class 6
 Form of Government:
 Board of Chosen Freeholders
 Number of Freeholders on Board — 5

PER CAPITA:
 Gross Debt 129.99
 Net Debt 64.33
 Debt Service 9.28
 Total Tax Levy 94.02
 County Functions: 141.52

PER CENT:
 Gross Debt .78
 Net Debt .39

EXPENDITURES		EXPENDITURES (cont'd.)		REVENUES REALIZED	
GENERAL GOVERNMENT		EDUCATION (excluding schools)		Property Taxes	5,916,043.13
Governing Body and Public Boards	119,439.75	County Superintendent of Schools	38,007.00	Collateral Inheritance Tax	31,398.16
County Clerk	204,589.00	Vocational Schools	258,000.00	Financial Business Tax	
Financial Administration	83,430.00	County College		Franchise Tax	
Board of Taxation	46,157.40	County Extension Services	61,087.00	Bank Stock Tax	54,614.93
Planning, Housing, Development	114,391.00	Libraries		Other Miscellaneous Taxes	
Human Resources	89,150.00	Other Educational Services	93,516.74	State Aid Revenues	347,436.45
Elections	142,257.00	STATUTORY EXPENDITURES		Federal Aid Revenues	660,146.49
General Administration	394,830.00	Pensions and F.I.C.A.	391,360.93	State and Local Fiscal Assistance Act Utilized	
JUDICIARY		Employee Fringe Benefits	190,000.00	Institutional Revenues	1,007,056.19
Superior Court-Law Division		Other Statutory Expenditures		Courts	30,952.21
County Courts	92,816.00			County Clerk & Register	327,221.06
County District Courts	3,500.00			Surrogate	27,727.05
Juvenile and Domestic Relations Courts				Sheriff	44,179.14
Jury Commission and Jurors' Fees	91,320.60			Other Miscellaneous Revenues	480,754.33
Law Library	13,974.00	COUNTY FUNCTIONS	7,572,948.02	Other Revenues, Revenue Sharing, Tax Effort	
Prosecutor's Office	205,506.00	CAPITAL IMPROVEMENTS *MEMO	844,000.00	TOTAL	8,927,529.14
Surrogate's Office	56,826.00	DEBT SERVICE		Prior Years Surplus Appropriated	1,050,000.00
Probation Office	159,150.40	Principal Payments	320,000.00	REVENUES	9,977,529.14
County Clerk (Judicial Functions)		Interest Payments	263,729.29		
Sheriff's Office (Judicial Functions)					
Other Judicial		DEFERRED CHARGES	228,666.25		
PUBLIC SAFETY		RESERVE FOR UNCOLLECTED TAXES			
County Police		Emergency Employ. Act-1971	519,751.00	CURRENT FINANCES DECEMBER 31, 1972	
Sheriff's Office	122,272.11	EXPENDITURES	8,905,094.56	ASSETS	
Civil Defense and Disaster Control	28,970.00			Cash Dec. 31,	2,735,734.17
Environmental Inspection and Control		CAPITAL DEBT AUTHORIZED, DECEMBER 31,		Taxes Receivable	120,794.16
Weights and Measures	26,165.00	ISSUED AND UNISSUED		Emergencies and Other Deferred Charges	10,000.00
Correctional and Penal	251,651.48	School		State Aid Receivable	317,151.69
Other Public Safety		Self-liquidating		Other Receivable	41,764.10
PUBLIC WORKS		Other	8,179,913	TOTAL	3,225,444.12
Roads and Bridges, Streets, Drainage	264,300.00	Total	8,179,913		
State Aid Motor Vehicle Fund	48,000.00			LIABILITIES RESERVES, AND SURPLUS	
County Funds	730,514.00			Cash Liabilities	1,818,260.14
Other Roads and Bridges		ISSUED AND OUTSTANDING		Reserves For Receivables	162,558.26
Public Buildings and Grounds	426,630.00	School		Surplus Dec. 31,	1,244,625.72
Other Public Works	158,071.00	Self-liquidating		TOTAL	3,225,444.12
Other Public Works		Other			
HEALTH AND WELFARE		Total	7,526,000.00		
County Health Department	344,449.52	Equalized Valuation Basis			
Mental Health Activities	377,500.00	for Net Debt Computation	1,050,949,993.00		
Tubercular Patient Care	1,000.00	CAPITAL OUTLAY	299,698.44		
County Hospitals, Homes	812,916.00	TOTAL			
County Aid to Hospitals	40,000.00				
Health Clinics	3,000.00	Public Enterprises			
Mosquito Extermination	314,455.09	Recreation—Culture			
Health Services Except Environmental	7,900.00	Public Works	109,694.65		
County Welfare Board	576,112.75	Buildings and Grounds	101,642.55		
Child Welfare	59,025.00	Library and Education	88,361.24		
Other Welfare Services	70,707.25	Conservation			
RECREATION AND CONSERVATION		All Other			
Parks, Playgrounds, Shade Trees	60,000.00				
Land Reclamation and Conservation					
Other Recreational Services					

COUNTY CAPE MAY

COUNTY SEAT Cape May Court House

Form of Government: Board of Chosen Freeholders 5 Members

Number of Constituent Municipalities 16

Population Census 1970 59,554

Population Estimated 1972 62,925

Land Area – Square Miles 226.10

Net Valuation on which County Taxes are Apportioned \$1,109,490,886

Tax Rate per \$100 0.533

Tax Levy \$5,916,043.13

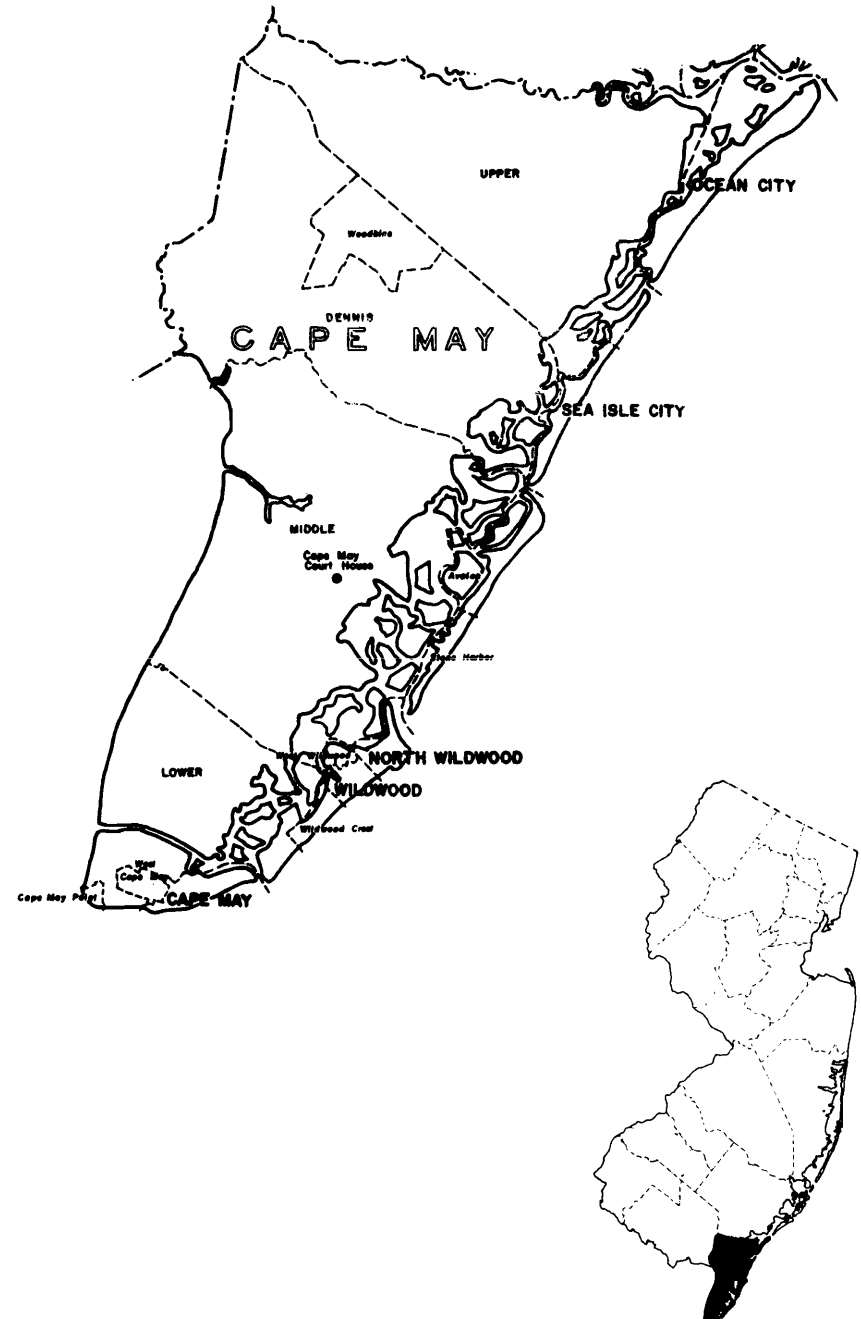
Distribution of Ratables:

Class	Line Items	Assessed Valuation	% of Valuations
Vacant Land	21,921	\$ 59,279,861	6.49
Residential	39,609	614,573,270	67.28
Farm	370	3,297,265	0.36
Commercial	2,844	166,099,155	18.17
Industrial	58	6,138,320	0.67
Apartments	1,099	64,183,710	7.03
TOTAL	65,901	\$ 913,481,581	100.00

Bond Ratings:

Moody's Baa

Standard & Poor's ---



0600

Population 1970 121,374
 Population 1972 128,445
 S & P Rating
 Moody Rating **AA**
 Land Area **501.73** Sq. Miles

Net Valuation Taxable
 625,089,217
 Net Valuation on Which County Taxes
 are apportioned:
 696,046,293

CUMBERLAND COUNTY — Class 3

Form of Government:

Board of Chosen Freeholders

Number of Freeholders on Board — 7

PER CAPITA:

Gross Debt **95.64**
 Net Debt **90.59**
 Debt Service **11.50**
 Total Tax Levy **64.06**
 County Functions: **93.21**

PER CENT:

Gross Debt **1.94**
 Net Debt **1.84**

EXPENDITURES		EXPENDITURES (cont'd.)		REVENUES REALIZED	
GENERAL GOVERNMENT		EDUCATION (excluding schools)		Property Taxes	8,228,411.47
Governing Body and Public Boards	104,218.82	County Superintendent of Schools	43,377.00	Collateral Inheritance Tax	43,986.50
County Clerk	124,237.18	Vocational Schools	265,000.00	Financial Business Tax	13,083.17
Financial Administration	134,970.00	County College	415,000.00	Franchise Tax	
Board of Taxation	10,000.00	County Extension Services	65,800.00	Bank Stock Tax	70,447.10
Planning, Housing, Development	107,958.00	Libraries	75,000.00	Other Miscellaneous Taxes	
Human Resources		Other Educational Services	12,230.00	State Aid Revenues	1,149,633.30
Elections	113,802.00	STATUTORY EXPENDITURES		Federal Aid Revenues	758,559.84
General Administration	308,566.00	Pensions and F.I.C.A.	370,950.00	State and Local Fiscal Assistance Act Utilized	
JUDICIARY		Employee Fringe Benefits	194,741.00	Institutional Revenues	967,325.01
Superior Court-Law Division	8,273.00	Other Statutory Expenditures		Courts	37,458.40
County Courts	253,544.00	COUNTY FUNCTIONS TOTAL	9,524,973.16	County Clerk & Register	133,663.10
County District Courts	25,536.00	CAPITAL IMPROVEMENTS *MEMO	60,000.00	Surrogate	35,835.67
Juvenile and Domestic Relations Courts	44,158.00	DEBT SERVICE		Sheriff	42,580.62
Jury Commission and Jurors' Fees	68,110.00	Principal Payments	816,000.00	Other Miscellaneous Revenues	418,255.74
Law Library	6,340.00	Interest Payments	660,637.50	Other Revenues, Revenue Sharing, Tax Effort	
Prosecutor's Office	160,601.00	DEFERRED CHARGES	135,760.95	Prior Years Surplus Appropriated	11,899,239.92
Surrogate's Office	51,168.00	RESERVE FOR UNCOLLECTED TAXES		REVENUES TOTAL	12,149,239.92
Probation Office	160,918.00	Emergency Employ. Act-1971	834,614.99	CURRENT FINANCES DECEMBER 31, 1972	
County Clerk (Judicial Functions)		EXPENDITURES TOTAL	11,971,986.60	ASSETS	
Sheriff's Office (Judicial Functions)				Cash Dec. 31,	1,489,718.90
Other Judicial				Taxes Receivable	
PUBLIC SAFETY		CAPITAL DEBT AUTHORIZED, DECEMBER 31,		Emergencies and Other Deferred Charges	44,166.67
County Police		ISSUED AND UNISSUED GROSS DEBT	NET DEBT	State Aid Receivable	642,096.41
Sheriff's Office	142,978.00	School		Other Receivable	159,515.24
Civil Defense and Disaster Control	17,050.00	Self-liquidating	12,284,505	TOTAL	2,335,497.22
Environmental Inspection and Control		Other	11,635,245	LIABILITIES RESERVES, AND SURPLUS	
Weights and Measures	24,840.00	Total	11,635,245	Cash Liabilities	1,544,545.56
Correctional and Penal	336,088.00			Reserves For Receivables	159,515.24
Other Public Safety				Surplus Dec. 31,	631,436.42
PUBLIC WORKS		ISSUED AND OUTSTANDING		TOTAL	2,335,497.22
Roads and Bridges, Streets, Drainage	15,546.60	School			
State Aid Motor Vehicle Fund	387,252.00	Self-liquidating			
County Funds	384,217.00	Other			
Other Roads and Bridges		Total	12,284,410.00		
Public Buildings and Grounds	122,824.00	Equalized Valuation Basis	12,284,410.00		
Other Public Works		for Net Debt Computation	632,987,690.00		
HEALTH AND WELFARE		CAPITAL OUTLAY TOTAL	1,026,300.02		
County Health Department	297,384.56	Public Enterprises			
Mental Health Activities	1,252,268.00	Recreation—Culture			
Tubercular Patient Care	1,060.00	Public Works	206,750.59		
County Hospitals, Homes	984,431.00	Buildings and Grounds			
County Aid to Hospitals	116,883.00	Library and Education	819,549.43		
Health Clinics	16,888.00	Conservation			
Mosquito Extermination	115,000.00	All Other			
Health Services Except Environmental	10,240.00				
County Welfare Board	1,533,000.00				
Child Welfare	502,135.00				
Other Welfare Services	119,690.00				
RECREATION AND CONSERVATION					
Parks, Playgrounds, Shade Trees					
Land Reclamation and Conservation	3,500.00				
Other Recreational Services	17,200.00				

COUNTY CUMBERLAND

COUNTY SEAT Bridgeton

Form of Government: Board of Chosen Freeholders 7 Members

Number of Constituent Municipalities 14

Population Census 1970 121,374

Population Estimated 1972 128,445

Land Area — Square Miles 501.73

Net Valuation on which County Taxes are Apportioned \$696,046,293

Tax Rate per \$100 1.197

Tax Levy \$8,228,411.47

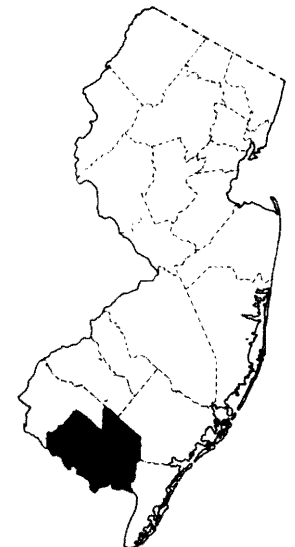
Distribution of Ratables:

Class	Line Items	Assessed Valuation	% of Valuations
Vacant Land	15,409	\$ 31,424,341	5.17
Residential	29,498	341,606,845	56.17
Farm	4,655	54,016,860	8.88
Commercial	2,490	98,670,672	16.23
Industrial	328	59,497,500	9.78
Apartments	110	22,914,750	3.77
TOTAL	52,490	\$ 608,130,968	100.00

Bond Ratings:

Moody's Aa

Standard & Poor's --



0700

Population 1970 932,457
 Population 1972 940,410
 S & P Rating AA
 Moody Rating A-1
 Land Area 127.44 Sq. Miles

Net Valuation Taxable 5,464,524,038
 Net Valuation on Which County Taxes are apportioned: 6,781,769,895

ESSEX COUNTY — Class 1
 Form of Government:
 Board of Chosen Freeholders
 Number of Freeholders on Board — 9

PER CAPITA:
 Gross Debt 92.66
 Net Debt 88.82
 Debt Service 8.57
 Total Tax Levy 96.89
 County Functions: 130.81

PER CENT:
 Gross Debt 1.39
 Net Debt 1.33

EXPENDITURES		EXPENDITURES (cont'd.)		REVENUES REALIZED	
GENERAL GOVERNMENT					
Governing Body and Public Boards	247,422.10	EDUCATION (excluding schools)		Property Taxes	91,111,874.86
County Clerk	1,247,092.00	County Superintendent of Schools	119,443.00	Collateral Inheritance Tax	514,683.05
Financial Administration	647,440.00	Vocational Schools	3,583,980.00	Financial Business Tax	160,984.88
Board of Taxation	150,875.00	County College	3,385,228.00	Franchise Tax	776,231.91
Planning, Housing, Development	211,470.00	County Extension Services	118,579.00	Bank Stock Tax	944,410.02
Human Resources	142,486.00	Libraries		Other Miscellaneous Taxes	
Elections	1,182,753.83	Other Educational Services	150,000.00	State Aid Revenues	14,637,192.70
General Administration	2,390,936.00	STATUTORY EXPENDITURES		Federal Aid Revenues	425,898.31
JUDICIARY		Pensions and F.I.C.A.	6,004,120.00	State and Local Fiscal Assistance Act Utilized	
Superior Court-Law Division		Employee Fringe Benefits	1,710,832.38	Institutional Revenues	4,946,562.19
County Courts	3,551,784.00	Other Statutory Expenditures		Courts	667,916.58
County District Courts	1,012,678.00			County Clerk & Register	1,026,418.34
Juvenile and Domestic Relations Courts	344,728.00	COUNTY FUNCTIONS TOTAL	114,065,394.93	Surrogate	286,858.64
Jury Commission and Jurors' Fees	837,882.00	CAPITAL IMPROVEMENTS *MEMO	500,000.00	Sheriff	442,019.00
Law Library	73,740.00	DEBT SERVICE		Other Miscellaneous Revenues	2,299,116.44
Prosecutor's Office	2,954,390.00	Principal Payments	4,644,000.00	Other Revenues, Revenue Sharing, Tax Effort	186,133.65
Surrogate's Office	320,569.00	Interest Payments	3,418,009.00	TOTAL	118,426,300.57
Probation Office	3,484,487.00			Prior Years Surplus Appropriated	5,500,000.00
County Clerk (Judicial Functions)		DEFERRED CHARGES	289,392.53	REVENUES TOTAL	123,926,300.57
Sheriff's Office (Judicial Functions)		RESERVE FOR UNCOLLECTED TAXES			
Other Judicial		Emergency Employ. Act-1971	593,757.06	CURRENT FINANCES DECEMBER 31, 1972	
PUBLIC SAFETY		EXPENDITURES TOTAL	123,010,553.52	ASSETS	
County Police	40,426.00	CAPITAL DEBT AUTHORIZED, DECEMBER 31,		Cash Dec. 31,	17,630,714.30
Sheriff's Office	2,378,719.00	ISSUED AND UNISSUED		Taxes Receivable	
Civil Defense and Disaster Control	54,010.00	GROSS DEBT		Emergencies and Other Deferred Charges	1,876,023.88
Environmental Inspection and Control		School		State Aid Receivable	
Weights and Measures	72,636.00	Self-liquidating		Other Receivable	1,673.87
Correctional and Penal	8,515,977.00	Other	87,133,933	TOTAL	19,508,412.05
Other Public Safety	455,068.00	Total	87,133,933		
PUBLIC WORKS		ISSUED AND OUTSTANDING		LIABILITIES RESERVES, AND SURPLUS	
Roads and Bridges, Streets, Drainage		School		Cash Liabilities	11,288,153.02
State Aid Motor Vehicle Fund	339,579.97	Self-liquidating		Reserves For Receivables	1,673.87
County Funds	2,727,032.03	Other		Surplus Dec. 31,	8,218,585.16
Other Roads and Bridges		Total	64,465,000.00	TOTAL	19,508,412.05
Public Buildings and Grounds	5,904,813.00	Equalized Valuation Basis			
Other Public Works		for Net Debt Computation	6,262,576,218.33		
HEALTH AND WELFARE		CAPITAL OUTLAY TOTAL	8,107,365.77		
County Health Department	584,510.00				
Mental Health Activities	25,556,461.80	Public Enterprises			
Tubercular Patient Care	13,000.00	Recreation—Culture	500,000.00		
County Hospitals, Homes	4,125,261.82	Public Works	6,209,493.05		
County Aid to Hospitals		Buildings and Grounds	413,657.86		
Health Clinics	55,000.00	Library and Education	984,214.86		
Mosquito Extermination	583,439.00	Conservation			
Health Services Except Environmental		All Other			
County Welfare Board	19,180,709.00				
Child Welfare	1,110,180.00				
Other Welfare Services	1,365,185.00				
RECREATION AND CONSERVATION					
Parks, Playgrounds, Shade Trees	7,130,472.00				
Land Reclamation and Conservation					
Other Recreational Services					

COUNTY ESSEX

COUNTY SEAT Newark

Form of Government: Board of Chosen Freeholders 9 Members

Number of Constituent Municipalities 22

Population Census 1970 932,299

Population Estimated 1972 940,410

Land Area — Square Miles 127.44

Net Valuation on which County Taxes are Apportioned \$6,781,769,895

Tax Rate per \$100 1.377

Tax Levy \$91,111,874.86

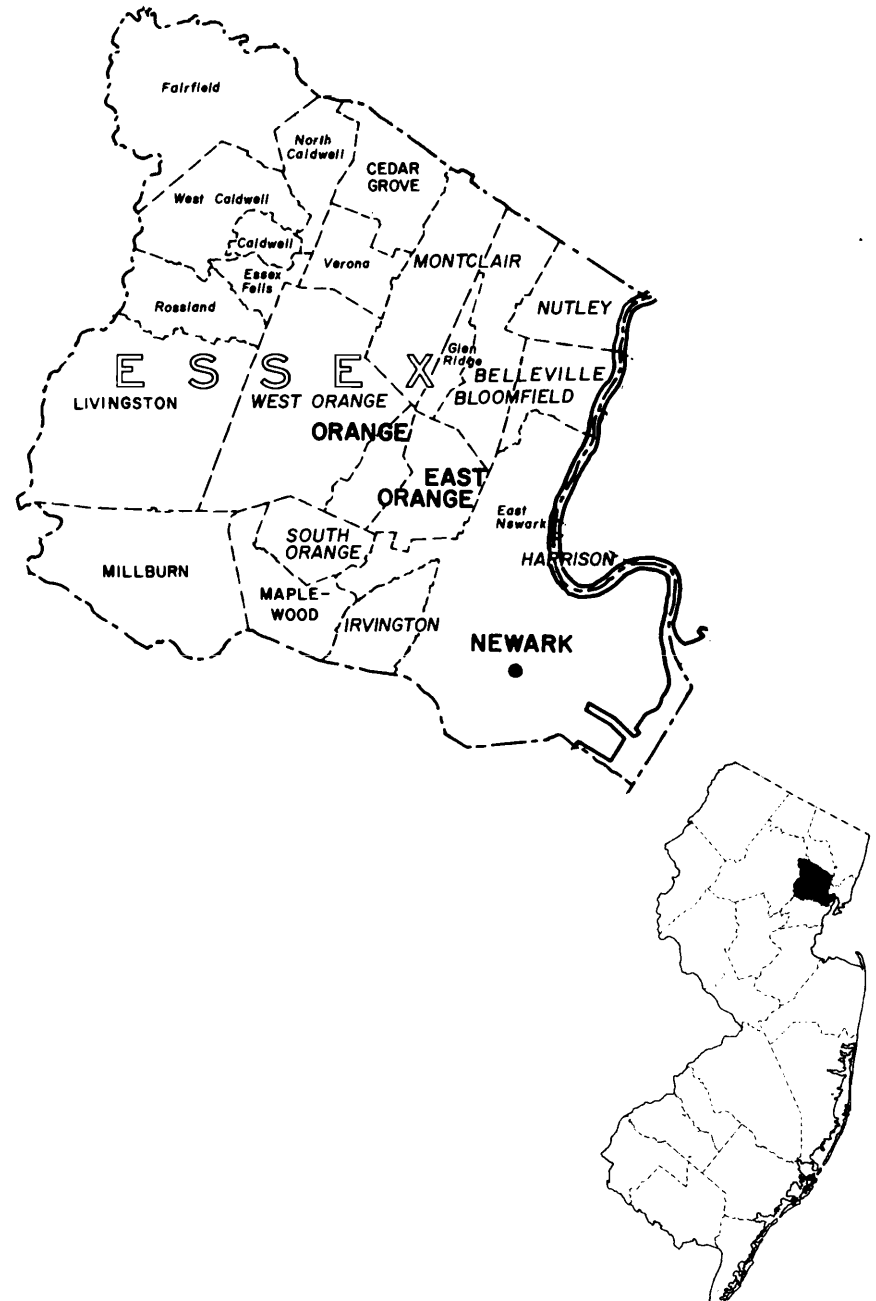
Distribution of Ratables:

Class	Line Items	Assessed Valuation	% of Valuations
Vacant Land	8,842	\$ 104,828,700	1.97
Residential	136,160	3,208,970,100	60.42
Farm	56	2,494,200	0.05
Commercial	12,757	974,999,000	18.36
Industrial	2,597	474,700,000	8.94
Apartments	4,813	544,989,900	10.26
TOTAL	165,225	5,310,981,900	100.00

Bond Ratings:

Moody's Aa

Standard & Poor's AA



0800

Population 1970 172,681
 Population 1972 180,460
 S & P Rating A
 Moody Rating A
 Land Area 328.36 Sq. Miles

Net Valuation Taxable
 1,017,273,097
 Net Valuation on Which County Taxes
 are apportioned:
 1,232,243,201

GLOUCESTER COUNTY — Class 3

Form of Government:

Board of Chosen Freeholders

Number of Freeholders on Board — 7

PER CAPITA:

Gross Debt 35.16
 Net Debt 35.16
 Debt Service 1.28
 Total Tax Levy 42.20
 County Functions: 61.75

PER CENT:

Gross Debt .56
 Net Debt .56

EXPENDITURES		EXPENDITURES (cont'd.)		REVENUES REALIZED	
GENERAL GOVERNMENT		EDUCATION (excluding schools)		Property Taxes	7,614,537.05
Governing Body and Public Boards	134,335.00	County Superintendent of Schools	36,773.00	Collateral Inheritance Tax	
County Clerk	180,435.00	Vocational Schools	110,230.00	Financial Business Tax	
Financial Administration	49,500.00	County College	746,366.35	Franchise Tax	
Board of Taxation	65,630.00	County Extension Services	65,225.00	Bank Stock Tax	85,462.95
Planning, Housing, Development	78,360.00	Libraries		Other Miscellaneous Taxes	
Human Resources	37,784.25	Other Educational Services	25,200.00	State Aid Revenues	545,811.86
Elections	248,990.00	STATUTORY EXPENDITURES		Federal Aid Revenues	1,062,316.00
General Administration	225,954.00	Pensions and F.I.C.A.	295,500.00	State and Local Fiscal Assistance Act Utilized	
JUDICIARY		Employee Fringe Benefits	143,000.00	Institutional Revenues	280,382.27
Superior Court-Law Division	3,660.00	Other Statutory Expenditures		Courts	29,018.26
County Courts	200,654.00	COUNTY FUNCTIONS TOTAL	9,639,952.75	County Clerk & Register	314,072.48
County District Courts	42,570.00	CAPITAL IMPROVEMENTS *MEMO	240,000.00	Surrogate	35,859.12
Juvenile and Domestic Relations Courts		DEBT SERVICE		Sheriff	49,082.24
Jury Commission and Jurors' Fees	73,000.00	Principal Payments	100,000.00	Other Miscellaneous Revenues	311,480.54
Law Library	4,500.00	Interest Payments	130,527.50	Other Revenues, Revenue Sharing, Tax Effort	
Prosecutor's Office	207,165.00	DEFERRED CHARGES	73,668.28	TOTAL	10,328,022.77
Surrogate's Office	58,798.00	RESERVE FOR UNCOLLECTED TAXES		Prior Years Surplus Appropriated	1,170,525.20
Probation Office	335,332.52	Emergency Employ. Act-1971	1,198,419.64	REVENUES TOTAL	11,498,547.97
County Clerk (Judicial Functions)		EXPENDITURES TOTAL	11,142,568.17	CURRENT FINANCES DECEMBER 31, 1972	
Sheriff's Office (Judicial Functions)	46,140.00	CAPITAL DEBT AUTHORIZED, DECEMBER 31,		ASSETS	
Other Judicial		ISSUED AND UNISSUED GROSS DEBT		Cash Dec. 31,	3,655,999.10
PUBLIC SAFETY		School		Taxes Receivable	132,170.73
County Police		Self-liquidating		Emergencies and Other Deferred Charges	
Sheriff's Office	143,735.45	Other	6,345,000	State Aid Receivable	1,430,796.11
Civil Defense and Disaster Control	9,650.00	Total	6,345,000	Other Receivable	20.00
Environmental Inspection and Control				TOTAL	5,218,985.94
Weights and Measures	21,463.00	ISSUED AND OUTSTANDING		LIABILITIES RESERVES, AND SURPLUS	
Correctional and Penal	389,422.00	School		Cash Liabilities	4,146,419.42
Other Public Safety		Self-liquidating		Reserves For Receivables	132,190.73
PUBLIC WORKS		Other		Surplus Dec. 31,	940,375.79
Roads and Bridges, Streets, Drainage	388,822.30	Total	2,295,000.00	TOTAL	5,218,985.94
State Aid Motor Vehicle Fund	1,452,981.70	Equalized Valuation Basis			
County Funds		for Net Debt Computation	1,132,627,359.33		
Other Roads and Bridges		CAPITAL OUTLAY TOTAL	20,723.65		
Public Buildings and Grounds	327,010.00	Public Enterprises			
Other Public Works	24,100.00	Recreation—Culture			
HEALTH AND WELFARE		Public Works			
County Health Department	256,150.00	Buildings and Grounds	20,547.15		
Mental Health Activities	742,380.00	Library and Education	176.50		
Tubercular Patient Care	3,000.00	Conservation			
County Hospitals, Homes	490,060.00	All Other			
County Aid to Hospitals	130,000.00				
Health Clinics					
Mosquito Extermination	111,000.00				
Health Services Except Environmental	500.00				
County Welfare Board	1,268,807.18				
Child Welfare	290,964.00				
Other Welfare Services	130,170.00				
RECREATION AND CONSERVATION					
Parks, Playgrounds, Shade Trees	44,635.00				
Land Reclamation and Conservation					
Other Recreational Services					

COUNTY GLOUCESTER

COUNTY SEAT Woodbury

Form of Government: Board of Chosen Freeholders 7 Members

Number of Constituent Municipalities 24

Population Census 1970 172,681

Population Estimated 1972 180,460

Land Area — Square Miles 328.36

Net Valuation on which County Taxes are Apportioned \$1,232,243,201

Tax Rate per \$100 0.622

Tax Levy \$7,614,537.05

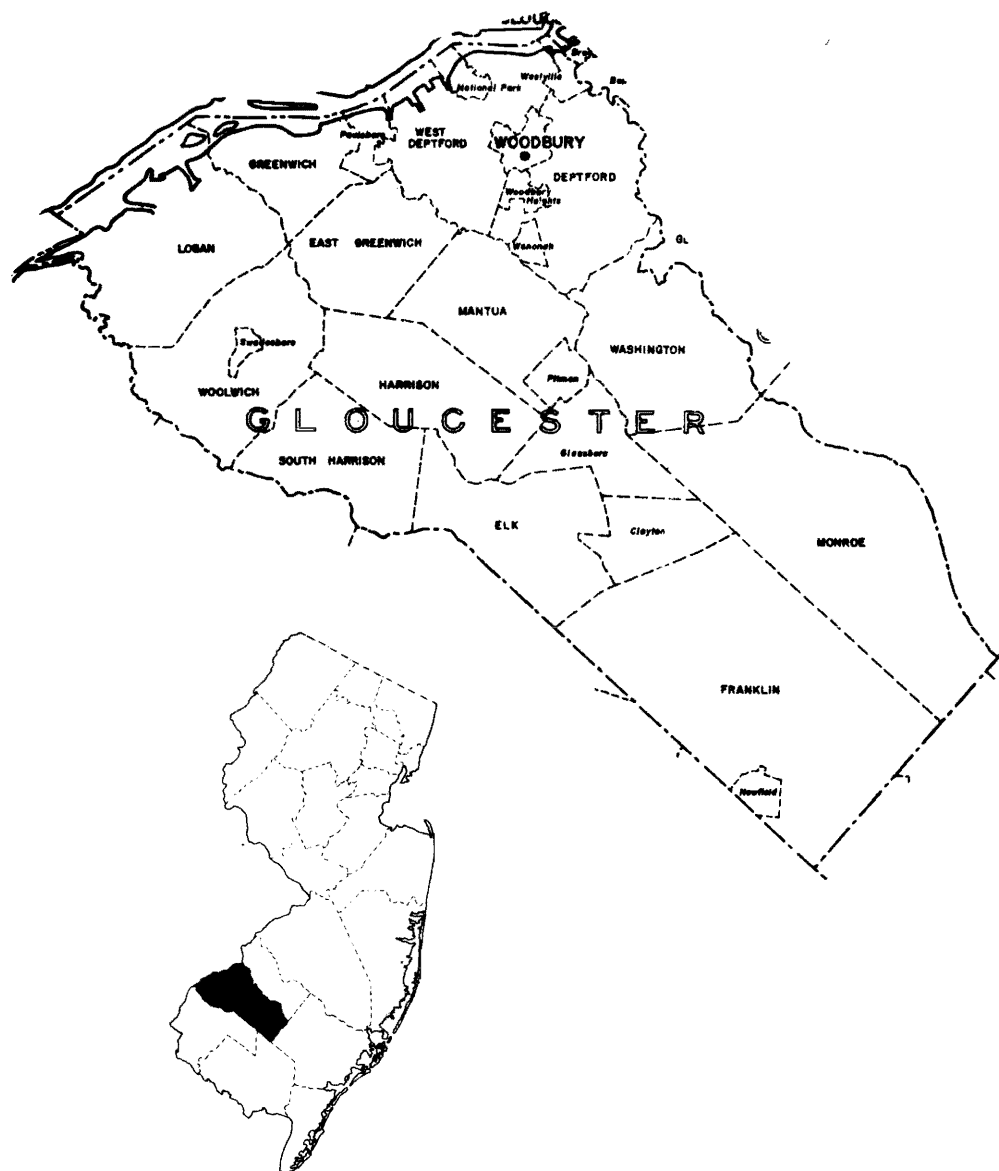
Distribution of Ratables:

Class	Line Items	Assessed Valuation	% of Valuations
Vacant Land	14,686	\$ 56,413,470	5.65
Residential	42,002	554,992,320	55.58
Farm	4,273	49,531,766	4.96
Commercial	2,601	132,866,650	13.31
Industrial	152	174,150,000	17.44
Apartments	131	30,559,200	3.06
TOTAL	68,345	\$ 998,513,406	100.00

Bond Ratings:

Moody's A

Standard & Poor's A



0900

Population 1970 607,839
 Population 1972 613,250
 S & P Rating
 Moody Rating **BAA**
 Land Area **46.42** Sq. Miles

Net Valuation Taxable
 2,664,184,383
 Net Valuation on Which County Taxes
 are apportioned:
 3,603,735,520

HUDSON COUNTY — Class 1
 Form of Government:
 Board of Chosen Freeholders
 Number of Freeholders on Board — 9

PER CAPITA:
 Gross Debt **52.92**
 Net Debt **48.62**
 Debt Service **6.41**
 Total Tax Levy **80.43**
 County Functions: **113.49**

PER CENT:
 Gross Debt **.98**
 Net Debt **.90**

EXPENDITURES		EXPENDITURES (cont'd.)		REVENUES REALIZED	
GENERAL GOVERNMENT					
Governing Body and Public Boards	422,700.00	EDUCATION (excluding schools)		Property Taxes	49,323,096.00
County Clerk	465,300.00	County Superintendent of Schools	31,500.00	Collateral Inheritance Tax	165,545.64
Financial Administration	442,200.00	Vocational Schools	100,000.00	Financial Business Tax	60,361.08
Board of Taxation	124,500.00	County College		Franchise Tax	
Planning, Housing, Development	179,000.00	County Extension Services		Bank Stock Tax	316,963.59
Human Resources		Libraries		Other Miscellaneous Taxes	
Elections	1,327,050.00	Other Educational Services	282,247.76	State Aid Revenues	5,019,436.68
General Administration	1,600,500.00	STATUTORY EXPENDITURES		Federal Aid Revenues	3,941,467.25
JUDICIARY		Pensions and F.I.C.A.	1,469,573.25	State and Local Fiscal Assistance Act Utilized	
Superior Court-Law Division		Employee Fringe Benefits		Institutional Revenues	6,720,193.16
County Courts	1,988,352.00	Other Statutory Expenditures		Courts	390,437.15
County District Courts	571,250.00			County Clerk & Register	499,501.75
Juvenile and Domestic Relations Courts	417,225.00	COUNTY FUNCTIONS	56,861,151.91	Surrogate	110,856.73
Jury Commission and Jurors' Fees	297,000.00	CAPITAL IMPROVEMENTS	300,000.00	Sheriff	137,717.00
Law Library		DEBT SERVICE		Other Miscellaneous Revenues	971,720.24
Prosecutor's Office	1,491,211.32	Principal Payments	2,330,000.00	Other Revenues, Revenue Sharing, Tax Effort	74,502.16
Surrogate's Office	165,000.00	Interest Payments	1,599,434.19	TOTAL	67,731,798.43
Probation Office	1,056,400.00			Prior Years Surplus Appropriated	4,137,820.00
County Clerk (Judicial Functions)		DEFERRED CHARGES	4,831,901.75	REVENUES	TOTAL
Sheriff's Office (Judicial Functions)		RESERVE FOR UNCOLLECTED TAXES			71,869,618.43
Other Judicial		Emergency Employ. Act-1971	3,975,188.00	CURRENT FINANCES DECEMBER 31, 1972	
PUBLIC SAFETY		EXPENDITURES	69,597,675.85	ASSETS	
County Police	1,704,000.00			Cash Dec. 31,	11,026,429.37
Sheriff's Office	637,000.00	CAPITAL DEBT AUTHORIZED, DECEMBER 31,		Taxes Receivable	
Civil Defense and Disaster Control	17,700.00	ISSUED AND UNISSUED		Emergencies and Other Deferred Charges	
Environmental Inspection and Control				State Aid Receivable	444,261.55
Weights and Measures	28,200.00	School		Other Receivable	8,018,782.71
Correctional and Penal	2,194,739.58	Self-liquidating		TOTAL	19,489,473.63
Other Public Safety		Other	32,454,000		
		Total	32,454,000		
PUBLIC WORKS				LIABILITIES RESERVES, AND SURPLUS	
Roads and Bridges, Streets, Drainage	317,300.00	ISSUED AND OUTSTANDING		Cash Liabilities	9,280,569.86
State Aid Motor Vehicle Fund	244,888.00	School		Reserves For Receivables	8,018,782.71
County Funds	1,251,600.00	Self-liquidating		Surplus Dec. 31,	2,190,121.06
Other Roads and Bridges		Other	29,326,000.00	TOTAL	19,489,473.63
Public Buildings and Grounds	1,443,100.00	Total	29,326,000.00		
Other Public Works		Equalized Valuation Basis for Net Debt Computation	3,300,088,425.33		
HEALTH AND WELFARE		CAPITAL OUTLAY	537,944.23		
County Health Department	286,400.00				
Mental Health Activities	9,831,200.00	Public Enterprises			
Tubercular Patient Care	10,480.00	Recreation—Culture			
County Hospitals, Homes	12,152,900.00	Public Works	325,028.75		
County Aid to Hospitals	304,000.00	Buildings and Grounds	212,915.48		
Health Clinics	63,000.00	Library and Education			
Mosquito Extermination	150,000.00	Conservation			
Health Services Except Environmental	17,500.00	All Other			
County Welfare Board	9,507,650.00				
Child Welfare	2,977,485.00				
Other Welfare Services	171,000.00				
RECREATION AND CONSERVATION					
Parks, Playgrounds, Shade Trees	1,120,000.00				
Land Reclamation and Conservation					
Other Recreational Services					

COUNTY HUDSON

COUNTY SEAT Jersey City

Form of Government: Board of Chosen Freeholders 9 Members

Number of Constituent Municipalities 12

Population Census 1970 609,266

Population Estimated 1972 613,250

Land Area — Square Miles 46.42

Net Valuation on which County Taxes are Apportioned \$3,603,735,520

Tax Rate per \$100 1.384

Tax Levy \$49,323,096.00

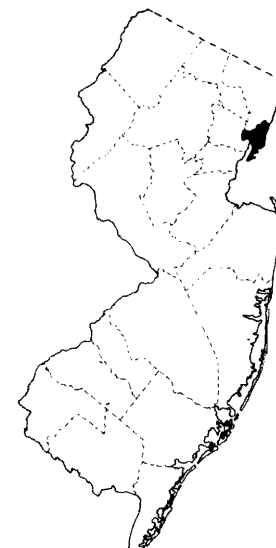
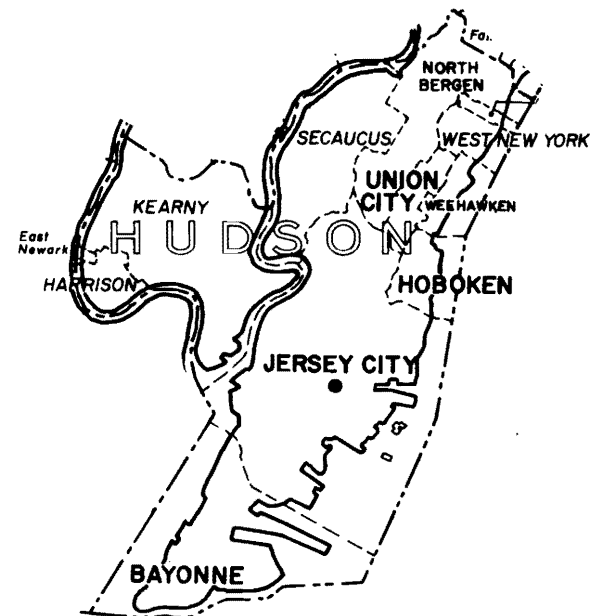
Distribution of Ratables:

Class	Line Items	Assessed Valuation	% of Valuations
Vacant Land	6,639	\$ 111,271,135	4.27
Residential	60,862	1,019,026,485	39.10
Farm	----	----	----
Commercial	11,806	485,644,172	18.64
Industrial	2,945	664,401,725	25.49
Apartments	5,326	325,738,100	12.50
TOTAL	87,578	2,606,081,617	100.00

Bond Ratings:

Moody's Baa

Standard & Poor's ---



1000

Population 1970 **69,718**
 Population 1972 **73,100**
 S & P Rating
 Moody Rating
 Land Area **429.60** Sq. Miles

Net Valuation Taxable
 688,165,993
 Net Valuation on Which County Taxes
 are apportioned:
 828,363,617

HUNTERDON COUNTY — Class 3
 Form of Government:
 Board of Chosen Freeholders
 Number of Freeholders on Board — 3

PER CAPITA:
 Gross Debt
 Net Debt
 Debt Service
 Total Tax Levy
 County Functions:
 PER CENT:
 Gross Debt
 Net Debt
.17
52.93
67.25

EXPENDITURES		EXPENDITURES (cont'd.)		REVENUES REALIZED	
GENERAL GOVERNMENT					
Governing Body and Public Boards	51,325.00	EDUCATION (excluding schools)		Property Taxes	3,869,020.68
County Clerk	73,000.00	County Superintendent of Schools	45,000.00	Collateral Inheritance Tax	53,487.52
Financial Administration	25,300.00	Vocational Schools		Financial Business Tax	
Board of Taxation	33,400.00	County College		Franchise Tax	
Planning, Housing, Development	82,887.00	County Extension Services	51,300.00	Bank Stock Tax	53,003.26
Human Resources	26,200.00	Libraries		Other Miscellaneous Taxes	
Elections	111,920.00	Other Educational Services	135,400.00	State Aid Revenues	379,869.44
General Administration	95,437.00	STATUTORY EXPENDITURES		Federal Aid Revenues	496,770.17
JUDICIARY		Pensions and F.I.C.A.	229,800.00	State and Local Fiscal Assistance Act Utilized	
Superior Court-Law Division		Employee Fringe Benefits	88,000.00	Institutional Revenues	49,753.74
County Courts	99,385.00	Other Statutory Expenditures		Courts	12,938.43
County District Courts				County Clerk & Register	226,668.20
Juvenile and Domestic Relations Courts		COUNTY FUNCTIONS TOTAL	4,296,925.00	Surrogate	25,367.44
Jury Commission and Jurors' Fees	32,500.00	CAPITAL IMPROVEMENTS *MEMO	1,381,400.00	Sheriff	28,951.77
Law Library	8,000.00	DEBT SERVICE		Other Miscellaneous Revenues	245,003.63
Prosecutor's Office	91,600.00	Principal Payments		Other Revenues, Revenue Sharing, Tax Effort	8,353.27
Surrogate's Office	48,550.00	Interest Payments	100.00	TOTAL	5,449,187.55
Probation Office	91,300.00	DEFERRED CHARGES	138,480.66	Prior Years Surplus Appropriated	500,000.00
County Clerk (Judicial Functions)		RESERVE FOR UNCOLLECTED TAXES		REVENUES TOTAL	5,949,187.55
Sheriff's Office (Judicial Functions)		Emergency Employ. Act-1971	480,120.17		
Other Judicial	28,500.00	EXPENDITURES TOTAL	4,915,625.83	CURRENT FINANCES DECEMBER 31, 1972	
PUBLIC SAFETY				ASSETS	
County Police		CAPITAL DEBT AUTHORIZED, DECEMBER 31,		Cash Dec. 31,	1,151,955.32
Sheriff's Office	76,300.00	ISSUED AND UNISSUED		Taxes Receivable	
Civil Defense and Disaster Control	20,000.00	School		Emergencies and Other Deferred Charges	380,000.00
Environmental Inspection and Control		Self-liquidating		State Aid Receivable	475,610.00
Weights and Measures	13,650.00	Other	12,200	Other Receivable	36,006.38
Correctional and Penal	116,600.00	Total	12,200	TOTAL	2,043,571.70
Other Public Safety	4,000.00			LIABILITIES RESERVES, AND SURPLUS	
PUBLIC WORKS				Cash Liabilities	1,317,333.21
Roads and Bridges, Streets, Drainage	97,900.00	ISSUED AND OUTSTANDING		Reserves For Receivables	36,006.38
State Aid Motor Vehicle Fund	308,540.00	School		Surplus Dec. 31,	690,232.11
County Funds	985,000.00	Self-liquidating		TOTAL	2,043,571.70
Other Roads and Bridges		Other			
Public Buildings and Grounds	144,400.00	Total			
Other Public Works		Equalized Valuation Basis for Net Debt Computation	765,905,426.33		
HEALTH AND WELFARE		CAPITAL OUTLAY TOTAL	421,329.39		
County Health Department	88,000.00	Public Enterprises			
Mental Health Activities	492,200.00	Recreation—Culture			
Tubercular Patient Care	2,000.00	Public Works	314,877.77		
County Hospitals, Homes		Buildings and Grounds	20,990.41		
County Aid to Hospitals	15,000.00	Library and Education	85,461.21		
Health Clinics	12,000.00	Conservation			
Mosquito Extermination		All Other			
Health Services Except Environmental	43,000.00				
County Welfare Board	339,173.00				
Child Welfare	56,335.00				
Other Welfare Services	14,123.00				
RECREATION AND CONSERVATION					
Parks, Playgrounds, Shade Trees	17,200.00				
Land Reclamation and Conservation	2,000.00				
Other Recreational Services	700.00				

COUNTY HUNTERDON

COUNTY SEAT Flemington

Form of Government: Board of Chosen Freeholders 3 Members

Number of Constituent Municipalities 26

Population Census 1970 69,718

Population Estimated 1972 73,100

Land Area — Square Miles 429.60

Net Valuation on which County Taxes are Apportioned \$828,363,617

Tax Rate per \$100 0.470

Tax Levy \$3,869,020.68

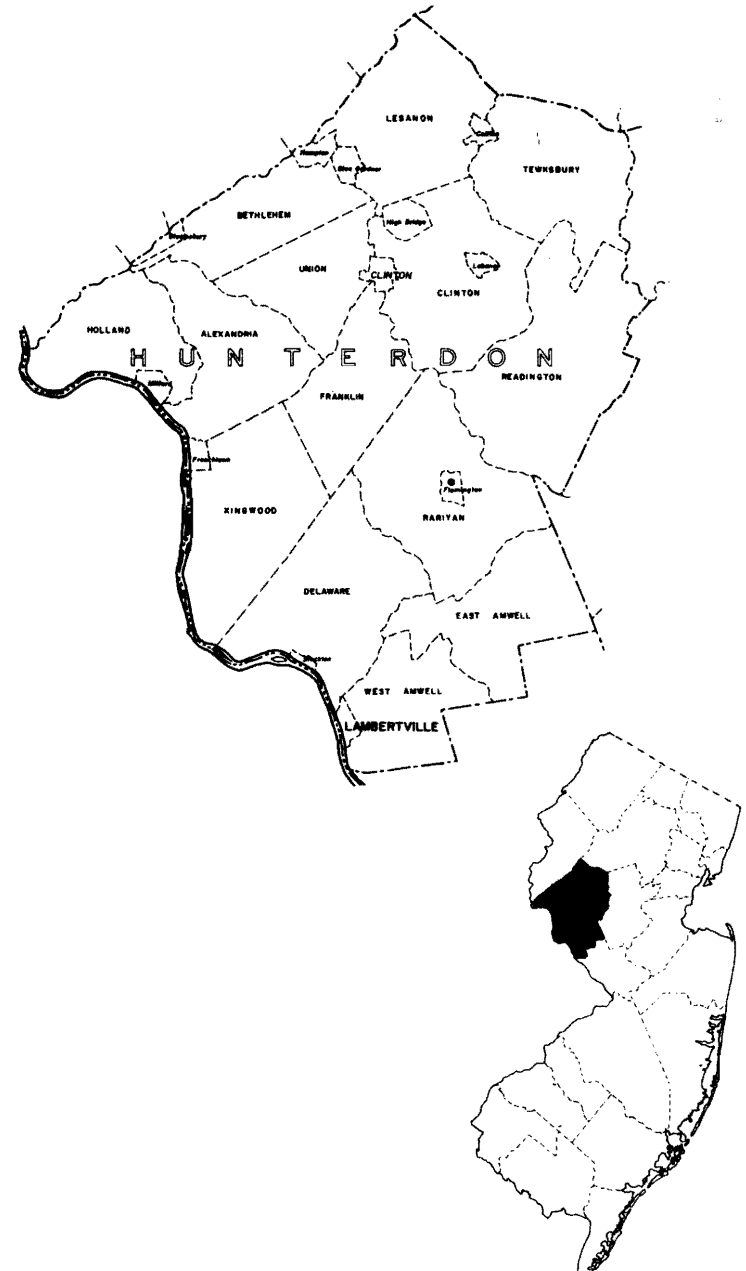
Distribution of Ratables:

Class	Line Items	Assessed Valuation	% of Valuations
Vacant Land	5,374	\$ 40,897,617	6.12
Residential	17,160	391,855,315	58.65
Farm	4,832	107,719,568	16.13
Commercial	1,437	76,125,137	11.40
Industrial	123	43,987,795	6.58
Apartments	61	7,512,745	1.12
TOTAL	28,987	\$ 668,098,177	100.00

Bond Ratings:

Moody's --

Standard & Poor's --



1100

Population 1970 304,116 Net Valuation Taxable
 Population 1972 314,985 1,855,585,642
 S & P Rating AA Net Valuation on Which County Taxes
 Moody Rating AA are apportioned:
 Land Area 226.00 Sq. Miles 2,376,074,840

MERCER COUNTY — Class 2

Form of Government:

Board of Chosen Freeholders

Number of Freeholders on Board — 7

PER CAPITA:

Gross Debt 104.53
 Net Debt 98.99
 Debt Service 11.36
 Total Tax Levy 74.16
 County Functions: 98.13

PER CENT:

Gross Debt 1.51
 Net Debt 1.43

EXPENDITURES		EXPENDITURES (cont'd.)		REVENUES REALIZED	
GENERAL GOVERNMENT		EDUCATION (excluding schools)		Property Taxes	23,360,552.00
Governing Body and Public Boards	168,478.00	County Superintendent of Schools	42,075.00	Collateral Inheritance Tax	198,999.33
County Clerk	520,831.00	Vocational Schools	425,000.00	Financial Business Tax	40,139.31
Financial Administration	183,185.00	County College	1,777,878.00	Franchise Tax	30,315.88
Board of Taxation	63,965.00	County Extension Services	66,355.00	Bank Stock Tax	265,760.12
Planning, Housing, Development	211,496.00	Libraries		Other Miscellaneous Taxes	
Human Resources	140,000.00	Other Educational Services	36,850.00	State Aid Revenues	846,471.04
Elections	470,313.00	STATUTORY EXPENDITURES		Federal Aid Revenues	823,298.49
General Administration	985,027.00	Pensions and F.I.C.A.	1,106,750.00	State and Local Fiscal Assistance Act Utilized	351,598.80
JUDICIARY		Employee Fringe Benefits	391,700.00	Institutional Revenues	1,694,144.03
Superior Court-Law Division	25,351.00	Other Statutory Expenditures		Courts	109,186.55
County Courts	440,863.00			County Clerk & Register	449,718.38
County District Courts	89,005.00	COUNTY FUNCTIONS TOTAL	26,115,609.80	Surrogate	104,581.76
Juvenile and Domestic Relations Courts	45,765.00	CAPITAL IMPROVEMENTS *MEMO	493,450.00	Sheriff	93,972.11
Jury Commission and Jurors' Fees	154,710.00	DEBT SERVICE		Other Miscellaneous Revenues	1,114,484.79
Law Library	15,000.00	Principal Payments	2,175,000.00	Other Revenues, Revenue Sharing, Tax Effort	
Prosecutor's Office	950,690.00	Interest Payments	1,402,192.00	TOTAL	29,834,821.39
Surrogate's Office	99,050.00			Prior Years Surplus Appropriated	1,500,000.00
Probation Office	541,500.00	DEFERRED CHARGES	397,194.12	REVENUES TOTAL	31,334,821.39
County Clerk (Judicial Functions)		RESERVE FOR UNCOLLECTED TAXES		CURRENT FINANCES DECEMBER 31, 1972	
Sheriff's Office (Judicial Functions)	565,100.00	Emergency Employ. Act-1971	818,812.00	ASSETS	
Other Judicial		EXPENDITURES TOTAL	30,908,807.92	Cash Dec. 31,	4,216,471.39
PUBLIC SAFETY		CAPITAL DEBT AUTHORIZED, DECEMBER 31,		Taxes Receivable	
County Police	217,568.00	ISSUED AND UNISSUED GROSS DEBT	NET DEBT	Emergencies and Other Deferred Charges	342,570.00
Sheriff's Office	213,635.00	School		State Aid Receivable	
Civil Defense and Disaster Control	69,900.00	Self-liquidating		Other Receivable	40,753.51
Environmental Inspection and Control		Other	32,925,000	TOTAL	4,599,794.90
Weights and Measures	13,012.00	Total	32,925,000	LIABILITIES RESERVES, AND SURPLUS	
Correctional and Penal	1,987,720.00			Cash Liabilities	2,984,908.72
Other Public Safety	2,000.00			Reserves For Receivables	40,753.51
PUBLIC WORKS		ISSUED AND OUTSTANDING		Surplus Dec. 31,	1,574,132.67
Roads and Bridges, Streets, Drainage	80,000.00	School		TOTAL	4,599,794.90
State Aid Motor Vehicle Fund	328,645.00	Self-liquidating			
County Funds	1,105,096.00	Other	32,925,000.00		
Other Roads and Bridges		Total	32,925,000.00		
Public Buildings and Grounds	801,044.00				
Other Public Works	** 1,407,349.80	EQUALIZED VALUATION BASIS	2,173,864,092.67		
HEALTH AND WELFARE		for Net Debt Computation			
County Health Department	169,880.00	CAPITAL OUTLAY TOTAL	4,833,580.06		
Mental Health Activities	1,201,280.00				
Tubercular Patient Care	6,000.00	Public Enterprises	367,599.16		
County Hospitals, Homes	2,038,980.00	Recreation—Culture	609,021.51		
County Aid to Hospitals	629,700.00	Public Works	687,950.34		
Health Clinics	162,605.00	Buildings and Grounds	897,918.87		
Mosquito Extermination	265,400.00	Library and Education	2,271,090.18		
Health Services Except Environmental	75,580.00	Conservation			
County Welfare Board	3,032,650.00	All Other			
Child Welfare	1,457,870.00				
Other Welfare Services	271,845.00				
RECREATION AND CONSERVATION					
Parks, Playgrounds, Shade Trees	1,009,362.00				
Land Reclamation and Conservation	51,551.00				
Other Recreational Services					

**REVENUE SHARING INCLUDED

COUNTY MERCER

COUNTY SEAT Trenton

Form of Government: Board of Chosen Freeholders 7 Members

Number of Constituent Municipalities 13

Population Census 1970 303,968

Population Estimated 1972 314,985

Land Area — Square Miles 226.00

Net Valuation on which County Taxes are Apportioned \$2,376,074,840

Tax Rate per \$100 0.988

Tax Levy \$23,360,552.00

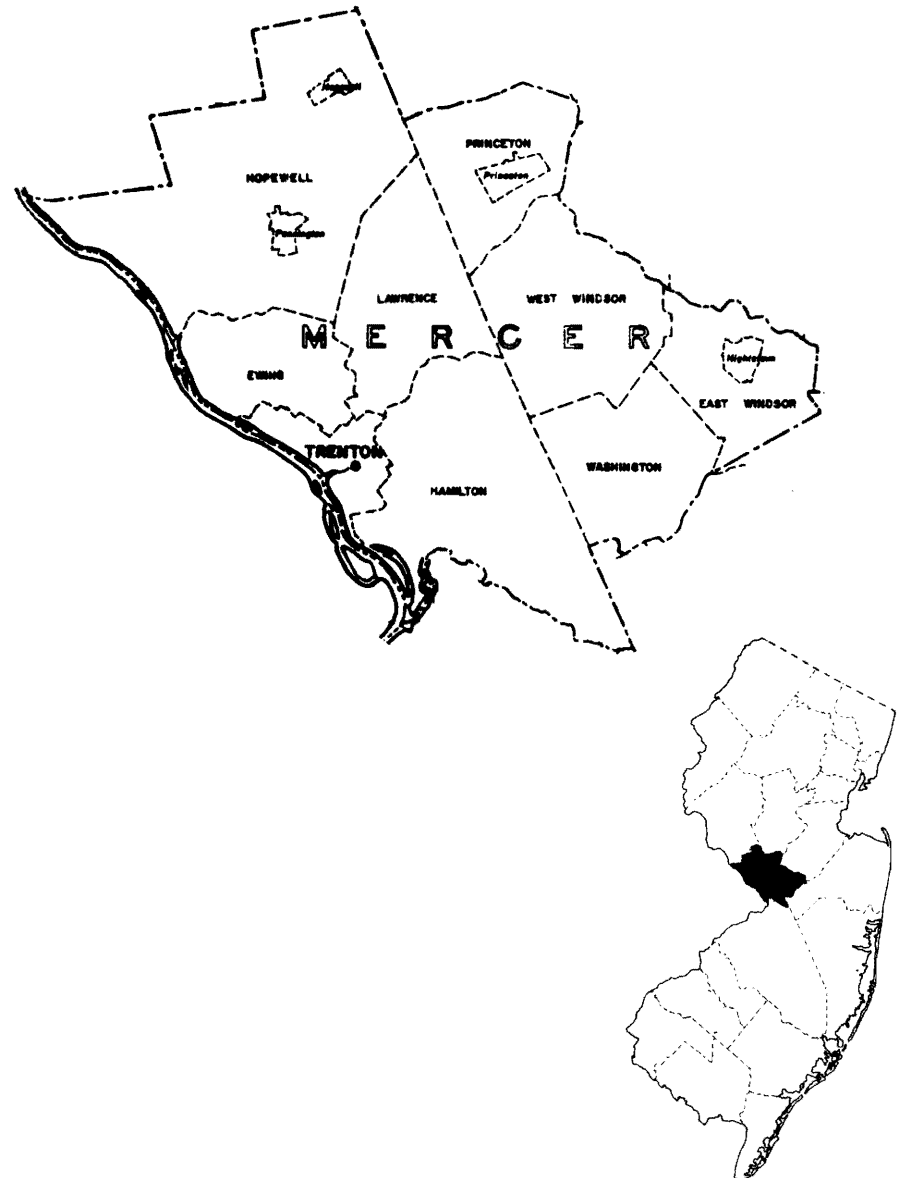
Distribution of Ratables:

Class	Line Items	Assessed Valuation	% of Valuations
Vacant Land	9,046	\$ 50,147,790	2.79
Residential	70,120	1,119,823,729	62.40
Farm	2,027	39,937,190	2.23
Commercial	5,720	308,909,270	17.22
Industrial	482	173,640,488	9.68
Apartments	324	102,001,920	5.68
TOTAL	87,719	1,794,460,387	100.00

Bond Ratings:

Moody's Aa

Standard & Poor's AA



1200

Population 1970 583,813
 Population 1972 601,225
 S & P Rating AA
 Moody Rating AA
 Land Area 311.00 Sq. Miles

Net Valuation Taxable
 2,464,900,021
 Net Valuation on Which County Taxes
 are apportioned:
 6,424,968,142

MIDDLESEX COUNTY — Class 2

Form of Government:

Board of Chosen Freeholders

Number of Freeholders on Board — 7

PER CAPITA:

Gross Debt 73.04
 Net Debt 70.29
 Debt Service 7.40
 Total Tax Levy 57.72
 County Functions: 75.50

PER CENT:

Gross Debt .83
 Net Debt .80

EXPENDITURES		EXPENDITURES (cont'd.)		REVENUES REALIZED	
GENERAL GOVERNMENT					
Governing Body and Public Boards	141,394.00	EDUCATION (excluding schools)		Property Taxes	34,700,742.68
County Clerk	350,603.00	County Superintendent of Schools	41,604.00	Collateral Inheritance Tax	114,972.51
Financial Administration	218,994.00	Vocational Schools	2,646,930.00	Financial Business Tax	57,157.20
Board of Taxation	83,076.00	County College	1,298,006.50	Franchise Tax	
Planning, Housing, Development	449,282.00	County Extension Services	64,010.00	Bank Stock Tax	242,163.56
Human Resources		Libraries		Other Miscellaneous Taxes	
Elections	548,951.00	Other Educational Services	37,000.00	State Aid Revenues	1,183,105.34
General Administration	1,049,294.00	STATUTORY EXPENDITURES		Federal Aid Revenues	3,668,198.00
JUDICIARY		Pensions and F.I.C.A.	1,696,758.50	State and Local Fiscal Assistance Act Utilized	
Superior Court-Law Division		Employee Fringe Benefits	553,000.00	Institutional Revenues	2,303,809.14
County Courts	731,598.00	Other Statutory Expenditures		Courts	269,529.21
County District Courts	392,839.00			County Clerk & Register	826,608.12
Juvenile and Domestic Relations Courts		COUNTY FUNCTIONS TOTAL	37,837,794.42	Surrogate	127,798.43
Jury Commission and Jurors' Fees	317,048.00	CAPITAL IMPROVEMENTS *MEMO	606,303.46	Sheriff	165,389.78
Law Library	34,546.00	DEBT SERVICE		Other Miscellaneous Revenues	1,631,664.52
Prosecutor's Office	1,265,535.00	Principal Payments	2,909,000.00	Other Revenues, Revenue Sharing, Tax Effort	
Surrogate's Office	126,159.00	Interest Payments	1,537,469.75	TOTAL	45,291,138.49
Probation Office	913,413.00	DEFERRED CHARGES	35,173.32	Prior Years Surplus Appropriated	2,150,000.00
County Clerk (Judicial Functions)	525,164.00	RESERVE FOR UNCOLLECTED TAXES		REVENUES TOTAL	47,441,138.49
Sheriff's Office (Judicial Functions)	508,728.00	Emergency Employ. Act-1971	3,070,281.00		
Other Judicial	27,563.00	EXPENDITURES TOTAL	45,389,718.49	CURRENT FINANCES DECEMBER 31, 1972	
PUBLIC SAFETY				ASSETS	
County Police	58,860.00	CAPITAL DEBT AUTHORIZED, DECEMBER 31,		Cash Dec. 31,	8,917,491.98
Sheriff's Office	468,715.00	ISSUED AND UNISSUED		Taxes Receivable	53,473.25
Civil Defense and Disaster Control	33,544.00	School		Emergencies and Other Deferred Charges	110,186.73
Environmental Inspection and Control		Self-liquidating		State Aid Receivable	
Weights and Measures	99,643.00	Other	43,916,436	Other Receivable	383,269.00
Correctional and Penal	1,522,297.00	Total	43,916,436	TOTAL	9,464,420.96
Other Public Safety				LIABILITIES RESERVES, AND SURPLUS	
PUBLIC WORKS				Cash Liabilities	5,776,844.48
Roads and Bridges, Streets, Drainage	33,596.00	ISSUED AND OUTSTANDING		Reserves For Receivables	436,742.25
State Aid Motor Vehicle Fund	438,140.00	School		Surplus Dec. 31,	3,250,834.23
County Funds	2,244,216.00	Self-liquidating		TOTAL	9,464,420.96
Other Roads and Bridges		Other	37,248,500.00		
Public Buildings and Grounds	725,362.00	Total	37,248,500.00		
Other Public Works	20,948.00	Equalized Valuation Basis			
HEALTH AND WELFARE		for Net Debt Computation	5,285,030,100.00		
County Health Department	323,758.00	CAPITAL OUTLAY TOTAL	7,077,554.38		
Mental Health Activities	2,377,032.00				
Tubercular Patient Care		Public Enterprises			
County Hospitals, Homes	6,033,369.00	Recreation—Culture			
County Aid to Hospitals	1,045,000.00	Public Works	4,898,472.77		
Health Clinics	54,020.00	Buildings and Grounds	283,081.61		
Mosquito Extermination	351,000.00	Library and Education	1,896,000.00		
Health Services Except Environmental	10,000.00	Conservation			
County Welfare Board	3,307,861.42	All Other			
Child Welfare	1,841,737.00				
Other Welfare Services	263,397.00				
RECREATION AND CONSERVATION					
Parks, Playgrounds, Shade Trees	2,304,049.00				
Land Reclamation and Conservation	259,754.00				
Other Recreational Services					

COUNTY MIDDLESEX

COUNTY SEAT New Brunswick

Form of Government: Board of Chosen Freeholders 7 Members

Number of Constituent Municipalities 25

Population Census 1970 589,813

Population Estimated 1972 601,225

Land Area – Square Miles 311.00

Net Valuation on which County Taxes are Apportioned \$6,424,968,142

Tax Rate per \$100 0.543

Tax Levy \$34,700,742 .68

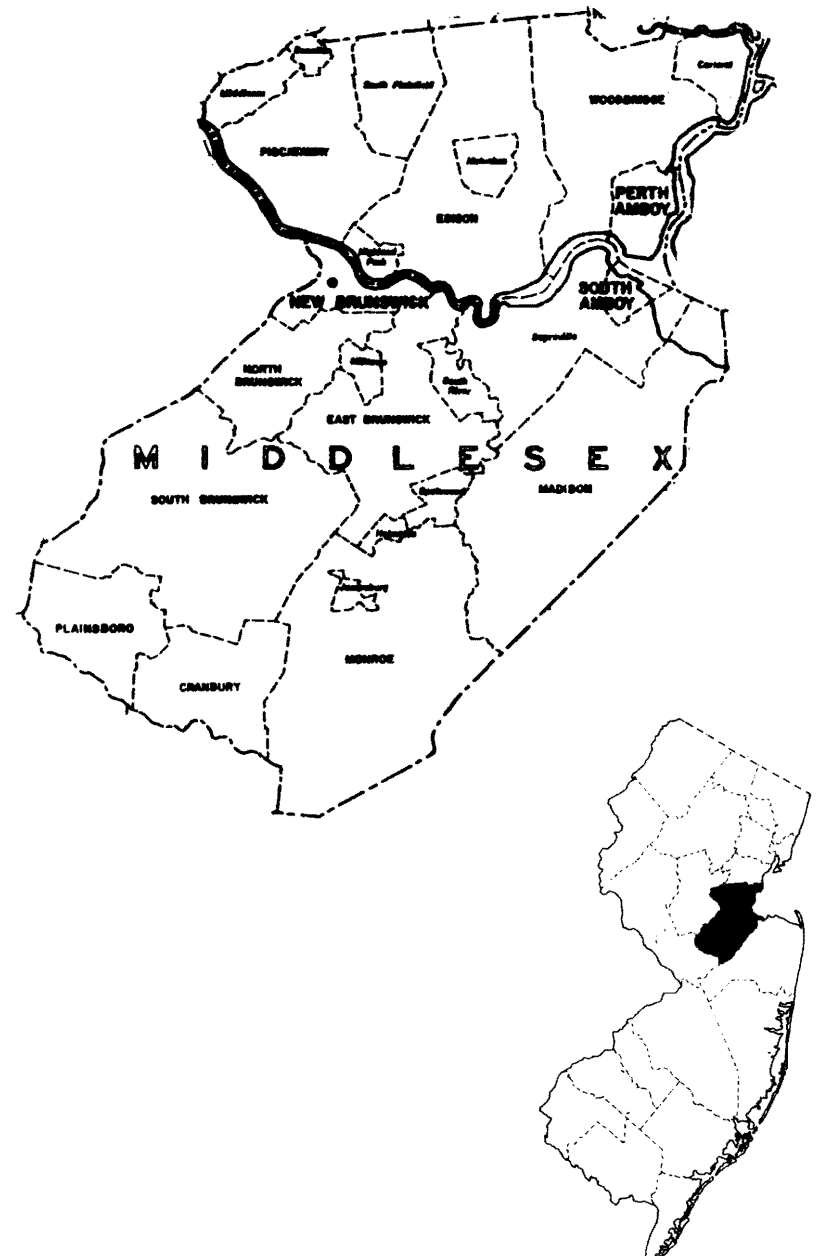
Distribution of Ratables:

Class	Line Items	Assessed Valuation	% of Valuations
Vacant Land	22,872	\$ 116,103,933	4.79
Residential	123,790	1,379,055,934	56.93
Farm	1,942	19,895,480	0.82
Commercial	7,154	277,661,197	11.46
Industrial	1,731	485,342,609	20.03
Apartments	929	144,591,075	5.97
TOTAL	158,418	\$2,422,650,228	100.00

Bond Ratings:

Moody's Aa

Standard & Poor's AA



1300

Population 1970 461,849
 Population 1972 478,260
 S & P Rating A
 Moody Rating A-1
 Land Area 471.57 Sq. Miles

Net Valuation Taxable 3,740,887,074
 Net Valuation on Which County Taxes are apportioned: 4,145,544,104

MONMOUTH COUNTY — Class 5
 Form of Government:
 Board of Chosen Freeholders
 Number of Freeholders on Board — 5

PER CAPITA:
 Gross Debt 61.38
 Net Debt 59.71
 Debt Service 5.25
 Total Tax Levy 57.84
 County Functions: 72.79

PER CENT:
 Gross Debt .75
 Net Debt .73

EXPENDITURES		EXPENDITURES (cont'd.)		REVENUES REALIZED	
GENERAL GOVERNMENT		EDUCATION (excluding schools)		Property Taxes	27,661,388.00
Governing Body and Public Boards	118,074.65	County Superintendent of Schools	79,385.19	Collateral Inheritance Tax	189,918.34
County Clerk	357,746.73	Vocational Schools	837,240.00	Financial Business Tax	29,297.09
Financial Administration	142,671.99	County College	2,186,790.00	Franchise Tax	
Board of Taxation	55,884.95	County Extension Services	57,148.04	Bank Stock Tax	253,994.42
Planning, Housing, Development	158,138.21	Libraries		Other Miscellaneous Taxes	
Human Resources	136,595.39	Other Educational Services	130,616.00	State Aid Revenues	578,590.70
Elections	567,119.20	STATUTORY EXPENDITURES		Federal Aid Revenues	1,934,197.00
General Administration	1,144,716.31	Pensions and F.I.C.A.	941,170.87	State and Local Fiscal Assistance Act Utilized	
JUDICIARY		Employee Fringe Benefits	172,500.00	Institutional Revenues	1,639,051.85
Superior Court-Law Division	123,259.15	Other Statutory Expenditures		Courts	167,977.15
County Courts	187,981.70			County Clerk & Register	937,164.54
County District Courts	168,556.59	COUNTY FUNCTIONS TOTAL	30,370,758.42	Surrogate	142,075.92
Juvenile and Domestic Relations Courts	91,236.69	CAPITAL IMPROVEMENTS *MEMO	800,000.00	Sheriff	143,229.78
Jury Commission and Jurors' Fees	36,210.62	DEBT SERVICE		Other Miscellaneous Revenues	989,849.14
Law Library	7,000.00	Principal Payments	1,382,000.00	Other Revenues, Revenue Sharing, Tax Effort	
Prosecutor's Office	571,769.32	Interest Payments	1,127,644.00	TOTAL	34,666,733.93
Surrogate's Office	155,676.07			Prior Years Surplus Appropriated	1,500,000.00
Probation Office	561,380.00	DEFERRED CHARGES		REVENUES TOTAL	36,166,733.93
County Clerk (Judicial Functions)	232,907.40	RESERVE FOR UNCOLLECTED TAXES		CURRENT FINANCES DECEMBER 31, 1972	
Sheriff's Office (Judicial Functions)	478,836.75	Emergency Employ. Act-1971	1,934,197.00	ASSETS	
Other Judicial		EXPENDITURES TOTAL	34,614,599.42	Cash Dec. 31,	6,987,213.03
PUBLIC SAFETY		CAPITAL DEBT AUTHORIZED, DECEMBER 31,		Taxes Receivable	
County Police	186,375.35	ISSUED AND UNISSUED GROSS DEBT	NET DEBT	Emergencies and Other Deferred Charges	
Sheriff's Office	232,463.83	School		State Aid Receivable	769,152.61
Civil Defense and Disaster Control	31,046.87	Self-liquidating		Other Receivable	192,012.76
Environmental Inspection and Control		Other	29,356,000	TOTAL	7,948,378.40
Weights and Measures	77,453.04	Total	29,356,000	LIABILITIES RESERVES, AND SURPLUS	
Correctional and Penal	1,259,525.22			Cash Liabilities	6,077,234.59
Other Public Safety	26,898.30			Reserves For Receivables	192,012.76
PUBLIC WORKS		ISSUED AND OUTSTANDING		Surplus Dec. 31,	1,679,131.05
Roads and Bridges, Streets, Drainage	620,492.95	School		TOTAL	7,948,378.40
State Aid Motor Vehicle Fund	451,746.25	Self-liquidating			
County Funds	3,028,413.68	Other	25,919,000.00		
Other Roads and Bridges		Total	25,919,000.00		
Public Buildings and Grounds	840,546.13	Equalized Valuation Basis for Net Debt Computation	3,928,352,795.33		
Other Public Works		CAPITAL OUTLAY TOTAL	2,801,887.90		
HEALTH AND WELFARE					
County Health Department	794,862.03	Public Enterprises			
Mental Health Activities	1,434,101.94	Recreation—Culture	285,182.46		
Tubercular Patient Care	140,204.07	Public Works	1,085,398.88		
County Hospitals, Homes	1,480,116.24	Buildings and Grounds	681,306.56		
County Aid to Hospitals	1,350,000.00	Library and Education	750,000.00		
Health Clinics		Conservation			
Mosquito Extermination	190,878.00	All Other			
Health Services Except Environmental	16,500.00				
County Welfare Board	5,369,683.43				
Child Welfare	1,271,498.00				
Other Welfare Services	525,770.00				
RECREATION AND CONSERVATION					
Parks, Playgrounds, Shade Trees	1,341,571.27				
Land Reclamation and Conservation					
Other Recreational Services					

COUNTY MONMOUTH

COUNTY SEAT Freehold

Form of Government: Board of Chosen Freeholders 5 Members

Number of Constituent Municipalities 53

Population Census 1970 459,379

Population Estimated 1972 478,260

Land Area – Square Miles 471.57

Net Valuation on which County Taxes are Apportioned \$4,145,544,104

Tax Rate per \$100 0.669

Tax Levy \$27,661,388.00

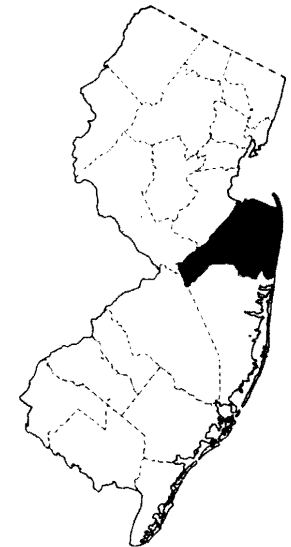
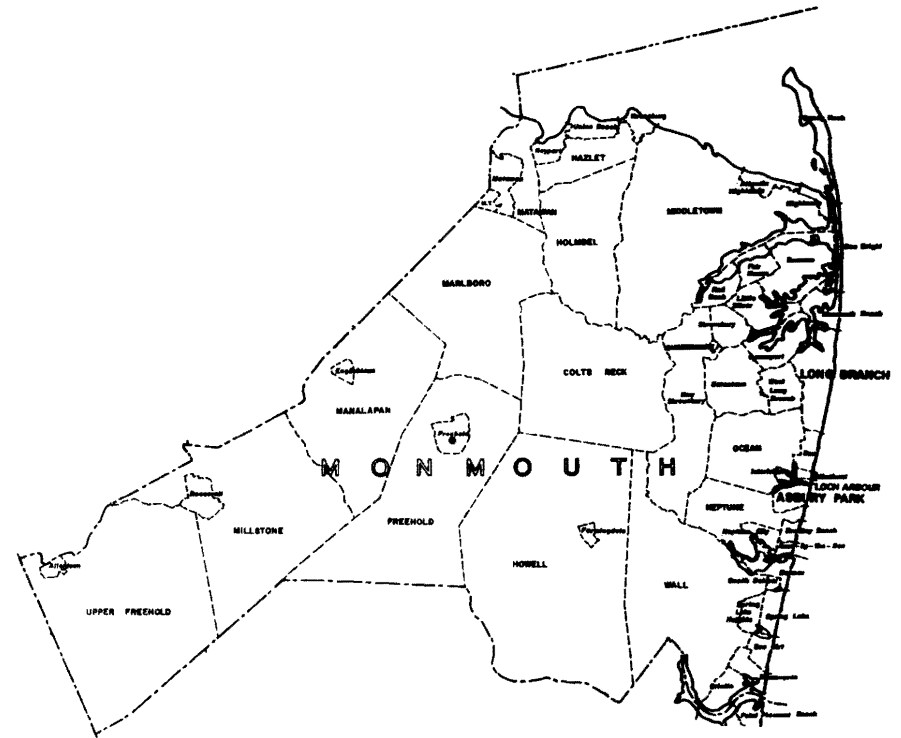
Distribution of Ratables:

Class	Line Items	Assessed Valuation	% of Valuations
Vacant Land	23,478	\$ 173,085,856	4.71
Residential	111,008	2,562,087,569	69.71
Farm	4,811	104,540,052	2.84
Commercial	7,262	501,530,754	13.65
Industrial	314	138,683,470	3.77
Apartments	1,433	195,417,329	5.32
TOTAL	148,306	\$3,675,345,030	100.00

Bond Ratings:

Moody's A-1

Standard & Poor's A



1400

Population 1970 383,454 Net Valuation Taxable
 Population 1972 404,550 3,780,717,935
 S & P Rating AA
 Moody Rating AA Net Valuation on Which County Taxes
 Land Area 470.24 Sq. Miles are apportioned:
 4,837,952,409

MORRIS COUNTY — Class 2
 Form of Government:
 Board of Chosen Freeholders
 Number of Freeholders on Board — 7

PER CAPITA:
 Gross Debt 132.12
 Net Debt 132.12
 Debt Service 7.56
 Total Tax Levy 48.94
 County Functions: 66.33

PER CENT:
 Gross Debt 1.23
 Net Debt 1.23

EXPENDITURES		EXPENDITURES (cont'd.)		REVENUES REALIZED	
GENERAL GOVERNMENT		EDUCATION (excluding schools)		Property Taxes	19,797,174.72
Governing Body and Public Boards	187,453.67	County Superintendent of Schools	70,218.57	Collateral Inheritance Tax	212,728.69
County Clerk	457,272.00	Vocational Schools	332,491.00	Financial Business Tax	18,111.22
Financial Administration	98,658.00	County College	1,089,520.00	Franchise Tax	
Board of Taxation	71,076.30	County Extension Services	80,551.00	Bank Stock Tax	211,429.01
Planning, Housing, Development	238,768.07	Libraries		Other Miscellaneous Taxes	
Human Resources	183,543.00	Other Educational Services	63,450.00	State Aid Revenues	456,569.25
Elections	441,058.42	STATUTORY EXPENDITURES	828,602.44	Federal Aid Revenues	443,000.00
General Administration	1,157,416.93	Pensions and F.I.C.A.	311,000.00	State and Local Fiscal Assistance Act Utilized	1,837,542.26
JUDICIARY		Employee Fringe Benefits		Institutional Revenues	
Superior Court-Law Division		Other Statutory Expenditures		Courts	77,335.55
County Courts	518,888.32			County Clerk & Register	888,448.44
County District Courts	106,772.51	COUNTY FUNCTIONS TOTAL	23,210,753.18	Surrogate	100,411.92
Juvenile and Domestic Relations Courts	166,273.00	CAPITAL IMPROVEMENTS *MEMO	350,000.00	Sheriff	141,953.16
Jury Commission and Jurors' Fees	137,346.00	DEBT SERVICE		Other Miscellaneous Revenues	1,465,377.58
Law Library	19,299.00	Principal Payments	1,785,000.00	Other Revenues, Revenue Sharing, Tax Effort	163,873.55
Prosecutor's Office		Interest Payments	1,274,364.55	TOTAL	25,813,955.35
Surrogate's Office	730,042.49			Prior Years Surplus Appropriated	2,750,000.00
Probation Office	596,233.28	DEFERRED CHARGES	128,000.00	REVENUES TOTAL	28,563,955.35
County Clerk (Judicial Functions)		RESERVE FOR UNCOLLECTED TAXES			
Sheriff's Office (Judicial Functions)		Emergency Employ. Act-1971	435,000.00	CURRENT FINANCES DECEMBER 31, 1972	
Other Judicial	17,000.00	EXPENDITURES TOTAL	26,833,117.73	ASSETS	
PUBLIC SAFETY		CAPITAL DEBT AUTHORIZED, DECEMBER 31,		Cash Dec. 31,	7,028,435.13
County Police		ISSUED AND UNISSUED GROSS DEBT	NET DEBT	Taxes Receivable	45,289.97
Sheriff's Office	383,738.00	School		Emergencies and Other Deferred Charges	61,000.00
Civil Defense and Disaster Control	71,079.50	Self-liquidating		State Aid Receivable	236,500.00
Environmental Inspection and Control		Other	53,449,600	Other Receivable	270,497.24
Weights and Measures	77,630.08	Total	53,449,600	TOTAL	7,641,722.34
Correctional and Penal	488,694.89			LIABILITIES RESERVES, AND SURPLUS	
Other Public Safety	36,284.40	ISSUED AND OUTSTANDING		Cash Liabilities	3,979,564.80
PUBLIC WORKS		School		Reserves For Receivables	315,787.21
Roads and Bridges, Streets, Drainage	49,400.00	Self-liquidating		Surplus Dec. 31,	3,346,370.33
State Aid Motor Vehicle Fund	463,660.00	Other	43,378,333.00	TOTAL	7,641,722.34
County Funds	3,351,039.12	Total	43,378,333.00		
Other Roads and Bridges		Equalized Valuation Basis			
Public Buildings and Grounds	1,059,550.16	for Net Debt Computation	4,330,106,220.33		
Other Public Works	332,034.26	CAPITAL OUTLAY TOTAL	8,961,687.13		
HEALTH AND WELFARE					
County Health Department	72,113.00	Public Enterprises			
Mental Health Activities	1,242,485.00	Recreation—Culture	186,033.28		
Tubercular Patient Care	119,436.16	Public Works	1,616,574.23		
County Hospitals, Homes	2,967,138.00	Buildings and Grounds	3,971,134.66		
County Aid to Hospitals	515,000.00	Library and Education	3,187,944.96		
Health Clinics	15,000.00	Conservation			
Mosquito Extermination	591,025.00	All Other			
Health Services Except Environmental	746,400.00				
County Welfare Board	948,123.00				
Child Welfare	266,482.00				
Other Welfare Services	92,850.00				
RECREATION AND CONSERVATION					
Parks, Playgrounds, Shade Trees	1,418,656.61				
Land Reclamation and Conservation					
Other Recreational Services					

COUNTY MORRIS

COUNTY SEAT Morristown

Form of Government: Board of Chosen Freeholders 7 Members

Number of Constituent Municipalities 39

Population Census 1970 383,454

Population Estimated 1972 404,550

Land Area — Square Miles 470.24

Net Valuation on which County Taxes are Apportioned \$4,837,952,409

Tax Rate per \$100 0.410

Tax Levy \$19,797,174.72

Distribution of Ratables:

Class	Line Items	Assessed Valuation	% of Valuations
Vacant Land	22,029	\$ 240,104,520	6.47
Residential	92,719	2,503,550,492	67.48
Farm	1,356	36,903,660	0.99
Commercial	4,328	400,752,428	10.80
Industrial	627	360,162,592	9.71
Apartments	245	168,627,482	4.55
TOTAL	121,304	\$3,710,101,174	100.00

Bond Ratings:

Moody's Aa

Standard & Poor's AA



1500

Population 1970 208,470 Net Valuation Taxable
 Population 1972 236,555 2,425,221,837
 S & P Rating A-1 Net Valuation on Which County Taxes
 Moody Rating are apportioned:
 Land Area 637.09 Sq. Miles 2,717,978,953

OCEAN COUNTY — Class 5
 Form of Government:
 Board of Chosen Freeholders
 Number of Freeholders on Board — 5

PER CAPITA: PER CENT:
 Gross Debt 24.26 Gross Debt .23
 Net Debt 24.26 Net Debt .23
 Debt Service .02
 Total Tax Levy 57.55
 County Functions: 80.94

EXPENDITURES		EXPENDITURES (cont'd.)		REVENUES REALIZED	
GENERAL GOVERNMENT		EDUCATION (excluding schools)		Property Taxes	13,613,655.00
Governing Body and Public Boards	88,146.67	County Superintendent of Schools	51,988.32	Collateral Inheritance Tax	103,913.68
County Clerk	280,898.18	Vocational Schools	701,632.00	Financial Business Tax	5,528.00
Financial Administration	76,008.43	County College	1,140,000.00	Franchise Tax	
Board of Taxation	50,161.60	County Extension Services	69,658.25	Bank Stock Tax	156,628.32
Planning, Housing, Development	69,000.00	Libraries		Other Miscellaneous Taxes	
Human Resources	82,964.66	Other Educational Services	20,000.00	State Aid Revenues	1,146,827.61
Elections	346,199.02	STATUTORY EXPENDITURES		Federal Aid Revenues	821,363.92
General Administration	1,011,494.09	Pensions and F.I.C.A.	600,000.00	State and Local Fiscal Assistance Act Utilized	
JUDICIARY		Employee Fringe Benefits	243,000.00	Institutional Revenues	165,532.07
Superior Court-Law Division		Other Statutory Expenditures		Courts	91,592.68
County Courts	702,977.75	COUNTY FUNCTIONS TOTAL	16,586,482.00	County Clerk & Register	959,739.39
County District Courts	87,973.83	CAPITAL IMPROVEMENTS *MEMO	1,480,000.00	Surrogate	69,378.60
Juvenile and Domestic Relations Courts		DEBT SERVICE		Sheriff	73,263.99
Jury Commission and Jurors' Fees	206,280.77	Principal Payments	5,000.00	Other Miscellaneous Revenues	399,722.45
Law Library	4,000.00	Interest Payments		Other Revenues, Revenue Sharing, Tax Effort	8,555.96
Prosecutor's Office	387,698.52	DEFERRED CHARGES	1,724,925.00	TOTAL	17,615,701.67
Surrogate's Office	73,202.52	RESERVE FOR UNCOLLECTED TAXES		Prior Years Surplus Appropriated	1,560,000.00
Probation Office	220,018.31	Emergency Employ. Act-1971	830,000.00	REVENUES TOTAL	19,175,701.67
County Clerk (Judicial Functions)		EXPENDITURES TOTAL	19,146,407.00	CURRENT FINANCES DECEMBER 31, 1972	
Sheriff's Office (Judicial Functions)				ASSETS	
Other Judicial		CAPITAL DEBT AUTHORIZED, DECEMBER 31,		Cash Dec. 31,	5,008,537.42
PUBLIC SAFETY		ISSUED AND UNISSUED GROSS DEBT	NET DEBT	Taxes Receivable	106,421.88
County Police	2,000.00	School		Emergencies and Other Deferred Charges	242,000.00
Sheriff's Office	447,506.19	Self-liquidating		State Aid Receivable	997,867.20
Civil Defense and Disaster Control	32,896.37	Other	5,740,000	Other Receivable	10,166.80
Environmental Inspection and Control		Total	5,740,000	TOTAL	6,364,993.30
Weights and Measures	25,024.47			LIABILITIES RESERVES, AND SURPLUS	
Correctional and Penal	570,314.46	ISSUED AND OUTSTANDING		Cash Liabilities	5,278,029.43
Other Public Safety		School		Reserves For Receivables	116,588.68
PUBLIC WORKS		Self-liquidating		Surplus Dec. 31,	970,375.19
Roads and Bridges, Streets, Drainage	476,000.00	Other		TOTAL	6,364,993.30
State Aid Motor Vehicle Fund	823,980.00	Total			
County Funds	2,048,650.53	Equalized Valuation Basis			
Other Roads and Bridges	175,000.00	for Net Debt Computation	2,518,022,486.33		
Public Buildings and Grounds	818,433.53	CAPITAL OUTLAY TOTAL	1,440,225.78		
Other Public Works	280,000.00				
HEALTH AND WELFARE		Public Enterprises			
County Health Department	388,349.87	Recreation—Culture			
Mental Health Activities	800,500.00	Public Works	546,467.80		
Tubercular Patient Care	48,655.43	Buildings and Grounds	19,000.00		
County Hospitals, Homes		Library and Education	874,757.98		
County Aid to Hospitals	134,888.00	Conservation			
Health Clinics	15,587.64	All Other			
Mosquito Extermination	390,000.00				
Health Services Except Environmental	57,050.00				
County Welfare Board	1,725,527.74				
Child Welfare	196,781.07				
Other Welfare Services	156,653.02				
RECREATION AND CONSERVATION					
Parks, Playgrounds, Shade Trees	422,380.76				
Land Reclamation and Conservation	5,000.00				
Other Recreational Services	30,000.00				

COUNTY OCEAN

COUNTY SEAT Toms River

Form of Government: Board of Chosen Freeholders 5 Members

Number of Constituent Municipalities 33

Population Census 1970 208,470

Population Estimated 1972 236,555

Land Area - Square Miles 637.09

Net Valuation on which County Taxes are Apportioned \$2,717,978,953

Tax Rate per \$100 0.502

Tax Levy \$13,613,655.00

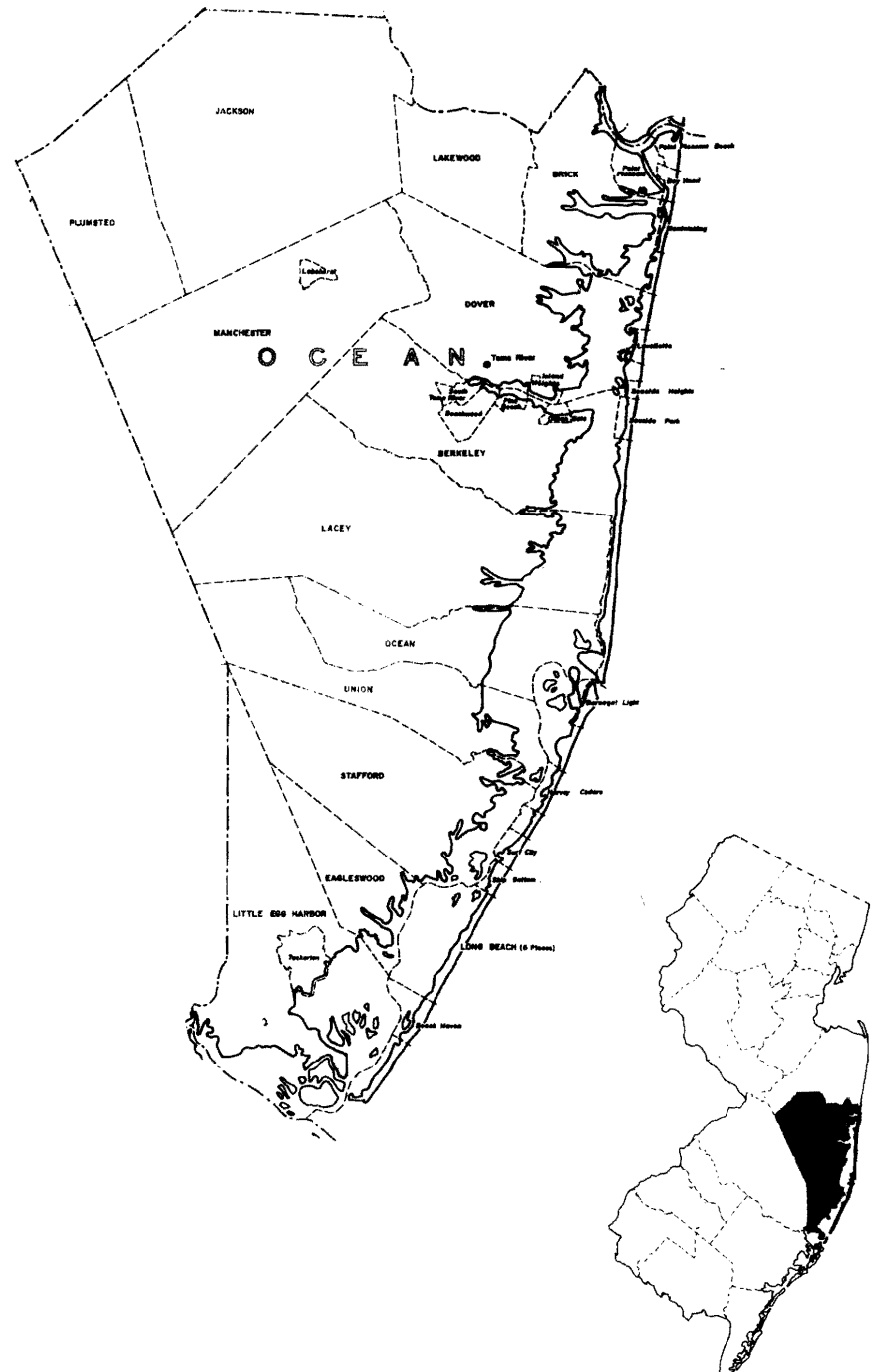
Distribution of Ratables:

Class	Line Items	Assessed Valuation	% of Valuations
Vacant Land	77,799	\$ 251,864,014	10.57
Residential	100,310	1,755,131,043	73.64
Farm	788	17,991,765	0.76
Commercial	4,202	242,431,239	10.17
Industrial	149	30,580,340	1.28
Apartments	443	85,405,355	3.58
TOTAL	183,691	\$2,383,403,756	100.00

Bond Ratings:

Moody's --

Standard & Poor's --



1600

Population 1970 460,782 Net Valuation Taxable
 Population 1972 469,360 3,810,470,160
 S & P Rating AA Net Valuation on Which County Taxes
 Moody Rating AA are apportioned:
 Land Area 192.01 Sq. Miles 4,289,893,114

PASSAIC COUNTY — Class 2
 Form of Government:
 Board of Chosen Freeholders
 Number of Freeholders on Board 7

PER CAPITA:
 Gross Debt 61.00
 Net Debt 61.00
 Debt Service 4.42
 Total Tax Levy 61.66
 County Functions: 77.74

PER CENT:
 Gross Debt .76
 Net Debt .76

EXPENDITURES		EXPENDITURES (cont'd.)		REVENUES REALIZED	
GENERAL GOVERNMENT					
Governing Body and Public Boards	134,846.00	EDUCATION (excluding schools)		Property Taxes	28,942,568.92
County Clerk	199,374.00	County Superintendent of Schools	40,182.00	Collateral Inheritance Tax	111,017.40
Financial Administration	181,331.00	Vocational Schools	1,436,575.00	Financial Business Tax	49,965.16
Board of Taxation	113,785.00	County College	473,973.50	Franchise Tax	
Planning, Housing, Development	80,360.00	County Extension Services	71,829.00	Bank Stock Tax	379,509.38
Human Resources	116,030.00	Libraries		Other Miscellaneous Taxes	
Elections	345,905.00	Other Educational Services	142,500.00	State Aid Revenues	551,392.51
General Administration	933,299.00	STATUTORY EXPENDITURES		Federal Aid Revenues	1,232,077.51
JUDICIARY		Pensions and F.I.C.A.	1,589,200.00	State and Local Fiscal Assistance Act Utilized	
Superior Court-Law Division	132,913.00	Employee Fringe Benefits	573,500.00	Institutional Revenues	2,921,408.18
County Courts	67,457.00	Other Statutory Expenditures		Courts	243,410.57
County District Courts	438,121.00			County Clerk & Register	625,345.10
Juvenile and Domestic Relations Courts	242,979.00	COUNTY FUNCTIONS TOTAL	32,493,948.22	Surrogate	97,139.21
Jury Commission and Jurors' Fees	362,163.00	CAPITAL IMPROVEMENTS *MEMO	195,000.00	Sheriff	119,991.74
Law Library	40,447.00	DEBT SERVICE		Other Miscellaneous Revenues	616,432.27
Prosecutor's Office	1,051,338.00	Principal Payments	1,135,000.00	Other Revenues, Revenue Sharing, Tax Effort	6,789.70
Surrogate's Office	153,173.00	Interest Payments	938,005.00	TOTAL	35,897,047.65
Probation Office	1,358,787.00			Prior Years Surplus Appropriated	1,349,000.00
County Clerk (Judicial Functions)	797,703.00	DEFERRED CHARGES	856,000.00	REVENUES TOTAL	37,246,047.65
Sheriff's Office (Judicial Functions)	529,850.00	RESERVE FOR UNCOLLECTED TAXES			
Other Judicial	270,531.00	Emergency Employ. Act-1971	1,066,504.26	CURRENT FINANCES DECEMBER 31, 1972	
PUBLIC SAFETY		EXPENDITURES TOTAL	36,489,457.48	ASSETS	
County Police	87,687.37			Cash Dec. 31,	5,844,299.66
Sheriff's Office	217,468.00	CAPITAL DEBT AUTHORIZED, DECEMBER 31,		Taxes Receivable	
Civil Defense and Disaster Control	79,368.00	ISSUED AND UNISSUED GROSS DEBT		Emergencies and Other Deferred Charges	80,000.00
Environmental Inspection and Control		School		State Aid Receivable	
Weights and Measures	33,209.00	Self-liquidating		Other Receivable	460,663.02
Correctional and Penal	1,332,841.00	Other	28,632,993	TOTAL	6,384,962.68
Other Public Safety	53,024.00	Total	28,632,993		
PUBLIC WORKS				LIABILITIES RESERVES, AND SURPLUS	
Roads and Bridges, Streets, Drainage		ISSUED AND OUTSTANDING		Cash Liabilities	5,016,981.78
State Aid Motor Vehicle Fund	300,800.00	School		Reserves For Receivables	460,663.02
County Funds	1,178,907.00	Self-liquidating		Surplus Dec. 31,	907,317.88
Other Roads and Bridges		Other		TOTAL	6,384,962.68
Public Buildings and Grounds	664,043.00	Total	25,878,000.00		
Other Public Works	87,157.00	Equalized Valuation Basis			
HEALTH AND WELFARE		for Net Debt Computation	3,780,509,833.00		
County Health Department	106,194.00	CAPITAL OUTLAY TOTAL	2,783,566.12		
Mental Health Activities	3,648,406.00				
Tubercular Patient Care	65,298.00	Public Enterprises			
County Hospitals, Homes	4,696,413.00	Recreation—Culture	502,852.45		
County Aid to Hospitals	1,000,000.00	Public Works	529,842.64		
Health Clinics		Buildings and Grounds	704,966.52		
Mosquito Extermination	310,867.00	Library and Education	1,045,904.51		
Health Services Except Environmental	28,125.00	Conservation			
County Welfare Board	4,669,764.59	All Other			
Child Welfare	860,589.10				
Other Welfare Services	449,091.41				
RECREATION AND CONSERVATION					
Parks, Playgrounds, Shade Trees	615,971.00				
Land Reclamation and Conservation	130,573.25				
Other Recreational Services					

COUNTY PASSAIC

COUNTY SEAT Paterson

Form of Government: Board of Chosen Freeholders 7 Members

Number of Constituent Municipalities 16

Population Census 1970 460,782

Population Estimated 1972 469,360

Land Area - Square Miles 192.01

Net Valuation on which County Taxes are Apportioned \$4,289,893,114

Tax Rate per \$100 0.676

Tax Levy 28,942,568.92

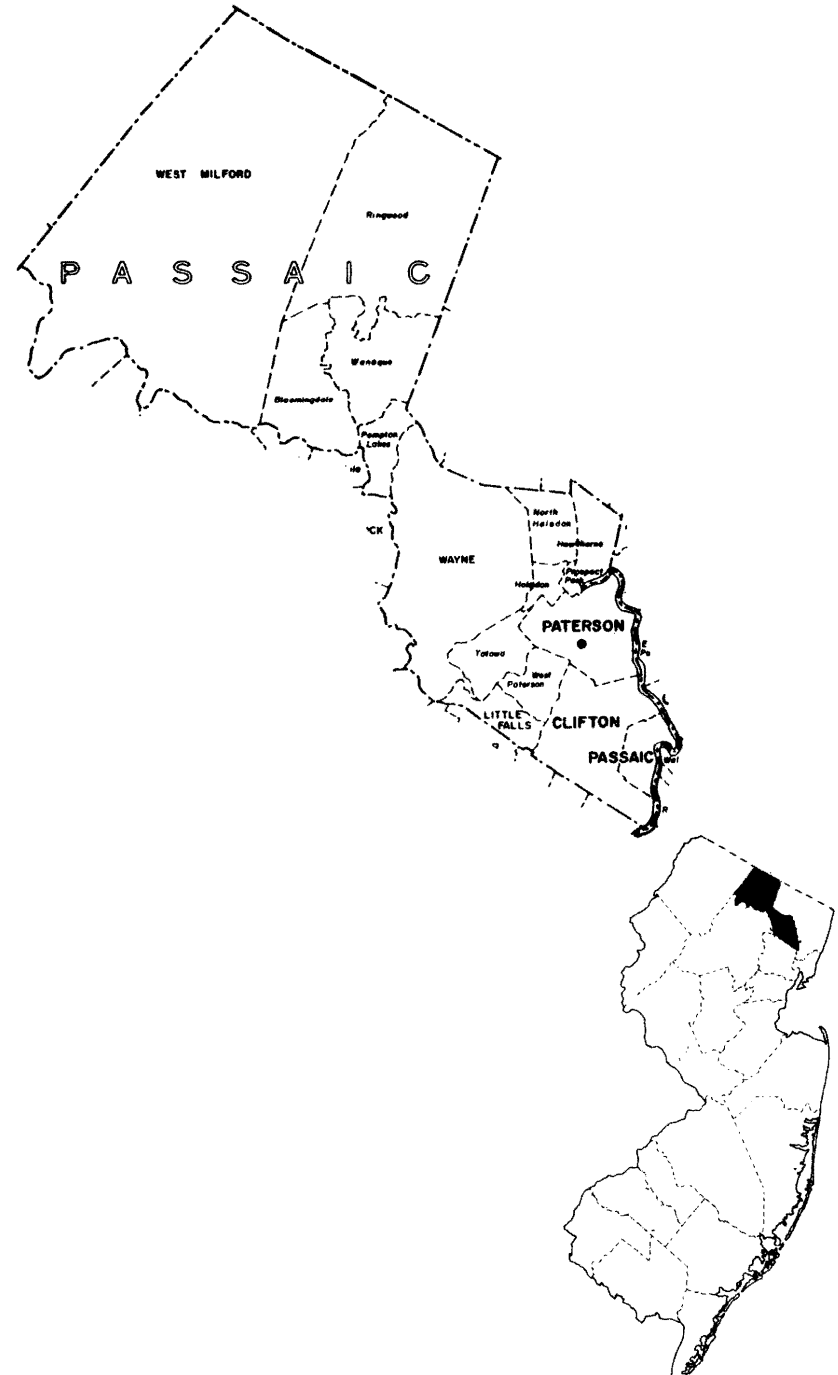
Distribution of Ratables:

Class	Line Items	Assessed Valuation	% of Valuations
Vacant Land	11,771	\$ 171,104,800	4.57
Residential	87,481	2,319,657,340	61.96
Farm	139	2,805,300	0.08
Commercial	7,471	620,448,900	16.57
Industrial	1,436	443,420,350	11.84
Apartments	1,132	186,290,650	4.98
TOTAL	109,430	\$3,743,727,340	100.00

Bond Ratings:

Moody's Aa

Standard & Poor's --



1700

Population 1970 60,346
 Population 1972 63,105
 S & P Rating
 Moody Rating
 Land Area 346.56 Sq. Miles

Net Valuation Taxable
 342,335,211
 Net Valuation on Which County Taxes
 are apportioned:
 452,696,868

SALEM COUNTY — Class 3

Form of Government:

Board of Chosen Freeholders

Number of Freeholders on Board — 7

PER CAPITA:

Gross Debt 37.24
 Net Debt 37.24
 Debt Service 1.63
 Total Tax Levy 65.05
 County Functions: 93.66

PER CENT:

Gross Debt .66
 Net Debt .66

EXPENDITURES		EXPENDITURES (cont'd.)		REVENUES REALIZED	
GENERAL GOVERNMENT		EDUCATION (excluding schools)		Property Taxes	4,105,108.43
Governing Body and Public Boards	91,150.00	County Superintendent of Schools	25,800.00	Collateral Inheritance Tax	16,360.35
County Clerk	98,250.00	Vocational Schools	235,000.00	Financial Business Tax	
Financial Administration	57,800.00	County College	170,000.00	Franchise Tax	
Board of Taxation	26,000.00	County Extension Services	57,900.00	Bank Stock Tax	36,913.97
Planning, Housing, Development	77,900.00	Libraries		Other Miscellaneous Taxes	
Human Resources	3,500.00	Other Educational Services	63,400.00	State Aid Revenues	438,544.62
Elections	83,500.00	STATUTORY EXPENDITURES		Federal Aid Revenues	174,766.00
General Administration	112,230.00	Pensions and F.I.C.A.	196,500.00	State and Local Fiscal Assistance Act Utilized	
JUDICIARY		Employee Fringe Benefits	35,200.00	Institutional Revenues	338,653.81
Superior Court-Law Division		Other Statutory Expenditures		Courts	56,032.53
County Courts	105,150.00			County Clerk & Register	78,375.05
County District Courts		COUNTY FUNCTIONS TOTAL	5,630,240.69	Surrogate	16,774.91
Juvenile and Domestic Relations Courts		CAPITAL IMPROVEMENTS *MEMO	120,000.00	Sheriff	23,706.02
Jury Commission and Jurors' Fees	37,050.00	DEBT SERVICE		Other Miscellaneous Revenues	286,895.21
Law Library	7,500.00	Principal Payments	75,000.00	Other Revenues, Revenue Sharing, Tax Effort	
Prosecutor's Office	108,500.00	Interest Payments	28,100.00	TOTAL	5,572,130.90
Surrogate's Office	38,600.00			Prior Years Surplus Appropriated	555,000.00
Probation Office	140,100.00	DEFERRED CHARGES	2,298.40	REVENUES TOTAL	6,127,130.90
County Clerk (Judicial Functions)		RESERVE FOR UNCOLLECTED TAXES		CURRENT FINANCES DECEMBER 31, 1972	
Sheriff's Office (Judicial Functions)		Emergency Employ. Act-1971	174,766.00	ASSETS	
Other Judicial		EXPENDITURES TOTAL	5,910,405.09	Cash Dec. 31,	1,395,008.12
PUBLIC SAFETY		CAPITAL DEBT AUTHORIZED, DECEMBER 31,		Taxes Receivable	2,703.72
County Police	23,652.00	ISSUED AND UNISSUED GROSS DEBT		Emergencies and Other Deferred Charges	
Sheriff's Office	72,900.00	School		State Aid Receivable	685,403.47
Civil Defense and Disaster Control	14,000.00	Self-liquidating		Other Receivable	288,825.21
Environmental Inspection and Control		Other	2,350,000	TOTAL	2,371,940.52
Weights and Measures	44,900.00	Total	2,350,000	LIABILITIES RESERVES, AND SURPLUS	
Correctional and Penal	230,800.00			Cash Liabilities	1,535,008.14
Other Public Safety		ISSUED AND OUTSTANDING		Reserves For Receivables	291,528.93
PUBLIC WORKS		School		Surplus Dec. 31,	545,403.45
Roads and Bridges, Streets, Drainage	3,000.00	Self-liquidating		TOTAL	2,371,940.52
State Aid Motor Vehicle Fund	330,588.69	Other			
County Funds	1,030,000.00	Total	500,000.00		
Other Roads and Bridges		Equalized Valuation Basis			
Public Buildings and Grounds	133,000.00	for Net Debt Computation	357,013,815.33		
Other Public Works		CAPITAL OUTLAY TOTAL			
HEALTH AND WELFARE		Public Enterprises			
County Health Department	251,800.00	Recreation—Culture			
Mental Health Activities	456,500.00	Public Works			
Tubercular Patient Care	5,000.00	Buildings and Grounds			
County Hospitals, Homes	335,470.00	Library and Education			
County Aid to Hospitals	115,000.00	Conservation			
Health Clinics		All Other			
Mosquito Extermination	44,000.00				
Health Services Except Environmental	35,500.00				
County Welfare Board	595,000.00				
Child Welfare	63,500.00				
Other Welfare Services	73,600.00				
RECREATION AND CONSERVATION					
Parks, Playgrounds, Shade Trees					
Land Reclamation and Conservation	1,000.00				
Other Recreational Services					

COUNTY SALEM

COUNTY SEAT Salem

Form of Government: Board of Chosen Freeholders 7 Members

Number of Constituent Municipalities 15

Population Census 1970 60,346

Population Estimated 1972 63,105

Land Area — Square Miles 346.56

Net Valuation on which County Taxes are Apportioned \$452,696,868

Tax Rate per \$100 0.907

Tax Levy \$4,105,108.43

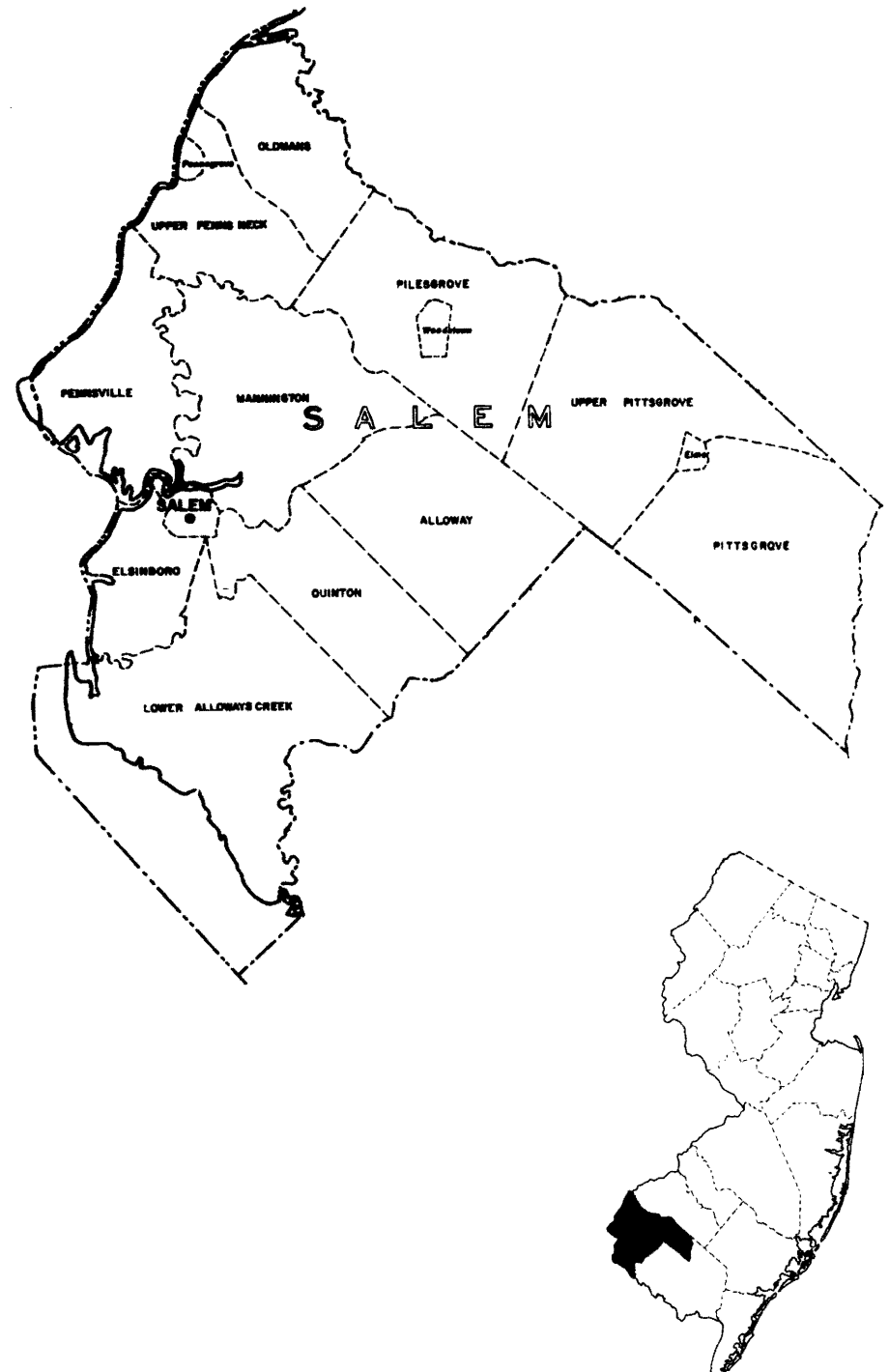
Distribution of Ratables:

Class	Line Items	Assessed Valuation	% of Valuations
Vacant Land	7,092	\$ 10,688,945	3.23
Residential	15,056	165,841,075	50.14
Farm	4,187	40,787,950	12.33
Commercial	1,070	39,645,000	11.99
Industrial	49	70,500,550	21.31
Apartments	31	3,312,800	1.00
TOTAL	27,485	\$ 330,776,320	100.00

Bond Ratings:

Moody's --

Standard & Poor's --



Population 1970	198,372	Net Valuation Taxable	
Population 1972	204,225		1,056,027,052
S & P Rating	AA	Net Valuation on Which County Taxes	
Moody Rating	AA	are apportioned:	
Land Area	305.55 Sq. Miles		2,326,990,762

Number of Freeholders on Board – 5

Gross Debt	118.41
Net Debt	118.41
Debt Service	5.67
Total Tax Levy	55.75
County Functions:	68.23

Gross Debt	1.12
Net Debt	1.12

- 46 -

COUNTY SOMERSET

COUNTY SEAT Somerville

Form of Government: Board of Chosen Freeholders 5 Members

Number of Constituent Municipalities 21

Population Census 1970 198,372

Population Estimated 1972 204,225

Land Area — Square Miles 305.55

Net Valuation on which County Taxes are Apportioned \$2,326,990,762

Tax Rate per \$100 0.492

Tax Levy \$11,384,970.12

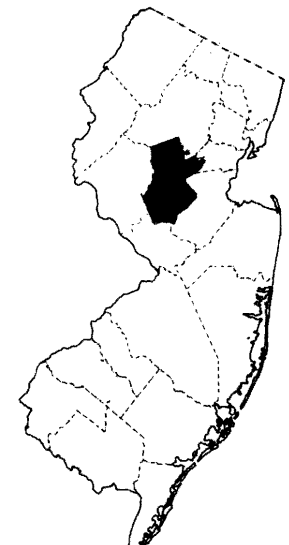
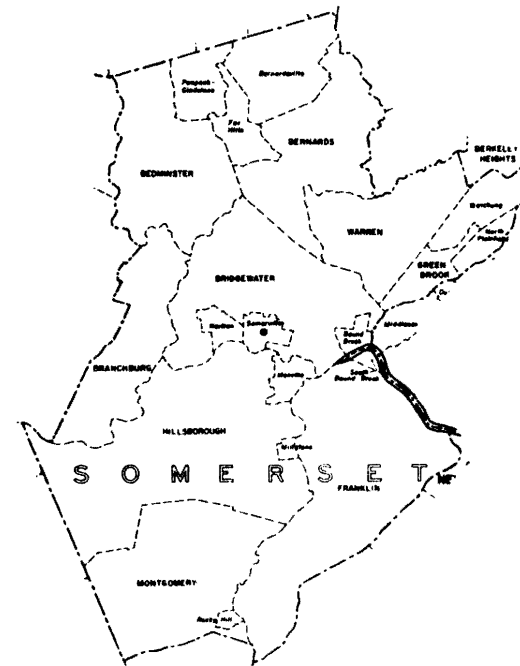
Distribution of Ratables:

Class	Line Items	Assessed Valuation	% of Valuations
Vacant Land	9,624	\$ 59,882,090	5.74
Residential	45,241	696,406,010	66.75
Farm	2,332	39,976,370	3.83
Commercial	2,320	124,922,944	11.97
Industrial	223	93,364,245	8.95
Apartments	147	28,756,900	2.76
TOTAL	59,887	\$1,043,308,559	100.00

Bond Ratings:

Moody's Aa

Standard & Poor's AA



1900

Population 1970 77,528

Population 1972 82,325

S & P Rating A

Moody Rating A

Land Area 526.59 Sq. Miles

Net Valuation Taxable
764,016,234Net Valuation on Which County Taxes
are apportioned:

917,193,180

SUSSEX COUNTY — Class 3

Form of Government:

Board of Chosen Freeholders

Number of Freeholders on Board — 3

PER CAPITA:

Gross Debt 62.68

Net Debt 53.60

Debt Service 9.45

Total Tax Levy 102.52

County Functions: 136.56

PER CENT:

Gross Debt .60

Net Debt .51

EXPENDITURES		EXPENDITURES (cont'd.)		REVENUES REALIZED	
GENERAL GOVERNMENT					
Governing Body and Public Boards	60,776.82	EDUCATION (excluding schools)		Property Taxes	8,440,186.01
County Clerk	173,745.79	County Superintendent of Schools	30,900.00	Collateral Inheritance Tax	
Financial Administration	50,706.97	Vocational Schools	1,434,625.00	Financial Business Tax	
Board of Taxation	38,474.62	County College		Franchise Tax	15,682.96
Planning, Housing, Development	69,926.00	County Extension Services	51,017.34	Bank Stock Tax	52,473.92
Human Resources	78,146.76	Libraries		Other Miscellaneous Taxes	
Elections	80,885.18	Other Educational Services	75,700.00	State Aid Revenues	628,201.00
General Administration	167,327.66	STATUTORY EXPENDITURES		Federal Aid Revenues	312,038.18
JUDICIARY		Pensions and F.I.C.A.	303,635.00	State and Local Fiscal Assistance Act Utilized	
Superior Court-Law Division		Employee Fringe Benefits	127,500.00	Institutional Revenues	459,268.34
County Courts	92,424.92	Other Statutory Expenditures		Courts	25,704.78
County District Courts	37,121.99			County Clerk & Register	283,487.61
Juvenile and Domestic Relations Courts				Surrogate	19,815.09
Jury Commission and Jurors' Fees	28,826.81	COUNTY FUNCTIONS TOTAL	9,699,235.29	Sheriff	22,539.40
Law Library	4,199.94	CAPITAL IMPROVEMENTS *MEMO	332,300.00	Other Miscellaneous Revenues	644,505.91
Prosecutor's Office	69,439.59	DEBT SERVICE		Other Revenues, Revenue Sharing, Tax Effort	
Surrogate's Office	47,582.01	Principal Payments	554,000.00	TOTAL	10,903,903.20
Probation Office	136,492.00	Interest Payments	223,753.00	Prior Years Surplus Appropriated	800,000.00
County Clerk (Judicial Functions)				REVENUES TOTAL	11,703,903.20
Sheriff's Office (Judicial Functions)		DEFERRED CHARGES	453,276.93		
Other Judicial	4,000.00	RESERVE FOR UNCOLLECTED TAXES		CURRENT FINANCES DECEMBER 31, 1972	
PUBLIC SAFETY		Emergency Employ. Act-1971	312,038.18	ASSETS	
County Police		EXPENDITURES TOTAL	11,242,303.40	Cash Dec. 31,	3,383,306.46
Sheriff's Office	53,276.49			Taxes Receivable	173,429.76
Civil Defense and Disaster Control	44,144.00	CAPITAL DEBT AUTHORIZED, DECEMBER 31,		Emergencies and Other Deferred Charges	440,250.00
Environmental Inspection and Control		ISSUED AND UNISSUED GROSS DEBT		State Aid Receivable	
Weights and Measures	44,301.00	School		Other Receivable	241,858.44
Correctional and Penal	176,567.64	Self-liquidating		TOTAL	4,238,844.66
Other Public Safety		Other	5,160,114		
		Total	5,160,114	LIABILITIES RESERVES, AND SURPLUS	
PUBLIC WORKS				Cash Liabilities	2,006,268.91
Roads and Bridges, Streets, Drainage	7,700.00	ISSUED AND OUTSTANDING		Reserves For Receivables	415,288.20
State Aid Motor Vehicle Fund	353,176.85	School		Surplus Dec. 31,	1,817,287.55
County Funds	2,734,186.09	Self-liquidating		TOTAL	4,238,844.66
Other Roads and Bridges	192,550.29	Other			
Public Buildings and Grounds	366,479.30	Total	3,853,000.00		
Other Public Works	128,430.00	Equalized Valuation Basis			
		for Net Debt Computation	860,868,395.67		
HEALTH AND WELFARE		CAPITAL OUTLAY TOTAL	366,256.06		
County Health Department	107,151.06				
Mental Health Activities	377,823.00	Public Enterprises			
Tubercular Patient Care	1,500.00	Recreation—Culture			
County Hospitals, Homes	583,795.00	Public Works	33,036.78		
County Aid to Hospitals	50,000.00	Buildings and Grounds	242,809.09		
Health Clinics	12,500.00	Library and Education	90,410.19		
Mosquito Extermination	3,000.00	Conservation			
Health Services Except Environmental	288,047.21	All Other			
County Welfare Board	569,482.00				
Child Welfare	332,498.00				
Other Welfare Services	84,329.96				
RECREATION AND CONSERVATION					
Parks, Playgrounds, Shade Trees	3,700.00				
Land Reclamation and Conservation	900.00				
Other Recreational Services	243.00				

COUNTY SUSSEX

COUNTY SEAT Newton

Form of Government: Board of Chosen Freeholders 3 Members

Number of Constituent Municipalities 24

Population Census 1970 77,528

Population Estimated 1972 82,325

Land Area — Square Miles 526.59

Net Valuation on which County Taxes are Apportioned \$917,193,180

Tax Rate per \$100 0.926

Tax Levy \$8,440,186.01

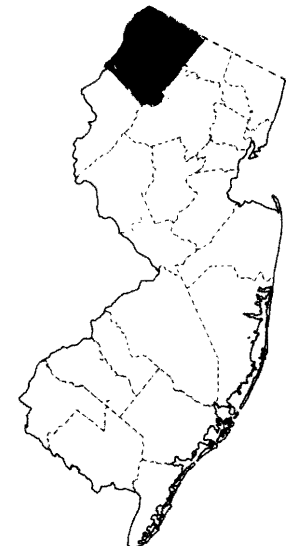
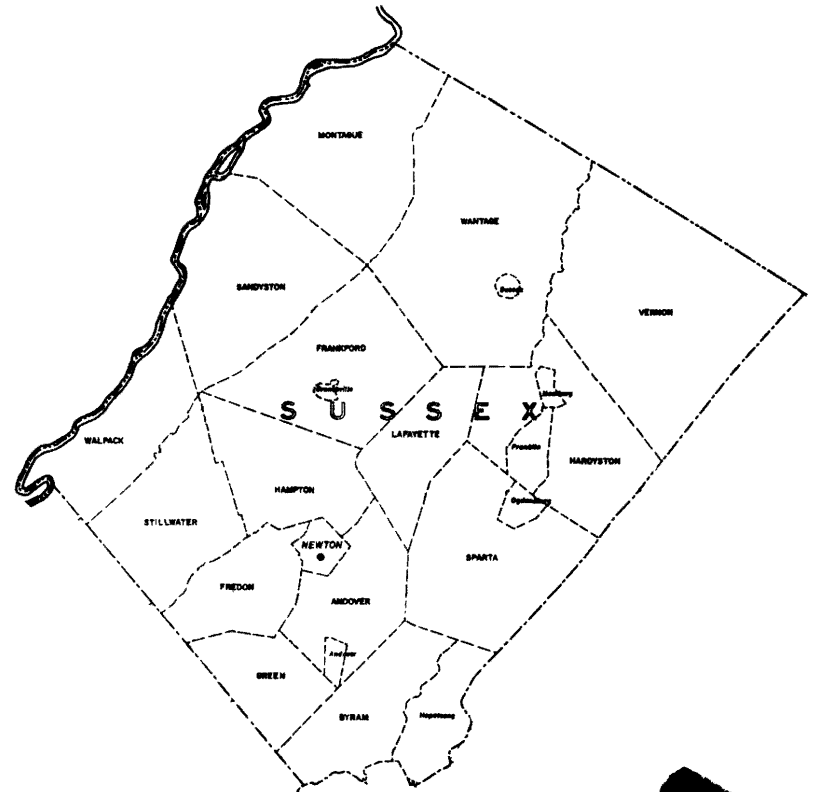
Distribution of Ratables:

Class	Line Items	Assessed Valuation	% of Valuations
Vacant Land	24,906	\$ 81,105,499	10.93
Residential	29,650	498,754,551	67.23
Farm	3,504	56,024,320	7.55
Commercial	1,519	82,721,337	11.15
Industrial	108	19,408,710	2.62
Apartments	42	3,841,255	0.52
TOTAL	59,729	\$ 741,855,672	100.00

Bond Ratings:

Moody's A

Standard & Poor's A



2000

Population 1970 543,116 Net Valuation Taxable
 Population 1972 551,285 4,555,091,864
 S & P Rating AA Net Valuation on Which County Taxes
 Moody Rating AA are apportioned:
 Land Area 102.93 Sq. Miles 5,817,526,113

UNION COUNTY — Class 2
 Form of Government:
 Board of Chosen Freeholders
 Number of Freeholders on Board — 9

PER CAPITA:
 Gross Debt 45.33
 Net Debt 43.72
 Debt Service 4.50
 Total Tax Levy 56.15
 County Functions: 68.80

PER CENT:
 Gross Debt .46
 Net Debt .44

EXPENDITURES		EXPENDITURES (cont'd.)		REVENUES REALIZED	
GENERAL GOVERNMENT		EDUCATION (excluding schools)		Property Taxes	30,955,909.13
Governing Body and Public Boards	644,514.10	County Superintendent of Schools	53,300.00	Collateral Inheritance Tax	289,726.84
County Clerk	350,520.00	Vocational Schools	848,546.00	Financial Business Tax	83,204.70
Financial Administration	209,045.00	County College	1,102,080.00	Franchise Tax	
Board of Taxation	174,152.60	County Extension Services	86,450.00	Bank Stock Tax	354,098.23
Planning, Housing, Development	230,900.00	Libraries		Other Miscellaneous Taxes	
Human Resources	90,300.00	Other Educational Services	162,490.00	State Aid Revenues	810,541.96
Elections	729,800.00	STATUTORY EXPENDITURES		Federal Aid Revenues	663,000.00
General Administration	1,173,465.00	Pensions and F.I.C.A.	1,563,337.00	State and Local Fiscal Assistance Act Utilized	
JUDICIARY		Employee Fringe Benefits	325,800.00	Institutional Revenues	2,665,037.23
Superior Court-Law Division		Other Statutory Expenditures		Courts	460,288.19
County Courts	951,874.00			County Clerk & Register	790,433.21
County District Courts	320,977.00	COUNTY FUNCTIONS TOTAL	34,779,714.10	Surrogate	144,812.40
Juvenile and Domestic Relations Courts	248,350.00	CAPITAL IMPROVEMENTS *MEMO	3,400,000.00	Sheriff	147,244.65
Jury Commission and Jurors' Fees	48,050.00	DEBT SERVICE		Other Miscellaneous Revenues	1,306,120.59
Law Library	17,100.00	Principal Payments	1,537,000.00	Other Revenues, Revenue Sharing, Tax Effort	1,693.03
Prosecutor's Office	1,586,461.90	Interest Payments	943,972.50	TOTAL	38,672,110.16
Surrogate's Office	166,550.00			Prior Years Surplus Appropriated	1,700,000.00
Probation Office	1,208,305.00	DEFERRED CHARGES	4,490.34	REVENUES TOTAL	40,372,110.16
County Clerk (Judicial Functions)	307,880.00	RESERVE FOR UNCOLLECTED TAXES			
Sheriff's Office (Judicial Functions)	1,182,350.00	Emergency Employ. Act-1971	663,000.00	CURRENT FINANCES DECEMBER 31, 1972	
Other Judicial		EXPENDITURES TOTAL	37,928,176.94	ASSETS	
PUBLIC SAFETY				Cash Dec. 31,	5,350,483.00
County Police	155,882.00	CAPITAL DEBT AUTHORIZED, DECEMBER 31,		Taxes Receivable	
Sheriff's Office	248,850.00	ISSUED AND UNISSUED GROSS DEBT		Emergencies and Other Deferred Charges	286,891.30
Civil Defense and Disaster Control	53,900.00	School		State Aid Receivable	
Environmental Inspection and Control		Self-liquidating		Other Receivable	220,731.38
Weights and Measures	66,130.00	Other	24,991,450	TOTAL	5,858,105.68
Correctional and Penal	1,399,441.00	Total	24,991,450	LIABILITIES RESERVES, AND SURPLUS	
Other Public Safety	4,000.00			Cash Liabilities	3,271,950.30
PUBLIC WORKS		ISSUED AND OUTSTANDING		Reserves For Receivables	220,731.38
Roads and Bridges, Streets, Drainage	11,000.00	School		Surplus Dec. 31,	2,365,424.00
State Aid Motor Vehicle Fund	251,840.00	Self-liquidating		TOTAL	5,858,105.68
County Funds	853,650.00	Other			
Other Roads and Bridges		Total	23,778,000.00		
Public Buildings and Grounds	1,997,500.00	Equalized Valuation Basis			
Other Public Works		for Net Debt Computation	5,468,239,901.67		
HEALTH AND WELFARE		CAPITAL OUTLAY TOTAL	4,197,848.91		
County Health Department	129,750.00				
Mental Health Activities	1,794,493.50	Public Enterprises			
Tubercular Patient Care	82,450.00	Recreation—Culture			
County Hospitals, Homes	4,593,000.00	Public Works	2,173,398.51		
County Aid to Hospitals	1,300,000.00	Buildings and Grounds	217,662.00		
Health Clinics		Library and Education	1,806,788.40		
Mosquito Extermination	348,000.00	Conservation			
Health Services Except Environmental	119,000.00	All Other			
County Welfare Board	3,085,130.00				
Child Welfare	2,052,000.00				
Other Welfare Services	14,700.00				
RECREATION AND CONSERVATION					
Parks, Playgrounds, Shade Trees	2,436,400.00				
Land Reclamation and Conservation					
Other Recreational Services					

COUNTY _____ UNION _____

COUNTY SEAT _____ Elizabeth _____

Form of Government: Board of Chosen Freeholders _____ 9 Members

Number of Constituent Municipalities _____ 21

Population Census 1970 _____ 543,116

Population Estimated 1972 _____ 551,285

Land Area — Square Miles _____ 102.93

Net Valuation on which County Taxes are Apportioned \$5,817,526,113

Tax Rate per \$100 _____ 0.533

Tax Levy _____ \$30,955,909.13

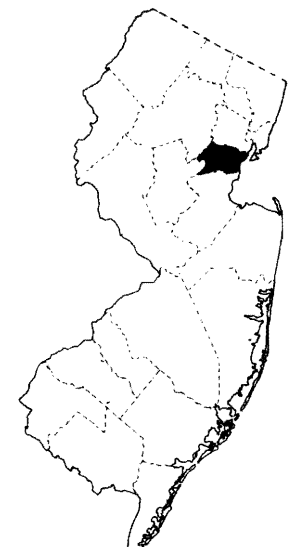
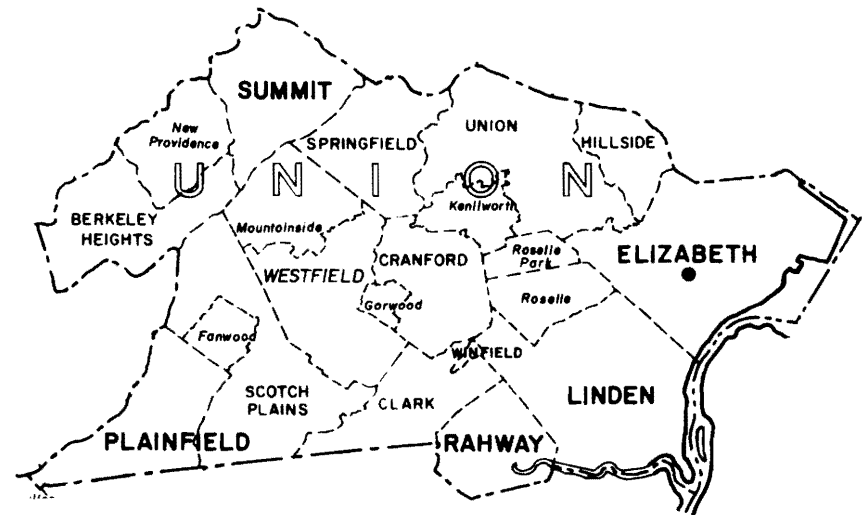
Distribution of Ratables:

Class	Line Items	Assessed Valuation	% of Valuations
Vacant Land	7,762	\$ 82,542,460	1.84
Residential	115,762	2,864,264,150	63.86
Farm	85	1,991,730	0.05
Commercial	7,484	575,039,540	12.82
Industrial	1,600	714,415,260	15.93
Apartments	1,132	246,808,880	5.50
TOTAL	133,825	\$4,485,062,020	100.00

Bond Ratings:

Moody's _____ Aa

Standard & Poor's _____ AA



2100

Population 1970 **73,960**
 Population 1972 **75,930**
 S & P Rating
 Moody Rating **AA**
 Land Area **361.55** Sq. Miles

Net Valuation Taxable
 589,298,985
 Net Valuation on Which County Taxes
 are apportioned:
 615,205,106

WARREN COUNTY — Class 3
 Form of Government:
 Board of Chosen Freeholders
 Number of Freeholders on Board — 3

PER CAPITA:

Gross Debt **41.61**
 Net Debt **37.76**
 Debt Service **4.30**
 Total Tax Levy **66.79**
 County Functions: **102.01**

PER CENT:

Gross Debt **.55**
 Net Debt **.50**

EXPENDITURES		EXPENDITURES (cont'd.)		REVENUES REALIZED	
GENERAL GOVERNMENT					
Governing Body and Public Boards	102,900.00	EDUCATION (excluding schools)		Property Taxes	5,071,034.34
County Clerk	98,700.00	County Superintendent of Schools	12,720.00	Collateral Inheritance Tax	
Financial Administration	10,053.04	Vocational Schools	317,000.00	Financial Business Tax	
Board of Taxation	35,000.00	County College		Franchise Tax	
Planning, Housing, Development	69,000.00	County Extension Services	54,300.00	Bank Stock Tax	49,326.38
Human Resources	5,000.00	Libraries		Other Miscellaneous Taxes	
Elections	72,650.00	Other Educational Services	37,800.00	State Aid Revenues	312,601.29
General Administration	133,649.68	STATUTORY EXPENDITURES		Federal Aid Revenues	272,661.00
JUDICIARY		Pensions and F.I.C.A.	302,800.00	State and Local Fiscal Assistance Act Utilized	
Superior Court-Law Division		Employee Fringe Benefits	108,000.00	Institutional Revenues	700,834.34
County Courts	141,750.00	Other Statutory Expenditures		Courts	19,038.25
County District Courts	35,000.00			County Clerk & Register	149,195.63
Juvenile and Domestic Relations Courts		COUNTY FUNCTIONS TOTAL	6,912,531.83	Surrogate	16,306.53
Jury Commission and Jurors' Fees	27,000.00	CAPITAL IMPROVEMENTS *MEMO	560,000.00	Sheriff	10,870.88
Law Library	6,799.60	DEBT SERVICE		Other Miscellaneous Revenues	560,824.90
Prosecutor's Office	82,500.00	Principal Payments	225,000.00	Other Revenues, Revenue Sharing, Tax Effort	57,723.61
Surrogate's Office	38,750.00	Interest Payments	101,465.00	TOTAL	7,220,417.15
Probation Office	148,000.00			Prior Years Surplus Appropriated	1,100,000.00
County Clerk (Judicial Functions)		DEFERRED CHARGES	226,585.88	REVENUES TOTAL	8,320,417.15
Sheriff's Office (Judicial Functions)		RESERVE FOR UNCOLLECTED TAXES	5,175.84		
Other Judicial	5,000.00	Emergency Employ. Act-1971	274,484.00	CURRENT FINANCES DECEMBER 31, 1972	
PUBLIC SAFETY		EXPENDITURES TOTAL	7,745,242.55	ASSETS	
County Police				Cash Dec. 31,	2,932,167.04
Sheriff's Office	43,600.00	CAPITAL DEBT AUTHORIZED, DECEMBER 31,		Taxes Receivable	3,136.21
Civil Defense and Disaster Control	14,500.00	ISSUED AND UNISSUED GROSS DEBT		Emergencies and Other Deferred Charges	22,300.00
Environmental Inspection and Control		School		State Aid Receivable	
Weights and Measures	33,800.00	Self-liquidating		Other Receivable	101,919.50
Correctional and Penal	119,300.00	Other	3,159,113	TOTAL	3,059,522.75
Other Public Safety		Total	3,159,113		
PUBLIC WORKS				LIABILITIES RESERVES, AND SURPLUS	
Roads and Bridges, Streets, Drainage	7,232.83	ISSUED AND OUTSTANDING		Cash Liabilities	1,305,702.70
State Aid Motor Vehicle Fund	346,940.00	School		Reserves For Receivables	105,055.71
County Funds	1,357,041.56	Self-liquidating		Surplus Dec. 31,	1,648,764.34
Other Roads and Bridges		Other	2,365,000.00	TOTAL	3,059,522.75
Public Buildings and Grounds	218,000.00	Total	2,365,000.00		
Other Public Works	8,000.00	Equalized Valuation Basis for Net Debt Computation	577,342,046.00		
HEALTH AND WELFARE		CAPITAL OUTLAY TOTAL	632,126.81		
County Health Department	136,600.00				
Mental Health Activities	841,000.00	Public Enterprises			
Tubercular Patient Care	1,000.00	Recreation—Culture			
County Hospitals, Homes	670,950.00	Public Works	457,636.64		
County Aid to Hospitals	87,500.00	Buildings and Grounds	174,490.17		
Health Clinics	22,700.00	Library and Education			
Mosquito Extermination	15,000.00	Conservation			
Health Services Except Environmental	246,000.00	All Other			
County Welfare Board	690,607.00				
Child Welfare	153,000.00				
Other Welfare Services	53,888.12				
RECREATION AND CONSERVATION					
Parks, Playgrounds, Shade Trees	1,000.00				
Land Reclamation and Conservation	500.00				
Other Recreational Services					

COUNTY WARREN

COUNTY SEAT Belvidere

Form of Government: Board of Chosen Freeholders 3 Members

Number of Constituent Municipalities 23

Population Census 1970 73,879

Population Estimated 1972 75,930

Land Area - Square Miles 361.55

Net Valuation on which County Taxes are Apportioned \$615,205,106

Tax Rate per \$100 0.829

Tax Levy \$5,071,034.34

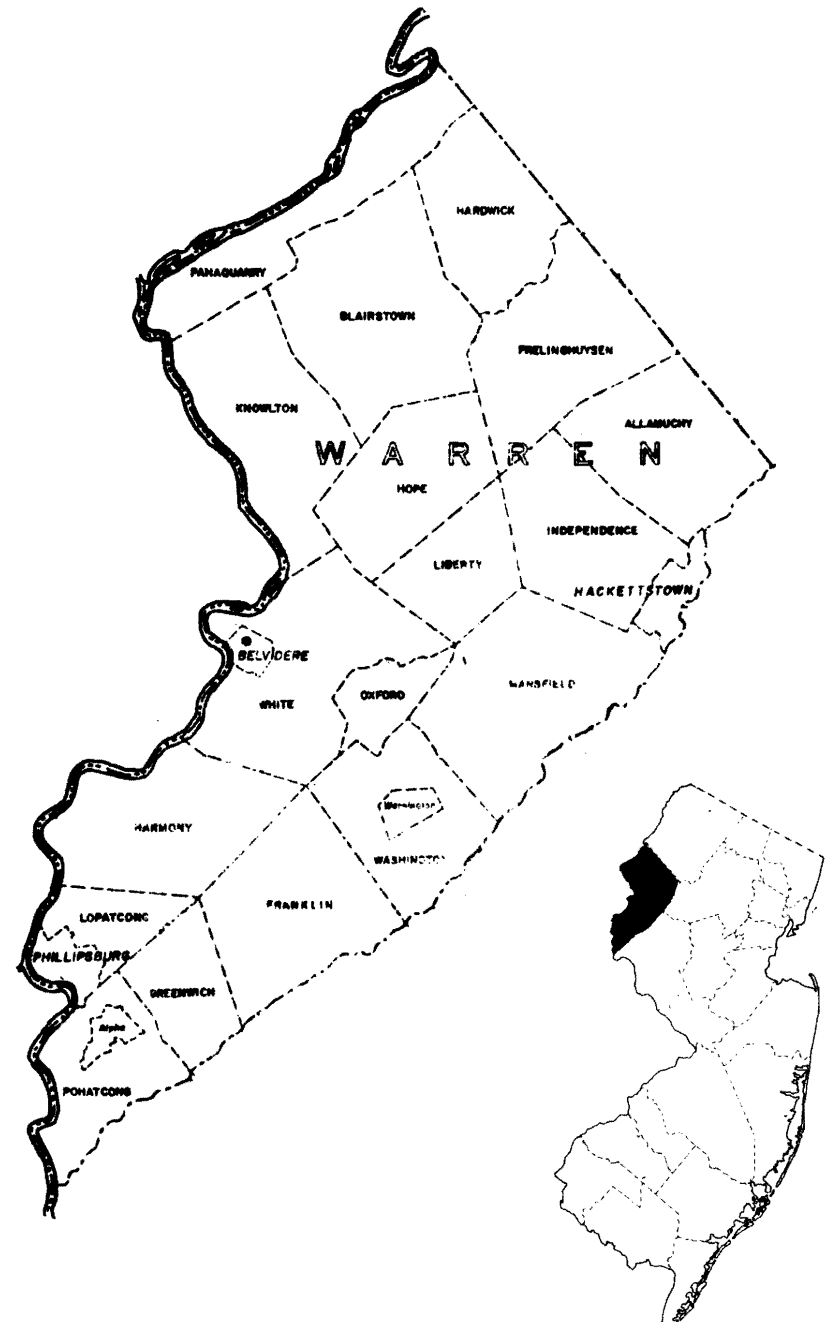
Distribution of Ratables:

Class	Line Items	Assessed Valuation	% of Valuations
Vacant Land	5,734	\$ 31,947,796	5.53
Residential	18,970	341,276,929	59.09
Farm	3,047	51,830,357	8.97
Commercial	1,564	74,639,452	12.92
Industrial	181	60,844,779	10.54
Apartments	63	17,063,225	2.95
TOTAL	29,559	\$ 577,602,538	100.00

Bond Ratings:

Moody's Aa

Standard & Poor's --



SUMMARY OF COUNTY UNITS

Form of Government: Boards of Chosen Freeholders_____

Number of County Units — 21

Number of Constituent Municipalities_____567

Population Census 1970_____7,168,164

Population Estimated 1972_____7,382,985

Land Area — Square Miles_____7,489.20

Net Valuation on which County Taxes are Apportioned\$66,937,287,978

County Tax Levy_____472,788,995

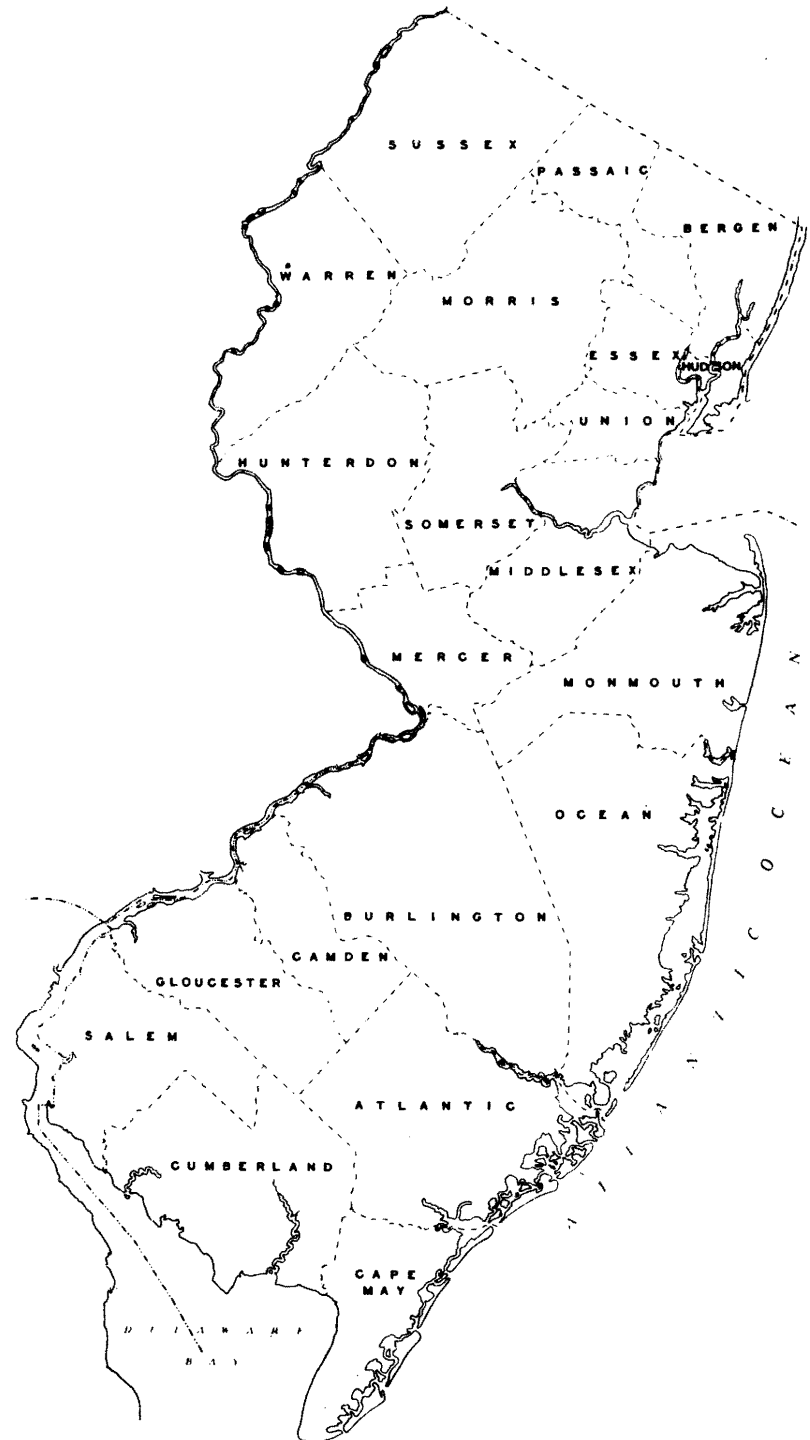
Distribution of Ratables:

Class	Line Items	Assessed Valuation	% of Valuations
Vacant Land	390,338	\$2,262,115,244	4.49
Residential	1,563,721	31,798,889,727	63.06
Farm	46,642	757,184,534	1.50
Commercial	109,775	7,302,103,530	14.48
Industrial	17,158	5,255,208,042	10.36
Apartments	20,545	3,082,191,713	6.11
TOTAL	2,148,179	50,427,692,790	100.00

Bond Ratings:

Moody's_____

Standard & Poor_____



STATE SUMMARIES

Population 1970 7,168,164
Population 1972 7,382,985

SUMMARY OF COUNTY DATA SHEETS

PER CAPITA:

Gross Debt 72.26
Net Debt 68.68
Debt Service 6.20
Total Tax Levy 64.04
County Functions: 88.19

PER CENT:

Gross Debt 0.88
Net Debt 0.83

EXPENDITURES		EXPENDITURES (cont'd.)		REVENUES REALIZED	
GENERAL GOVERNMENT		EDUCATION (excluding schools)		Property Taxes	
Governing Body and Public Boards	3,653,201.21	County Superintendent of Schools	1,060,848.08	Collateral Inheritance Tax	472,788,994.58
County Clerk	7,217,025.88	Vocational Schools	21,749,553.20	Financial Business Tax	2,800,130.71
Financial Administration	3,609,722.03	County College	21,067,538.35	Franchise Tax	822,032.61
Board of Taxation	1,529,654.17	County Extension Services	1,422,236.88	Bank Stock Tax	822,230.75
Planning, Housing, Development	3,379,510.71	Libraries	75,000.00	Other Miscellaneous Taxes	4,810,024.97
Human Resources	2,098,544.05	Other Educational Services	1,917,599.20	State Aid Revenues	9,210.73
Elections	9,188,825.18	STATUTORY EXPENDITURES		Federal Aid Revenues	35,231,402.40
General Administration	17,384,600.31	Pensions and F.I.C.A.	24,286,711.05	State and Local Fiscal Assistance Act Utilized	27,153,220.33
JUDICIARY		Employee Fringe Benefits	7,038,106.38	Institutional Revenues	351,598.80
Superior Court-Law Division	311,535.15	Other Statutory Expenditures		Courts	44,237,015.78
County Courts	13,734,802.19			County Clerk & Register	3,755,737.24
County District Courts	4,549,234.92	COUNTY FUNCTIONS	569,408,822.95	Surrogate	12,156,530.78
Juvenile and Domestic Relations Courts	2,130,291.69	CAPITAL IMPROVEMENTS *MEMO	14,790,398.88	Sheriff	1,828,024.85
Jury Commission and Jurors' Fees	3,570,163.80	DEBT SERVICE		Other Miscellaneous Revenues	2,317,581.67
Law Library	312,877.54	Principal Payments	26,017,000.00	Other Revenues, Revenue Sharing, Tax Effort	21,268,328.49
Prosecutor's Office	14,790,665.65	Interest Payments	18,687,597.48	TOTAL	508,070.93
Surrogate's Office	2,879,184.69			Prior Years Surplus Appropriated	631,211,934.42
Probation Office	13,902,995.05	DEFERRED CHARGES	10,688,516.90	REVENUES	41,616,345.20
County Clerk (Judicial Functions)	1,918,673.40	RESERVE FOR UNCOLLECTED TAXES	5,175.84	TOTAL	672,828,279.62
Sheriff's Office (Judicial Functions)	3,264,864.75	Emergency Employ. Act-1971	26,319,796.89	CURRENT FINANCES DECEMBER 31, 1972	
Other Judicial	424,284.00	EXPENDITURES	651,126,910.06	ASSETS	
PUBLIC SAFETY		CAPITAL DEBT AUTHORIZED, DECEMBER 31,		Cash Dec. 31,	125,918,212.68
County Police	4,009,497.72	ISSUED AND UNISSUED		Taxes Receivable	1,338,499.42
Sheriff's Office	7,712,942.07	School		Emergencies and Other Deferred Charges	4,838,765.55
Civil Defense and Disaster Control	789,695.74	Self-liquidating		State Aid Receivable	11,286,078.40
Environmental Inspection and Control		Other	533,514,520	Other Receivable	11,649,228.81
Weights and Measures	910,087.82	Total	533,514,520	TOTAL	155,030,784.86
Correctional and Penal	25,209,930.77			LIABILITIES RESERVES, AND SURPLUS	
Other Public Safety	1,070,926.70	ISSUED AND OUTSTANDING		Cash Liabilities	97,054,927.82
PUBLIC WORKS		School		Reserves For Receivables	12,987,728.23
Roads and Bridges, Streets, Drainage	2,637,735.16	Self-liquidating		Surplus Dec. 31,	44,988,128.81
State Aid Motor Vehicle Fund	8,738,291.56	Other		TOTAL	155,030,784.86
County Funds	34,525,555.34	Total	448,670,713.00		
Other Roads and Bridges	367,550.29				
Public Buildings and Grounds	22,105,273.30	Equalized Valuation Basis for Net Debt Computation	61,079,061,733.00		
Other Public Works	3,809,912.53	CAPITAL OUTLAY	59,476,078.93		
HEALTH AND WELFARE		Public Enterprises	426,526.09		
County Health Department	6,433,008.97	Recreation—Culture	2,597,140.82		
Mental Health Activities	62,352,383.28	Public Works	22,227,372.83		
Tubercular Patient Care	573,065.50	Buildings and Grounds	8,840,546.48		
County Hospitals, Homes	66,654,797.98	Library and Education	25,384,492.71		
County Aid to Hospitals	7,689,951.00	Conservation			
Health Clinics	587,472.64	All Other			
Mosquito Extermination	5,321,530.09				
Health Services Except Environmental	1,846,245.21				
County Welfare Board	70,610,840.99				
Child Welfare	17,538,895.77				
Other Welfare Services	5,761,995.76				
RECREATION AND CONSERVATION					
Parks, Playgrounds, Shade Trees	23,165,066.00				
Land Reclamation and Conservation	468,778.25				
Other Recreational Services	49,143.00				

Population 1970 7,168,164
Population 1972 7,382,985

SUMMARY OF MUNICIPAL DATA SHEETS

PER CAPITA:
Gross Debt 432.21
Net Debt 139.03
Debt Service 12.99
Total Tax Levy 332.15
Municipal Expenditures 179.82

PER CENT:
Gross Debt 5.22
Net Debt 1.68
Tax Levy Collected 95.37
Tax Levy Cancelled, Abated or Adjusted 0.55

EXPENDITURES		REVENUES-REALIZED		1972 PROPERTY TAX	
GENERAL GOVERNMENT				STATE EQUALIZED TAX RATE	
Governing Body & Public Boards	4,103,683.90	1972 Property Taxes Collected	2,323,698,669.00	Local District School Taxes	1,189,300,606.90
Municipal Clerk	3,290,371.64	1972 Payments in Lieu of Taxes	4,994,603.15	Regional & Consolidated School Tax	186,554,688.94
Financial Administration	** 11,654,708.62	Delinquent Tax & Lien Collections	94,683,265.75	School Taxes in Municipal Budget	27,516,628.60
Assessment of Taxes	** 12,088,974.42	Business Personalty Replacement Taxes	111,270,894.18	County Taxes	472,788,554.59
Collection of Taxes	12,453,344.19	Taxes from Public Utilities	174,558,430.17	County Library Taxes	4,420,552.03
Planning, Housing & Development	18,024,775.61	Other Miscellaneous Tax Revenues	6,230,462.10	Local Municipal Purpose Taxes	527,799,525.55
Human Resources	2,685,812.40	State Aid Revenues	105,598,071.10	Veteran & Senior Citizen Taxes	34,602,064.66
Elections	1,244,560.84	Federal Aid Revenues	46,051,208.55	Total Taxes for Rate Computation	2,443,584,901.67
General Administration (other)	80,043,413.15	State and Local Fiscal Assistance Act Utilized	818,651.00	Special District Taxes	8,748,180.84
JUDICIARY	** 10,365,917.87	Sale of Acquired Property	8,578,418.58	Bank Stock Taxes	4,810,479.37
Municipal Courts		Other Miscellaneous Revenues	91,945,416.78	Added and Omitted Taxes	29,513,886.49
PUBLIC SAFETY		Other Revenues, Revenue Sharing Tax Effort	55,269,348.37	Total Taxes Levied - ABSTRACT	2,452,254,383.71
Fire Protection	** 111,247,545.12	Total	3,024,097,439.13	Total Taxes Billed	2,436,566,091.18
Police Protection	** 234,233,287.83	Prior Years Surplus Appropriated	155,300,406.31	1972 TAXES COLLECTED	2,323,698,669.00
Civil Defense & Disaster Control	1,567,165.48	REVENUES TOTAL	3,179,397,845.44	1972 Taxes Cancelled, Abated or Adjusted	13,373,017.17
Environmental Inspection & Control	** 11,515,782.48	CAPITAL OUTLAY TOTAL	172,929,855.93	Transfer to Tax Title Liens or Foreclosed	14,157,861.01
Other Public Safety	** 1,571,370.90	Public Enterprises	26,437,821.90	Balance Outstanding Dec. 31, 1972	102,686,227.49
PUBLIC WORKS		Recreation—Culture	6,325,178.41	PRIOR YEARS TAXES OUTSTANDING	
Streets and Drainage	** 130,037,355.90	Public Works	67,054,183.25	Balance January 1, 1972	117,910,325.61
Sewers and Sewage Processing	** 17,875,615.11	Buildings and Grounds	26,482,231.68	Collected in 1972	81,908,183.32
Garbage and Trash Disposal	** 60,298,240.16	Library and Education	46,353,005.32	Cancelled, Abated or Adjusted 1972	3,545,602.86
Public Buildings and Grounds	** 34,366,140.64	Conservation	277,435.37	Transfers to Tax Title Liens or Foreclosed	4,478,561.12
Other Public Works	** 10,411,175.81	All Other		Balance December 31, 1972	27,977,978.31
HEALTH and WELFARE		CAPITAL DEBT AUTHORIZED, DECEMBER 31, 1972		TAX TITLE LIENS OUTSTANDING	
Health Services Except Environmental	** 21,832,023.57	ISSUED AND UNISSUED		Balance January 1, 1972	47,737,761.58
Welfare-Public Assistance	10,753,151.17	School	1,797,573,154	Transfers From Taxes	19,351,102.58
Hospitals, Clinics, First Aid	6,275,210.64	Self-liquidating	438,858,653	Redeemed in 1972	12,189,397.87
Animal, Insect, & Rodent Control	2,018,244.22	Other	954,588,517	Cancelled, Abated or Adjusted (1972)	765,932.62
Other Welfare Services	** 2,078,651.77	Total	3,191,020,325	Transfers to Foreclosed Property	5,752,039.39
RECREATION and CONSERVATION		ISSUED AND OUTSTANDING		Balance December 31, 1972	48,381,454.68
Beaches and Boardwalks	4,357,572.37	School	1,508,551,431.15	PROPERTY ACQUIRED BY DEED OR FORECLOSURE	
Parks, Playgrounds, Shade Trees	** 21,370,420.37	Self-Liquidating	335,563,222.84	Balance January 1, 1972	69,566,577.29
Land Reclamation & Conservation	3,234,401.20	Other	697,424,959.18	Transfers From Taxes or Liens	5,721,938.70
Other Recreational Services	** 16,160,306.61	Total	2,541,539,613.17	Sale for Cash (1972)	5,528,626.80
EDUCATION (excluding schools)		EQUALIZED VALUATION BASIS		Cancelled, Abated or Adjusted (1972)	1,855,068.19
Libraries	28,708,984.01	FOR NET DEBT COMPUTATION	61,079,061,733.00	Balance December 31, 1972	67,891,221.00
Other Educational Services	12,602,334.60	REAL PROPERTY VALUATIONS		CURRENT FINANCES DECEMBER 31, 1972	
STATUTORY EXPENDITURES		Code Class # of Parcels % VAL'N ASSESSED VALUATION		ASSETS	
Pensions & F. I. C. A.	71,670,370.82	1 Vacant Land 390338 4.49	2,262,115,244.00	Cash Dec. 31, 1972	531,517,242.92
Employee Fringe Benefits	18,509,887.76	2 Residential 1563721 63.06	31,798,889,727.00	Taxes Receivable	130,642,108.94
Other Statutory Expenditures		3 Farm 46642 1.50	757,184,534.00	Tax Title Liens	48,363,795.14
MUNICIPAL FUNCTIONS	TOTAL 988,651,209.18	4a Commercial 109775 14.48	7,302,103,530.00	Foreclosed Property	67,890,471.57
CAPITAL IMPROVEMENTS	51,052,119.46	4b Industrial 17158 10.36	5,255,208,042.00	Emergencies & Other Deferred Charges	31,736,291.03
DEBT SERVICE		4c Apartments 20545 6.11	3,082,191,713.00	State Aid Receivable	22,010,179.99
Principal Payments	54,389,022.89	Total	50,427,692,790.00	Other Receivables	34,662,601.08
Interest Payments	41,456,636.96	Land Area 7,489.20 Sq. Miles		Total	866,822,690.67
TYPE I SCHOOL DEBT MEMO*	34,847,875.60	Net Valuation Taxable-Municipal	51,446,431,110.00	LIABILITIES, RESERVES, AND SURPLUS	
DEFERRED CHARGES	39,756,298.12	Net Valuation Taxable-County	66,873,469,344.00	Cash Liabilities	333,382,797.93
SCHOOL, COUNTY, SPECIAL DISTRICT TAXES	1,890,130,091.90	State Equalization Ratio		Reserves for Receivables	281,800,596.93
RESERVE FOR UNCOLLECTED TAXES	166,611,041.27			Surplus Dec. 31,	251,639,295.81
EMERGENCY EMPLOYMENT ACT OF 1971	36,736,301.57			Total	866,822,690.67
EXPENDITURES TOTAL	3,217,770,601.89				

1971/3000

*Above Debt Service Includes Type I School Debt

**REVENUE SHARING INCLUDED

Population 1970 1,247,234
Population 1972 1,275,285

PER CAPITA:		PER CENT:	
Gross Debt	42.86	Gross Debt	127.27
Net Debt	15.32	Net Debt	45.50
Debt Service	1.88	Tax Levy Collected	50.59
Total Tax Levy	43.53	Tax Levy Cancelled, Abated or Adjusted	.22
Municipal Expenditures	34.38		

EXPENDITURES		REVENUES-REALIZED		1972 PROPERTY TAX	
GENERAL GOVERNMENT				STATE EQUALIZED TAX RATE →	
Governing Body & Public Boards	12,005.30	1972 Property Taxes Collected	50,506,522.46	Local District School Taxes	18,820,637.10
Municipal Clerk	119,461.34	1972 Payments in Lieu of Taxes	206,834.53	Regional & Consolidated School Tax	5,624,576.55
Financial Administration	505,182.24	Delinquent Tax & Lien Collections	3,948,178.37	School Taxes in Municipal Budget	852,090.92
Assessment of Taxes	460,876.11	Business Personalty Replacement Taxes	1,700,967.39	County Taxes	11,682,038.79
Collection of Taxes	603,118.74	Taxes from Public Utilities	4,910,342.10	County Library Taxes	172,841.00
Planning, Housing & Development	173,257.87	Other Miscellaneous Tax Revenues	22,187.22	Local Municipal Purpose Taxes	17,341,447.27
Human Resources	66,007.02	State Aid Revenues	1,979,888.37	Veteran & Senior Citizen Taxes	1,119,080.00
Elections	24,460.00	Federal Aid Revenues	2,242,331.82	Total Taxes for Rate Computation	55,612,711.63
General Administration (other)	3,037,528.28	State and Local Fiscal Assistance Act Utilized		Special District Taxes	71,490.00
JUDICIARY		Sale of Acquired Property	827,235.93	Bank Stock Taxes	128,606.79
Municipal Courts	311,585.76	Other Miscellaneous Revenues	2,233,723.83	Added and Omitted Taxes	814,878.40
PUBLIC SAFETY		Other Revenues, Revenue Sharing Tax Effort	5,124,217.55	Total Taxes Levied - ABSTRACT	55,508,606.82
Fire Protection	4,051,805.86	Total	73,702,429.57	Total Taxes Billed	55,751,563.29
Police Protection	6,963,092.54	Prior Years Surplus Appropriated	5,548,173.14	1972 TAXES COLLECTED	50,506,522.46
Civil Defense & Disaster Control	42,052.03	REVENUES TOTAL	79,250,602.71	1972 Taxes Cancelled, Abated or Adjusted	122,308.46
Environmental Inspection & Control	375,776.75	CAPITAL OUTLAY TOTAL	2,656,741.61	Transfer to Tax Title Liens or Foreclosed	820,265.53
Other Public Safety	15,735.92			Balance Outstanding Dec. 31, 1972	4,301,862.84
PUBLIC WORKS		Public Enterprises	318,129.79	PRIOR YEARS TAXES OUTSTANDING	
Streets and Drainage	4,417,211.07	Recreation—Culture	267,103.51	Balance January 1, 1972	4,005,672.99
Sewers and Sewage Processing	458,093.12	Public Works	875,529.15	Collected in 1972	2,862,809.02
Garbage and Trash Disposal	747,024.35	Buildings and Grounds	664,304.18	Cancelled, Abated or Adjusted 1972	67,920.55
Public Buildings and Grounds	3,347,584.34	Library and Education	527,674.58	Transfers to Tax Title Liens or Foreclosed	204,437.21
Other Public Works	166,676.83	Conservation		Balance December 31, 1972	874,506.21
HEALTH and WELFARE		All Other		TAX TITLE LIENS OUTSTANDING	
Health Services Except Environmental	334,438.35	CAPITAL DEBT AUTHORIZED, DECEMBER 31, 1972		Balance January 1, 1972	3,179,374.04
Welfare-Public Assistance	258,252.27	ISSUED AND UNISSUED		Transfers From Taxes	1,047,314.88
Hospitals, Clinics, First Aid	176,285.00	School	28,504,230	Redeemed in 1972	1,085,369.35
Animal, Insect, & Rodent Control	74,921.87	Self-liquidating	5,551,503	Cancelled, Abated or Adjusted (1972)	
Other Welfare Services		Other	20,603,709	Transfers to Foreclosed Property	209,090.38
RECREATION and CONSERVATION		Total	54,659,442	Balance December 31, 1972	2,932,229.19
Beaches and Boardwalks	1,052,613.31	ISSUED AND OUTSTANDING		PROPERTY ACQUIRED BY DEED OR FORECLOSURE	
Parks, Playgrounds, Shade Trees	653,563.76	School	21,792,300.00	Balance January 1, 1972	3,564,614.60
Land Reclamation & Conservation		Self-liquidating	5,458,500.00	Transfers From Taxes or Liens	209,090.44
Other Recreational Services	277,982.16	Other	15,695,506.50	Sale for Cash (1972)	716,489.51
EDUCATION (excluding schools)		Total	42,946,306.50	Cancelled, Abated or Adjusted (1972)	44,825.00
Libraries	281,937.30	EQUALIZED VALUATION BASIS		Balance December 31, 1972	3,412,390.53
Other Educational Services	433,327.50	FOR NET DEBT COMPUTATION	1,300,825,008.34	CURRENT FINANCES DECEMBER 31, 1972	
STATUTORY EXPENDITURES		REAL PROPERTY VALUATIONS		ASSETS	
Pensions & F. I. C. A.	2,363,363.88	Code Class # of Parcels % VAL'N	ASSESSED VALUATION	Cash Dec. 31, 1972	13,121,419.69
Employee Fringe Benefits	796,789.64	1 Vacant Land 40967 7.63	96,800,283.00	Taxes Receivable	5,176,569.05
Other Statutory Expenditures		2 Residential 49363 56.02	710,534,608.00	Tax Title Liens	2,932,231.13
MUNICIPAL FUNCTIONS		3 Farm 2279 1.92	24,411,610.00	Foreclosed Property	3,412,390.53
CAPITAL IMPROVEMENTS	1,812,589.94	4a Commercial 5002 26.40	334,859,523.00	Emergencies & Other Deferred Charges	1,285,924.29
DEBT SERVICE		4b Industrial 166 1.36	17,293,053.00	State Aid Receivable	779,702.26
Principal Payments	1,478,918.50	4c Apartments 707 6.67	84,531,340.00	Other Receivables	897,176.67
Interest Payments	920,082.11	98484 Total	1,268,430,417.00	Total	27,605,813.62
TYPE I SCHOOL DEBT MEMO*	814,206.45	Land Area 566.97 Sq. Miles		LIABILITIES, RESERVES, AND SURPLUS	
DEFERRED CHARGES	1,006,171.61	Net Valuation Taxable-Municipal	1,304,655,001.00	Cash Liabilities	8,572,952.55
SCHOOL, COUNTY, SPECIAL DISTRICT TAXES	37,223,674.36	Net Valuation Taxable-County	1,398,278,655.00	Reserves for Receivables	12,346,580.88
RESERVE FOR UNCOLLECTED TAXES	5,443,738.67	State Equalization Ratio		Surplus Dec. 31,	6,686,280.19
EMERGENCY EMPLOYMENT ACT OF 1971	2,358,793.43			Total	27,605,813.62
EXPENDITURES TOTAL	81,074,233.19				

1971/3000

* Above Debt Service Includes Type I School Debt

0299

Population 1970 1,201,577
Population 1972 1,246,595

SUMMARY BERGEN COUNTY MUNICIPALITIES

PER CAPITA:		PER CENT:	
Gross Debt	302.42	Gross Debt	115.08
Net Debt	132.42	Net Debt	50.39
Debt Service	7.81	Tax Levy Collected	57.19
Total Tax Levy	266.00	Tax Levy Cancelled, Abated	
Municipal Expenditures	118.79	or Adjusted	.44

EXPENDITURES		REVENUES-REALIZED		1972 PROPERTY TAX	
GENERAL GOVERNMENT		1972 Property Taxes Collected		STATE EQUALIZED TAX RATE	
Governing Body & Public Boards	259,423.08	1972 Payments in Lieu of Taxes		Local District School Taxes	
Municipal Clerk	284,116.60	Delinquent Tax & Lien Collections		Regional & Consolidated School Tax	
Financial Administration	966,630.18	Business Personalty Replacement Taxes		School Taxes in Municipal Budget	
Assessment of Taxes	1,292,862.89	Taxes from Public Utilities		County Taxes	
Collection of Taxes	1,688,585.85	Other Miscellaneous Tax Revenues		County Library Taxes	
Planning, Housing & Development	901,540.66	State Aid Revenues		Local Municipal Purpose Taxes	
Human Resources	315,957.70	Federal Aid Revenues		Veteran & Senior Citizen Taxes	
Elections	117,813.96	State and Local Fiscal Assistance Act Utilized		Total Taxes for Rate Computation	
General Administration (other)	10,040,585.19	Sale of Acquired Property		Special District Taxes	
JUDICIARY		Other Miscellaneous Revenues		Bank Stock Taxes	
Municipal Courts	1,004,568.56	Other Revenues, Revenue Sharing Tax Effort		Added and Omitted Taxes	
PUBLIC SAFETY		Total		Total Taxes Levied - ABSTRACT	
Fire Protection	8,531,996.72	Prior Years Surplus Appropriated		Total Taxes Billed	
Police Protection	29,335,386.08	REVENUES		1972 TAXES COLLECTED	
Civil Defense & Disaster Control	206,758.77	CAPITAL OUTLAY		1972 Taxes Cancelled, Abated or Adjusted	
Environmental Inspection & Control	1,050,907.15	Public Enterprises		Transfer to Tax Title Liens or Foreclosed	
Other Public Safety	141,693.65	Recreation—Culture		Balance Outstanding Dec. 31, 1972	
PUBLIC WORKS		Public Works		PRIOR YEARS TAXES OUTSTANDING	
Streets and Drainage	18,295,617.19	Buildings and Grounds		Balance January 1, 1972	
Sewers and Sewage Processing	3,065,098.27	Library and Education		Collected in 1972	
Garbage and Trash Disposal	9,610,658.14	Conservation		Cancelled, Abated or Adjusted 1972	
Public Buildings and Grounds	3,654,717.21	All Other		Transfers to Tax Title Liens or Foreclosed	
Other Public Works	696,531.42	CAPITAL DEBT AUTHORIZED, DECEMBER 31, 1972		Balance December 31, 1972	
HEALTH and WELFARE		ISSUED AND UNISSUED		TAX TITLE LIENS OUTSTANDING	
Health Services Except Environmental	2,352,816.86	GROSS DEBT		Balance January 1, 1972	
Welfare-Public Assistance	407,426.98	NET DEBT		Transfers From Taxes	
Hospitals, Clinics, First Aid	148,352.00	School		Redeemed in 1972	
Animal, Insect, & Rodent Control	82,044.49	Self-Liquidating		Cancelled, Abated or Adjusted (1972)	
Other Welfare Services	11,480.62	Other		Transfers to Foreclosed Property	
RECREATION and CONSERVATION		Total		Balance December 31, 1972	
Beaches and Boardwalks		ISSUED AND OUTSTANDING		PROPERTY ACQUIRED BY DEED OR FORECLOSURE	
Parks, Playgrounds, Shade Trees	3,232,202.52	School		Balance January 1, 1972	
Land Reclamation & Conservation	624,575.32	Self-Liquidating		Transfers From Taxes or Liens	
Other Recreational Services	2,712,781.43	Other		Sale for Cash (1972)	
EDUCATION (excluding schools)		Total		Cancelled, Abated or Adjusted (1972)	
Libraries	4,785,070.50	EQUALIZED VALUATION BASIS		Balance December 31, 1972	
Other Educational Services	1,527,642.75	FOR NET DEBT COMPUTATION		CURRENT FINANCES DECEMBER 31, 1972	
STATUTORY EXPENDITURES		REAL PROPERTY VALUATIONS		ASSETS	
Pensions & F. I. C. A.	6,878,541.57	Code Class # of Parcels % VAL'N		Cash Dec. 31, 1972	
Employee Fringe Benefits	1,991,120.42	1 Vacant Land 16072 3.45		Taxes Receivable	
Other Statutory Expenditures		2 Residential 197570 67.16		Tax Title Liens	
MUNICIPAL FUNCTIONS		3 Farm 376 0.14		Foreclosed Property	
CAPITAL IMPROVEMENTS	6,391,479.03	4a Commercial 9828 12.09		Emergencies & Other Deferred Charges	
DEBT SERVICE		4b Industrial 2821 10.69		State Aid Receivable	
Principal Payments	5,400,808.08	4c Apartments 1548 6.47		Other Receivables	
Interest Payments	4,332,591.25	228215 Total		Total	
TYPE I SCHOOL DEBT MEMO*	1,583,965.62	Land Area 234.57 Sq. Miles		LIABILITIES, RESERVES, AND SURPLUS	
DEFERRED CHARGES	3,710,568.93	Net Valuation Taxable-Municipal		Cash Liabilities	
SCHOOL, COUNTY, SPECIAL DISTRICT TAXES	248,569,635.27	Net Valuation Taxable-County		Reserves for Receivables	
RESERVE FOR UNCOLLECTED TAXES	14,552,700.62	State Equalization Ratio		Surplus Dec. 31,	
EMERGENCY EMPLOYMENT ACT OF 1971	3,388,378.19			Total	
EXPENDITURES	396,656,231.07				

1971/3000

*Above Debt Service Includes Type I School Debt

Population 1970 779,423
Population 1972 809,245

PER CAPITA:		PER CENT:	
Gross Debt	149.63	Gross Debt	126.37
Net Debt	35.16	Net Debt	29.69
Debt Service	2.00	Tax Levy Collected	93.75
Total Tax Levy	98.23	Tax Levy Cancelled, Abated or Adjusted	.67
Municipal Expenditures	42.25		

EXPENDITURES		REVENUES-REALIZED		1972 PROPERTY TAX	
GENERAL GOVERNMENT		1972 Property Taxes Collected		STATE EQUALIZED TAX RATE	
Governing Body & Public Boards	44,135.00	1972 Payments in Lieu of Taxes		Local District School Taxes	
Municipal Clerk	65,535.23	Delinquent Tax & Lien Collections		Regional & Consolidated School Tax	
Financial Administration	381,389.96	Business Personalty Replacement Taxes		School Taxes in Municipal Budget	
Assessment of Taxes	700,814.79	Taxes from Public Utilities		County Taxes	
Collection of Taxes	425,261.21	Other Miscellaneous Tax Revenues		County Library Taxes	
Planning, Housing & Development	390,239.21	State Aid Revenues		Local Municipal Purpose Taxes	
Human Resources	10,615.00	Federal Aid Revenues		Veteran & Senior Citizen Taxes	
Elections	13,850.00	State and Local Fiscal Assistance Act Utilized		Total Taxes for Rate Computation	
General Administration (other)	2,665,459.65	Sale of Acquired Property		Special District Taxes	
JUDICIARY		Other Miscellaneous Revenues		Bank Stock Taxes	
Municipal Courts	427,241.78	Other Revenues, Revenue Sharing Tax Effort		Added and Omitted Taxes	
PUBLIC SAFETY		Total		Total Taxes Levied - ABSTRACT	
Fire Protection	** 753,209.00	Prior Years Surplus Appropriated		Total Taxes Billed	
Police Protection	** 5,698,830.96	REVENUES TOTAL		1972 TAXES COLLECTED	
Civil Defense & Disaster Control	29,240.67	CAPITAL OUTLAY TOTAL		1972 Taxes Cancelled, Abated or Adjusted	
Environmental Inspection & Control	212,318.81	Public Enterprises		Transfer to Tax Title Liens or Foreclosed	
Other Public Safety		Recreation—Culture		Balance Outstanding Dec. 31, 1972	
PUBLIC WORKS		Public Works		PRIOR YEARS TAXES OUTSTANDING	
Streets and Drainage	** 4,800,595.13	Buildings and Grounds		Balance January 1, 1972	
Sewers and Sewage Processing	186,849.99	Library and Education		Collected in 1972	
Garbage and Trash Disposal	** 2,094,838.74	Conservation		Cancelled, Abated or Adjusted 1972	
Public Buildings and Grounds	698,792.18	All Other		Transfers to Tax Title Liens or Foreclosed	
Other Public Works	455,395.00	CAPITAL DEBT AUTHORIZED, DECEMBER 31, 1972		Balance December 31, 1972	
HEALTH and WELFARE		ISSUED AND UNISSUED		TAX TITLE LIENS OUTSTANDING	
Health Services Except Environmental	144,642.43	SCHOOL		Balance January 1, 1972	
Welfare-Public Assistance	139,398.65	Self-Liquidating		Transfers From Taxes	
Hospitals, Clinics, First Aid	600.00	Other		Redeemed in 1972	
Animal, Insect, & Rodent Control	42,006.65	Total		Cancelled, Abated or Adjusted (1972)	
Other Welfare Services	4,840.00	ISSUED AND OUTSTANDING		Transfers to Foreclosed Property	
RECREATION and CONSERVATION		SCHOOL		Balance December 31, 1972	
Beaches and Boardwalks	1,000.00	Self-Liquidating		PROPERTY ACQUIRED BY DEED OR	
Parks, Playgrounds, Shade Trees	557,982.69	Other		FORECLOSURE	
Land Reclamation & Conservation	161,575.67	Total		Balance January 1, 1972	
Other Recreational Services	571,492.27	EQUALIZED VALUATION BASIS		Transfers From Taxes or Liens	
EDUCATION (excluding schools)		FOR NET DEBT COMPUTATION		Sale for Cash (1972)	
Libraries	557,499.00	REAL PROPERTY VALUATIONS		Cancelled, Abated or Adjusted (1972)	
Other Educational Services	885,550.00	Code Class # of Parcels % VAL'N		Transfers to Foreclosed Property	
STATUTORY EXPENDITURES		ASSESSED VALUATION		Balance December 31, 1972	
Pensions & F. I. C. A.	1,035,244.65	1 Vacant Land 20684 5.56		PROPERTY ACQUIRED BY DEED OR	
Employee Fringe Benefits	323,844.07	2 Residential 70095 67.22		FORECLOSURE	
Other Statutory Expenditures		3 Farm 4417 3.79		Balance January 1, 1972	
MUNICIPAL FUNCTIONS TOTAL	24,548,688.53	4a Commercial 3638 13.13		Transfers From Taxes or Liens	
CAPITAL IMPROVEMENTS	3,224,786.38	4b Industrial 395 5.61		Redeemed in 1972	
DEBT SERVICE		4c Apartments 305 4.69		Cancelled, Abated or Adjusted (1972)	
Principal Payments	1,057,512.27	99534 Total		Transfers to Foreclosed Property	
Interest Payments	559,033.56	Land Area 817.64 Sq. Miles		Balance December 31, 1972	
TYPE I SCHOOL DEBT MEMO*	555,452.30	Net Valuation Taxable-Municipal		PROPERTY ACQUIRED BY DEED OR	
DEFERRED CHARGES	655,367.58	Net Valuation Taxable-County		FORECLOSURE	
SCHOOL, COUNTY, SPECIAL DISTRICT TAXES	68,778,576.05	State Equalization Ratio		Balance January 1, 1972	
RESERVE FOR UNCOLLECTED TAXES	6,258,357.37			Transfers From Taxes or Liens	
EMERGENCY EMPLOYMENT ACT OF 1971	1,107,743.63			Sale for Cash (1972)	
EXPENDITURES TOTAL	102,565,318.99			Cancelled, Abated or Adjusted (1972)	

1971/3000

*Above Debt Service Includes Type I School Debt

**REVENUE SHARING INCLUDED

0499

Population 1970 515,845
Population 1972 536,980

SUMMARY CAMDEN COUNTY MUNICIPALITIES

PER CAPITA:

Gross Debt 295.30
Net Debt 57.50
Debt Service 3.60
Total Tax Levy 241.12
Municipal Expenditures 109.24

PER CENT:

Gross Debt 119.63
Net Debt 23.29
Tax Levy Collected 54.83
Tax Levy Cancelled, Abated or Adjusted .56

EXPENDITURES		REVENUES-REALIZED		1972 PROPERTY TAX	
GENERAL GOVERNMENT				STATE EQUALIZED TAX RATE →	
Governing Body & Public Boards	165,316.00	1972 Property Taxes Collected		Local District School Taxes	63,153,512.25
Municipal Clerk	135,285.00	1972 Payments in Lieu of Taxes		Regional & Consolidated School Tax	8,588,595.05
Financial Administration	** 584,276.58	Delinquent Tax & Lien Collections		School Taxes in Municipal Budget	
Assessment of Taxes	** 691,594.58	Business Personalty Replacement Taxes		County Taxes	30,452,009.37
Collection of Taxes	654,660.86	Taxes from Public Utilities		County Library Taxes	353,020.00
Planning, Housing & Development	560,136.16	Other Miscellaneous Tax Revenues		Local Municipal Purpose Taxes	22,521,556.29
Human Resources	310,547.05	State Aid Revenues		Veteran & Senior Citizen Taxes	2,653,656.00
Elections	48,723.37	Federal Aid Revenues		Total Taxes for Rate Computation	128,122,832.96
General Administration (other)	4,095,225.84	State and Local Fiscal Assistance Act Utilized		Special District Taxes	1,221,215.05
JUDICIARY		Sale of Acquired Property		Bank Stock Taxes	283,290.63
Municipal Courts	597,353.83	Other Miscellaneous Revenues		Added and Omitted Taxes	2,504,888.64
PUBLIC SAFETY		Other Revenues, Revenue Sharing Tax Effort		Total Taxes Levied - ABSTRACT	129,478,631.28
Fire Protection	4,511,670.29	Total		Total Taxes Billed	129,580,770.56
Police Protection	** 11,505,704.67	Prior Years Surplus Appropriated		1972 TAXES COLLECTED	122,880,147.30
Civil Defense & Disaster Control	66,645.17	REVENUES TOTAL		1972 Taxes Cancelled, Abated or Adjusted	723,116.32
Environmental Inspection & Control	423,484.86	CAPITAL OUTLAY TOTAL		Transfer to Tax Title Liens or Foreclosed	1,112,553.73
Other Public Safety	** 32,378.00			Balance Outstanding Dec. 31, 1972	4,864,562.21
PUBLIC WORKS				PRIOR YEARS TAXES OUTSTANDING	
Streets and Drainage	** 6,665,031.16	Public Enterprises		Balance January 1, 1972	5,777,335.80
Sewers and Sewage Processing	211,371.29	Recreation—Culture		Collected in 1972	3,772,810.80
Garbage and Trash Disposal	** 2,563,652.32	Public Works		Cancelled, Abated or Adjusted 1972	214,743.11
Public Buildings and Grounds	1,568,011.44	Buildings and Grounds		Transfers to Tax Title Liens or Foreclosed	371,314.49
Other Public Works	** 96,066.33	Library and Education		Balance December 31, 1972	1,418,467.40
HEALTH and WELFARE		Conservation		TAX TITLE LIENS OUTSTANDING	
Health Services Except Environmental	** 844,825.66	All Other		Balance January 1, 1972	2,970,291.07
Welfare-Public Assistance	334,471.05	CAPITAL DEBT AUTHORIZED, DECEMBER 31, 1972		Transfers From Taxes	1,526,058.47
Hospitals, Clinics, First Aid	103,000.00	ISSUED AND UNISSUED GROSS DEBT NET DEBT		Redeemed in 1972	626,274.78
Animal, Insect, & Rodent Control	138,810.95	School 104,341,005 3,102,269		Cancelled, Abated or Adjusted (1972)	55,353.67
Other Welfare Services	** 853,583.07	Self-Liquidating 28,107,372 4,527,050		Transfers to Foreclosed Property	10,653.61
RECREATION and CONSERVATION		Other 26,121,341 23,248,040		Balance December 31, 1972	3,753,867.48
Beaches and Boardwalks	** 1,383,931.62	Total 158,569,723 30,877,360		PROPERTY ACQUIRED BY DEED OR FORECLOSURE	
Parks, Playgrounds, Shade Trees	25,531.13	ISSUED AND OUTSTANDING		Balance January 1, 1972	3,971,782.91
Land Reclamation & Conservation	** 208,055.35	School 85,371,005.00		Transfers From Taxes or Liens	13,178.47
Other Recreational Services		Self-Liquidating 27,033,090.98		Sale for Cash (1972)	1,383,585.46
EDUCATION (excluding schools)		Other 20,148,426.00		Cancelled, Abated or Adjusted (1972)	5,150.00
Libraries	1,044,607.18	Total 132,552,525.98		Balance December 31, 1972	2,556,221.92
Other Educational Services	115,536.00	EQUALIZED VALUATION BASIS FOR NET DEBT COMPUTATION		CURRENT FINANCES DECEMBER 31, 1972	
STATUTORY EXPENDITURES		REAL PROPERTY VALUATIONS		ASSETS	
Pensions & F. I. C. A.	3,107,241.61	Code Class # of Parcels % VAL'N ASSESSED VALUATION		Cash Dec. 31, 1972	24,205,217.22
Employee Fringe Benefits	1,030,934.40	1 Vacant Land 17631 3.39 81,439,054.00		Taxes Receivable	6,283,285.54
Other Statutory Expenditures		2 Residential 111295 63.90 1,533,534,266.00		Tax Title Liens	3,753,867.48
MUNICIPAL FUNCTIONS	TOTAL 45,136,466.82	3 Farm 1166 0.75 17,954,210.00		Foreclosed Property	2,556,221.92
CAPITAL IMPROVEMENTS	1,300,037.52	4a Commercial 7278 19.36 464,690,370.00		Emergencies & Other Deferred Charges	1,851,672.06
DEBT SERVICE		4b Industrial 673 5.99 143,738,039.00		State Aid Receivable	756,302.24
Principal Payments	1,145,955.32	4c Apartments 524 6.61 158,721,110.00		Other Receivables	2,657,925.66
Interest Payments	787,846.35	Total 138567 2,400,077,049.00		Total	42,144,600.12
DEFERRED CHARGES	1,286,067.44	Land Area 222.01 Sq. Miles		LIABILITIES, RESERVES, AND SURPLUS	
SCHOOL, COUNTY, SPECIAL DISTRICT TAXES	104,168,755.72	Net Valuation Taxable-Municipal		Cash Liabilities	12,933,357.63
RESERVE FOR UNCOLLECTED TAXES	8,603,749.62	Net Valuation Taxable-County		Reserves for Receivables	15,214,208.60
EMERGENCY EMPLOYMENT ACT OF 1971	1,658,582.46	State Equalization Ratio		Surplus Dec. 31,	13,856,853.89
EXPENDITURES	TOTAL 162,827,463.77			Total	42,144,600.12

1971 3000

Population 1970 180,928
Population 1972 191,370

PER CAPITA: 189.59
Gross Debt 76.82
Net Debt 9.17
Debt Service 153.70
Total Tax Levy 127.80
Municipal Expenditures

PER CENT: 129.23
Gross Debt 52.36
Net Debt 93.28
Tax Levy Collected 29.034,107.53
Tax Levy Cancelled, Abated or Adjusted 157,390.21
or Adjusted .25

EXPENDITURES		REVENUES-REALIZED		1972 PROPERTY TAX	
GENERAL GOVERNMENT		1972 Property Taxes Collected		STATE EQUALIZED TAX RATE	
Governing Body & Public Boards	33,597.02	27,309,678.56		Local District School Taxes	
Municipal Clerk	78,590.00	1,642,196.94		Regional & Consolidated School Tax	
Financial Administration	254,721.58	706,279.46		School Taxes in Municipal Budget	
Assessment of Taxes	438,691.16	3,281,287.57		County Taxes	
Collection of Taxes	257,501.31	66,301.00		County Library Taxes	
Planning, Housing & Development	122,484.05	490,225.90		Local Municipal Purpose Taxes	
Human Resources	6,560.80	19,000.00		Veteran & Senior Citizen Taxes	
Elections	15,230.42	694,725.00		Total Taxes for Rate Computation	
General Administration (other)	2,150,499.03	3,121,216.37		Special District Taxes	
JUDICIARY	212,382.54	1,193,246.81		Bank Stock Taxes	
Municipal Courts	212,382.54	38,624,157.61		Added and Omitted Taxes	
PUBLIC SAFETY	1,108,274.25	4,484,628.01		Total Taxes Levied - ABSTRACT	
Fire Protection	3,055,205.66	43,108,785.62		Total Taxes Billed	
Police Protection	42,679.91	2,333,103.14		1972 TAXES COLLECTED	
Civil Defense & Disaster Control	268,881.52	654,423.76		1972 Taxes Cancelled, Abated or Adjusted	
Environmental Inspection & Control		79,141.18		Transfer to Tax Title Liens or Foreclosed	
Other Public Safety		786,449.18		Balance Outstanding Dec. 31, 1972	
PUBLIC WORKS	2,813,911.58	607,944.61		PRIOR YEARS TAXES OUTSTANDING	
Streets and Drainage	645,070.78	72,920.60		Balance January 1, 1972	
Sewers and Sewage Processing	1,122,642.02	132,223.81		Collected in 1972	
Garbage and Trash Disposal	1,222,186.96	CAPITAL DEBT AUTHORIZED, DECEMBER 31, 1972		Cancelled, Abated or Adjusted 1972	
Public Buildings and Grounds	407,147.54	ISSUED AND UNISSUED		Transfers to Tax Title Liens or Foreclosed	
Other Public Works		SCHOOL		Balance December 31, 1972	
HEALTH and WELFARE	111,913.35	GROSS DEBT		TAX TITLE LIENS OUTSTANDING	
Health Services Except Environmental	36,655.68	NET DEBT		Balance January 1, 1972	
Welfare-Public Assistance	11,560.00	926,586		Transfers From Taxes	
Hospitals, Clinics, First Aid	56,660.56	639,400		Redeemed in 1972	
Animal, Insect, & Rodent Control		13,135,063		Cancelled, Abated or Adjusted (1972)	
Other Welfare Services		14,701,050		Transfers to Foreclosed Property	
RECREATION and CONSERVATION	1,351,741.58	ISSUED AND OUTSTANDING		Balance December 31, 1972	
Beaches and Boardwalks	217,552.08	SCHOOL		PROPERTY ACQUIRED BY DEED OR	
Parks, Playgrounds, Shade Trees	62,568.16	Self-Liquidating		FORECLOSURE	
Land Reclamation & Conservation	335,594.34	Other		Balance January 1, 1972	
Other Recreational Services		Total		Transfers From Taxes or Liens	
EDUCATION (excluding schools)	119,581.64	EQUIALIZED VALUATION BASIS		Sale for Cash (1972)	
Libraries	736,964.17	FOR NET DEBT COMPUTATION		Cancelled, Abated or Adjusted (1972)	
Other Educational Services		REAL PROPERTY VALUATIONS		Balance December 31, 1972	
STATUTORY EXPENDITURES	947,281.54	Code Class # of Parcels % VAL'N		CURRENT FINANCES DECEMBER 31, 1972	
Pensions & F. I. C. A.	400,254.19	ASSESSED VALUATION		ASSETS	
Employee Fringe Benefits		1 Vacant Land 21921 6.49		Cash Dec. 31, 1972	
Other Statutory Expenditures		2 Residential 39609 67.28		Taxes Receivable	
MUNICIPAL FUNCTIONS	18,825,586.26	3 Farm 370 0.36		Tax Title Liens	
CAPITAL IMPROVEMENTS	1,366,626.65	4a Commercial 2844 18.17		Foreclosed Property	
DEBT SERVICE	1,003,120.00	4b Industrial 58 0.67		Emergencies & Other Deferred Charges	
Principal Payments	752,448.22	4c Apartments 1099 7.03		State Aid Receivable	
Interest Payments	225,226.00	65901 Total		Other Receivables	
TYPE I SCHOOL DEBT MEMO*	1,576,423.98	Land Area 263.37 Sq. Miles		Total	
DEFERRED CHARGES	16,934,147.40	Net Valuation Taxable-Municipal		LIABILITIES, RESERVES, AND SURPLUS	
SCHOOL, COUNTY, SPECIAL DISTRICT TAXES	2,258,661.44	Net Valuation Taxable-County		Cash Liabilities	
RESERVE FOR UNCOLLECTED TAXES		State Equalization Ratio		Reserves for Receivables	
EMERGENCY EMPLOYMENT ACT OF 1971				Surplus Dec. 31,	
EXPENDITURES	41,350,387.30			Total	

0699

Population 1970 1,053,831
Population 1972 1,068,855

SUMMARY CUMBERLAND COUNTY MUNICIPALITIES

PER CAPITA:

Gross Debt 51.73
Net Debt 11.71
Debt Service 1.51
Total Tax Levy 27.83
Municipal Expenditures 15.27

PER CENT:

Gross Debt 119.53
Net Debt 27.06
Tax Levy Collected 92.11
Tax Levy Cancelled, Abated or Adjusted .43

EXPENDITURES		REVENUES-REALIZED		1972 PROPERTY TAX	
GENERAL GOVERNMENT				STATE EQUALIZED TAX RATE →	
Governing Body & Public Boards	132,341.21	1972 Property Taxes Collected	27,410,188.62	Local District School Taxes	16,113,421.99
Municipal Clerk	10,350.06	1972 Payments in Lieu of Taxes		Regional & Consolidated School Tax	
Financial Administration	173,483.11	Delinquent Tax & Lien Collections	1,941,653.28	School Taxes in Municipal Budget	702,211.15
Assessment of Taxes	430,558.51	Business Personalty Replacement Taxes	1,633,313.84	County Taxes	8,228,411.47
Collection of Taxes	262,330.71	Taxes from Public Utilities	1,881,270.45	County Library Taxes	
Planning, Housing & Development	234,562.24	Other Miscellaneous Tax Revenues	7,513.55	Local Municipal Purpose Taxes	3,975,645.43
Human Resources	31,358.50	State Aid Revenues	1,896,820.49	Veteran & Senior Citizen Taxes	620,346.66
Elections	61,083.56	Federal Aid Revenues	622,061.41	Total Taxes for Rate Computation	29,640,036.70
General Administration (other)	1,353,168.82	State and Local Fiscal Assistance Act Utilized		Special District Taxes	213,631.05
JUDICIARY		Sale of Acquired Property	70,197.40	Bank Stock Taxes	70,447.03
Municipal Courts	173,784.68	Other Miscellaneous Revenues	1,507,556.74	Added and Omitted Taxes	439,594.94
PUBLIC SAFETY		Other Revenues, Revenue Sharing Tax Effort	565,311.14	Total Taxes Levied - ABSTRACT	29,743,563.06
Fire Protection	649,405.44	Total	37,535,886.92	Total Taxes Billed	29,757,111.97
Police Protection	2,285,879.32	Prior Years Surplus Appropriated	2,633,585.83	1972 TAXES COLLECTED	27,410,188.62
Civil Defense & Disaster Control	21,363.00	REVENUES TOTAL	40,169,876.75	1972 Taxes Cancelled, Abated or Adjusted	128,632.32
Environmental Inspection & Control	202,696.15	CAPITAL OUTLAY TOTAL	4,556,581.37	Transfer to Tax Title Liens or Foreclosed	167,242.41
Other Public Safety	525.00	Public Enterprises	3,161,061.12	Balance Outstanding Dec. 31, 1972	2,051,048.62
PUBLIC WORKS		Recreation—Culture	55,450.70	PRIOR YEARS TAXES OUTSTANDING	
Streets and Drainage	2,256,325.61	Public Works	396,212.61	Balance January 1, 1972	2,193,052.70
Sewers and Sewage Processing	800.00	Buildings and Grounds	446,856.94	Collected in 1972	1,807,239.28
Garbage and Trash Disposal	288,177.20	Library and Education	497,000.00	Cancelled, Abated or Adjusted 1972	22,626.73
Public Buildings and Grounds	539,278.60	Conservation		Transfers to Tax Title Liens or Foreclosed	61,641.76
Other Public Works	40,473.65	All Other		Balance December 31, 1972	301,384.93
HEALTH and WELFARE		CAPITAL DEBT AUTHORIZED, DECEMBER 31, 1972		TAX TITLE LIENS OUTSTANDING	
Health Services Except Environmental	252,244.14	ISSUED AND UNISSUED		Balance January 1, 1972	506,427.13
Welfare-Public Assistance	72,838.03	SCHOOL	15,274,000	Transfers From Taxes	244,758.70
Hospitals, Clinics, First Aid	74,500.00	Self-liquidating	27,019,400	Redeemed in 1972	134,414.00
Animal, Insect, & Rodent Control	50,028.03	Other	8,999,025	Cancelled, Abated or Adjusted (1972)	
Other Welfare Services	4,300.00	Total	55,292,425	Transfers to Foreclosed Property	
RECREATION and CONSERVATION		ISSUED AND OUTSTANDING		Balance December 31, 1972	616,771.83
Beaches and Boardwalks	8,000.00	SCHOOL	19,009,000.00	PROPERTY ACQUIRED BY DEED OR	
Parks, Playgrounds, Shade Trees	293,783.00	Self-liquidating	20,118,400.00	FORECLOSURE	
Land Reclamation & Conservation	2,300.00	Other	7,129,500.00	Balance January 1, 1972	443,012.40
Other Recreational Services	239,714.00	Total	46,256,900.00	Transfers From Taxes or Liens	
EDUCATION (excluding schools)		EQUALIZED VALUATION BASIS		Sale for Cash (1972)	70,197.40
Libraries	312,234.00	FOR NET DEBT COMPUTATION	632,587,646.00	Cancelled, Abated or Adjusted (1972)	375.00
Other Educational Services	92,451.29	REAL PROPERTY VALUATIONS		Balance December 31, 1972	372,440.00
STATUTORY EXPENDITURES		Code Class # of Parcels % VAL'N		CURRENT FINANCES DECEMBER 31, 1972	
Pensions & F. I. C. A.	459,878.23	1 Vacant Land 15409 5.17	31,424,341.00	ASSETS	
Employee Fringe Benefits	70,400.00	2 Residential 29498 56.17	341,606,845.00	Cash Dec. 31, 1972	7,855,439.57
Other Statutory Expenditures		3 Farm 4655 8.88	54,016,860.00	Taxes Receivable	2,243,433.55
MUNICIPAL FUNCTIONS		4a Commercial 2490 16.23	98,670,672.00	Tax Title Liens	616,771.83
CAPITAL IMPROVEMENTS	860,522.41	4b Industrial 328 9.78	59,497,500.00	Foreclosed Property	372,440.00
DEBT SERVICE		4c Apartments 110 3.77	22,914,750.00	Emergencies & Other Deferred Charges	444,443.07
Principal Payments	785,000.00	Total	608,130,968.00	State Aid Receivable	742,457.49
Interest Payments	822,276.03	Land Area 501.73 Sq. Miles		Other Receivables	295,750.87
TYPE I SCHOOL DEBT MEMO*	1,031,687.65	Net Valuation Taxable-Municipal	625,089,217.00	Total	12,670,736.38
DEFERRED CHARGES	371,948.11	Net Valuation Taxable-County	696,046,293.00	LIABILITIES, RESERVES, AND SURPLUS	
SCHOOL, COUNTY, SPECIAL DISTRICT TAXES	25,257,875.66	State Equalization Ratio		Cash Liabilities	4,651,562.78
RESERVE FOR UNCOLLECTED TAXES	2,801,418.40			Reserves for Receivables	3,620,006.25
EMERGENCY EMPLOYMENT ACT OF 1971	457,544.11			Surplus Dec. 31,	4,385,147.35
EXPENDITURES TOTAL	41,582,482.60			Total	12,670,736.38

1971/3000

*Above Debt Service Includes Type I School Debt

Population 1970 1,105,138
Population 1972 1,120,870

PER CAPITA:		PER CENT:	
Gross Debt	397.31	Gross Debt	139.66
Net Debt	125.11	Net Debt	43.98
Debt Service	19.64	Tax Levy Collected	93.54
Total Tax Levy	322.56	Tax Levy Cancelled, Abated or Adjusted	1.04
Municipal Expenditures	219.60		

EXPENDITURES		REVENUES-REALIZED		1972 PROPERTY TAX	
GENERAL GOVERNMENT		1972 Property Taxes Collected		STATE EQUALIZED TAX RATE	
Governing Body & Public Boards	1,358,941.86	1972 Payments in Lieu of Taxes		Local District School Taxes	
Municipal Clerk	819,300.71	Delinquent Tax & Lien Collections		Regional & Consolidated School Tax	
Financial Administration	2,365,382.50	Business Personalty Replacement Taxes		School Taxes in Municipal Budget	
Assessment of Taxes	1,217,486.15	Taxes from Public Utilities		County Taxes	
Collection of Taxes	1,474,255.36	Other Miscellaneous Tax Revenues		County Library Taxes	
Planning, Housing & Development	3,366,706.32	State Aid Revenues		Local Municipal Purpose Taxes	
Human Resources	403,153.49	Federal Aid Revenues		Veteran & Senior Citizen Taxes	
Elections	140,251.66	State and Local Fiscal Assistance Act Utilized		Total Taxes for Rate Computation	
General Administration (other)	8,910,481.28	Sale of Acquired Property		Special District Taxes	
JUDICIARY		Other Miscellaneous Revenues		Bank Stock Taxes	
Municipal Courts	1,702,334.12	Other Revenues, Revenue Sharing Tax Effort		Added and Omitted Taxes	
PUBLIC SAFETY		Total		Total Taxes Levied - ABSTRACT	
Fire Protection	28,368,542.71	Prior Years Surplus Appropriated		Total Taxes Billed	
Police Protection	42,465,304.57	REVENUES TOTAL		1972 TAXES COLLECTED	
Civil Defense & Disaster Control	253,902.52	CAPITAL OUTLAY TOTAL		1972 Taxes Cancelled, Abated or Adjusted	
Environmental Inspection & Control	2,457,283.54	Public Enterprises		Transfer to Tax Title Liens or Foreclosed	
Other Public Safety	104,221.00	Recreation—Culture		Balance Outstanding Dec. 31, 1972	
PUBLIC WORKS		Public Works		PRIOR YEARS TAXES OUTSTANDING	
Streets and Drainage	10,382,287.09	Buildings and Grounds		Balance January 1, 1972	
Sewers and Sewage Processing	4,752,332.56	Library and Education		Collected in 1972	
Garbage and Trash Disposal	10,827,563.27	Conservation		Cancelled, Abated or Adjusted 1972	
Public Buildings and Grounds	5,053,555.67	All Other		Transfers to Tax Title Liens or Foreclosed	
Other Public Works	3,868,182.37	CAPITAL DEBT AUTHORIZED, DECEMBER 31, 1972		Balance December 31, 1972	
HEALTH and WELFARE		ISSUED AND UNISSUED GROSS DEBT NET DEBT		TAX TITLE LIENS OUTSTANDING	
Health Services Except Environmental	5,557,820.82	School 233,217,525		Balance January 1, 1972	
Welfare-Public Assistance	4,831,561.04	Self-liquidating 34,961,881		Transfers From Taxes	
Hospitals, Clinics, First Aid	1,596,706.50	Other 177,147,529		Redeemed in 1972	
Animal, Insect, & Rodent Control	173,553.32	Total 445,327,336		Cancelled, Abated or Adjusted (1972)	
Other Welfare Services	584,529.52	ISSUED AND OUTSTANDING		Transfers to Foreclosed Property	
RECREATION and CONSERVATION		School 177,147,544.79		Balance December 31, 1972	
Beaches and Boardwalks	4,341,400.70	Self-Liquidating 23,380,840.00		PROPERTY ACQUIRED BY DEED OR FORECLOSURE	
Parks, Playgrounds, Shade Trees	217,716.08	Other 118,338,600.44		Balance January 1, 1972	
Land Reclamation & Conservation	2,357,979.63	Total 318,866,985.23		Transfers From Taxes or Liens	
Other Recreational Services		EQUALIZED VALUATION BASIS		Sale for Cash (1972)	
EDUCATION (excluding schools)		FOR NET DEBT COMPUTATION		Cancelled, Abated or Adjusted (1972)	
Libraries	6,281,085.45	REAL PROPERTY VALUATIONS		Balance December 31, 1972	
Other Educational Services	674,373.00	Code Class # of Parcels % VAL'N		CURRENT FINANCES DECEMBER 31, 1972	
STATUTORY EXPENDITURES		ASSESSED VALUATION		ASSETS	
Pensions & F. I. C. A.	16,037,058.11	1 Vacant Land 8842 1.97 104,828,700.00		Cash Dec. 31, 1972	
Employee Fringe Benefits	3,893,098.83	2 Residential 136160 60.42 3,208,970,100.00		Taxes Receivable	
Other Statutory Expenditures		3 Farm 56 0.05 2,494,200.00		Tax Title Liens	
MUNICIPAL FUNCTIONS TOTAL	177,745,273.35	4a Commercial 12757 18.36 974,999,000.00		Foreclosed Property	
CAPITAL IMPROVEMENTS	4,052,352.75	4b Industrial 2597 8.94 474,700,000.00		Emergencies & Other Deferred Charges	
DEBT SERVICE		4c Apartments 4813 10.26 544,989,900.00		State Aid Receivable	
Principal Payments	13,371,115.35	Total 5,310,981,900.00		Other Receivables	
Interest Payments	8,643,522.70	Land Area 127.44 Sq. Miles		Total	
TYPE I SCHOOL DEBT MEMO*	10,776,771.41	Net Valuation Taxable-Municipal		LIABILITIES, RESERVES, AND SURPLUS	
DEFERRED CHARGES	5,815,729.74	Net Valuation Taxable-County		Cash Liabilities	
SCHOOL, COUNTY, SPECIAL DISTRICT TAXES	265,825,297.81	State Equalization Ratio		Reserves for Receivables	
RESERVE FOR UNCOLLECTED TAXES	28,183,204.24			Surplus Dec. 31,	
EMERGENCY EMPLOYMENT ACT OF 1971	8,378,836.83			Total	
EXPENDITURES TOTAL	511,566,580.02				

1971/3000

*Above Debt Service Includes Type I School Debt

0899

Population 1970 780,520
Population 1972 793,710

SUMMARY GLOUCESTER COUNTY MUNICIPALITIES

PER CAPITA:

Gross Debt 71.26
Net Debt 20.79
Debt Service .76
Total Tax Levy 56.42
Municipal Expenditures 21.98

PER CENT:

Gross Debt 113.54
Net Debt 33.13
Tax Levy Collected 93.78
Tax Levy Cancelled, Abated or Adjusted .35

EXPENDITURES		REVENUES-REALIZED		1972 PROPERTY TAX	
GENERAL GOVERNMENT				STATE EQUALIZED TAX RATE →	
Governing Body & Public Boards	58,945.00	1972 Property Taxes Collected	42,165,033.79	Local District School Taxes	26,222,452.88
Municipal Clerk	88,835.34	1972 Payments in Lieu of Taxes	20,299.72	Regional & Consolidated School Tax	4,257,916.56
Financial Administration	214,188.79	Delinquent Tax & Lien Collections	2,193,711.64	School Taxes in Municipal Budget	35,145.50
Assessment of Taxes	237,994.27	Business Personalty Replacement Taxes	1,445,198.94	County Taxes	7,614,537.05
Collection of Taxes	300,937.36	Taxes from Public Utilities	3,872,617.50	County Library Taxes	
Planning, Housing & Development	219,284.61	Other Miscellaneous Tax Revenues		Local Municipal Purpose Taxes	5,737,633.92
Human Resources	9,570.00	State Aid Revenues	835,052.13	Veteran & Senior Citizen Taxes	1,001,960.00
Elections	31,191.52	Federal Aid Revenues	483,514.51	Total Taxes for Rate Computation	44,869,645.91
General Administration (other)	1,248,609.63	State and Local Fiscal Assistance Act Utilized		Special District Taxes	40,455.00
JUDICIARY		Sale of Acquired Property	152,332.50	Bank Stock Taxes	85,462.96
Municipal Courts	220,641.82	Other Miscellaneous Revenues	1,279,183.30	Added and Omitted Taxes	784,592.81
PUBLIC SAFETY		Other Revenues, Revenue Sharing Tax Effort	743,584.40	Total Taxes Levied - ABSTRACT	44,778,236.68
Fire Protection	500,489.18	TOTAL	53,194,528.43	Total Taxes Billed	44,554,236.41
Police Protection	3,285,258.65	Prior Years Surplus Appropriated	3,105,107.74	1972 TAXES COLLECTED	42,159,033.79
Civil Defense & Disaster Control	30,798.00	REVENUES	56,299,636.17	1972 Taxes Cancelled, Abated or Adjusted	157,302.10
Environmental Inspection & Control	125,061.54	CAPITAL OUTLAY	2,601,635.58	Transfer to Tax Title Liens or Foreclosed	115,642.62
Other Public Safety		TOTAL		Balance Outstanding Dec. 31, 1972	2,516,257.90
PUBLIC WORKS				PRIOR YEARS TAXES OUTSTANDING	
Streets and Drainage	3,313,708.57	Public Enterprises	1,540,300.52	Balance January 1, 1972	2,338,013.32
Sewers and Sewage Processing	159,034.66	Recreation—Culture	19,865.25	Collected in 1972	2,027,845.45
Garbage and Trash Disposal	732,534.50	Public Works	615,610.93	Cancelled, Abated or Adjusted 1972	31,005.31
Public Buildings and Grounds	443,320.84	Buildings and Grounds	417,814.93	Transfers to Tax Title Liens or Foreclosed	30,128.33
Other Public Works	76,520.00	Library and Education	8,043.95	Balance December 31, 1972	249,034.23
HEALTH and WELFARE		Conservation		TAX TITLE LIENS OUTSTANDING	
Health Services Except Environmental	143,211.20	All Other		Balance January 1, 1972	471,628.60
Welfare-Public Assistance	61,741.42	CAPITAL DEBT AUTHORIZED, DECEMBER 31, 1972		Transfers From Taxes	145,871.08
Hospitals, Clinics, First Aid	2,700.00	ISSUED AND UNISSUED		Redeemed in 1972	165,866.19
Animal, Insect, & Rodent Control	58,625.20	School	38,352,600	Cancelled, Abated or Adjusted (1972)	1,570.15
Other Welfare Services		Self-liquidating	5,209,300	Transfers to Foreclosed Property	36,838.86
RECREATION and CONSERVATION		Other	5,000,430	Balance December 31, 1972	413,224.48
Beaches and Boardwalks		Total	56,562,330	PROPERTY ACQUIRED BY DEED OR FORECLOSURE	
Parks, Playgrounds, Shade Trees	215,317.73	ISSUED AND OUTSTANDING		Balance January 1, 1972	1,201,124.07
Land Reclamation & Conservation	10,500.00	School	35,134,000.00	Transfers From Taxes or Liens	41,725.22
Other Recreational Services	52,451.90	Self-Liquidating	5,515,100.00	Sale for Cash (1972)	128,079.75
EDUCATION (excluding schools)		Other	8,767,052.97	Cancelled, Abated or Adjusted (1972)	44,571.75
Libraries	191,486.16	Total	49,816,152.97	Balance December 31, 1972	1,069,757.79
Other Educational Services	40,000.00	EQUALIZED VALUATION BASIS		CURRENT FINANCES DECEMBER 31, 1972	
STATUTORY EXPENDITURES		FOR NET DEBT COMPUTATION	1,132,627,359.35	ASSETS	
Pensions & F. I. C. A.	602,326.59	REAL PROPERTY VALUATIONS		Cash Dec. 31, 1972	11,265,676.17
Employee Fringe Benefits	195,248.77	Code Class # of Parcels % VAL'N		Taxes Receivable	2,765,647.76
Other Statutory Expenditures		1 Vacant Land 14686 5.65	56,413,470.00	Tax Title Liens	413,224.48
MUNICIPAL FUNCTIONS		2 Residential 42002 55.58	554,992,320.00	Foreclosed Property	1,069,757.79
CAPITAL IMPROVEMENTS		3 Farm 4273 4.96	49,531,766.00	Emergencies & Other Deferred Charges	346,874.76
DEBT SERVICE		4a Commercial 2601 13.31	132,866,650.00	State Aid Receivable	600,710.14
Principal Payments	251,531.45	4b Industrial 152 17.44	174,150,000.00	Other Receivables	400,422.50
Interest Payments	354,862.95	4c Apartments 131 3.06	30,559,200.00	Total	16,862,353.60
TYPE I SCHOOL DEBT MEMO*		68345 Total	998,513,406.00	LIABILITIES, RESERVES, AND SURPLUS	
DEFERRED CHARGES		Land Area 328.36 Sq. Miles		Cash Liabilities	6,209,309.00
SCHOOL, COUNTY, SPECIAL DISTRICT TAXES	38,170,546.95	Net Valuation Taxable-Municipal	1,017,273,097.00	Reserves for Receivables	4,649,092.54
RESERVE FOR UNCOLLECTED TAXES	3,041,160.86	Net Valuation Taxable-County	1,232,243,201.00	Surplus Dec. 31,	6,002,952.06
EMERGENCY EMPLOYMENT ACT OF 1971	491,265.54	State Equalization Ratio		Total	16,862,353.60
EXPENDITURES					
TOTAL	55,612,466.74				

1971/3000

*Above Debt Service Includes Type I School Debt

Population 1970 677,557
Population 1972 686,350

PER CAPITA:		PER CENT:	
Gross Debt	348.00	Gross Debt	130.16
Net Debt	123.70	Net Debt	46.27
Debt Service	21.67	Tax Levy Collected	92.32
Total Tax Levy	269.27	Tax Levy Cancelled, Abated	
Municipal Expenditures	224.70	or Adjusted	.64

EXPENDITURES		REVENUES-REALIZED		1972 PROPERTY TAX	
GENERAL GOVERNMENT		1972 Property Taxes Collected		STATE EQUALIZED TAX RATE	
Governing Body & Public Boards	565,529.00	1972 Payments in Lieu of Taxes	170,633,040.71	Local District School Taxes	66,735,504.16
Municipal Clerk	428,065.00	Delinquent Tax & Lien Collections	597,940.33	Regional & Consolidated School Tax	
Financial Administration	1,181,713.00	Business Personality Replacement Taxes	9,010,985.02	School Taxes in Municipal Budget	5,222,172.64
Assessment of Taxes	746,174.00	Taxes from Public Utilities	14,773,457.69	County Taxes	49,223,096.00
Collection of Taxes	784,861.00	Other Miscellaneous Tax Revenues	20,143,364.42	County Library Taxes	
Planning, Housing & Development	634,165.00	State Aid Revenues	45,965.38	Local Municipal Purpose Taxes	61,510,888.65
Human Resources	555,388.07	Federal Aid Revenues	19,304,819.82	Veteran & Senior Citizen Taxes	1,650,000.00
Elections	166,284.00	State and Local Fiscal Assistance Act Utilized	5,939,169.42	Total Taxes for Rate Computation	184,441,661.45
General Administration (other)	5,109,542.83	Sale of Acquired Property		Special District Taxes	
JUDICIARY		Other Miscellaneous Revenues	271,400.00	Bank Stock Taxes	316,563.59
Municipal Courts	573,137.00	Other Revenues, Revenue Sharing Tax Effort	9,113,241.91	Added and Omitted Taxes	1,704,140.43
PUBLIC SAFETY		Total	3,005,306.66	Total Taxes Levied - ABSTRACT	184,812,765.47
Fire Protection	23,624,763.31	Prior Years Surplus Appropriated	252,838,831.36	Total Taxes Billed	184,834,690.28
Police Protection	26,875,905.26	REVENUES TOTAL	9,564,000.00	1972 TAXES COLLECTED	170,633,040.71
Civil Defense & Disaster Control	75,221.00	CAPITAL OUTLAY TOTAL	262,402,831.36	1972 Taxes Cancelled, Abated or Adjusted	1,174,186.23
Environmental Inspection & Control	568,295.60		18,091,003.77	Transfer to Tax Title Liens or Foreclosed	1,829,125.78
Other Public Safety	602,156.00			Balance Outstanding Dec. 31, 1972	11,158,237.56
PUBLIC WORKS				PRIOR YEARS TAXES OUTSTANDING	
Streets and Drainage	6,534,920.54	Public Enterprises	103,270.78	Balance January 1, 1972	16,515,388.78
Sewers and Sewage Processing	1,348,216.78	Recreation—Culture	164,687.55	Collected in 1972	6,752,246.44
Garbage and Trash Disposal	7,674,273.68	Public Works	3,164,371.47	Cancelled, Abated or Adjusted 1972	870,599.87
Public Buildings and Grounds	5,552,664.44	Buildings and Grounds	1,062,724.33	Transfers to Tax Title Liens or Foreclosed	447,204.59
Other Public Works	441,212.00	Library and Education	13,595,949.64	Balance December 31, 1972	8,449,237.48
HEALTH and WELFARE		Conservation		TAX TITLE LIENS OUTSTANDING	
Health Services Except Environmental	2,614,218.39	All Other		Balance January 1, 1972	11,534,910.62
Welfare-Public Assistance	1,672,010.00	CAPITAL DEBT AUTHORIZED, DECEMBER 31, 1972		Transfers From Taxes	2,420,840.50
Hospitals, Clinics, First Aid	2,940,220.00	ISSUED AND UNISSUED		Redeemed in 1972	2,258,689.08
Animal, Insect, & Rodent Control	259,286.55	SCHOOL	114,105,500	Cancelled, Abated or Adjusted (1972)	354,701.32
Other Welfare Services	133,605.00	Self-liquidating	39,070,034	Transfers to Foreclosed Property	22,584.87
RECREATION and CONSERVATION		Other	85,672,247	Balance December 31, 1972	11,319,775.85
Beaches and Boardwalks		Total	238,847,781	PROPERTY ACQUIRED BY DEED OR FORECLOSURE	
Parks, Playgrounds, Shade Trees	1,793,027.00	ISSUED AND OUTSTANDING		Balance January 1, 1972	24,554,998.50
Land Reclamation & Conservation	272,269.00	SCHOOL	90,668,000.00	Transfers From Taxes or Liens	22,584.87
Other Recreational Services	1,044,453.00	Self-liquidating	21,190,335.00	Sale for Cash (1972)	754,791.78
EDUCATION (excluding schools)		Other	71,647,405.00	Cancelled, Abated or Adjusted (1972)	400.00
Libraries	2,262,410.00	Total	183,505,740.00	Balance December 31, 1972	23,822,391.55
Other Educational Services	91,880.00	EQUALIZED VALUATION BASIS		CURRENT FINANCES DECEMBER 31, 1972	
STATUTORY EXPENDITURES		FOR NET DEBT COMPUTATION	3,300,088,425.33	ASSETS	
Pensions & F. I. C. A.	13,803,600.28	REAL PROPERTY VALUATIONS		Cash Dec. 31, 1972	32,887,595.13
Employee Fringe Benefits	2,794,172.52	Code Class # of Parcels % VAL'N		Taxes Receivable	19,647,675.04
Other Statutory Expenditures		1 Vacant Land 6639 4.27	111,271,135.00	Tax Title Liens	11,319,775.85
MUNICIPAL FUNCTIONS		2 Residential 60862 39.10	1,019,026,485.00	Foreclosed Property	23,822,391.55
CAPITAL IMPROVEMENTS	1,235,586.10	3 Farm ----		Emergencies & Other Deferred Charges	3,037,873.02
DEBT SERVICE		4a Commercial 11806 18.64	485,644,172.00	State Aid Receivable	2,571,916.74
Principal Payments	6,950,262.39	4b Industrial 2945 25.49	664,401,725.00	Other Receivables	5,556,244.97
Interest Payments	7,880,764.45	4c Apartments 5326 12.50	325,738,100.00	Total	102,843,472.34
TYPE I SCHOOL DEBT MEMO*	8,239,076.64	87578 Total	2,606,081,617.00	LIABILITIES, RESERVES, AND SURPLUS	
DEFERRED CHARGES	3,476,551.53	Land Area 46.42 Sq. Miles		Cash Liabilities	26,876,927.64
SCHOOL, COUNTY, SPECIAL DISTRICT TAXES	121,280,772.80	Net Valuation Taxable-Municipal	2,664,184,383.00	Reserves for Receivables	64,306,287.45
RESERVE FOR UNCOLLECTED TAXES	15,688,127.71	Net Valuation Taxable-County	3,603,735,520.00	Surplus Dec. 31,	11,660,157.25
EMERGENCY EMPLOYMENT ACT OF 1971	5,158,056.59	State Equalization Ratio		Total	102,843,472.34
EXPENDITURES TOTAL	275,502,458.72				

1099

SUMMARY HUNTERDON COUNTY MUNICIPALITIES

Population 1970 373,834
Population 1972 388,085

PER CAPITA:		PER CENT:	
Gross Debt	76.07	Gross Debt	113.10
Net Debt	2.81	Net Debt	4.17
Debt Service	.16	Tax Levy Collected	91.55
Total Tax Levy	66.31	Tax Levy Cancelled, Abated or Adjusted	.49
Municipal Expenditures	25.98		

EXPENDITURES		REVENUES-REALIZED		1972 PROPERTY TAX	
GENERAL GOVERNMENT				STATE EQUALIZED TAX RATE	
Governing Body & Public Boards		1972 Property Taxes Collected	23,621,112.34	Local District School Taxes	11,256,646.82
Municipal Clerk	9,400.00	1972 Payments in Lieu of Taxes	3,515.65	Regional & Consolidated School Tax	8,210,058.36
Financial Administration	106,905.47	Delinquent Tax & Lien Collections	1,906,918.04	School Taxes in Municipal Budget	
Assessment of Taxes	173,060.00	Business Personalty Replacement Taxes	1,040,728.29	County Taxes	3,869,020.68
Collection of Taxes	125,874.56	Taxes from Public Utilities	2,553,716.03	County Library Taxes	166,500.00
Planning, Housing & Development	192,839.32	Other Miscellaneous Tax Revenues		Local Municipal Purpose Taxes	1,557,297.06
Human Resources	5,800.00	State Aid Revenues	485,682.57	Veteran & Senior Citizen Taxes	250,940.00
Elections	13,863.84	Federal Aid Revenues	30,459.00	Total Taxes for Rate Computation	25,530,462.52
General Administration (other)	836,177.29	State and Local Fiscal Assistance Act Utilized		Special District Taxes	1,000.00
JUDICIARY		Sale of Acquired Property		Bank Stock Taxes	53,003.28
Municipal Courts	107,488.89	Other Miscellaneous Revenues	806,035.56	Added and Omitted Taxes	539,506.92
PUBLIC SAFETY		Other Revenues, Revenue Sharing Tax Effort	438,518.81	Total Taxes Levied - ABSTRACT	25,733,433.12
Fire Protection	228,376.32	Total	31,286,686.69	Total Taxes Billed	25,800,210.43
Police Protection	774,754.59	Prior Years Surplus Appropriated	2,850,661.12	1972 TAXES COLLECTED	23,621,112.34
Civil Defense & Disaster Control	5,669.69	REVENUES TOTAL	34,137,347.81	1972 Taxes Cancelled, Abated or Adjusted	126,575.55
Environmental Inspection & Control	70,007.85	CAPITAL OUTLAY TOTAL	531,126.25	Transfer to Tax Title Liens or Foreclosed	40,282.39
Other Public Safety				Balance Outstanding Dec. 31, 1972	2,012,399.23
PUBLIC WORKS				PRIOR YEARS TAXES OUTSTANDING	
Streets and Drainage	2,119,957.52	Public Enterprises	12,697.11	Balance January 1, 1972	2,106,815.02
Sewers and Sewage Processing	120,325.00	Recreation—Culture	2,358.00	Collected in 1972	1,815,871.35
Garbage and Trash Disposal	254,405.76	Public Works	268,524.40	Cancelled, Abated or Adjusted 1972	24,534.34
Public Buildings and Grounds	167,505.51	Buildings and Grounds	247,546.74	Transfers to Tax Title Liens or Foreclosed	51,500.92
Other Public Works	241,678.00	Library and Education		Balance December 31, 1972	204,508.41
HEALTH and WELFARE		Conservation		TAX TITLE LIENS OUTSTANDING	
Health Services Except Environmental	54,240.75	All Other		Balance January 1, 1972	117,141.06
Welfare-Public Assistance	33,615.82	CAPITAL DEBT AUTHORIZED, DECEMBER 31, 1972		Transfers From Taxes	102,026.64
Hospitals, Clinics, First Aid	1,600.00	ISSUED AND UNISSUED		Redeemed in 1972	51,046.69
Animal, Insect, & Rodent Control	7,818.00	SCHOOL	23,894,500	Cancelled, Abated or Adjusted (1972)	1,342.62
Other Welfare Services		Self-liquidating	5,374,574	Transfers to Foreclosed Property	
RECREATION and CONSERVATION		Other	253,100	Balance December 31, 1972	126,778.39
Beaches and Boardwalks		Total	29,522,574	PROPERTY ACQUIRED BY DEED OR FORECLOSURE	
Parks, Playgrounds, Shade Trees	33,813.70	ISSUED AND OUTSTANDING		Balance January 1, 1972	7,881.80
Land Reclamation & Conservation	147,749.20	School	20,990,526.84	Transfers From Taxes or Liens	
Other Recreational Services	20,004.50	Self-Liquidating	5,076,250.00	Sale for Cash (1972)	
EDUCATION (excluding schools)		Other	37,400.00	Cancelled, Abated or Adjusted (1972)	
Libraries	60,230.00	Total	26,104,176.84	Balance December 31, 1972	7,881.80
Other Educational Services	1,072,387.00	EQUALIZED VALUATION BASIS		CURRENT FINANCES DECEMBER 31, 1972	
STATUTORY EXPENDITURES		FOR NET DEBT COMPUTATION	762,724,421.35	ASSETS	
Pensions & F. I. C. A.	181,522.53	REAL PROPERTY VALUATIONS		Cash Dec. 31, 1972	13,215,809.05
Employee Fringe Benefits	63,908.17	Code Class # of Parcels % VAL'N		Taxes Receivable	2,217,067.64
Other Statutory Expenditures		1 Vacant Land 5374 6.12	40,897,617.00	Tax Title Liens	126,778.39
MUNICIPAL FUNCTIONS	TOTAL	2 Residential 17160 58.65	391,855,315.00	Foreclosed Property	7,881.80
CAPITAL IMPROVEMENTS	1,271,716.53	3 Farm 4832 16.13	107,719,568.00	Emergencies & Other Deferred Charges	257,393.57
DEBT SERVICE		4a Commercial 1437 11.40	76,125,137.00	State Aid Receivable	679,066.99
Principal Payments	53,222.35	4b Industrial 123 6.58	43,987,795.00	Other Receivables	517,503.48
Interest Payments	8,485.66	4c Apartments 61 1.12	7,512,745.00	Total	17,125,500.92
DEFERRED CHARGES	220,420.07	28987 Total	668,098,177.00	LIABILITIES, RESERVES, AND SURPLUS	
SCHOOL, COUNTY, SPECIAL DISTRICT TAXES	23,543,225.86	Land Area 429.60 Sq. Miles		Cash Liabilities	8,055,602.41
RESERVE FOR UNCOLLECTED TAXES	2,570,120.31	Net Valuation Taxable-Municipal	688,165,993.00	Reserves for Receivables	2,869,231.31
EMERGENCY EMPLOYMENT ACT OF 1971		Net Valuation Taxable-County	828,363,617.00	Surplus Dec. 31,	6,160,667.20
EXPENDITURES	TOTAL	State Equalization Ratio		Total	17,125,500.92
	33,626,497.57				

1199

SUMMARY MERCER COUNTY MUNICIPALITIES

Population 1970 887,929
Population 1972 916,210

PER CAPITA:		PER CENT:	
Gross Debt	109.16	Gross Debt	105.94
Net Debt	32.20	Net Debt	31.25
Debt Service	3.86	Tax Levy Collected	105.31
Total Tax Levy	101.93	Tax Levy Cancelled, Abated or Adjusted	.40
Municipal Expenditures	65.04		

EXPENDITURES		REVENUES-REALIZED		1972 PROPERTY TAX	
GENERAL GOVERNMENT		1972 Property Taxes Collected		STATE EQUALIZED TAX RATE	
Governing Body & Public Boards	54,378.00	1972 Payments in Lieu of Taxes	87,541,661.20	Local District School Taxes	34,030,808.51
Municipal Clerk	85,408.00	Delinquent Tax & Lien Collections	181,987.86	Regional & Consolidated School Tax	14,256,060.97
Financial Administration	412,080.21	Business Personalty Replacement Taxes	4,193,047.50	School Taxes in Municipal Budget	211,793.50
Assessment of Taxes	365,370.52	Taxes from Public Utilities	5,514,034.31	County Taxes	23,260,552.00
Collection of Taxes	431,009.94	Other Miscellaneous Tax Revenues	8,323,686.28	County Library Taxes	322,736.00
Planning, Housing & Development	3,155,568.72	State Aid Revenues	248,929.78	Local Municipal Purpose Taxes	19,002,868.95
Human Resources	61,614.39	Federal Aid Revenues	5,865,511.68	Veteran & Senior Citizen Taxes	1,571,810.00
Elections	40,409.23	State and Local Fiscal Assistance Act Utilized	6,056,644.59	Total Taxes for Rate Computation	92,756,629.93
General Administration (other)	3,483,795.73	Sale of Acquired Property	288,332.00	Special District Taxes	549,402.80
JUDICIARY		Other Miscellaneous Revenues	5,318,351.73	Bank Stock Taxes	265,760.12
Municipal Courts	388,411.53	Other Revenues, Revenue Sharing Tax Effort	1,611,381.78	Added and Omitted Taxes	1,392,636.10
PUBLIC SAFETY		Total	125,543,568.71	Total Taxes Levied - ABSTRACT	93,352,618.95
Fire Protection	4,066,588.80	Prior Years Surplus Appropriated	7,107,431.00	Total Taxes Billed	83,504,216.73
Police Protection	10,660,358.96	REVENUES TOTAL	132,650,999.71	1972 TAXES COLLECTED	87,541,661.20
Civil Defense & Disaster Control	132,447.49	CAPITAL OUTLAY TOTAL	4,063,433.95	1972 Taxes Cancelled, Abated or Adjusted	338,185.48
Environmental Inspection & Control	1,080,073.54	Public Enterprises	618.75	Transfer to Tax Title Liens or Foreclosed	340,976.56
Other Public Safety	44,273.00	Recreation—Culture	237,912.28	Balance Outstanding Dec. 31, 1972	4,793,253.22
PUBLIC WORKS		Public Works	2,308,441.43	PRIOR YEARS TAXES OUTSTANDING	
Streets and Drainage	6,526,457.51	Buildings and Grounds	1,482,460.24	Balance January 1, 1972	4,423,435.52
Sewers and Sewage Processing	861,015.80	Library and Education	34,001.25	Collected in 1972	3,736,781.25
Garbage and Trash Disposal	2,476,471.40	Conservation		Cancelled, Abated or Adjusted 1972	81,469.97
Public Buildings and Grounds	905,025.13	All Other		Transfers to Tax Title Liens or Foreclosed	155,109.53
Other Public Works	41,810.00			Balance December 31, 1972	410,074.77
HEALTH and WELFARE				TAX TITLE LIENS OUTSTANDING	
Health Services Except Environmental	1,194,181.25			Balance January 1, 1972	1,281,387.72
Welfare-Public Assistance	508,271.48			Transfers From Taxes	545,115.16
Hospitals, Clinics, First Aid	23,850.00			Redeemed in 1972	456,266.25
Animal, Insect, & Rodent Control	338,214.37			Cancelled, Abated or Adjusted (1972)	8,451.46
Other Welfare Services				Transfers to Foreclosed Property	112,711.05
RECREATION and CONSERVATION				Balance December 31, 1972	1,249,074.12
Beaches and Boardwalks	906,192.55			PROPERTY ACQUIRED BY DEED OR FORECLOSURE	
Parks, Playgrounds, Shade Trees	52,496.06			Balance January 1, 1972	914,960.73
Land Reclamation & Conservation	818,803.26			Transfers From Taxes or Liens	124,626.27
Other Recreational Services				Sale for Cash (1972)	51,691.00
EDUCATION (excluding schools)				Cancelled, Abated or Adjusted (1972)	127,284.00
Libraries	1,149,294.20			Balance December 31, 1972	820,612.00
Other Educational Services	233,412.24			CURRENT FINANCES DECEMBER 31, 1972	
STATUTORY EXPENDITURES				ASSETS	
Pensions & F. I. C. A.	3,345,724.85			Cash Dec. 31, 1972	21,175,902.48
Employee Fringe Benefits	532,611.90			Taxes Receivable	5,203,327.99
Other Statutory Expenditures				Tax Title Liens	1,249,074.12
MUNICIPAL FUNCTIONS TOTAL	44,816,560.86			Foreclosed Property	820,612.00
CAPITAL IMPROVEMENTS	3,713,788.66			Emergencies & Other Deferred Charges	425,565.21
DEBT SERVICE				State Aid Receivable	713,073.70
Principal Payments	2,456,700.00			Other Receivables	1,134,282.35
Interest Payments	1,081,231.43			Total	30,736,237.85
TYPE I SCHOOL DEBT MEMO*	563,201.00			LIABILITIES, RESERVES, AND SURPLUS	
DEFERRED CHARGES	1,387,662.77			Cash Liabilities	11,660,042.72
SCHOOL, COUNTY, SPECIAL DISTRICT TAXES	72,731,253.78			Reserves for Receivables	8,411,378.46
RESERVE FOR UNCOLLECTED TAXES	6,452,883.50			Surplus Dec. 31,	10,664,816.67
EMERGENCY EMPLOYMENT ACT OF 1971	3,356,929.95			Total	30,736,237.85
EXPENDITURES TOTAL	132,323,522.33				

1971/3000

*Above Debt Service Includes Type I School Debt

Population 1970 1,045,662
Population 1972 1,079,485

PER CAPITA:		PER CENT:	
Gross Debt	289.06	Gross Debt	117.26
Net Debt	111.97	Net Debt	45.42
Debt Service	8.85	Tax Levy Collected	95.82
Total Tax Levy	184.86	Tax Levy Cancelled, Abated or Adjusted	.43
Municipal Expenditures	83.53		

EXPENDITURES		REVENUES-REALIZED		1972 PROPERTY TAX	
GENERAL GOVERNMENT				STATE EQUALIZED TAX RATE	
Governing Body & Public Boards	383,021.83	1972 Property Taxes Collected	191,329,747.25	Local District School Taxes	126,370,503.28
Municipal Clerk	322,070.50	1972 Payments in Lieu of Taxes	315,617.15	Regional & Consolidated School Tax	373,084.73
Financial Administration	911,247.85	Delinquent Tax & Lien Collections	5,567,108.84	School Taxes in Municipal Budget	2,408,331.12
Assessment of Taxes	1,092,875.81	Business Personalty Replacement Taxes	10,026,905.61	County Taxes	34,700,742.68
Collection of Taxes	514,545.02	Taxes from Public Utilities	19,022,812.23	County Library Taxes	
Planning, Housing & Development	2,145,328.58	Other Miscellaneous Tax Revenues	10,837.98	Local Municipal Purpose Taxes	30,281,216.14
Human Resources	206,820.00	State Aid Revenues	5,490,427.81	Veteran & Senior Citizen Taxes	3,020,440.00
Elections	134,266.74	Federal Aid Revenues	1,404,540.04	Total Taxes for Rate Computation	197,154,717.55
General Administration (other)	5,895,829.21	State and Local Fiscal Assistance Act Utilized		Special District Taxes	2,673,824.77
JUDICIARY		Sale of Acquired Property	1,335,115.74	Bank Stock Taxes	242,163.56
Municipal Courts	686,279.16	Other Miscellaneous Revenues	6,143,338.56	Added and Omitted Taxes	2,500,696.25
PUBLIC SAFETY		Other Revenues, Revenue Sharing Tax Effort	3,189,035.22	Total Taxes Levied - ABSTRACT	195,550,562.53
Fire Protection	4,203,758.16	Total	243,835,486.43	Total Taxes Billed	199,668,592.05
Police Protection	17,126,105.39	Prior Years Surplus Appropriated	11,126,284.03	1972 TAXES COLLECTED	191,329,747.25
Civil Defense & Disaster Control	113,634.00	REVENUES TOTAL	254,561,770.46	1972 Taxes Cancelled, Abated or Adjusted	854,196.81
Environmental Inspection & Control	854,048.00	CAPITAL OUTLAY TOTAL	14,354,357.86	Transfer to Tax Title Liens or Foreclosed	546,247.07
Other Public Safety	254,456.00			Balance Outstanding Dec. 31, 1972	6,935,100.92
PUBLIC WORKS				PRIOR YEARS TAXES OUTSTANDING	
Streets and Drainage	9,808,466.31	Public Enterprises	727,036.90	Balance January 1, 1972	7,677,574.21
Sewers and Sewage Processing	1,635,089.52	Recreation—Culture	241,126.36	Collected in 1972	4,937,254.78
Garbage and Trash Disposal	4,400,555.05	Public Works	9,074,964.58	Cancelled, Abated or Adjusted 1972	224,566.08
Public Buildings and Grounds	1,961,211.23	Buildings and Grounds	548,762.52	Transfers to Tax Title Liens or Foreclosed	188,190.95
Other Public Works	432,815.25	Library and Education	3,358,729.58	Balance December 31, 1972	2,327,562.40
HEALTH and WELFARE		Conservation	3,777.92	TAX TITLE LIENS OUTSTANDING	
Health Services Except Environmental	1,523,863.86	All Other		Balance January 1, 1972	2,567,276.31
Welfare-Public Assistance	359,138.26	CAPITAL DEBT AUTHORIZED, DECEMBER 31, 1972		Transfers From Taxes	758,413.01
Hospitals, Clinics, First Aid	119,300.00	ISSUED AND UNISSUED		Redeemed in 1972	625,854.06
Animal, Insect, & Rodent Control	31,825.00	School	167,078,239	Cancelled, Abated or Adjusted (1972)	253,812.63
Other Welfare Services	13,698.16	Self-liquidating	37,624,720	Transfers to Foreclosed Property	11,290.92
RECREATION and CONSERVATION		Other	107,333,321	Balance December 31, 1972	2,430,731.71
Beaches and Boardwalks		Total	312,036,280	PROPERTY ACQUIRED BY DEED OR FORECLOSURE	
Parks, Playgrounds, Shade Trees	2,086,655.00	ISSUED AND OUTSTANDING		Balance January 1, 1972	5,362,191.39
Land Reclamation & Conservation	172,794.00	School	153,649,064.80	Transfers From Taxes or Liens	11,290.92
Other Recreational Services	1,326,616.76	Self-Liquidating	35,093,750.00	Sale for Cash (1972)	419,082.54
EDUCATION (excluding schools)		Other	77,355,636.89	Cancelled, Abated or Adjusted (1972)	1,029,879.15
Libraries	2,730,458.28	Total	266,098,451.69	Balance December 31, 1972	3,924,520.62
Other Educational Services	107,245.00	EQUALIZED VALUATION BASIS		CURRENT FINANCES DECEMBER 31, 1972	
STATUTORY EXPENDITURES		FOR NET DEBT COMPUTATION	5,283,224,261.67	ASSETS	
Pensions & F. I. C. A.	4,012,563.11	REAL PROPERTY VALUATIONS		Cash Dec. 31, 1972	31,103,686.85
Employee Fringe Benefits	1,419,724.00	Code Class # of Parcels % VAL'N	ASSESSED VALUATION	Taxes Receivable	9,273,063.32
Other Statutory Expenditures		1 Vacant Land 22872 4.79	116,103,933.00	Tax Title Liens	2,424,731.71
MUNICIPAL FUNCTIONS		2 Residential 123790 56.93	1,379,055,934.00	Foreclosed Property	3,924,520.62
CAPITAL IMPROVEMENTS	2,357,896.26	3 Farm 1942 0.82	19,895,480.00	Emergencies & Other Deferred Charges	1,544,206.24
DEBT SERVICE		4a Commercial 7154 11.46	277,661,197.00	State Aid Receivable	1,864,381.25
Principal Payments	4,553,530.00	4b Industrial 1731 20.03	485,342,609.00	Other Receivables	856,766.78
Interest Payments	4,563,518.15	4c Apartments 929 5.97	144,591,075.00	Total	51,031,356.77
TYPE I SCHOOL DEBT MEMO*	3,051,513.62	158418 Total	2,422,650,228.00	LIABILITIES, RESERVES, AND SURPLUS	
DEFERRED CHARGES	2,103,324.65	Land Area 311.00Sq. Miles		Cash Liabilities	17,530,025.58
SCHOOL, COUNTY, SPECIAL DISTRICT TAXES	166,526,886.58	Net Valuation Taxable-Municipal	2,464,500,021.00	Reserves for Receivables	16,517,887.47
RESERVE FOR UNCOLLECTED TAXES	9,619,278.48	Net Valuation Taxable-County	6,424,568,142.00	Surplus Dec. 31,	16,583,443.72
EMERGENCY EMPLOYMENT ACT OF 1971	1,464,642.35	State Equalization Ratio		Total	51,031,356.77
EXPENDITURES TOTAL	256,698,429.65				

1971/3000

*Above Debt Service Includes Type I School Debt

Population 1970 845,303
Population 1972 882,810

SUMMARY MONMOUTH COUNTY MUNICIPALITIES

PER CAPITA:		PER CENT:	
Gross Debt	286.98	Gross Debt	137.70
Net Debt	104.99	Net Debt	50.38
Debt Service	6.24	Tax Levy Collected	94.68
Total Tax Levy	185.24	Tax Levy Cancelled, Abated	
Municipal Expenditures	82.62	or Adjusted	.17

EXPENDITURES		REVENUES-REALIZED		1972 PROPERTY TAX	
GENERAL GOVERNMENT		1972 Property Taxes Collected		STATE EQUALIZED TAX RATE	
Governing Body & Public Boards	81,125.20	1972 Payments in Lieu of Taxes		Local District School Taxes	
Municipal Clerk	103,578.75	Delinquent Tax & Lien Collections		Regional & Consolidated School Tax	
Financial Administration	** 665,167.50	Business Personalty Replacement Taxes		School Taxes in Municipal Budget	
Assessment of Taxes	857,838.97	Taxes from Public Utilities		County Taxes	
Collection of Taxes	911,212.80	Other Miscellaneous Tax Revenues		County Library Taxes	
Planning, Housing & Development	802,525.20	State Aid Revenues		Local Municipal Purpose Taxes	
Human Resources	157,613.55	Federal Aid Revenues		Veteran & Senior Citizen Taxes	
Elections	102,047.59	State and Local Fiscal Assistance Act Utilized		Total Taxes for Rate Computation	
General Administration (other)	6,478,047.35	Sale of Acquired Property		Special District Taxes	
JUDICIARY		Other Miscellaneous Revenues		Bank Stock Taxes	
Municipal Courts	** 733,731.60	Other Revenues, Revenue Sharing Tax Effort		Added and Omitted Taxes	
PUBLIC SAFETY		Total		Total Taxes Levied - ABSTRACT	
Fire Protection	** 2,060,834.56	Prior Years Surplus Appropriated		Total Taxes Billed	
Police Protection	** 13,389,501.85	REVENUES TOTAL		1972 TAXES COLLECTED	
Civil Defense & Disaster Control	64,895.11	CAPITAL OUTLAY TOTAL		1972 Taxes Cancelled, Abated or Adjusted	
Environmental Inspection & Control	** 622,605.02	Public Enterprises		Transfer to Tax Title Liens or Foreclosed	
Other Public Safety	3,307.00	Recreation—Culture		Balance Outstanding Dec. 31, 1972	
PUBLIC WORKS		Public Works		PRIOR YEARS TAXES OUTSTANDING	
Streets and Drainage	** 9,007,520.55	Buildings and Grounds		Balance January 1, 1972	
Sewers and Sewage Processing	511,446.43	Library and Education		Collected in 1972	
Garbage and Trash Disposal	3,520,050.61	Conservation		Cancelled, Abated or Adjusted 1972	
Public Buildings and Grounds	1,435,111.81	All Other		Transfers to Tax Title Liens or Foreclosed	
Other Public Works	426,613.54	CAPITAL DEBT AUTHORIZED, DECEMBER 31, 1972		Balance December 31, 1972	
HEALTH and WELFARE		ISSUED AND UNISSUED GROSS DEBT		TAX TITLE LIENS OUTSTANDING	
Health Services Except Environmental	561,277.04	School		Balance January 1, 1972	
Welfare-Public Assistance	305,577.35	Self-liquidating		Transfers From Taxes	
Hospitals, Clinics, First Aid	103,600.00	Other		Redeemed in 1972	
Animal, Insect, & Rodent Control	49,508.97	Total		Cancelled, Abated or Adjusted (1972)	
Other Welfare Services	10,750.00	ISSUED AND OUTSTANDING		Transfers to Foreclosed Property	
RECREATION and CONSERVATION		SCHOOL		Balance December 31, 1972	
Beaches and Boardwalks	858,482.00	Self-Liquidating		PROPERTY ACQUIRED BY DEED OR	
Parks, Playgrounds, Shade Trees	** 824,295.42	Other		FORECLOSURE	
Land Reclamation & Conservation	222,299.54	Total		Balance January 1, 1972	
Other Recreational Services	** 577,796.54	EQUALIZED VALUATION BASIS		Transfers From Taxes or Liens	
EDUCATION (excluding schools)		FOR NET DEBT COMPUTATION		Sale for Cash (1972)	
Libraries	1,125,777.93	REAL PROPERTY VALUATIONS		Cancelled, Abated or Adjusted (1972)	
Other Educational Services	1,928,474.00	Code Class # of Parcels % VAL'N		Balance December 31, 1972	
STATUTORY EXPENDITURES		ASSESSED VALUATION		CURRENT FINANCES DECEMBER 31, 1972	
Pensions & F. I. C. A.	2,753,744.40	1 Vacant Land 23478 4.71		ASSETS	
Employee Fringe Benefits	732,510.61	2 Residential 111008 69.71		Cash Dec. 31, 1972	
Other Statutory Expenditures		3 Farm 4811 2.84		Taxes Receivable	
MUNICIPAL FUNCTIONS	TOTAL 52,870,474.03	4a Commercial 7262 13.65		Tax Title Liens	
CAPITAL IMPROVEMENTS	2,816,645.62	4b Industrial 314 3.77		Foreclosed Property	
DEBT SERVICE		4c Apartments 1433 5.32		Emergencies & Other Deferred Charges	
Principal Payments	3,244,530.00	Total 148306		State Aid Receivable	
Interest Payments	2,266,602.59	Land Area 471.57 Sq. Miles		Other Receivables	
TYPE I SCHOOL DEBT MEMO*	894,834.09	Net Valuation Taxable-Municipal		Total	
DEFERRED CHARGES	1,418,498.01	Net Valuation Taxable-County		LIABILITIES, RESERVES, AND SURPLUS	
SCHOOL, COUNTY, SPECIAL DISTRICT TAXES	131,940,565.55	State Equalization Ratio		Cash Liabilities	
RESERVE FOR UNCOLLECTED TAXES	11,248,832.73			Reserves for Receivables	
EMERGENCY EMPLOYMENT ACT OF 1971	1,885,795.08			Surplus Dec. 31,	
EXPENDITURES	TOTAL 204,875,658.39			Total	

1971/3000

*Above Debt Service Includes Type I School Debt

**REVENUE SHARING INCLUDED

Population 1970 591,924
Population 1972 641,105

PER CAPITA:		PER CENT:	
Gross Debt	422.73	Gross Debt	130.56
Net Debt	114.60	Net Debt	35.39
Debt Service	3.15	Tax Levy Collected	96.08
Total Tax Levy	248.12	Tax Levy Cancelled, Abated	
Municipal Expenditures	91.92	or Adjusted	.49

EXPENDITURES		REVENUES-REALIZED		1972 PROPERTY TAX	
GENERAL GOVERNMENT				STATE EQUALIZED TAX RATE	
Governing Body & Public Boards	75,353.00	1972 Property Taxes Collected	153,213,476.47	Local District School Taxes	88,615,645.32
Municipal Clerk	98,035.00	1972 Payments in Lieu of Taxes	43,376.71	Regional & Consolidated School Tax	18,190,106.19
Financial Administration	746,588.76	Delinquent Tax & Lien Collections	5,252,257.33	School Taxes in Municipal Budget	
Assessment of Taxes	523,653.33	Business Personalty Replacement Taxes	4,188,868.23	County Taxes	19,757,174.72
Collection of Taxes	531,261.45	Taxes from Public Utilities	6,792,437.63	County Library Taxes	871,037.75
Planning, Housing & Development	634,295.06	Other Miscellaneous Tax Revenues	9,757.54	Local Municipal Purpose Taxes	28,433,743.17
Human Resources	80,235.00	State Aid Revenues	2,019,517.71	Veteran & Senior Citizen Taxes	1,785,220.00
Elections	87,456.55	Federal Aid Revenues	622,909.74	Total Taxes for Rate Computation	157,696,631.15
General Administration (other)	5,173,673.33	State and Local Fiscal Assistance Act Utilized	67,000.00	Special District Taxes	783,310.47
JUDICIARY		Sale of Acquired Property	17,041.00	Bank Stock Taxes	211,428.58
Municipal Courts	475,764.19	Other Miscellaneous Revenues	4,201,642.33	Added and Omitted Taxes	2,166,186.64
PUBLIC SAFETY		Other Revenues, Revenue Sharing Tax Effort	1,973,231.02	Total Taxes Levied - ABSTRACT	159,072,637.24
Fire Protection	1,902,723.46	Total	178,401,516.11	Total Taxes Billed	155,459,528.84
Police Protection	**11,596,537.02	Prior Years Surplus Appropriated	10,449,323.44	1972 TAXES COLLECTED	152,213,476.47
Civil Defense & Disaster Control	137,514.00	REVENUES TOTAL	188,850,839.55	1972 Taxes Cancelled, Abated or Adjusted	779,224.58
Environmental Inspection & Control	474,418.55	CAPITAL OUTLAY TOTAL	12,618,492.59	Transfer to Tax Title Liens or Foreclosed	684,224.88
Other Public Safety	66,885.25			Balance Outstanding Dec. 31, 1972	4,783,447.91
PUBLIC WORKS				PRIOR YEARS TAXES OUTSTANDING	
Streets and Drainage	** 8,752,817.07	Public Enterprises	4,558,926.26	Balance January 1, 1972	4,883,731.63
Sewers and Sewage Processing	** 681,224.73	Recreation—Culture	115,656.76	Collected in 1972	4,193,085.28
Garbage and Trash Disposal	2,067,071.32	Public Works	6,178,811.40	Cancelled, Abated or Adjusted 1972	160,044.20
Public Buildings and Grounds	1,067,987.45	Buildings and Grounds	1,764,823.91	Transfers to Tax Title Liens or Foreclosed	86,645.92
Other Public Works	856,748.00	Library and Education	274.26	Balance December 31, 1972	443,756.23
HEALTH and WELFARE		Conservation		TAX TITLE LIENS OUTSTANDING	
Health Services Except Environmental	1,153,533.20	All Other		Balance January 1, 1972	2,412,793.14
Welfare-Public Assistance	190,166.00			Transfers From Taxes	781,672.32
Hospitals, Clinics, First Aid	58,242.74			Redeemed in 1972	1,059,812.05
Animal, Insect, & Rodent Control	168,179.05			Cancelled, Abated or Adjusted (1972)	7,535.87
Other Welfare Services	2,600.00			Transfers to Foreclosed Property	24,617.95
RECREATION and CONSERVATION				Balance December 31, 1972	2,102,499.59
Beaches and Boardwalks	4,333.01			PROPERTY ACQUIRED BY DEED OR	
Parks, Playgrounds, Shade Trees	1,106,680.20			FORECLOSURE	
Land Reclamation & Conservation	364,264.43			Balance January 1, 1972	866,528.87
Other Recreational Services	977,116.49			Transfers From Taxes or Liens	37,400.83
EDUCATION (excluding schools)				Sale for Cash (1972)	16,876.00
Libraries	1,452,567.00			Cancelled, Abated or Adjusted (1972)	4,300.00
Other Educational Services	64,100.00			Balance December 31, 1972	503,153.70
STATUTORY EXPENDITURES				CURRENT FINANCES DECEMBER 31, 1972	
Pensions & F. I. C. A.	2,076,358.17			ASSETS	
Employee Fringe Benefits	666,651.61			Cash Dec. 31, 1972	23,816,741.83
Other Statutory Expenditures				Taxes Receivable	5,226,804.24
MUNICIPAL FUNCTIONS				Tax Title Liens	2,100,459.59
CAPITAL IMPROVEMENTS	44,356,378.82			Foreclosed Property	503,153.70
DEBT SERVICE	5,454,336.33			Emergencies & Other Deferred Charges	1,190,553.24
Principal Payments	1,034,500.00			State Aid Receivable	1,510,105.21
Interest Payments	982,731.59			Other Receivables	882,292.05
DEFERRED CHARGES	1,602,056.53			Total	35,630,549.86
SCHOOL, COUNTY, SPECIAL DISTRICT TAXES	128,261,278.45			LIABILITIES, RESERVES, AND SURPLUS	
RESERVE FOR UNCOLLECTED TAXES	10,521,563.63			Cash Liabilities	10,527,810.41
EMERGENCY EMPLOYMENT ACT OF 1971	434,692.36			Reserves for Receivables	9,112,286.42
EXPENDITURES TOTAL	187,193,201.78			Surplus Dec. 31,	15,590,453.03
				Total	35,630,549.86

1599

SUMMARY OCEAN COUNTY MUNICIPALITIES

Population 1970 669,252
Population 1972 705,915

PER CAPITA:

Gross Debt 136.14
Net Debt 34.10
Debt Service 1.58
Total Tax Levy 119.32
Municipal Expenditures 56.14

PER CENT:

Gross Debt 128.96
Net Debt 32.30
Tax Levy Collected 92.74
Tax Levy Cancelled, Abated or Adjusted .29

EXPENDITURES		REVENUES-REALIZED		1972 PROPERTY TAX	
GENERAL GOVERNMENT				STATE EQUALIZED TAX RATE →	
Governing Body & Public Boards	71,610.00	1972 Property Taxes Collected	78,112,965.69	Local District School Taxes	33,241,144.85
Municipal Clerk	161,546.00	1972 Payments in Lieu of Taxes		Regional & Consolidated School Tax	15,337,385.45
Financial Administration	370,318.12	Delinquent Tax & Lien Collections	5,384,354.17	School Taxes in Municipal Budget	
Assessment of Taxes	796,646.58	Business Personalty Replacement Taxes	1,087,638.88	County Taxes	12,613,655.00
Collection of Taxes	838,804.34	Taxes from Public Utilities	6,718,639.58	County Library Taxes	400,000.00
Planning, Housing & Development	458,441.71	Other Miscellaneous Tax Revenues	715.12	Local Municipal Purpose Taxes	13,645,771.98
Human Resources	44,753.00	State Aid Revenues	1,186,200.84	Veteran & Senior Citizen Taxes	1,728,914.00
Elections	32,281.00	Federal Aid Revenues	617,373.23	Total Taxes for Rate Computation	81,566,875.28
General Administration (other)	3,489,561.98	State and Local Fiscal Assistance Act Utilized	85,000.00	Special District Taxes	607,832.00
JUDICIARY		Sale of Acquired Property	545,084.72	Bank Stock Taxes	156,628.30
Municipal Courts	480,026.21	Other Miscellaneous Revenues	4,125,870.06	Added and Omitted Taxes	3,227,022.11
PUBLIC SAFETY		Other Revenues, Revenue Sharing Tax Effort	2,658,695.84	Total Taxes Levied - ABSTRACT	84,225,443.69
Fire Protection	565,633.66	Total	100,922,538.13	Total Taxes Billed	77,014,726.69
Police Protection	6,987,986.44	Prior Years Surplus Appropriated	8,623,260.15	1972 TAXES COLLECTED	78,112,965.69
Civil Defense & Disaster Control	52,174.51	REVENUES TOTAL	109,545,798.28	1972 Taxes Cancelled, Abated or Adjusted	223,234.77
Environmental Inspection & Control	488,594.78	CAPITAL OUTLAY TOTAL	2,323,318.72	Transfer to Tax Title Liens or Foreclosed	361,164.70
Other Public Safety	250.00			Balance Outstanding Dec. 31, 1972	5,606,413.31
PUBLIC WORKS				PRIOR YEARS TAXES OUTSTANDING	
Streets and Drainage	4,703,235.42	Public Enterprises	36,875.83	Balance January 1, 1972	5,288,835.32
Sewers and Sewage Processing	82,500.00	Recreation—Culture	127,775.27	Collected in 1972	4,522,407.06
Garbage and Trash Disposal	2,580,369.32	Public Works	1,151,561.75	Cancelled, Abated or Adjusted 1972	78,921.19
Public Buildings and Grounds	*1,096,534.73	Buildings and Grounds	1,005,881.87	Transfers to Tax Title Liens or Foreclosed	77,299.77
Other Public Works	381,834.20	Library and Education	1,220.00	Balance December 31, 1972	710,207.30
HEALTH and WELFARE		Conservation		TAX TITLE LIENS OUTSTANDING	
Health Services Except Environmental	281,106.83	All Other		Balance January 1, 1972	2,653,844.33
Welfare-Public Assistance	127,823.10	CAPITAL DEBT AUTHORIZED, DECEMBER 31, 1972		Transfers From Taxes	454,427.77
Hospitals, Clinics, First Aid	145,700.00	ISSUED AND UNISSUED		Redeemed in 1972	663,012.11
Animal, Insect, & Rodent Control	141,789.09	School	67,300,468	Cancelled, Abated or Adjusted (1972)	
Other Welfare Services	1,300.00	Self-liquidating	4,989,654	Transfers to Foreclosed Property	102,768.59
RECREATION and CONSERVATION		Other	23,811,952	Balance December 31, 1972	2,222,491.40
Beaches and Boardwalks	1,004,743.15	Total	96,102,075	PROPERTY ACQUIRED BY DEED OR FORECLOSURE	
Parks, Playgrounds, Shade Trees	288,423.38	ISSUED AND OUTSTANDING		Balance January 1, 1972	4,166,563.96
Land Reclamation & Conservation	23,064.11	School	57,545,100.00	Transfers From Taxes or Liens	99,748.91
Other Recreational Services	632,479.11	Self-Liquidating	3,552,000.00	Sale for Cash (1972)	577,990.95
EDUCATION (excluding schools)		Other	12,620,733.71	Cancelled, Abated or Adjusted (1972)	136,675.00
Libraries	215,290.00	Total	74,521,833.71	Balance December 31, 1972	3,552,046.92
Other Educational Services	581,100.00	EQUALIZED VALUATION BASIS FOR NET DEBT COMPUTATION	2,518,022,486.33	CURRENT FINANCES DECEMBER 31, 1972	
STATUTORY EXPENDITURES		REAL PROPERTY VALUATIONS		ASSETS	
Pensions & F. I. C. A.	1,317,318.04	Code Class # of Parcels % VAL'N	ASSESSED VALUATION	Cash Dec. 31, 1972	35,212,059.51
Employee Fringe Benefits	482,622.00	1 Vacant Land 77799 10.57	251,864,014.00	Taxes Receivable	6,316,620.61
Other Statutory Expenditures		2 Residential 100310 53.64	1,755,131,043.00	Tax Title Liens	2,222,491.40
MUNICIPAL FUNCTIONS	TOTAL	3 Farm 788 0.76	17,991,765.00	Foreclosed Property	3,552,046.92
CAPITAL IMPROVEMENTS	29,026,700.81	4a Commercial 4202 10.17	242,431,239.00	Emergencies & Other Deferred Charges	1,213,463.50
DEBT SERVICE	2,860,118.54	4b Industrial 149 1.28	30,580,340.00	State Aid Receivable	738,828.39
Principal Payments	765,800.00	4c Apartments 443 3.58	85,405,355.00	Other Receivables	1,477,444.23
Interest Payments	351,249.60	183691 Total	2,383,403,756.00	Total	50,722,954.56
DEFERRED CHARGES	1,442,670.50	Land Area 637.09 Sq. Miles		LIABILITIES, RESERVES, AND SURPLUS	
SCHOOL, COUNTY, SPECIAL DISTRICT TAXES	67,200,021.30	Net Valuation Taxable-Municipal	2,425,221,837.00	Cash Liabilities	22,771,208.22
RESERVE FOR UNCOLLECTED TAXES	7,322,303.08	Net Valuation Taxable-County	2,717,578,953.00	Reserves for Receivables	13,566,531.16
EMERGENCY EMPLOYMENT ACT OF 1971	723,017.55	State Equalization Ratio		Surplus Dec. 31,	14,295,215.18
EXPENDITURES	TOTAL			Total	50,722,954.56
	106,831,762.84				

1971/3000



1699

SUMMARY PASSAIC COUNTY MUNICIPALITIES

Population 1970 521,128
Population 1972 532,465

PER CAPITA: 390.20
Gross Debt 110.29
Net Debt 11.50
Debt Service 264.77
Total Tax Levy 171.88
Municipal Expenditures

PER CENT: 133.43
Gross Debt 37.71
Net Debt 94.85
Tax Levy Collected
Tax Levy Cancelled, Abated or Adjusted .88

EXPENDITURES		REVENUES-REALIZED		1972 PROPERTY TAX	
GENERAL GOVERNMENT		1972 Property Taxes Collected		STATE EQUALIZED TAX RATE	
Governing Body & Public Boards	384,629.40	1972 Payments in Lieu of Taxes	134,282,882.28	Local District School Taxes	65,201,471.61
Municipal Clerk	143,722.07	Delinquent Tax & Lien Collections	455,716.13	Regional & Consolidated School Tax	6,014,555.05
Financial Administration	530,173.14	Business Personalty Replacement Taxes	4,780,085.25	School Taxes in Municipal Budget	3,722,310.08
Assessment of Taxes	636,033.61	Taxes from Public Utilities	8,222,952.14	County Taxes	28,942,568.92
Collection of Taxes	511,545.82	Other Miscellaneous Tax Revenues	7,877,379.27	County Library Taxes	
Planning, Housing & Development	2,856,728.18	State Aid Revenues	35,899.16	Local Municipal Purpose Taxes	35,842,421.11
Human Resources	64,982.00	Federal Aid Revenues	11,785,229.32	Veteran & Senior Citizen Taxes	2,028,330.00
Elections	80,934.00	State and Local Fiscal Assistance Act Utilized	5,176,610.57	Total Taxes for Rate Computation	141,751,656.77
General Administration (other)	4,950,677.64	Sale of Acquired Property	244,800.00	Special District Taxes	5,806.95
JUDICIARY		Other Miscellaneous Revenues	967,850.00	Bank Stock Taxes	375,509.38
Municipal Courts	** 642,100.05	Other Revenues, Revenue Sharing Tax Effort	4,453,373.68	Added and Omitted Taxes	872,424.95
PUBLIC SAFETY		Total	180,108,977.35	Total Taxes Levied - ABSTRACT	140,981,068.05
Fire Protection	** 9,548,915.57	Prior Years Surplus Appropriated	7,629,000.00	Total Taxes Billed	141,566,505.89
Police Protection	**15,348,708.57	REVENUES TOTAL	187,737,577.35	1972 TAXES COLLECTED	134,282,882.28
Civil Defense & Disaster Control	112,873.22	CAPITAL OUTLAY TOTAL	12,185,653.32	1972 Taxes Cancelled, Abated or Adjusted	1,240,937.10
Environmental Inspection & Control	** 1,014,355.35	Public Enterprises	423,857.61	Transfer to Tax Title Liens or Foreclosed	484,542.72
Other Public Safety	142,358.25	Recreation—Culture	504,855.33	Balance Outstanding Dec. 31, 1972	5,558,143.79
PUBLIC WORKS		Public Works	3,261,584.59	PRIOR YEARS TAXES OUTSTANDING	
Streets and Drainage	7,830,629.04	Buildings and Grounds	1,388,596.76	Balance January 1, 1972	9,482,580.59
Sewers and Sewage Processing	1,302,184.59	Library and Education	6,606,754.63	Collected in 1972	4,277,332.45
Garbage and Trash Disposal	** 4,172,673.57	Conservation		Cancelled, Abated or Adjusted 1972	120,947.34
Public Buildings and Grounds	1,407,511.81	All Other		Transfers to Tax Title Liens or Foreclosed	222,725.38
Other Public Works	384,173.45	CAPITAL DEBT AUTHORIZED, DECEMBER 31, 1972		Balance December 31, 1972	4,857,575.42
HEALTH and WELFARE		ISSUED AND UNISSUED		TAX TITLE LIENS OUTSTANDING	
Health Services Except Environmental	1,543,079.72	School	110,479,649	Balance January 1, 1972	1,813,884.70
Welfare-Public Assistance	440,859.55	Self-liquidating	46,274,197	Transfers From Taxes	722,205.50
Hospitals, Clinics, First Aid	122,150.00	Other	51,016,585	Redeemed in 1972	502,752.80
Animal, Insect, & Rodent Control	148,067.35	Total	207,770,437	Cancelled, Abated or Adjusted (1972)	5,335.82
Other Welfare Services	46,275.00	ISSUED AND OUTSTANDING		Transfers to Foreclosed Property	16,022.74
RECREATION and CONSERVATION		School	85,509,500.00	Balance December 31, 1972	2,007,568.84
Beaches and Boardwalks		Self-Liquidating	40,708,598.85	PROPERTY ACQUIRED BY DEED OR FORECLOSURE	
Parks, Playgrounds, Shade Trees	1,266,540.90	Other	29,497,340.82	Balance January 1, 1972	1,357,700.16
Land Reclamation & Conservation	205,239.00	Total	155,715,839.67	Transfers From Taxes or Liens	27,486.22
Other Recreational Services	** 1,083,600.98	EQUALIZED VALUATION BASIS		Sale for Cash (1972)	182,226.92
EDUCATION (excluding schools)		FOR NET DEBT COMPUTATION	3,780,509,832.98	Cancelled, Abated or Adjusted (1972)	3,200.00
Libraries	1,551,577.48	REAL PROPERTY VALUATIONS		Balance December 31, 1972	1,195,759.46
Other Educational Services	435,824.65	Code Class # of Parcels % VAL'N		CURRENT FINANCES DECEMBER 31, 1972	
STATUTORY EXPENDITURES		ASSESSED VALUATION		ASSETS	
Pensions & F. I. C. A.	4,588,185.41	1 Vacant Land 11771 4.57	171,104,800.00	Cash Dec. 31, 1972	24,251,183.57
Employee Fringe Benefits	796,446.54	2 Residential 87481 61.96	2,319,657,340.00	Taxes Receivable	10,415,719.21
Other Statutory Expenditures		3 Farm 139 0.08	2,805,300.00	Tax Title Liens	2,007,568.84
MUNICIPAL FUNCTIONS		4a Commercial 7471 16.57	620,448,900.00	Foreclosed Property	1,195,759.46
CAPITAL IMPROVEMENTS	2,285,000.00	4b Industrial 1436 11.84	443,420,350.00	Emergencies & Other Deferred Charges	2,379,394.32
DEBT SERVICE		4c Apartments 1132 4.98	186,290,650.00	State Aid Receivable	842,758.27
Principal Payments	3,657,520.88	Total	3,743,727,340.00	Other Receivables	857,849.79
Interest Payments	2,465,798.22	Land Area 192.01Sq. Miles		Total	41,554,633.46
TYPE I SCHOOL DEBT MEMO*	2,793,649.00	Net Valuation Taxable-Municipal	3,810,470,160.00	LIABILITIES, RESERVES, AND SURPLUS	
DEFERRED CHARGES	6,790,561.93	Net Valuation Taxable-County	4,285,893,114.00	Cash Liabilities	17,914,914.73
SCHOOL, COUNTY, SPECIAL DISTRICT TAXES	103,886,712.61	State Equalization Ratio		Reserves for Receivables	14,439,297.29
RESERVE FOR UNCOLLECTED TAXES	9,206,528.35			Surplus Dec. 31,	5,600,421.44
EMERGENCY EMPLOYMENT ACT OF 1971	4,257,117.32			Total	41,554,633.46
EXPENDITURES TOTAL	195,407,239.62				

1971/3000

*Above Debt Service Includes Type I School Debt

**REVENUE SHARING INCLUDED

Population 1970 258,718
Population 1972 267,330

PER CAPITA:		PER CENT:	
Gross Debt	48.58	Gross Debt	108.26
Net Debt	6.56	Net Debt	15.50
Debt Service	1.20	Tax Levy Collected	90.95
Total Tax Levy	53.47	Tax Levy Cancelled, Abated or Adjusted	.24
Municipal Expenditures	34.59		

EXPENDITURES		REVENUES-REALIZED		1972 PROPERTY TAX	
GENERAL GOVERNMENT				STATE EQUALIZED TAX RATE →	
Governing Body & Public Boards	20,100.00	1972 Property Taxes Collected	13,016,565.01	Local District School Taxes	5,663,203.61
Municipal Clerk	8,910.00	1972 Payments in Lieu of Taxes		Regional & Consolidated School Tax	3,057,353.50
Financial Administration	86,076.96	Delinquent Tax & Lien Collections	1,118,214.53	School Taxes in Municipal Budget	216,707.00
Assessment of Taxes	75,626.59	Business Personalty Replacement Taxes	2,454,999.11	County Taxes	4,105,108.42
Collection of Taxes	112,108.71	Taxes from Public Utilities	4,062,579.27	County Library Taxes	
Planning, Housing & Development	38,066.83	Other Miscellaneous Tax Revenues		Local Municipal Purpose Taxes	1,119,638.86
Human Resources		State Aid Revenues	497,820.23	Veteran & Senior Citizen Taxes	236,535.00
Elections	1,800.00	Federal Aid Revenues		Total Taxes for Rate Computation	14,458,546.40
General Administration (other)	375,808.02	State and Local Fiscal Assistance Act Utilized		Special District Taxes	24,407.87
JUDICIARY		Sale of Acquired Property	19,649.00	Bank Stock Taxes	36,513.97
Municipal Courts	85,089.30	Other Miscellaneous Revenues	342,117.92	Added and Omitted Taxes	71,956.89
PUBLIC SAFETY		Other Revenues, Revenue Sharing Tax Effort	179,492.12	Total Taxes Levied - ABSTRACT	14,295,330.13
Fire Protection	243,425.59	Total	21,731,437.19	Total Taxes Billed	14,212,043.43
Police Protection	1,055,698.64	Prior Years Surplus Appropriated	995,509.88	1972 TAXES COLLECTED	13,016,565.01
Civil Defense & Disaster Control	7,700.00	REVENUES TOTAL	22,726,547.07	1972 Taxes Cancelled, Abated or Adjusted	33,725.58
Environmental Inspection & Control	25,535.00	CAPITAL OUTLAY TOTAL	451,818.73	Transfer to Tax Title Liens or Foreclosed	36,584.31
Other Public Safety				Balance Outstanding Dec. 31, 1972	1,225,168.53
PUBLIC WORKS				PRIOR YEARS TAXES OUTSTANDING	
Streets and Drainage	1,664,480.14	Public Enterprises	72,179.62	Balance January 1, 1972	1,173,848.02
Sewers and Sewage Processing	76,518.20	Recreation—Culture		Collected in 1972	1,058,691.85
Garbage and Trash Disposal	265,794.13	Public Works	110,738.82	Cancelled, Abated or Adjusted 1972	16,401.46
Public Buildings and Grounds	128,270.00	Buildings and Grounds	125,282.28	Transfers to Tax Title Liens or Foreclosed	13,555.71
Other Public Works	9,200.00	Library and Education	139,618.01	Balance December 31, 1972	85,199.00
HEALTH and WELFARE		Conservation		TAX TITLE LIENS OUTSTANDING	
Health Services Except Environmental	50,559.08	All Other		Balance January 1, 1972	230,693.74
Welfare-Public Assistance	28,271.30	CAPITAL DEBT AUTHORIZED, DECEMBER 31, 1972		Transfers From Taxes	51,505.88
Hospitals, Clinics, First Aid	14,050.00	ISSUED AND UNISSUED		Redeemed in 1972	55,789.00
Animal, Insect, & Rodent Control	17,261.57	School	11,337,000	Cancelled, Abated or Adjusted (1972)	2,748.53
Other Welfare Services		Self-liquidating	1,506,170	Transfers to Foreclosed Property	8,576.62
RECREATION and CONSERVATION		Other	144,639	Balance December 31, 1972	211,085.47
Beaches and Boardwalks	37,059.32	Total	12,987,810	PROPERTY ACQUIRED BY DEED OR FORECLOSURE	
Parks, Playgrounds, Shade Trees	27,045.65	ISSUED AND OUTSTANDING		Balance January 1, 1972	122,323.20
Land Reclamation & Conservation		School	10,472,000.00	Transfers From Taxes or Liens	6,316.34
Other Recreational Services	54,348.88	Self-liquidating	1,506,170.28	Sale for Cash (1972)	10,649.00
EDUCATION (excluding schools)		Other	18,715.00	Cancelled, Abated or Adjusted (1972)	11,200.00
Libraries	68,225.00	Total	11,996,885.28	Balance December 31, 1972	106,790.54
Other Educational Services	2,440,000.00	EQUALIZED VALUATION BASIS FOR NET DEBT COMPUTATION	356,545,892.33	CURRENT FINANCES DECEMBER 31, 1972	
STATUTORY EXPENDITURES		REAL PROPERTY VALUATIONS		ASSETS	
Pensions & F. I. C. A.	185,500.41	Code Class # of Parcels % VAL'N		Cash Dec. 31, 1972	4,859,818.37
Employee Fringe Benefits	47,725.00	1 Vacant Land 7092 3.23	10,688,945.00	Taxes Receivable	1,289,721.61
Other Statutory Expenditures		2 Residential 15056 50.14	165,841,075.00	Tax Title Liens	211,085.47
MUNICIPAL FUNCTIONS TOTAL	7,254,758.72	3 Farm 4187 12.33	40,787,950.00	Foreclosed Property	106,790.54
CAPITAL IMPROVEMENTS	1,163,255.25	4a Commercial 1070 11.99	39,645,000.00	Emergencies & Other Deferred Charges	36,120.92
DEBT SERVICE		4b Industrial 49 21.31	70,500,550.00	State Aid Receivable	375,210.62
Principal Payments	124,600.00	4c Apartments 31 1.00	3,312,800.00	Other Receivables	274,443.46
Interest Payments	156,801.00	27485 Total	330,776,320.00	Total	7,157,190.99
TYPE I SCHOOL DEBT MEMO*	306,251.00	Land Area 346.56 Sq. Miles		LIABILITIES, RESERVES, AND SURPLUS	
DEFERRED CHARGES	141,513.07	Net Valuation Taxable-Municipal	342,335,211.00	Cash Liabilities	1,218,787.51
SCHOOL, COUNTY, SPECIAL DISTRICT TAXES	13,066,780.41	Net Valuation Taxable-County	452,696,868.00	Reserves for Receivables	1,882,003.58
RESERVE FOR UNCOLLECTED TAXES	1,528,722.34	State Equalization Ratio		Surplus Dec. 31,	4,056,399.90
EMERGENCY EMPLOYMENT ACT OF 1971				Total	7,157,190.99
EXPENDITURES TOTAL	22,313,175.54				

1899

SUMMARY SOMERSET COUNTY MUNICIPALITIES

Population 1970 275,900
Population 1972 286,550

PER CAPITA:		PER CENT:	
Gross Debt	354.44	Gross Debt	107.57
Net Debt	100.42	Net Debt	30.48
Debt Service	7.73	Tax Levy Collected	95.60
Total Tax Levy	266.72	Tax Levy Cancelled, Abated or Adjusted	.48
Municipal Expenditures	98.67		

EXPENDITURES		REVENUES-REALIZED		1972 PROPERTY TAX	
GENERAL GOVERNMENT				STATE EQUALIZED TAX RATE →	
Governing Body & Public Boards	25,700.00	1972 Property Taxes Collected	73,138,561.77	Local District School Taxes	35,580,664.24
Municipal Clerk	34,487.00	1972 Payments in Lieu of Taxes	47,140.50	Regional & Consolidated School Tax	13,068,870.75
Financial Administration	209,245.00	Delinquent Tax & Lien Collections	2,555,911.09	School Taxes in Municipal Budget	
Assessment of Taxes	261,552.35	Business Personalty Replacement Taxes	3,543,720.13	County Taxes	11,384,570.12
Collection of Taxes	353,527.50	Taxes from Public Utilities	5,025,284.80	County Library Taxes	458,000.00
Planning, Housing & Development	419,560.00	Other Miscellaneous Tax Revenues		Local Municipal Purpose Taxes	10,611,345.47
Human Resources	27,700.00	State Aid Revenues	1,045,070.26	Veteran & Senior Citizen Taxes	1,001,800.00
Elections	24,801.65	Federal Aid Revenues	619,820.41	Total Taxes for Rate Computation	76,105,650.58
General Administration (other)	2,408,422.52	State and Local Fiscal Assistance Act Utilized		Special District Taxes	273,105.68
JUDICIARY		Sale of Acquired Property	62,658.60	Bank Stock Taxes	121,866.39
Municipal Courts	244,555.47	Other Miscellaneous Revenues	2,734,036.50	Added and Omitted Taxes	830,669.67
PUBLIC SAFETY		Other Revenues, Revenue Sharing Tax Effort	1,100,201.61	Total Taxes Levied - ABSTRACT	76,429,492.32
Fire Protection	1,102,506.68	Total	89,872,406.07	Total Taxes Billed	76,507,066.79
Police Protection	4,843,352.16	Prior Years Surplus Appropriated	4,270,585.33	1972 TAXES COLLECTED	73,138,561.77
Civil Defense & Disaster Control	31,223.05	REVENUES TOTAL	94,142,991.40	1972 Taxes Cancelled, Abated or Adjusted	366,457.45
Environmental Inspection & Control	258,768.00	CAPITAL OUTLAY TOTAL	7,512,665.23	Transfer to Tax Title Liens or Foreclosed	265,579.69
Other Public Safety	33,500.00			Balance Outstanding Dec. 31, 1972	2,736,067.88
PUBLIC WORKS		Public Enterprises	1,066,169.61	PRIOR YEARS TAXES OUTSTANDING	
Streets and Drainage	4,755,818.01	Recreation—Culture	6,188.63	Balance January 1, 1972	2,647,620.07
Sewers and Sewage Processing	189,533.27	Public Works	4,854,680.91	Collected in 1972	2,376,793.51
Garbage and Trash Disposal	459,157.21	Buildings and Grounds	1,585,626.08	Cancelled, Abated or Adjusted 1972	17,326.53
Public Buildings and Grounds	644,719.50	Library and Education		Transfers to Tax Title Liens or Foreclosed	55,600.74
Other Public Works	312,692.87	Conservation		Balance December 31, 1972	157,899.29
HEALTH and WELFARE		All Other		TAX TITLE LIENS OUTSTANDING	
Health Services Except Environmental	403,055.18	CAPITAL DEBT AUTHORIZED, DECEMBER 31, 1972		Balance January 1, 1972	510,902.28
Welfare-Public Assistance	106,626.00	ISSUED AND UNISSUED GROSS DEBT NET DEBT		Transfers From Taxes	373,498.11
Hospitals, Clinics, First Aid	37,234.00	School 60,780,553 1,515,446		Redeemed in 1972	193,620.54
Animal, Insect, & Rodent Control	30,001.18	Self-liquidating 5,875,900 2,930,331		Cancelled, Abated or Adjusted (1972)	
Other Welfare Services	10,890.00	Other 34,907,133 24,330,514		Transfers to Foreclosed Property	77,456.95
RECREATION and CONSERVATION		Total 101,562,586 28,776,252		Balance December 31, 1972	613,322.90
Beaches and Boardwalks		ISSUED AND OUTSTANDING		PROPERTY ACQUIRED BY DEED OR FORECLOSURE	
Parks, Playgrounds, Shade Trees	314,035.48	School 60,780,553.29		Balance January 1, 1972	640,054.89
Land Reclamation & Conservation	372,904.00	Self-Liquidating 5,284,000.00		Transfers From Taxes or Liens	6,891.93
Other Recreational Services	477,036.94	Other 28,351,589.34		Sale for Cash (1972)	30,400.00
EDUCATION (excluding schools)		Total 94,416,142.63		Cancelled, Abated or Adjusted (1972)	42,780.00
Libraries	464,360.00	EQUALIZED VALUATION BASIS		Balance December 31, 1972	573,766.82
Other Educational Services	255,025.00	FOR NET DEBT COMPUTATION	2,167,633,241.70	CURRENT FINANCES DECEMBER 31, 1972	
STATUTORY EXPENDITURES		REAL PROPERTY VALUATIONS		ASSETS	
Pensions & F. I. C. A.	1,043,432.63	Code Class # of Parcels % VAL'N		Cash Dec. 31, 1972	13,679,305.70
Employee Fringe Benefits	347,856.60	1 Vacant Land 9624 5.74	59,882,090.00	Taxes Receivable	2,893,566.57
Other Statutory Expenditures		2 Residential 45241 66.75	696,406,010.00	Tax Title Liens	613,712.90
MUNICIPAL FUNCTIONS TOTAL	20,504,779.25	3 Farm 2332 3.83	39,976,370.00	Foreclosed Property	573,766.82
CAPITAL IMPROVEMENTS	2,006,240.00	4a Commercial 2320 11.97	124,922,944.00	Emergencies & Other Deferred Charges	1,291,211.36
DEBT SERVICE		4b Industrial 223 8.95	93,364,245.00	State Aid Receivable	1,124,526.09
Principal Payments	1,128,657.00	4c Apartments 147 2.76	28,756,900.00	Other Receivables	586,050.99
Interest Payments	1,085,637.50	59887 Total 1,043,308,559.00		Total	20,762,540.43
DEFERRED CHARGES	771,143.07	Land Area 305.55Sq. Miles		LIABILITIES, RESERVES, AND SURPLUS	
SCHOOL, COUNTY, SPECIAL DISTRICT TAXES	64,865,610.75	Net Valuation Taxable-Municipal	1,056,027,052.00	Cash Liabilities	8,010,261.51
RESERVE FOR UNCOLLECTED TAXES	4,741,681.91	Net Valuation Taxable-County	2,326,590,762.00	Reserves for Receivables	4,658,504.28
EMERGENCY EMPLOYMENT ACT OF 1971	41,400.00	State Equalization Ratio		Surplus Dec. 31,	8,093,774.64
EXPENDITURES TOTAL	93,138,909.52			Total	20,762,540.43

Population 1970	620,644
Population 1972	633,610

PER CAPITA:		PER CENT:	
Gross Debt	55.83	Gross Debt	162.94
Net Debt	14.52	Net Debt	42.35
Debt Service	.37	Tax Levy Collected	90.55
Total Tax Levy	57.27	Tax Levy Cancelled, Abated	
Municipal Expenditures	19.38	or Adjusted	.58

1971/3000

2099

Population 1970 617,076
Population 1972 627,215

SUMMARY UNION COUNTY MUNICIPALITIES

PER CAPITA: 322.14
Gross Debt 106.93
Net Debt 12.98
Debt Service 300.70
Total Tax Levy 160.61
Municipal Expenditures

PER CENT: 128.98
Gross Debt 42.81
Net Debt 57.46
Tax Levy Collected 190,231,622.82
Tax Levy Cancelled, Abated or Adjusted .19

EXPENDITURES		REVENUES-REALIZED		1972 PROPERTY TAX	
GENERAL GOVERNMENT		1972 Property Taxes Collected		STATE EQUALIZED TAX RATE	
Governing Body & Public Boards	275,493.00	1972 Payments in Lieu of Taxes	184,415,170.55	Local District School Taxes	52,140,665.90
Municipal Clerk	292,059.00	Delinquent Tax & Lien Collections	348,346.59	Regional & Consolidated School Tax	16,889,768.63
Financial Administration	751,435.80	Business Personalty Replacement Taxes	3,494,449.22	School Taxes in Municipal Budget	3,123,528.37
Assessment of Taxes	765,230.65	Taxes from Public Utilities	10,344,662.37	County Taxes	30,555,909.13
Collection of Taxes	730,076.00	Other Miscellaneous Tax Revenues	14,571,444.73	County Library Taxes	
Planning, Housing & Development	376,048.38	State Aid Revenues	33,254.59	Local Municipal Purpose Taxes	44,375,150.75
Human Resources	243,329.00	Federal Aid Revenues	4,753,207.66	Veteran & Senior Citizen Taxes	2,746,160.00
Elections	53,580.00	State and Local Fiscal Assistance Act Utilized	1,735,224.39	Total Taxes for Rate Computation	190,231,622.82
General Administration (other)	6,455,817.64	Sale of Acquired Property	630,767.50	Special District Taxes	
JUDICIARY		Other Miscellaneous Revenues	6,378,882.35	Bank Stock Taxes	354,098.23
Municipal Courts	731,188.69	Other Revenues, Revenue Sharing Tax Effort	1,549,041.74	Added and Omitted Taxes	760,581.43
PUBLIC SAFETY		Total	228,658,492.09	Total Taxes Levied - ABSTRACT	188,600,542.48
Fire Protection	14,771,728.79	Prior Years Surplus Appropriated	13,255,063.90	Total Taxes Billed	185,171,226.86
Police Protection	18,252,362.46	REVENUES TOTAL	241,912,555.99	1972 TAXES COLLECTED	184,415,170.55
Civil Defense & Disaster Control	102,290.00	CAPITAL OUTLAY TOTAL	11,380,775.72	1972 Taxes Cancelled, Abated or Adjusted	360,776.53
Environmental Inspection & Control	682,625.85			Transfer to Tax Title Liens or Foreclosed	314,545.60
Other Public Safety	129,591.83			Balance Outstanding Dec. 31, 1972	4,080,334.18
PUBLIC WORKS				PRIOR YEARS TAXES OUTSTANDING	
Streets and Drainage	9,927,815.53			Balance January 1, 1972	5,762,060.42
Sewers and Sewage Processing	1,215,555.13			Collected in 1972	3,333,661.27
Garbage and Trash Disposal	3,974,463.00			Cancelled, Abated or Adjusted 1972	37,656.57
Public Buildings and Grounds	2,252,797.86			Transfers to Tax Title Liens or Foreclosed	167,457.14
Other Public Works	625,204.74			Balance December 31, 1972	2,223,245.44
HEALTH and WELFARE				TAX TITLE LIENS OUTSTANDING	
Health Services Except Environmental	1,671,744.58			Balance January 1, 1972	682,504.76
Welfare-Public Assistance	725,817.00			Transfers From Taxes	455,644.75
Hospitals, Clinics, First Aid	140,800.00			Redeemed in 1972	160,787.55
Animal, Insect, & Rodent Control	75,355.00			Cancelled, Abated or Adjusted (1972)	1,512.53
Other Welfare Services				Transfers to Foreclosed Property	20,923.73
RECREATION and CONSERVATION				Balance December 31, 1972	555,325.30
Beaches and Boardwalks				PROPERTY ACQUIRED BY DEED OR FORECLOSURE	
Parks, Playgrounds, Shade Trees	1,550,822.35			Balance January 1, 1972	4,447,730.17
Land Reclamation & Conservation	226,932.00			Transfers From Taxes or Liens	20,923.73
Other Recreational Services	1,734,560.00			Sale for Cash (1972)	458,237.50
EDUCATION (excluding schools)				Cancelled, Abated or Adjusted (1972)	13,567.50
Libraries	3,355,105.94			Balance December 31, 1972	3,596,848.90
Other Educational Services	175.00			CURRENT FINANCES DECEMBER 31, 1972	
STATUTORY EXPENDITURES				ASSETS	
Pensions & F. I. C. A.	6,381,545.31			Cash Dec. 31, 1972	44,582,806.07
Employee Fringe Benefits	1,725,867.00			Taxes Receivable	6,203,579.62
Other Statutory Expenditures				Tax Title Liens	555,325.30
MUNICIPAL FUNCTIONS TOTAL	80,342,361.57			Foreclosed Property	3,996,849.40
CAPITAL IMPROVEMENTS	3,235,855.20			Emergencies & Other Deferred Charges	1,255,294.00
DEBT SERVICE				State Aid Receivable	655,714.12
Principal Payments	4,975,824.22			Other Receivables	554,125.49
Interest Payments	3,163,549.12			Total	58,347,654.00
TYPE I SCHOOL DEBT MEMO*	3,634,414.82			LIABILITIES, RESERVES, AND SURPLUS	
DEFERRED CHARGES	829,545.16			Cash Liabilities	28,808,305.80
SCHOOL, COUNTY, SPECIAL DISTRICT TAXES	143,110,272.03			Reserves for Receivables	12,159,575.88
RESERVE FOR UNCOLLECTED TAXES	5,884,167.84			Surplus Dec. 31,	17,279,808.32
EMERGENCY EMPLOYMENT ACT OF 1971	1,529,562.14			Total	58,347,654.00
EXPENDITURES TOTAL	243,846,082.48				

1971/3000

*Above Debt Service Includes Type I School Debt

Population 1970 73,960
Population 1972 75,930

PER CAPITA:		PER CENT:	
Gross Debt	337.42	Gross Debt	111.77
Net Debt	82.94	Net Debt	27.47
Debt Service	6.67	Tax Levy Collected	91.14
Total Tax Levy	313.20	Tax Levy Cancelled, Abated	
Municipal Expenditures	143.14	or Adjusted	1.81

EXPENDITURES		REVENUES-REALIZED		1972 PROPERTY TAX	
GENERAL GOVERNMENT				STATE EQUALIZED TAX RATE →	
Governing Body & Public Boards	14,000.00	1972 Property Taxes Collected	19,538,053.45	Local District School Taxes	11,024,698.85
Municipal Clerk	1,616.00	1972 Payments in Lieu of Taxes	6,579.26	Regional & Consolidated School Tax	2,165,683.43
Financial Administration	69,860.14	Delinquent Tax & Lien Collections	1,434,089.37	School Taxes in Municipal Budget	51,967.75
Assessment of Taxes	114,423.69	Business Personalty Replacement Taxes	1,142,310.55	County Taxes	5,071,034.34
Collection of Taxes	154,545.91	Taxes from Public Utilities	2,576,928.07	County Library Taxes	102,677.00
Planning, Housing & Development	143,886.11	Other Miscellaneous Tax Revenues	846,850.70	Local Municipal Purpose Taxes	5,056,167.68
Human Resources	5,761.66	State Aid Revenues	26,490.86	Veteran & Senior Citizen Taxes	452,440.00
Elections	783,934.79	Federal Aid Revenues	3,605.20	Total Taxes for Rate Computation	23,924,665.05
General Administration (other)	83,907.82	State and Local Fiscal Assistance Act Utilized	1,004,945.08	Special District Taxes	49,326.38
JUDICIARY		Sale of Acquired Property	272,653.86	Bank Stock Taxes	259,357.95
Municipal Courts	218,554.08	Other Miscellaneous Revenues	27,252,546.40	Added and Omitted Taxes	23,780,913.38
PUBLIC SAFETY		Other Revenues, Revenue Sharing Tax Effort	2,304,544.93	Total Taxes Levied - ABSTRACT	21,426,405.17
Fire Protection	1,041,589.96	Total	29,557,491.33	Total Taxes Billed	19,538,053.45
Police Protection	12,541.48	Prior Years Surplus Appropriated	387,865.38	1972 TAXES COLLECTED	288,765.00
Civil Defense & Disaster Control	46,250.70	REVENUES		1972 Taxes Cancelled, Abated or Adjusted	75,702.24
Environmental Inspection & Control		CAPITAL OUTLAY		Balance Outstanding Dec. 31, 1972	1,433,884.48
Other Public Safety		TOTAL		PRIOR YEARS TAXES OUTSTANDING	
PUBLIC WORKS				Balance January 1, 1972	1,642,089.51
Streets and Drainage	2,378,455.52	Public Enterprises	675.00	Collected in 1972	1,338,312.94
Sewers and Sewage Processing	273,452.49	Recreation—Culture	92,251.25	Cancelled, Abated or Adjusted 1972	100,356.21
Garbage and Trash Disposal	245,672.62	Public Works	118,448.74	Transfers to Tax Title Liens or Foreclosed	46,292.45
Public Buildings and Grounds	367,903.17	Buildings and Grounds	176,454.39	Balance December 31, 1972	157,087.91
Other Public Works	45,768.50	Library and Education		TAX TITLE LIENS OUTSTANDING	
HEALTH and WELFARE		Conservation		Balance January 1, 1972	201,616.05
Health Services Except Environmental	34,477.00	All Other		Transfers From Taxes	128,150.11
Welfare-Public Assistance	33,189.75	CAPITAL DEBT AUTHORIZED, DECEMBER 31, 1972		Redeemed in 1972	55,788.31
Hospitals, Clinics, First Aid	21,260.00	ISSUED AND UNISSUED		Cancelled, Abated or Adjusted (1972)	2,251.69
Animal, Insect, & Rodent Control	16,513.35	School	20,533,342	Transfers to Foreclosed Property	711.53
Other Welfare Services		Self-liquidating	1,826,250	Balance December 31, 1972	231,014.23
RECREATION and CONSERVATION		Other	3,260,612	PROPERTY ACQUIRED BY DEED OR	
Beaches and Boardwalks	113,655.77	Total	25,620,204	FORECLOSURE	
Parks, Playgrounds, Shade Trees	45,106.00	ISSUED AND OUTSTANDING		Balance January 1, 1972	186,760.77
Land Reclamation & Conservation	99,610.07	School	18,301,475.19	Transfers From Taxes or Liens	711.93
Other Recreational Services		Self-Liquidating	1,756,000.00	Sale for Cash (1972)	3,605.20
EDUCATION (excluding schools)		Other	2,865,710.00	Cancelled, Abated or Adjusted (1972)	183,867.50
Libraries	178,406.55	Total	22,923,189.19	Balance December 31, 1972	
Other Educational Services	811,867.00	EQUALIZED VALUATION BASIS		CURRENT FINANCES DECEMBER 31, 1972	
STATUTORY EXPENDITURES		FOR NET DEBT COMPUTATION	577,342,045.99	ASSETS	
Pensions & F. I. C. A.	253,543.70	REAL PROPERTY VALUATIONS		Cash Dec. 31, 1972	12,990,586.59
Employee Fringe Benefits	76,189.35	Code Class # of Parcels % VAL'N	ASSESSED VALUATION	Taxes Receivable	1,590,972.35
Other Statutory Expenditures		1 Vacant Land 5734 5.53	31,947,796.00	Tax Title Liens	231,014.23
MUNICIPAL FUNCTIONS		2 Residential 18970 59.09	341,276,929.00	Foreclosed Property	183,867.50
CAPITAL IMPROVEMENTS		3 Farm 3047 8.97	51,830,357.00	Emergencies & Other Deferred Charges	466,766.37
DEBT SERVICE		4a Commercial 1564 12.92	74,639,452.00	State Aid Receivable	830,394.52
Principal Payments	322,000.00	4b Industrial 181 10.54	60,844,779.00	Other Receivables	437,219.29
Interest Payments	184,740.81	4c Apartments 63 2.95	17,063,225.00	Total	16,730,820.89
TYPE I SCHOOL DEBT MEMO*	131,880.50	29559 Total	577,602,538.00	LIABILITIES, RESERVES, AND SURPLUS	
DEFERRED CHARGES	315,838.81	Land Area 361.55 Sq. Miles		Cash Liabilities	8,681,407.36
SCHOOL, COUNTY, SPECIAL DISTRICT TAXES	18,416,061.37	Net Valuation Taxable-Municipal	585,258,585.00	Reserves for Receivables	2,443,073.41
RESERVE FOR UNCOLLECTED TAXES	2,349,381.06	Net Valuation Taxable-County	615,205,106.00	Surplus Dec. 31,	5,606,340.12
EMERGENCY EMPLOYMENT ACT OF 1971		State Equalization Ratio		Total	16,730,820.89
EXPENDITURES	29,284,809.63				

0101

Population 1970 6,094
 Population 1972 6,330
 S & P Rating /
 Moody Rating BAA

General Tax Rate Per \$100. 3.78
 State Equalized Tax Rate 3.43

ABSECON CITY — ATLANTIC COUNTY

Form of Government:

City Charter Act, (P.L. 1899, c.52)

Number of Members on Governing Body 7

PER CAPITA:

Gross Debt 157.03
 Net Debt 20.70
 Debt Service 15.78
 Total Tax Levy 224.64
 Municipal Expenditures 108.75

PER CENT:

Gross Debt 2.72
 Net Debt .36
 Tax Levy Collected 97.46
 Tax Levy Cancelled, Abated or Adjusted

EXPENDITURES		REVENUES-REALIZED		1972 PROPERTY TAX	
GENERAL GOVERNMENT				STATE EQUALIZED TAX RATE →	
Governing Body & Public Boards		1972 Property Taxes Collected	1,385,812.59	Local District School Taxes 1.74	731,628.00
Municipal Clerk		1972 Payments in Lieu of Taxes		Regional & Consolidated School Tax	
Financial Administration	3,900.00	Delinquent Tax & Lien Collections	38,825.44	School Taxes in Municipal Budget .07	31,209.00
Assessment of Taxes	12,565.00	Business Personalty Replacement Taxes	15,345.29	County Taxes .79	331,293.37
Collection of Taxes	14,035.00	Taxes from Public Utilities	112,850.60	County Library Taxes .02	6,511.71
Planning, Housing & Development	8,900.00	Other Miscellaneous Tax Revenues		Local Municipal Purpose Taxes .70	254,297.00
Human Resources		State Aid Revenues	70,663.53	Veteran & Senior Citizen Taxes .11	47,880.00
Elections	1,000.00	Federal Aid Revenues	11,400.00	Total Taxes for Rate Computation 3.43	1,442,819.08
General Administration (other)	65,140.00	State and Local Fiscal Assistance Act Utilized		Special District Taxes	
JUDICIARY		Sale of Acquired Property	81,816.00	Bank Stock Taxes	4,613.48
Municipal Courts	4,900.00	Other Miscellaneous Revenues	26,043.45	Added and Omitted Taxes	22,439.97
PUBLIC SAFETY		Other Revenues, Revenue Sharing Tax Effort	20,507.20	Total Taxes Levied - ABSTRACT	1,421,592.53
Fire Protection	19,000.00	Total	1,763,264.10	Total Taxes Billed	1,421,592.53
Police Protection	153,113.00	Prior Years Surplus Appropriated	200,000.00	1972 TAXES COLLECTED	1,385,812.59
Civil Defense & Disaster Control		REVENUES TOTAL	1,563,264.10	1972 Taxes Cancelled, Abated or Adjusted	
Environmental Inspection & Control	5,350.00	CAPITAL OUTLAY TOTAL	39,045.38	Transfer to Tax Title Liens or Foreclosed	
Other Public Safety		Public Enterprises		Balance Outstanding Dec. 31, 1972	36,179.94
PUBLIC WORKS		Recreation—Culture		PRIOR YEARS TAXES OUTSTANDING	
Streets and Drainage	101,467.22	Public Works	7,703.90	Balance January 1, 1972	34,257.38
Sewers and Sewage Processing		Buildings and Grounds		Collected in 1972	33,203.82
Garbage and Trash Disposal	53,000.00	Library and Education	31,341.48	Cancelled, Abated or Adjusted 1972	
Public Buildings and Grounds	14,300.00	Conservation		Transfers to Tax Title Liens or Foreclosed	
Other Public Works	5,045.00	All Other		Balance December 31, 1972	1,053.56
HEALTH and WELFARE		CAPITAL DEBT AUTHORIZED, DECEMBER 31, 1972		TAX TITLE LIENS OUTSTANDING	
Health Services Except Environmental	1,350.00	ISSUED AND UNISSUED GROSS DEBT NET DEBT		Balance January 1, 1972	15,226.83
Welfare-Public Assistance	750.00	School 863,000		Transfers From Taxes	
Hospitals, Clinics, First Aid	2,000.00	Self-liquidating		Redeemed in 1972	5,621.62
Animal, Insect, & Rodent Control	2,100.00	Other 131,000	131,000	Cancelled, Abated or Adjusted (1972)	
Other Welfare Services		Total 994,000	131,000	Transfers to Foreclosed Property	
RECREATION and CONSERVATION		ISSUED AND OUTSTANDING	863,000.00	Balance December 31, 1972	9,605.21
Beaches and Boardwalks		School		PROPERTY ACQUIRED BY DEED OR	
Parks, Playgrounds, Shade Trees	14,340.00	Self-Liquidating		FORECLOSURE	
Land Reclamation & Conservation		Other	131,000.00	Balance January 1, 1972	193,429.42
Other Recreational Services		Total 994,000.00		Transfers From Taxes or Liens	
EDUCATION (excluding schools)		EQUALIZED VALUATION BASIS	36,494,460.33	Sale for Cash (1972)	81,816.00
Libraries	4,000.00	FOR NET DEBT COMPUTATION		Cancelled, Abated or Adjusted (1972)	
Other Educational Services		REAL PROPERTY VALUATIONS		Balance December 31, 1972	111,613.42
STATUTORY EXPENDITURES		Code Class # of Parcels % VAL'N ASSESSED VALUATION		CURRENT FINANCES DECEMBER 31, 1972	
Pensions & F. I. C. A.	23,414.00	1 Vacant Land 813 5.52 2,077,500.00		ASSETS	
Employee Fringe Benefits	8,560.00	2 Residential 1815 80.93 30,459,900.00		Cash Dec. 31, 1972	367,137.15
Other Statutory Expenditures		3 Farm 1 .19 72,700.00		Taxes Receivable	37,233.50
MUNICIPAL FUNCTIONS TOTAL	518,229.22	4a Commercial 152 13.23 4,979,000.00		Tax Title Liens	9,605.21
CAPITAL IMPROVEMENTS *MEMO*	207,777.78	4b Industrial 1 .13 48,300.00		Foreclosed Property	111,613.42
DEBT SERVICE		4c Apartments		Emergencies & Other Deferred Charges	5,500.01
Principal Payments	36,000.00	2782 Total 37,637,400.00		State Aid Receivable	14,744.06
Interest Payments	63,866.23	Land Area 5.70 Sq. Miles		Other Receivables	77,770.50
TYPE I SCHL DEBT *MEMO*	67,753.50	Net Valuation Taxable-Municipal	38,265,990.00	Total	623,603.85
DEFERRED CHARGES	5,000.00	Net Valuation Taxable-County	39,372,849.00	LIABILITIES, RESERVES, AND SURPLUS	
SCHOOL, COUNTY, SPECIAL DISTRICT TAXES	1,100,642.08	State Equalization Ratio 90.86		Cash Liabilities	173,439.50
RESERVE FOR UNCOLLECTED TAXES	53,896.80			Reserves for Receivables	164,036.13
EMERGENCY EMPLOYMENT ACT OF 1971	11,400.00			Surplus Dec. 31,	286,128.22
EXPENDITURES TOTAL	1,789,034.33			Total	623,603.85

1971/3000

* ABOVE DEBT SERVICE INCLUDES TYPE I SCHOOL DEBT

1001

Population 1970 2,127
 Population 1972 2,260
 S & P Rating
 Moody Rating

General Tax Rate Per \$100. 3.44
 State Equalized Tax Rate 3.22

ALEXANDRIA TOWNSHIP — HUNTERDON CO.
 Form of Government:
 Township Committee
 Number of Members on Governing Body 3

PER CAPITA: 110.54 PER CENT: 1.06
 Gross Debt
 Net Debt
 Debt Service
 Total Tax Levy 381.20
 Municipal Expenditures 99.74
 Gross Debt 1.06
 Net Debt
 Tax Levy Collected 85.35
 Tax Levy Cancelled, Abated or Adjusted .78

EXPENDITURES		REVENUES-REALIZED		1972 PROPERTY TAX	
GENERAL GOVERNMENT		1972 Property Taxes Collected		STATE EQUALIZED TAX RATE	
Governing Body & Public Boards		742,391.18		Local District School Taxes 1.45	
Municipal Clerk		1972 Payments in Lieu of Taxes		Regional & Consolidated School Tax 1.10	
Financial Administration	2,400.00	85,197.20		School Taxes in Municipal Budget	
Assessment of Taxes	3,400.00	Delinquent Tax & Lien Collections		County Taxes .46	
Collection of Taxes	3,650.00	Business Personalty Replacement Taxes		County Library Taxes .02	
Planning, Housing & Development	4,500.00	Taxes from Public Utilities		Local Municipal Purpose Taxes .14	
Human Resources		Other Miscellaneous Tax Revenues		Veteran & Senior Citizen Taxes .05	
Elections	700.00	State Aid Revenues		Total Taxes for Rate Computation 3.22	
General Administration (other)	17,600.00	Federal Aid Revenues		Special District Taxes	
JUDICIARY		State and Local Fiscal Assistance Act Utilized		Bank Stock Taxes	
Municipal Courts	2,400.00	Sale of Acquired Property		Added and Omitted Taxes	
PUBLIC SAFETY		Other Miscellaneous Revenues		Total Taxes Levied - ABSTRACT	
Fire Protection	6,350.00	Other Revenues, Revenue Sharing Tax Effort		Total Taxes Billed	
Police Protection	6,100.00	Total		1972 TAXES COLLECTED	
Civil Defense & Disaster Control	250.00	Prior Years Surplus Appropriated		1972 Taxes Cancelled, Abated or Adjusted	
Environmental Inspection & Control	3,250.00	REVENUES TOTAL		Transfer to Tax Title Liens or Foreclosed	
Other Public Safety		CAPITAL OUTLAY TOTAL		Balance Outstanding Dec. 31, 1972	
PUBLIC WORKS		Public Enterprises		PRIOR YEARS TAXES OUTSTANDING	
Streets and Drainage	71,550.00	Recreation—Culture		Balance January 1, 1972	
Sewers and Sewage Processing		Public Works		Collected in 1972	
Garbage and Trash Disposal		Buildings and Grounds		Cancelled, Abated or Adjusted 1972	
Public Buildings and Grounds		Library and Education		Transfers to Tax Title Liens or Foreclosed	
Other Public Works		Conservation		Balance December 31, 1972	
HEALTH and WELFARE		All Other		TAX TITLE LIENS OUTSTANDING	
Health Services Except Environmental	1,775.00	CAPITAL DEBT AUTHORIZED, DECEMBER 31, 1972		Balance January 1, 1972	
Welfare-Public Assistance	300.00	ISSUED AND UNISSUED GROSS DEBT NET DEBT		Transfers From Taxes	
Hospitals, Clinics, First Aid		School 249,815		Redeemed in 1972	
Animal, Insect, & Rodent Control		Self-liquidating		Cancelled, Abated or Adjusted (1972)	
Other Welfare Services		Other		Transfers to Foreclosed Property	
RECREATION and CONSERVATION		Total 249,815		Balance December 31, 1972	
Beaches and Boardwalks		ISSUED AND OUTSTANDING		PROPERTY ACQUIRED BY DEED OR	
Parks, Playgrounds, Shade Trees		School 249,819.21		FORECLOSURE	
Land Reclamation & Conservation		Self-Liquidating		Balance January 1, 1972	
Other Recreational Services		Other		Transfers From Taxes or Liens	
EDUCATION (excluding schools)		Total 249,819.21		Sale for Cash (1972)	
Libraries		EQUALIZED VALUATION BASIS		Cancelled, Abated or Adjusted (1972)	
Other Educational Services		FOR NET DEBT COMPUTATION		Balance December 31, 1972	
STATUTORY EXPENDITURES		REAL PROPERTY VALUATIONS		CURRENT FINANCES DECEMBER 31, 1972	
Pensions & F. I. C. A.	3,900.00	Code Class # of Parcels % VAL'N		ASSETS	
Employee Fringe Benefits		1 Vacant Land 175 6.38		Cash Dec. 31, 1972	
Other Statutory Expenditures		2 Residential 533 56.02		Taxes Receivable	
MUNICIPAL FUNCTIONS	TOTAL 128,525.00	3 Farm 294 32.09		Tax Title Liens	
CAPITAL IMPROVEMENTS	*MEMO* 50,000.00	4a Commercial 26 4.60		Foreclosed Property	
DEBT SERVICE		4b Industrial 5 .74		Emergencies & Other Deferred Charges	
Principal Payments		4c Apartments 1 .15		State Aid Receivable	
Interest Payments		1034 Total 24,762,300.00		Other Receivables	
DEFERRED CHARGES	2,600.00	Land Area 28.20 Sq. Miles		Total	
SCHOOL, COUNTY, SPECIAL DISTRICT TAXES	811,528.63	Net Valuation Taxable-Municipal		LIABILITIES, RESERVES, AND SURPLUS	
RESERVE FOR UNCOLLECTED TAXES	54,288.73	Net Valuation Taxable-County		Cash Liabilities	
EMERGENCY EMPLOYMENT ACT OF 1971		State Equalization Ratio 93.89		Reserves for Receivables	
EXPENDITURES TOTAL	1,037,342.36			Surplus Dec. 31,	
				Total	

2101

Population 1970 1,138
 Population 1972 1,190
 S & P Rating
 Moody Rating

General Tax Rate Per \$100. 4.77
 State Equalized Tax Rate 2.52

ALLAMUCHY TOWNSHIP — WARREN COUNTY
Form of Government:
Township Committee
Number of Members on Governing Body 3

PER CAPITA:
 Gross Debt
 Net Debt
 Debt Service .17
 Total Tax Levy 459.83
 Municipal Expenditures 104.12

PER CENT:
 Gross Debt
 Net Debt
 Tax Levy Collected 54.71
 Tax Levy Cancelled, Abated
 or Adjusted 2.15

EXPENDITURES		REVENUES-REALIZED		1972 PROPERTY TAX	
GENERAL GOVERNMENT				STATE EQUALIZED TAX RATE	
Governing Body & Public Boards		1972 Property Taxes Collected	519,579.91	Local District School Taxes	2.05 262,288.00
Municipal Clerk		1972 Payments in Lieu of Taxes	-	Regional & Consolidated School Tax	
Financial Administration	2,250.00	Delinquent Tax & Lien Collections	19,423.20	School Taxes in Municipal Budget	
Assessment of Taxes	2,350.00	Business Personalty Replacement Taxes	27,329.51	County Taxes	.81 151,687.90
Collection of Taxes	3,000.00	Taxes from Public Utilities	59,238.19	County Library Taxes	.03 5,195.99
Planning, Housing & Development	7,100.00	Other Miscellaneous Tax Revenues		Local Municipal Purpose Taxes	881.59
Human Resources		State Aid Revenues	5,903.05	Veteran & Senior Citizen Taxes	.02 4,270.00
Elections		Federal Aid Revenues		Total Taxes for Rate Computation	2.91 544,223.48
General Administration (other)	12,254.74	State and Local Fiscal Assistance Act Utilized		Special District Taxes	
JUDICIARY		Sale of Acquired Property		Bank Stock Taxes	154.40
Municipal Courts		Other Miscellaneous Revenues	13,356.27	Added and Omitted Taxes	6,954.29
PUBLIC SAFETY		Other Revenues, Revenue Sharing Tax Effort	3,648.77	Total Taxes Levied - ABSTRACT	547,202.17
Fire Protection	1,000.00	Total	648,478.90	Total Taxes Billed	548,587.29
Police Protection	400.00	Prior Years Surplus Appropriated	23,500.00	1972 TAXES COLLECTED	519,579.91
Civil Defense & Disaster Control	200.00	REVENUES TOTAL	671,578.90	1972 Taxes Cancelled, Abated or Adjusted	11,776.40
Environmental Inspection & Control	2,000.00	CAPITAL OUTLAY TOTAL	11,300.00	Transfer to Tax Title Liens or Foreclosed	1,500.17
Other Public Safety				Balance Outstanding Dec. 31, 1972	15,730.81
PUBLIC WORKS				PRIOR YEARS TAXES OUTSTANDING	
Streets and Drainage	26,600.00	Public Enterprises		Balance January 1, 1972	27,991.98
Sewers and Sewage Processing		Recreation—Culture		Collected in 1972	19,423.20
Garbage and Trash Disposal	500.00	Public Works	11,300.00	Cancelled, Abated or Adjusted 1972	704.59
Public Buildings and Grounds	1,000.00	Buildings and Grounds		Transfers to Tax Title Liens or Foreclosed	
Other Public Works		Library and Education		Balance December 31, 1972	7,864.19
HEALTH and WELFARE		Conservation		TAX TITLE LIENS OUTSTANDING	
Health Services Except Environmental	1,300.00	All Other		Balance January 1, 1972	7,573.50
Welfare-Public Assistance	600.00			Transfers From Taxes	1,500.17
Hospitals, Clinics, First Aid	1,250.00			Redeemed in 1972	
Animal, Insect, & Rodent Control	400.00			Cancelled, Abated or Adjusted (1972)	1,535.41
Other Welfare Services				Transfers to Foreclosed Property	
RECREATION and CONSERVATION				Balance December 31, 1972	7,538.26
Beaches and Boardwalks				PROPERTY ACQUIRED BY DEED OR FORECLOSURE	
Parks, Playgrounds, Shade Trees				Balance January 1, 1972	
Land Reclamation & Conservation				Transfers From Taxes or Liens	
Other Recreational Services	1,650.00			Sale for Cash (1972)	
EDUCATION (excluding schools)				Cancelled, Abated or Adjusted (1972)	
Libraries				Balance December 31, 1972	
Other Educational Services				CURRENT FINANCES DECEMBER 31, 1972	
STATUTORY EXPENDITURES				ASSETS	
Pensions & F. I. C. A.	1,533.75			Cash Dec. 31, 1972	318,265.55
Employee Fringe Benefits				Taxes Receivable	23,595.00
Other Statutory Expenditures				Tax Title Liens	7,538.26
MUNICIPAL FUNCTIONS				Foreclosed Property	
CAPITAL IMPROVEMENTS				Emergencies & Other Deferred Charges	5,701.20
DEBT SERVICE				State Aid Receivable	
Principal Payments				Other Receivables	1,420.75
Interest Payments	200.00			Total	356,620.76
DEFERRED CHARGES				LIABILITIES, RESERVES, AND SURPLUS	
SCHOOL, COUNTY, SPECIAL DISTRICT TAXES	5,146.88			Cash Liabilities	204,796.48
RESERVE FOR UNCOLLECTED TAXES	53,132.40			Reserves for Receivables	32,554.01
EMERGENCY EMPLOYMENT ACT OF 1971				Surplus Dec. 31,	115,270.27
EXPENDITURES				Total	356,620.76
TOTAL	663,079.70				

0201

Population 1970 6,240
 Population 1972 6,320
 S & P Rating A
 Moody Rating A

General Tax Rate Per \$100. 4.81
 State Equalized Tax Rate 3.62

ALLENDALE BOROUGH — BERGEN COUNTY
 Form of Government:
 Borough Council
 Number of Members on Governing Body 6

PER CAPITA:
 Gross Debt 1,494.30
 Net Debt 614.61
 Debt Service 6.29
 Total Tax Levy 474.98
 Municipal Expenditures 148.18
 PER CENT:
 Gross Debt 12.31
 Net Debt 5.06
 Tax Levy Collected 96.14
 Tax Levy Cancelled, Abated or Adjusted .44

EXPENDITURES		REVENUES-REALIZED		1972 PROPERTY TAX	
GENERAL GOVERNMENT				STATE EQUALIZED TAX RATE 1.46	
Governing Body & Public Boards		1972 Property Taxes Collected 2,889,349.61		Local District School Taxes	1,217,346.85
Municipal Clerk				Regional & Consolidated School Tax	540,309.12
Financial Administration	3,550.00	1972 Payments in Lieu of Taxes		School Taxes in Municipal Budget	
Assessment of Taxes	8,750.00	Delinquent Tax & Lien Collections 76,695.34		County Taxes	297,544.44
Collection of Taxes	10,900.00	Business Personalty Replacement Taxes 22,994.05		County Library Taxes	
Planning, Housing & Development	20,670.00	Taxes from Public Utilities 107,509.16		Local Municipal Purpose Taxes	533,540.81
Human Resources	3,100.00	Other Miscellaneous Tax Revenues		Veteran & Senior Citizen Taxes	30,320.00
Elections		State Aid Revenues 34,483.97		Total Taxes for Rate Computation	3,019,061.22
General Administration (other)	70,737.00	Federal Aid Revenues 6,303.87		Special District Taxes	
JUDICIARY		State and Local Fiscal Assistance Act Utilized		Bank Stock Taxes	3,653.84
Municipal Courts	5,000.00	Sale of Acquired Property		Added and Omitted Taxes	5,502.99
PUBLIC SAFETY		Other Miscellaneous Revenues 100,215.99		Total Taxes Levied - ABSTRACT	3,001,898.05
Fire Protection	22,675.00	Other Revenues, Revenue Sharing Tax Effort 31,124.66		Total Taxes Billed	3,005,314.78
Police Protection	228,333.00	Total 3,268,676.65		1972 TAXES COLLECTED	2,889,349.61
Civil Defense & Disaster Control	100.00	Prior Years Surplus Appropriated 70,000.00		1972 Taxes Cancelled, Abated or Adjusted	13,145.56
Environmental Inspection & Control	8,350.00	REVENUES TOTAL 3,338,676.65		Transfer to Tax Title Liens or Foreclosed	1,202.50
Other Public Safety		CAPITAL OUTLAY TOTAL 1,170,441.55		Balance Outstanding Dec. 31, 1972	101,617.11
PUBLIC WORKS				PRIOR YEARS TAXES OUTSTANDING	
Streets and Drainage	98,158.85	Public Enterprises 23,233.29		Balance January 1, 1972	76,696.07
Sewers and Sewage Processing		Recreation—Culture		Collected in 1972	76,695.34
Garbage and Trash Disposal	55,800.00	Public Works 1,147,208.30		Cancelled, Abated or Adjusted 1972	
Public Buildings and Grounds	35,920.00	Buildings and Grounds		Transfers to Tax Title Liens or Foreclosed	
Other Public Works	9,000.00	Library and Education		Balance December 31, 1972	.73
HEALTH and WELFARE		Conservation		TAX TITLE LIENS OUTSTANDING	
Health Services Except Environmental	12,275.00	All Other		Balance January 1, 1972	2,050.28
Welfare-Public Assistance	700.00	CAPITAL DEBT AUTHORIZED, DECEMBER 31, 1972		Transfers From Taxes	1,202.50
Hospitals, Clinics, First Aid		ISSUED AND UNISSUED GROSS DEBT NET DEBT		Redeemed in 1972	
Animal, Insect, & Rodent Control		School 3,870,462		Cancelled, Abated or Adjusted (1972)	
Other Welfare Services		Self-liquidating 1,802,500		Transfers to Foreclosed Property	
RECREATION and CONSERVATION		Other 3,771,000		Balance December 31, 1972	3,252.78
Beaches and Boardwalks		Total 9,443,962		PROPERTY ACQUIRED BY DEED OR FORECLOSURE	
Parks, Playgrounds, Shade Trees	18,210.00	ISSUED AND OUTSTANDING		Balance January 1, 1972	4,500.00
Land Reclamation & Conservation	3,182.00	School 3,870,462.37		Transfers From Taxes or Liens	
Other Recreational Services	35,800.00	Self-Liquidating 1,800,000.00		Sale for Cash (1972)	
EDUCATION (excluding schools)		Other 3,365,000.00		Cancelled, Abated or Adjusted (1972)	
Libraries	19,750.00	Total 9,035,462.37		Balance December 31, 1972	4,500.00
Other Educational Services		EQUALIZED VALUATION BASIS		CURRENT FINANCES DECEMBER 31, 1972	
STATUTORY EXPENDITURES		FOR NET DEBT COMPUTATION 76,715,109.67		ASSETS	
Pensions & F. I. C. A.	30,352.04	REAL PROPERTY VALUATIONS		Cash Dec. 31, 1972	170,440.92
Employee Fringe Benefits	9,200.00	Code Class # of Parcels % VAL'N		Taxes Receivable	101,617.84
Other Statutory Expenditures		1 Vacant Land 135 3.61		Tax Title Liens	3,252.78
MUNICIPAL FUNCTIONS TOTAL 758,512.89		2 Residential 1556 89.35		Foreclosed Property	4,500.00
CAPITAL IMPROVEMENTS *MEMO* 63,393.85		3 Farm 7 .27		Emergencies & Other Deferred Charges	17,360.00
DEBT SERVICE		4a Commercial 40 5.72		State Aid Receivable	10,378.00
Principal Payments	5,000.00	4b Industrial 5 1.05		Other Receivables	1,040.00
Interest Payments	34,740.00	4c Apartments		Total	308,985.54
DEFERRED CHARGES	15,150.00	1743 Total 62,452,750.00		LIABILITIES, RESERVES, AND SURPLUS	
SCHOOL, COUNTY, SPECIAL DISTRICT TAXES	2,455,200.41	Land Area 2.80 Sq. Miles		Cash Liabilities	82,544.83
RESERVE FOR UNCOLLECTED TAXES	115,828.16	Net Valuation Taxable-Municipal 62,827,827.00		Reserves for Receivables	110,810.62
EMERGENCY EMPLOYMENT ACT OF 1971	2,853.67	Net Valuation Taxable-County 77,860,761.00		Surplus Dec. 31,	115,234.09
EXPENDITURES TOTAL 3,351,685.13		State Equalization Ratio 75.26		Total	308,985.54

1301

Population 1970 1,012
 Population 1972 1,015
 S & P Rating
 Moody Rating

General Tax Rate Per \$100. 2.53
 State Equalized Tax Rate 2.40

ALLENHURST BOROUGH — MONMOUTH CO.

Form of Government:

Commission (1911)

Number of Members on Governing Body 3

PER CAPITA:

Gross Debt 266.96
 Net Debt 266.96
 Debt Service 42.46
 Total Tax Levy 389.45
 Municipal Expenditures 528.69

PER CENT:

Gross Debt 1.83
 Net Debt 1.83
 Tax Levy Collected 98.97
 Tax Levy Cancelled, Abated or Adjusted .01

EXPENDITURES		REVENUES-REALIZED		1972 PROPERTY TAX	
GENERAL GOVERNMENT				STATE EQUALIZED TAX RATE — 2.40	
Governing Body & Public Boards		1972 Property Taxes Collected	392,985.91	Local District School Taxes	80,628.00
Municipal Clerk		1972 Payments in Lieu of Taxes		Regional & Consolidated School Tax	
Financial Administration	5,300.00	Delinquent Tax & Lien Collections	4,890.66	School Taxes in Municipal Budget	
Assessment of Taxes	1,800.00	Business Personalty Replacement Taxes	5,169.22	County Taxes	102,829.55
Collection of Taxes	400.00	Taxes from Public Utilities	41,306.93	County Library Taxes	3,876.79
Planning, Housing & Development	400.00	Other Miscellaneous Tax Revenues		Local Municipal Purpose Taxes	201,350.49
Human Resources		State Aid Revenues	9,280.48	Veteran & Senior Citizen Taxes	4,120.00
Elections	1,450.00	Federal Aid Revenues		Total Taxes for Rate Computation	352,804.83
General Administration (other)	87,520.00	State and Local Fiscal Assistance Act Utilized		Special District Taxes	
JUDICIARY		Sale of Acquired Property		Bank Stock Taxes	6,609.24
Municipal Courts	3,250.00	Other Miscellaneous Revenues	234,429.14	Added and Omitted Taxes	
PUBLIC SAFETY		Other Revenues, Revenue Sharing Tax Effort	5,158.49	Total Taxes Levied - ABSTRACT	355,294.07
Fire Protection	15,200.00	Total	693,220.83	Total Taxes Billed	357,061.02
Police Protection	109,600.00	Prior Years Surplus Appropriated	50,000.00	1972 TAXES COLLECTED	352,585.91
Civil Defense & Disaster Control	150.00	REVENUES TOTAL	743,220.83	1972 Taxes Cancelled, Abated or Adjusted	50.65
Environmental Inspection & Control	350.00	CAPITAL OUTLAY TOTAL	5,740.72	Transfer to Tax Title Liens or Foreclosed	
Other Public Safety				Balance Outstanding Dec. 31, 1972	4,024.46
PUBLIC WORKS		Public Enterprises		PRIOR YEARS TAXES OUTSTANDING	
Streets and Drainage	39,188.89	Recreation—Culture	5,740.72	Balance January 1, 1972	4,890.66
Sewers and Sewage Processing		Public Works		Collected in 1972	4,890.66
Garbage and Trash Disposal	34,500.00	Buildings and Grounds		Cancelled, Abated or Adjusted 1972	
Public Buildings and Grounds	15,650.00	Library and Education		Transfers to Tax Title Liens or Foreclosed	
Other Public Works		Conservation		Balance December 31, 1972	
HEALTH and WELFARE		All Other		TAX TITLE LIENS OUTSTANDING	
Health Services Except Environmental	1,800.00	CAPITAL DEBT AUTHORIZED, DECEMBER 31, 1972		Balance January 1, 1972	
Welfare-Public Assistance	750.00	ISSUED AND UNISSUED GROSS DEBT NET DEBT		Transfers From Taxes	
Hospitals, Clinics, First Aid	500.00	School		Redeemed in 1972	
Animal, Insect, & Rodent Control	550.00	Self-liquidating 15,000	15,000	Cancelled, Abated or Adjusted (1972)	
Other Welfare Services		Other 255,959	255,959	Transfers to Foreclosed Property	
RECREATION and CONSERVATION		Total 270,959	270,959	Balance December 31, 1972	
Beaches and Boardwalks	102,500.00	ISSUED AND OUTSTANDING		PROPERTY ACQUIRED BY DEED OR	
Parks, Playgrounds, Shade Trees	5,000.00	School		FORECLOSURE	
Land Reclamation & Conservation		Self-Liquidating 15,000.00	15,000.00	Balance January 1, 1972	
Other Recreational Services	1,500.00	Other 241,000.00	241,000.00	Transfers From Taxes or Liens	
EDUCATION (excluding schools)		Total 256,000.00	256,000.00	Sale for Cash (1972)	
Libraries		EQUALIZED VALUATION BASIS		Cancelled, Abated or Adjusted (1972)	
Other Educational Services		FOR NET DEBT COMPUTATION	14,796,786.67	Balance December 31, 1972	
STATUTORY EXPENDITURES		REAL PROPERTY VALUATIONS		CURRENT FINANCES DECEMBER 31, 1972	
Pensions & F. I. C. A.	31,530.00	Code Class # of Parcels % VAL'N ASSESSED VALUATION		ASSETS	
Employee Fringe Benefits	5,500.00	1 Vacant Land 11 1.29 196,800.00	196,800.00	Cash Dec. 31, 1972	185,389.62
Other Statutory Expenditures		2 Residential 283 71.75 10,965,300.00	10,965,300.00	Taxes Receivable	4,024.46
MUNICIPAL FUNCTIONS TOTAL	464,788.89	3 Farm 4a Commercial 25 19.17 2,525,100.00	2,525,100.00	Tax Title Liens	
CAPITAL IMPROVEMENTS *MEMO*	23,333.33	4b Industrial 2 6.37 573,400.00	573,400.00	Foreclosed Property	
DEBT SERVICE		4c Apartments 5 1.42 217,000.00	217,000.00	Emergencies & Other Deferred Charges	7,800.00
Principal Payments	31,550.00	Total 15,281,600.00	15,281,600.00	State Aid Receivable	5,372.00
Interest Payments	11,547.75	Land Area .30 Sq. Miles		Other Receivables	14,658.25
DEFERRED CHARGES	20,950.00	Net Valuation Taxable-Municipal	15,512,180.00	Total	221,244.33
SCHOOL, COUNTY, SPECIAL DISTRICT TAXES	187,334.34	Net Valuation Taxable-County	15,403,725.00	LIABILITIES, RESERVES, AND SURPLUS	
RESERVE FOR UNCOLLECTED TAXES	7,781.09	State Equalization Ratio 95.01		Cash Liabilities	69,337.65
EMERGENCY EMPLOYMENT ACT OF 1971				Reserves for Receivables	18,682.71
EXPENDITURES TOTAL	723,552.07			Surplus Dec. 31,	133,223.57
				Total	221,244.33

Population 1970 1,603
 Population 1972 1,660
 S & P Rating
 Moody Rating

General Tax Rate Per \$100.
 4.76
 State Equalized Tax Rate
 4.04

ALLENTOWN BOROUGH — MONMOUTH COUNTY
 Form of Government:
 Borough Council
 Number of Members on Governing Body 6

PER CAPITA:
 Gross Debt 368.07
 Net Debt 15.39
 Debt Service
 Total Tax Levy 262.76
 Municipal Expenditures 94.46
 PER CENT:
 Gross Debt 6.70
 Net Debt .28
 Tax Levy Collected 95.61
 Tax Levy Cancelled, Abated
 or Adjusted .57

EXPENDITURES		REVENUES-REALIZED		1972 PROPERTY TAX	
GENERAL GOVERNMENT				STATE EQUALIZED TAX RATE	
Governing Body & Public Boards				Local District School Taxes	
Municipal Clerk				Regional & Consolidated School Tax 2.74	
Financial Administration	4,320.00	1972 Property Taxes Collected		School Taxes in Municipal Budget	
Assessment of Taxes	2,080.00	1972 Payments in Lieu of Taxes		County Taxes .61	
Collection of Taxes	2,650.00	Delinquent Tax & Lien Collections		County Library Taxes .02	
Planning, Housing & Development	855.00	Business Personalty Replacement Taxes		Local Municipal Purpose Taxes .59	
Human Resources	200.00	Taxes from Public Utilities		Veteran & Senior Citizen Taxes .09	
Elections	800.00	Other Miscellaneous Tax Revenues		Total Taxes for Rate Computation 4.05	
General Administration (other)	13,515.00	State Aid Revenues		Special District Taxes	
JUDICIARY		Federal Aid Revenues		Bank Stock Taxes	
Municipal Courts	3,195.00	State and Local Fiscal Assistance Act Utilized		Added and Omitted Taxes	
PUBLIC SAFETY		Sale of Acquired Property		Total Taxes Levied - ABSTRACT	
Fire Protection	8,500.00	Other Miscellaneous Revenues		Total Taxes Billed	
Police Protection	34,725.00	Other Revenues, Revenue Sharing Tax Effort		1972 TAXES COLLECTED	
Civil Defense & Disaster Control	312.07	Prior Years Surplus Appropriated		1972 Taxes Cancelled, Abated or Adjusted	
Environmental Inspection & Control	5,230.00	REVENUES TOTAL		Transfer to Tax Title Liens or Foreclosed	
Other Public Safety		CAPITAL OUTLAY TOTAL		Balance Outstanding Dec. 31, 1972	
PUBLIC WORKS				PRIOR YEARS TAXES OUTSTANDING	
Streets and Drainage	13,000.00	Public Enterprises		Balance January 1, 1972	
Sewers and Sewage Processing		Recreation—Culture		Collected in 1972	
Garbage and Trash Disposal	14,500.00	Public Works		Cancelled, Abated or Adjusted 1972	
Public Buildings and Grounds	2,837.53	Buildings and Grounds		Transfers to Tax Title Liens or Foreclosed	
Other Public Works		Library and Education		Balance December 31, 1972	
HEALTH and WELFARE		Conservation		TAX TITLE LIENS OUTSTANDING	
Health Services Except Environmental	1,150.00	All Other		Balance January 1, 1972	
Welfare-Public Assistance	600.00	CAPITAL DEBT AUTHORIZED, DECEMBER 31, 1972		Transfers From Taxes	
Hospitals, Clinics, First Aid		ISSUED AND UNISSUED GROSS DEBT NET DEBT		Redeemed in 1972	
Animal, Insect, & Rodent Control		School 229,594		Cancelled, Abated or Adjusted (1972)	
Other Welfare Services		Self-liquidating 381,000		Transfers to Foreclosed Property	
RECREATION and CONSERVATION		Other		Balance December 31, 1972	
Beaches and Boardwalks		Total 610,594		PROPERTY ACQUIRED BY DEED OR	
Parks, Playgrounds, Shade Trees	175.00	ISSUED AND OUTSTANDING		FORECLOSURE	
Land Reclamation & Conservation		School 229,594.78		Balance January 1, 1972	
Other Recreational Services	2,135.00	Self-Liquidating 381,000.00		Transfers From Taxes or Liens	
EDUCATION (excluding schools)		Other		Sale for Cash (1972)	
Libraries	1,000.00	Total 610,594.78		Cancelled, Abated or Adjusted (1972)	
Other Educational Services		EQUALIZED VALUATION BASIS		Balance December 31, 1972	
STATUTORY EXPENDITURES		FOR NET DEBT COMPUTATION		CURRENT FINANCES DECEMBER 31, 1972	
Pensions & F. I. C. A.	2,800.00	REAL PROPERTY VALUATIONS		ASSETS	
Employee Fringe Benefits	1,090.00	Code Class # of Parcels % VAL'N		Cash Dec. 31, 1972	
Other Statutory Expenditures		ASSESSED VALUATION		Taxes Receivable	
MUNICIPAL FUNCTIONS	116,470.00	1 Vacant Land 64 3.13		Tax Title Liens	
CAPITAL IMPROVEMENTS	11,500.00	2 Residential 403 82.49		Foreclosed Property	
DEBT SERVICE		3 Farm 7 .88		Emergencies & Other Deferred Charges	
Principal Payments		4a Commercial 35 12.62		State Aid Receivable	
Interest Payments		4b Industrial 1 .59		Other Receivables	
DEFERRED CHARGES	2,276.00	4c Apartments 1 .30		Total	
SCHOOL, COUNTY, SPECIAL DISTRICT TAXES	363,724.38	511 Total 8,825,025.00		LIABILITIES, RESERVES, AND SURPLUS	
RESERVE FOR UNCOLLECTED TAXES	37,054.00	Land Area .60 Sq. Miles		Cash Liabilities	
EMERGENCY EMPLOYMENT ACT OF 1971		Net Valuation Taxable-Municipal		Reserves for Receivables	
EXPENDITURES TOTAL	520,524.38	Net Valuation Taxable-County		Surplus Dec. 31,	
		State Equalization Ratio		Total	

1701

Population 1970 2,550
 Population 1972 2,615
 S & P Rating
 Moody Rating

General Tax Rate Per \$100. 4.87
 State Equalized Tax Rate 2.91

ALLOWAY TOWNSHIP — SALEM COUNTY

Form of Government:

Township Committee

Number of Members on Governing Body 3

PER CAPITA:

Gross Debt 23.71
 Net Debt
 Debt Service
 Total Tax Levy 203.37
 Municipal Expenditures 73.95

PER CENT:

Gross Debt .36
 Net Debt
 Tax Levy Collected 86.47
 Tax Levy Cancelled, Abated
 or Adjusted

EXPENDITURES		REVENUES-REALIZED		1972 PROPERTY TAX	
GENERAL GOVERNMENT				STATE EQUALIZED TAX RATE	
Governing Body & Public Boards		1972 Property Taxes Collected	459,834.22	Local District School Taxes 1.83	342,144.00
Municipal Clerk		1972 Payments in Lieu of Taxes		Regional & Consolidated School Tax	
Financial Administration	3,051.00	Delinquent Tax & Lien Collections	107,109.09	School Taxes in Municipal Budget	
Assessment of Taxes	2,600.00	Business Personalty Replacement Taxes	15,387.90	County Taxes .96	175,663.57
Collection of Taxes	10,049.00	Taxes from Public Utilities	50,846.44	County Library Taxes	
Planning, Housing & Development	300.00	Other Miscellaneous Tax Revenues		Local Municipal Purpose Taxes .05	5,657.44
Human Resources		State Aid Revenues	21,013.97	Veteran & Senior Citizen Taxes .08	14,850.00
Elections		Federal Aid Revenues		Total Taxes for Rate Computation 2.92	546,355.01
General Administration (other)	10,800.00	State and Local Fiscal Assistance Act Utilized		Special District Taxes	
JUDICIARY		Sale of Acquired Property		Bank Stock Taxes	342.56
Municipal Courts	1,745.00	Other Miscellaneous Revenues	10,645.37	Added and Omitted Taxes	
PUBLIC SAFETY		Other Revenues, Revenue Sharing Tax Effort	11,387.14	Total Taxes Levied - ABSTRACT	531,807.57
Fire Protection	2,700.00	Total	676,224.13	Total Taxes Billed	531,807.57
Police Protection	3,200.00	Prior Years Surplus Appropriated	60,000.00	1972 TAXES COLLECTED	459,834.22
Civil Defense & Disaster Control	125.00	REVENUES TOTAL	736,224.13	1972 Taxes Cancelled, Abated or Adjusted	
Environmental Inspection & Control	800.00	CAPITAL OUTLAY TOTAL	22,895.58	Transfer to Tax Title Liens or Foreclosed	4,097.05
Other Public Safety				Balance Outstanding Dec. 31, 1972	67,876.26
PUBLIC WORKS				PRIOR YEARS TAXES OUTSTANDING	
Streets and Drainage	46,994.00	Public Enterprises		Balance January 1, 1972	115,578.83
Sewers and Sewage Processing		Recreation—Culture		Collected in 1972	87,812.96
Garbage and Trash Disposal		Public Works	12,920.00	Cancelled, Abated or Adjusted 1972	8,418.11
Public Buildings and Grounds	5,950.00	Buildings and Grounds	9,975.58	Transfers to Tax Title Liens or Foreclosed	5,011.07
Other Public Works		Library and Education		Balance December 31, 1972	14,336.69
HEALTH and WELFARE		Conservation		TAX TITLE LIENS OUTSTANDING	
Health Services Except Environmental	1,150.00	All Other		Balance January 1, 1972	14,857.70
Welfare-Public Assistance	1,225.00			Transfers From Taxes	10,905.36
Hospitals, Clinics, First Aid	500.00			Redeemed in 1972	15,296.13
Animal, Insect, & Rodent Control				Cancelled, Abated or Adjusted (1972)	
Other Welfare Services				Transfers to Foreclosed Property	311.19
RECREATION and CONSERVATION				Balance December 31, 1972	6,155.74
Beaches and Boardwalks				PROPERTY ACQUIRED BY DEED OR	
Parks, Playgrounds, Shade Trees				FORECLOSURE	
Land Reclamation & Conservation	861.00			Balance January 1, 1972	
Other Recreational Services				Transfers From Taxes or Liens	
EDUCATION (excluding schools)				Sale for Cash (1972)	
Libraries				Cancelled, Abated or Adjusted (1972)	
Other Educational Services				Balance December 31, 1972	
STATUTORY EXPENDITURES				CURRENT FINANCES DECEMBER 31, 1972	
Pensions & F. I. C. A.	2,800.00			ASSETS	
Employee Fringe Benefits				Cash Dec. 31, 1972	245,269.13
Other Statutory Expenditures				Taxes Receivable	82,212.95
MUNICIPAL FUNCTIONS				Tax Title Liens	6,155.74
CAPITAL IMPROVEMENTS	28,500.00			Foreclosed Property	
DEBT SERVICE				Emergencies & Other Deferred Charges	5,500.00
Principal Payments				State Aid Receivable	8,448.51
Interest Payments				Other Receivables	5,101.43
DEFERRED CHARGES				Total	360,687.76
SCHOOL, COUNTY, SPECIAL DISTRICT TAXES	521,807.57			LIABILITIES, RESERVES, AND SURPLUS	
RESERVE FOR UNCOLLECTED TAXES	58,428.80			Cash Liabilities	36,990.05
EMERGENCY EMPLOYMENT ACT OF 1971				Reserves for Receivables	57,470.12
EXPENDITURES TOTAL	715,186.37			Surplus Dec. 31,	226,227.59
				Total	360,687.76

2102

Population 1970 2,829
 Population 1972 2,850
 S & P Rating
 Moody Rating

General Tax Rate Per \$100. 3.24
 State Equalized Tax Rate 3.42

ALPHA BOROUGH — WARREN COUNTY

Form of Government:

Borough Council

Number of Members on Governing Body 6

PER CAPITA:

Gross Debt 386.77
 Net Debt .36
 Debt Service
 Total Tax Levy 182.85
 Municipal Expenditures 75.05

PER CENT:

Gross Debt 7.84
 Net Debt .01
 Tax Levy Collected 92.39
 Tax Levy Cancelled, Abated or Adjusted .17

EXPENDITURES		REVENUES-REALIZED		1972 PROPERTY TAX	
GENERAL GOVERNMENT				STATE EQUALIZED TAX RATE \rightarrow 2.45	
Governing Body & Public Boards		1972 Property Taxes Collected	483,260.14	Local District School Taxes	386,212.00
Municipal Clerk	2,880.00	1972 Payments in Lieu of Taxes		Regional & Consolidated School Tax	
Financial Administration	2,557.00	Delinquent Tax & Lien Collections	45,144.60	School Taxes in Municipal Budget	
Assessment of Taxes	2,116.00	Business Personality Replacement Taxes	24,838.49	County Taxes	122,390.64
Collection of Taxes	1,825.00	Taxes from Public Utilities	36,263.46	County Library Taxes	
Planning, Housing & Development	760.00	Other Miscellaneous Tax Revenues		Local Municipal Purpose Taxes	8,573.37
Human Resources		State Aid Revenues	14,030.30	Veteran & Senior Citizen Taxes	18,850.00
Elections		Federal Aid Revenues		Total Taxes for Rate Computation	537,426.01
General Administration (other)	24,800.00	State and Local Fiscal Assistance Act Utilized		Special District Taxes	
JUDICIARY		Sale of Acquired Property		Bank Stock Taxes	1,026.63
Municipal Courts	1,000.00	Other Miscellaneous Revenues	54,090.77	Added and Omitted Taxes	1,519.45
PUBLIC SAFETY		Other Revenues, Revenue Sharing Tax Effort	7,509.18	Total Taxes Levied - ABSTRACT	521,122.09
Fire Protection	10,328.88	REVENUES TOTAL	770,136.94	Total Taxes Billed	523,075.77
Police Protection	23,140.00			1972 TAXES COLLECTED	482,260.14
Civil Defense & Disaster Control	600.00			1972 Taxes Cancelled, Abated or Adjusted	889.40
Environmental Inspection & Control				Transfer to Tax Title Liens or Foreclosed	1,280.76
Other Public Safety				Balance Outstanding Dec. 31, 1972	27,645.47
PUBLIC WORKS		CAPITAL OUTLAY TOTAL	1,041.30	PRIOR YEARS TAXES OUTSTANDING	
Streets and Drainage	25,630.00	Public Enterprises		Balance January 1, 1972	48,372.69
Sewers and Sewage Processing	31,200.00	Recreation—Culture	41.30	Collected in 1972	45,144.60
Garbage and Trash Disposal	10,500.00	Public Works	1,000.00	Cancelled, Abated or Adjusted 1972	523.59
Public Buildings and Grounds		Buildings and Grounds		Transfers to Tax Title Liens or Foreclosed	2,413.63
Other Public Works		Library and Education		Balance December 31, 1972	290.87
HEALTH and WELFARE		Conservation		TAX TITLE LIENS OUTSTANDING	
Health Services Except Environmental	1,000.00	All Other		Balance January 1, 1972	318.28
Welfare-Public Assistance	400.00			Transfers From Taxes	4,281.99
Hospitals, Clinics, First Aid		CAPITAL DEBT AUTHORIZED, DECEMBER 31, 1972		Redeemed in 1972	
Animal, Insect, & Rodent Control		ISSUED AND UNISSUED GROSS DEBT NET DEBT		Cancelled, Abated or Adjusted (1972)	
Other Welfare Services		School 320,000		Transfers to Foreclosed Property	
RECREATION and CONSERVATION		Self-liquidating 781,250		Balance December 31, 1972	4,600.27
Beaches and Boardwalks		Other 1,037	1,037	PROPERTY ACQUIRED BY DEED OR FORECLOSURE	
Parks, Playgrounds, Shade Trees		Total 1,102,287	1,037	Balance January 1, 1972	192.50
Land Reclamation & Conservation				Transfers From Taxes or Liens	
Other Recreational Services				Sale for Cash (1972)	
EDUCATION (excluding schools)		ISSUED AND OUTSTANDING		Cancelled, Abated or Adjusted (1972)	
Libraries	4,500.00	School 320,000.00		Balance December 31, 1972	192.50
Other Educational Services		Self-Liquidating 741,000.00		CURRENT FINANCES DECEMBER 31, 1972	
STATUTORY EXPENDITURES		Other		ASSETS	
Pensions & F. I. C. A.	6,630.22	Total 1,061,000.00		Cash Dec. 31, 1972	355,046.91
Employee Fringe Benefits		EQUALIZED VALUATION BASIS FOR NET DEBT COMPUTATION	14,067,900.67	Taxes Receivable	27,936.34
Other Statutory Expenditures		REAL PROPERTY VALUATIONS		Tax Title Liens	4,600.27
MUNICIPAL FUNCTIONS TOTAL	150,267.20	Code Class # of Parcels % VAL'N ASSESSED VALUATION		Foreclosed Property	192.50
CAPITAL IMPROVEMENTS *MEMO*	7,500.00	1 Vacant Land 104 1.47 242,300.00		Emergencies & Other Deferred Charges	11,869.20
DEBT SERVICE		2 Residential 681 67.51 11,131,425.00		State Aid Receivable	540.20
Principal Payments		3 Farm 9 1.69 277,075.00		Other Receivables	18,881.72
Interest Payments		4a Commercial 44 10.40 1,714,550.00		Total	469,667.14
DEFERRED CHARGES	11,001.38	4b Industrial 14 11.12 1,833,600.00		LIABILITIES, RESERVES, AND SURPLUS	
SCHOOL, COUNTY, SPECIAL DISTRICT TAXES	509,602.64	4c Apartments 5 7.81 1,287,000.00		Cash Liabilities	244,452.66
RESERVE FOR UNCOLLECTED TAXES	52,621.20	Total 16,487,750.00		Reserves for Receivables	61,610.83
EMERGENCY EMPLOYMENT ACT OF 1971		Land Area 1.70 Sq. Miles		Surplus Dec. 31,	163,003.65
EXPENDITURES TOTAL	723,492.42	Net Valuation Taxable-Municipal 16,638,072.00		Total	469,667.14
		Net Valuation Taxable-County 14,888,001.00			
		State Equalization Ratio 105.60			

1971/3000

0202

Population 1970 1,344
 Population 1972 1,365
 S & P Rating
 Moody Rating

General Tax Rate Per \$100. 2.84
 State Equalized Tax Rate 1.66

ALPINE BOROUGH — BERGEN COUNTY

Form of Government:

Borough Council

Number of Members on Governing Body 6

PER CAPITA:
 Gross Debt 402.93
 Net Debt
 Debt Service
 Total Tax Levy 601.00
 Municipal Expenditures 268.08

PER CENT:
 Gross Debt 1.27
 Net Debt
 Tax Levy Collected 93.02
 Tax Levy Cancelled, Abated
 or Adjusted

EXPENDITURES		REVENUES-REALIZED		1972 PROPERTY TAX	
GENERAL GOVERNMENT		1972 Property Taxes Collected		STATE EQUALIZED TAX RATE 1.13	
Governing Body & Public Boards		1972 Payments in Lieu of Taxes	763,107.87	Local District School Taxes	554,315.00
Municipal Clerk	3,075.00	Delinquent Tax & Lien Collections	3,668.49	Regional & Consolidated School Tax	
Financial Administration	13,868.50	Business Personalty Replacement Taxes	30,236.91	School Taxes in Municipal Budget	
Assessment of Taxes	3,450.00	Taxes from Public Utilities	9,006.51	County Taxes	176,909.71
Collection of Taxes	1,400.00	Other Miscellaneous Tax Revenues	78,933.85	County Library Taxes	
Planning, Housing & Development		State Aid Revenues	5,972.70	Local Municipal Purpose Taxes	82,906.71
Human Resources	550.00	Federal Aid Revenues		Veteran & Senior Citizen Taxes	4,790.00
Elections	39,800.00	State and Local Fiscal Assistance Act Utilized		Total Taxes for Rate Computation	818,921.42
General Administration (other)		Sale of Acquired Property	75,421.90	Special District Taxes	
JUDICIARY	4,457.80	Other Miscellaneous Revenues	3,116.39	Bank Stock Taxes	6,230.02
Municipal Courts		Other Revenues, Revenue Sharing Tax Effort	969,464.62	Added and Omitted Taxes	
PUBLIC SAFETY		Prior Years Surplus Appropriated	142,000.00	Total Taxes Levied - ABSTRACT	820,361.44
Fire Protection	20,000.00	REVENUES TOTAL	1,111,464.62	Total Taxes Billed	820,361.44
Police Protection	123,993.32	CAPITAL OUTLAY TOTAL	12,111.99	1972 TAXES COLLECTED	763,107.87
Civil Defense & Disaster Control	100.00	Public Enterprises		1972 Taxes Cancelled, Abated or Adjusted	
Environmental Inspection & Control	3,000.00	Recreation—Culture		Transfer to Tax Title Liens or Foreclosed	
Other Public Safety		Public Works	12,111.99	Balance Outstanding Dec. 31, 1972	57,253.57
PUBLIC WORKS	37,665.61	Buildings and Grounds		PRIOR YEARS TAXES OUTSTANDING	
Streets and Drainage		Library and Education		Balance January 1, 1972	30,975.75
Sewers and Sewage Processing		Conservation		Collected in 1972	30,236.91
Garbage and Trash Disposal	18,200.00	All Other		Cancelled, Abated or Adjusted 1972	
Public Buildings and Grounds	1,500.00	CAPITAL DEBT AUTHORIZED, DECEMBER 31, 1972		Transfers to Tax Title Liens or Foreclosed	
Other Public Works		ISSUED AND UNISSUED		Balance December 31, 1972	738.84
HEALTH and WELFARE	8,025.37	School	550,000	TAX TITLE LIENS OUTSTANDING	
Health Services Except Environmental	300.00	Self-liquidating		Balance January 1, 1972	
Welfare-Public Assistance		Other		Transfers From Taxes	
Hospitals, Clinics, First Aid		Total	550,000	Redeemed in 1972	
Animal, Insect, & Rodent Control		ISSUED AND OUTSTANDING		Cancelled, Abated or Adjusted (1972)	
Other Welfare Services		School	550,000.00	Transfers to Foreclosed Property	
RECREATION and CONSERVATION	500.00	Self-Liquidating		Balance December 31, 1972	
Beaches and Boardwalks		Other		PROPERTY ACQUIRED BY DEED OR	
Parks, Playgrounds, Shade Trees		Total	550,000.00	FORECLOSURE	
Land Reclamation & Conservation	5,225.00	EQUALIZED VALUATION BASIS		Balance January 1, 1972	
Other Recreational Services		FOR NET DEBT COMPUTATION	43,356,397.67	Transfers From Taxes or Liens	
EDUCATION (excluding schools)		REAL PROPERTY VALUATIONS		Sale for Cash (1972)	
Libraries		Code Class # of Parcels % VAL'N		Cancelled, Abated or Adjusted (1972)	
Other Educational Services		1 Vacant Land 168 16.50	4,731,100.00	Balance December 31, 1972	
STATUTORY EXPENDITURES	23,000.00	2 Residential 338 72.71	20,841,750.00	CURRENT FINANCES DECEMBER 31, 1972	
Pensions & F. I. C. A.	4,000.00	3 Farm	3,092,300.00	ASSETS	
Employee Fringe Benefits		4a Commercial 23 10.79		Cash Dec. 31, 1972	485,530.13
Other Statutory Expenditures		4b Industrial		Taxes Receivable	57,592.41
MUNICIPAL FUNCTIONS	312,550.60	4c Apartments		Tax Title Liens	
CAPITAL IMPROVEMENTS	14,700.00	525 Total	28,665,150.00	Foreclosed Property	
DEBT SERVICE		Land Area 6.20 Sq. Miles		Emergencies & Other Deferred Charges	11,637.88
Principal Payments	7,857.63	Net Valuation Taxable-Municipal	28,855,368.00	State Aid Receivable	3,180.00
Interest Payments	731,224.71	Net Valuation Taxable-County	46,261,419.00	Other Receivables	1,589.69
DEFERRED CHARGES	45,476.53	State Equalization Ratio	58.73	Total	560,330.11
SCHOOL, COUNTY, SPECIAL DISTRICT TAXES				LIABILITIES, RESERVES, AND SURPLUS	
RESERVE FOR UNCOLLECTED TAXES				Cash Liabilities	111,010.65
EMERGENCY EMPLOYMENT ACT OF 1971				Reserves for Receivables	59,582.10
EXPENDITURES TOTAL	1,097,145.87			Surplus Dec. 31,	389,737.36
				Total	560,330.11

1901

Population 1970 813
 Population 1972 835
 S & P Rating
 Moody Rating

General Tax Rpte Per \$100. 6.23
 State Equalized Tax Rate 3.63

ANDOVER BOROUGH — SUSSEX COUNTY
Form of Government:
Borough Council
Number of Members on Governing Body 6

PER CAPITA: 99.75 PER CENT: 1.65
 Gross Debt
 Net Debt
 Debt Service
 Total Tax Levy 260.91
 Municipal Expenditures 91.61
 Gross Debt
 Net Debt
 Tax Levy Collected 87.15
 Tax Levy Cancelled, Abated or Adjusted

EXPENDITURES		REVENUES-REALIZED		1972 PROPERTY TAX	
GENERAL GOVERNMENT				STATE EQUALIZED TAX RATE →	
Governing Body & Public Boards		1972 Property Taxes Collected	189,862.82	Local District School Taxes	
Municipal Clerk		1972 Payments in Lieu of Taxes		Regional & Consolidated School Tax	2.39
Financial Administration	1,391.82	Delinquent Tax & Lien Collections	24,128.61	School Taxes in Municipal Budget	
Assessment of Taxes	1,400.00	Business Personalty Replacement Taxes	7,013.22	County Taxes	.82
Collection of Taxes	1,800.00	Taxes from Public Utilities	19,214.35	County Library Taxes	.03
Planning, Housing & Development	150.00	Other Miscellaneous Tax Revenues		Local Municipal Purpose Taxes	.33
Human Resources		State Aid Revenues	3,841.25	Veteran & Senior Citizen Taxes	.06
Elections		Federal Aid Revenues		Total Taxes for Rate Computation	3.63
General Administration (other)	9,858.53	State and Local Fiscal Assistance Act Utilized		Special District Taxes	
JUDICIARY		Sale of Acquired Property		Bank Stock Taxes	599.97
Municipal Courts	725.00	Other Miscellaneous Revenues	8,088.26	Added and Omitted Taxes	2,447.63
PUBLIC SAFETY		Other Revenues, Revenue Sharing Tax Effort	3,246.59	Total Taxes Levied - ABSTRACT	217,857.72
Fire Protection	3,500.00	Total	255,355.10	Total Taxes Billed	217,857.72
Police Protection	4,480.81	Prior Years Surplus Appropriated	16,000.00	1972 TAXES COLLECTED	185,862.82
Civil Defense & Disaster Control	425.00	REVENUES TOTAL	271,355.10	1972 Taxes Cancelled, Abated or Adjusted	
Environmental Inspection & Control		CAPITAL OUTLAY TOTAL	804.96	Transfer to Tax Title Liens or Foreclosed	
Other Public Safety		Public Enterprises	804.96	Balance Outstanding Dec. 31, 1972	27,594.90
PUBLIC WORKS		Recreation—Culture		PRIOR YEARS TAXES OUTSTANDING	
Streets and Drainage	7,689.00	Public Works		Balance January 1, 1972	24,493.87
Sewers and Sewage Processing		Buildings and Grounds		Collected in 1972	24,128.61
Garbage and Trash Disposal	2,000.00	Library and Education		Cancelled, Abated or Adjusted 1972	
Public Buildings and Grounds		Conservation		Transfers to Tax Title Liens or Foreclosed	
Other Public Works		All Other		Balance December 31, 1972	365.26
HEALTH and WELFARE		CAPITAL DEBT AUTHORIZED, DECEMBER 31, 1972		TAX TITLE LIENS OUTSTANDING	
Health Services Except Environmental	629.84	ISSUED AND UNISSUED GROSS DEBT NET DEBT		Balance January 1, 1972	1,415.53
Welfare-Public Assistance	125.00	School 79,293		Transfers From Taxes	
Hospitals, Clinics, First Aid	250.00	Self-liquidating 4,000		Redeemed in 1972	
Animal, Insect, & Rodent Control	425.00	Other		Cancelled, Abated or Adjusted (1972)	
Other Welfare Services		Total 83,293		Transfers to Foreclosed Property	
RECREATION and CONSERVATION		ISSUED AND OUTSTANDING		Balance December 31, 1972	1,415.53
Beaches and Boardwalks		School 79,293.51		PROPERTY ACQUIRED BY DEED OR FORECLOSURE	
Parks, Playgrounds, Shade Trees	5,432.87	Self-Liquidating		Balance January 1, 1972	10,400.00
Land Reclamation & Conservation		Other		Transfers From Taxes or Liens	
Other Recreational Services	567.13	Total 79,293.51		Sale for Cash (1972)	5,730.00
EDUCATION (excluding schools)		EQUALIZED VALUATION BASIS FOR NET DEBT COMPUTATION	5,038,119.00	Cancelled, Abated or Adjusted (1972)	
Libraries		REAL PROPERTY VALUATIONS		Balance December 31, 1972	4,670.00
Other Educational Services		Code Class # of Parcels % VAL'N ASSESSED VALUATION		CURRENT FINANCES DECEMBER 31, 1972	
STATUTORY EXPENDITURES		1 Vacant Land 56 2.08 65,550.00		ASSETS	
Pensions & F. I. C. A.	200.00	2 Residential 182 65.94 2,200,100.00		Cash Dec. 31, 1972	80,464.44
Employee Fringe Benefits		3 Farm 12 5.00 166,700.00		Taxes Receivable	28,360.16
Other Statutory Expenditures		4a Commercial 41 21.53 718,400.00		Tax Title Liens	1,415.53
MUNICIPAL FUNCTIONS		4b Industrial 4 2.29 76,300.00		Foreclosed Property	4,670.00
CAPITAL IMPROVEMENTS		4c Apartments 2 3.16 105,500.00		Emergencies & Other Deferred Charges	7,337.06
DEBT SERVICE		Total 297 3,336,550.00		State Aid Receivable	19,477.50
Principal Payments		Land Area 1.40 Sq. Miles		Other Receivables	160.31
Interest Payments		Net Valuation Taxable-Municipal	3,508,549.00	Total	141,885.00
DEFERRED CHARGES		Net Valuation Taxable-County	5,308,481.00	LIABILITIES, RESERVES, AND SURPLUS	
SCHOOL, COUNTY, SPECIAL DISTRICT TAXES	194,917.37	State Equalization Ratio	58.32	Cash Liabilities	31,018.74
RESERVE FOR UNCOLLECTED TAXES	33,000.00			Reserves for Receivables	34,606.00
EMERGENCY EMPLOYMENT ACT OF 1971				Surplus Dec. 31,	76,260.26
EXPENDITURES TOTAL	271,410.23			Total	141,885.00

1902

Population 1970 3,040
 Population 1972 3,300
 S & P Rating
 Moody Rating

General Tax Rate Per \$100 4.58
 State Equalized Tax Rate 3.84

ANDOVER TOWNSHIP — SUSSEX COUNTY

Form of Government:

Township Committee

Number of Members on Governing Body 5

PER CAPITA:

Gross Debt 169.61
 Net Debt 4.24
 Debt Service
 Total Tax Levy 443.44
 Municipal Expenditures 152.59

PER CENT:

Gross Debt 1.61
 Net Debt .04
 Tax Levy Collected 85.51
 Tax Levy Cancelled, Abated or Adjusted

EXPENDITURES		REVENUES-REALIZED		1972 PROPERTY TAX	
GENERAL GOVERNMENT				STATE EQUALIZED TAX RATE	
Governing Body & Public Boards		1972 Property Taxes Collected		Local District School Taxes	
Municipal Clerk		1,251,304.05		Regional & Consolidated School Tax 2.43	
Financial Administration	6,115.00	1972 Payments in Lieu of Taxes		School Taxes in Municipal Budget	
Assessment of Taxes	4,350.00	162,443.51		County Taxes .88	
Collection of Taxes	6,980.00	Business Personalty Replacement Taxes		County Library Taxes .03	
Planning, Housing & Development	13,565.00	37,719.00		Local Municipal Purpose Taxes .47	
Human Resources		Taxes from Public Utilities		Veteran & Senior Citizen Taxes .04	
Elections		53,262.00		Total Taxes for Rate Computation 3.85	
General Administration (other)	46,725.00	Other Miscellaneous Tax Revenues		Special District Taxes	
JUDICIARY		18,838.40		Bank Stock Taxes	
Municipal Courts	2,100.00	State Aid Revenues		Added and Omitted Taxes	
PUBLIC SAFETY		Federal Aid Revenues		Total Taxes Levied - ABSTRACT	
Fire Protection	6,650.00	State and Local Fiscal Assistance Act Utilized		Total Taxes Billed	
Police Protection	10,257.33	Sale of Acquired Property		1972 TAXES COLLECTED	
Civil Defense & Disaster Control	290.00	Other Miscellaneous Revenues		1972 Taxes Cancelled, Abated or Adjusted	
Environmental Inspection & Control	5,570.00	Other Revenues, Revenue Sharing Tax Effort		Transfer to Tax Title Liens or Foreclosed	
Other Public Safety		Total		Balance Outstanding Dec. 31, 1972	
PUBLIC WORKS		1,595,368.03		PRIOR YEARS TAXES OUTSTANDING	
Streets and Drainage	54,267.35	90,000.00		Balance January 1, 1972	
Sewers and Sewage Processing	1,860.00	REVENUES TOTAL		Collected in 1972	
Garbage and Trash Disposal	4,440.00	1,685,368.03		Cancelled, Abated or Adjusted 1972	
Public Buildings and Grounds		CAPITAL OUTLAY TOTAL		Transfers to Tax Title Liens or Foreclosed	
Other Public Works				Balance December 31, 1972	
HEALTH and WELFARE				TAX TITLE LIENS OUTSTANDING	
Health Services Except Environmental	10,038.04			Balance January 1, 1972	
Welfare-Public Assistance	700.00			Transfers From Taxes	
Hospitals, Clinics, First Aid	800.00			Redeemed in 1972	
Animal, Insect, & Rodent Control	1,630.00			Cancelled, Abated or Adjusted (1972)	
Other Welfare Services				Transfers to Foreclosed Property	
RECREATION and CONSERVATION				Balance December 31, 1972	
Beaches and Boardwalks				PROPERTY ACQUIRED BY DEED OR	
Parks, Playgrounds, Shade Trees	260.00			FORECLOSURE	
Land Reclamation & Conservation				Balance January 1, 1972	
Other Recreational Services	200.00			Transfers From Taxes or Liens	
EDUCATION (excluding schools)				Sale for Cash (1972)	
Libraries				Cancelled, Abated or Adjusted (1972)	
Other Educational Services				Balance December 31, 1972	
STATUTORY EXPENDITURES				CURRENT FINANCES DECEMBER 31, 1972	
Pensions & F. I. C. A.	9,500.00			ASSETS	
Employee Fringe Benefits				Cash Dec. 31, 1972	
Other Statutory Expenditures				Taxes Receivable	
MUNICIPAL FUNCTIONS TOTAL	225,657.72			Tax Title Liens	
CAPITAL IMPROVEMENTS *MEMO*	6,000.00			Foreclosed Property	
DEBT SERVICE				Emergencies & Other Deferred Charges	
Principal Payments				State Aid Receivable	
Interest Payments				Other Receivables	
DEFERRED CHARGES	13,991.35			Total	
SCHOOL, COUNTY, SPECIAL DISTRICT TAXES	1,280,823.58			LIABILITIES, RESERVES, AND SURPLUS	
RESERVE FOR UNCOLLECTED TAXES	263,865.00			Cash Liabilities	
EMERGENCY EMPLOYMENT ACT OF 1971				Reserves for Receivables	
EXPENDITURES TOTAL	1,784,377.65			Surplus Dec. 31,	
				Total	

1303

Population 1970 16,533
 Population 1972 17,250
 S & P Rating BBB
 Moody Rating BA

General Tax Rate Per \$100. 7.25
 State Equalized Tax Rate 6.55

ASBURY PARK CITY — MONMOUTH COUNTY

Form of Government:

Council-Manager (1923)

Number of Members on Governing Body 5

PER CAPITA:

Gross Debt 454.93
 Net Debt 257.75
 Debt Service 65.73
 Total Tax Levy 361.94
 Municipal Expenditures 321.22

PER CENT:

Gross Debt 9.11
 Net Debt 5.16
 Tax Levy Collected 89.16
 Tax Levy Cancelled, Abated or Adjusted

EXPENDITURES		REVENUES-REALIZED		1972 PROPERTY TAX	
GENERAL GOVERNMENT				STATE EQUALIZED TAX RATE	
Governing Body & Public Boards		1972 Property Taxes Collected	5,566,929.09	Local District School Taxes 3.56	3,394,023.00
Municipal Clerk		1972 Payments in Lieu of Taxes	11,229.89	Regional & Consolidated School Tax	
Financial Administration	65,678.25	Delinquent Tax & Lien Collections	494,532.01	School Taxes in Municipal Budget .18	168,188.34
Assessment of Taxes	54,225.04	Business Personalty Replacement Taxes	369,016.70	County Taxes .70	664,035.53
Collection of Taxes	21,606.62	Taxes from Public Utilities	250,557.40	County Library Taxes	
Planning, Housing & Development	2,100.00	Other Miscellaneous Tax Revenues		Local Municipal Purpose Taxes 2.08	1,982,332.65
Human Resources		State Aid Revenues	733,570.33	Veteran & Senior Citizen Taxes .05	42,550.00
Elections	4,000.00	Federal Aid Revenues	171,045.30	Total Taxes for Rate Computation 6.57	6,253,129.52
General Administration (other)	544,416.50	State and Local Fiscal Assistance Act Utilized		Special District Taxes	
JUDICIARY		Sale of Acquired Property		Bank Stock Taxes	26,850.97
Municipal Courts	44,353.30	Other Miscellaneous Revenues	500,093.98	Added and Omitted Taxes	7,101.05
PUBLIC SAFETY		Other Revenues, Revenue Sharing Tax Effort	200,231.77	Total Taxes Levied - ABSTRACT	6,242,531.54
Fire Protection	473,555.90	REVENUES TOTAL	8,888,006.47	Total Taxes Billed	6,242,531.54
Police Protection	921,275.93	Prior Years Surplus Appropriated	190,000.00	1972 TAXES COLLECTED	5,566,929.09
Civil Defense & Disaster Control	1,700.00			1972 Taxes Cancelled, Abated or Adjusted	
Environmental Inspection & Control	21,400.00	CAPITAL OUTLAY TOTAL	820,534.53	Transfer to Tax Title Liens or Foreclosed	
Other Public Safety		Public Enterprises	71,826.42	Balance Outstanding Dec. 31, 1972	676,602.45
PUBLIC WORKS		Recreation—Culture		PRIOR YEARS TAXES OUTSTANDING	
Streets and Drainage	315,393.92	Public Works	15,545.12	Balance January 1, 1972	562,365.98
Sewers and Sewage Processing	134,049.57	Buildings and Grounds	473,162.99	Collected in 1972	426,179.24
Garbage and Trash Disposal	246,800.52	Library and Education	260,000.00	Cancelled, Abated or Adjusted 1972	
Public Buildings and Grounds	24,871.51	Conservation		Transfers to Tax Title Liens or Foreclosed	
Other Public Works		All Other		Balance December 31, 1972	136,186.74
HEALTH and WELFARE		CAPITAL DEBT AUTHORIZED, DECEMBER 31, 1972		TAX TITLE LIENS OUTSTANDING	
Health Services Except Environmental	102,807.65	ISSUED AND UNISSUED		Balance January 1, 1972	173,675.72
Welfare-Public Assistance	60,508.68	School	3,314,371	Transfers From Taxes	
Hospitals, Clinics, First Aid		Self-liquidating	86,975	Redeemed in 1972	68,752.77
Animal, Insect, & Rodent Control		Other	4,446,190	Cancelled, Abated or Adjusted (1972)	
Other Welfare Services		Total	7,847,537	Transfers to Foreclosed Property	
RECREATION and CONSERVATION		ISSUED AND OUTSTANDING		Balance December 31, 1972	104,522.55
Beaches and Boardwalks		School	2,880,500.00	PROPERTY ACQUIRED BY DEED OR	
Parks, Playgrounds, Shade Trees	49,200.00	Self-Liquidating	85,000.00	FORECLOSURE	
Land Reclamation & Conservation		Other	3,827,000.00	Balance January 1, 1972	79,300.00
Other Recreational Services	15,584.38	Total	6,792,500.00	Transfers From Taxes or Liens	
EDUCATION (excluding schools)		EQUALIZED VALUATION BASIS		Sale for Cash (1972)	
Libraries	114,950.00	FOR NET DEBT COMPUTATION	86,138,705.33	Cancelled, Abated or Adjusted (1972)	11,400.00
Other Educational Services		REAL PROPERTY VALUATIONS		Balance December 31, 1972	67,500.00
STATUTORY EXPENDITURES		Code Class # of Parcels % VAL'N	ASSESSED VALUATION	CURRENT FINANCES DECEMBER 31, 1972	
Pensions & F. I. C. A.	257,663.44	1 Vacant Land 223 3.31	2,575,550.00	ASSETS	
Employee Fringe Benefits		2 Residential 2232 33.82	26,356,630.00	Cash Dec. 31, 1972	538,922.69
Other Statutory Expenditures		3 Farm		Taxes Receivable	812,789.19
MUNICIPAL FUNCTIONS TOTAL	3,516,181.69	4a Commercial 467 31.13	24,261,050.00	Tax Title Liens	104,522.55
CAPITAL IMPROVEMENTS *MEMO*	34,000.00	4b Industrial 5 .40	313,150.00	Foreclosed Property	67,500.00
DEBT SERVICE		4c Apartments 338 31.33	24,417,300.00	Emergencies & Other Deferred Charges	42,000.00
Principal Payments	762,000.00	3265 Total	77,923,680.00	State Aid Receivable	21,000.00
Interest Payments	371,866.81	Land Area 1.50 Sq. Miles		Other Receivables	415,903.57
TYPE I SCHL DEBT *MEMO	289,181.34	Net Valuation Taxable-Municipal	86,262,664.00	Total	2,013,438.40
DEFERRED CHARGES	4,500.00	Net Valuation Taxable-County	59,888,804.00	LIABILITIES, RESERVES, AND SURPLUS	
SCHOOL, COUNTY, SPECIAL DISTRICT TAXES	4,226,246.87	State Equalization Ratio	90.40	Cash Liabilities	456,467.87
RESERVE FOR UNCOLLECTED TAXES	736,736.00			Reserves for Receivables	1,401,515.71
EMERGENCY EMPLOYMENT ACT OF 1971	149,770.30			Surplus Dec. 31,	115,454.82
EXPENDITURES TOTAL	9,767,301.67			Total	2,013,438.40

1971/3000

* ABOVE DEBT SERVICE INCLUDES TYPE I SCHOOL DEBT

0102

Population 1970 **47,859**
 Population 1972 **47,275**
 S & P Rating **BBB**
 Moody Rating **BAA**

General Tax Rate Per \$100. **5.19**
 State Equalized Tax Rate **5.18**

ATLANTIC CITY — ATLANTIC COUNTY
 Form of Government:
 Commission (1911)
 Number of Members on Governing Body 5

PER CAPITA:
 Gross Debt **302.36**
 Net Debt **180.37**
 Debt Service **15.78**
 Total Tax Levy **363.81**
 Municipal Expenditures **480.29**

PER CENT:
 Gross Debt **4.48**
 Net Debt **2.67**
 Tax Levy Collected **85.36**
 Tax Levy Cancelled, Abated or Adjusted **.23**

EXPENDITURES		REVENUES-REALIZED		1972 PROPERTY TAX	
GENERAL GOVERNMENT		1972 Property Taxes Collected		STATE EQUALIZED TAX RATE	
Governing Body & Public Boards	71,458.56	1972 Payments in Lieu of Taxes	14,719,234.61	Local District School Taxes	1.47
Municipal Clerk	328,820.43	Delinquent Tax & Lien Collections	176,745.57	Regional & Consolidated School Tax	
Financial Administration	64,118.10	Business Personalty Replacement Taxes	1,846,174.48	School Taxes in Municipal Budget	.05
Assessment of Taxes	233,828.44	Taxes from Public Utilities	557,452.92	County Taxes	.87
Collection of Taxes	34,471.87	Other Miscellaneous Tax Revenues	1,645,866.32	County Library Taxes	
Planning, Housing & Development	62,242.02	State Aid Revenues	11,066.68	Local Municipal Purpose Taxes	2.72
Human Resources		Federal Aid Revenues	595,907.84	Veteran & Senior Citizen Taxes	.07
Elections		State and Local Fiscal Assistance Act Utilized	1,406,332.86	Total Taxes for Rate Computation	5.18
General Administration (other)	1,522,871.81	Sale of Acquired Property		Special District Taxes	
JUDICIARY		Other Miscellaneous Revenues	921,248.73	Bank Stock Taxes	64,017.65
Municipal Courts	57,405.05	Other Revenues, Revenue Sharing Tax Effort	4,176,447.26	Added and Omitted Taxes	32,668.40
PUBLIC SAFETY		Total	26,856,477.67	Total Taxes Levied - ABSTRACT	17,195,199.18
Fire Protection	2,650,092.81	Prior Years Surplus Appropriated	1,700,000.00	Total Taxes Billed	17,244,449.10
Police Protection	3,932,461.46	REVENUES TOTAL	28,556,477.67	1972 TAXES COLLECTED	14,719,234.61
Civil Defense & Disaster Control	22,920.07	CAPITAL OUTLAY TOTAL	147,435.68	1972 Taxes Cancelled, Abated or Adjusted	39,301.00
Environmental Inspection & Control	211,410.52	Public Enterprises		Transfer to Tax Title Liens or Foreclosed	600,366.26
Other Public Safety	15,735.52	Recreation—Culture		Balance Outstanding Dec. 31, 1972	1,885,547.23
PUBLIC WORKS		Public Works	147,435.68	PRIOR YEARS TAXES OUTSTANDING	
Streets and Drainage	1,427,355.37	Buildings and Grounds		Balance January 1, 1972	1,883,470.80
Sewers and Sewage Processing	54,666.66	Library and Education		Collected in 1972	1,040,727.03
Garbage and Trash Disposal	2,953,069.92	Conservation		Cancelled, Abated or Adjusted 1972	58,656.11
Public Buildings and Grounds	105,022.57	All Other		Transfers to Tax Title Liens or Foreclosed	171,195.53
Other Public Works		CAPITAL DEBT AUTHORIZED, DECEMBER 31, 1972		Balance December 31, 1972	612,892.13
HEALTH and WELFARE		ISSUED AND UNISSUED		TAX TITLE LIENS OUTSTANDING	
Health Services Except Environmental	251,496.36	GROSS DEBT		Balance January 1, 1972	1,891,742.12
Welfare-Public Assistance	157,270.39	School	3,762,000	Transfers From Taxes	751,468.31
Hospitals, Clinics, First Aid	125,000.00	Self-liquidating	777,000	Redeemed in 1972	805,447.45
Animal, Insect, & Rodent Control	15,718.56	Other	9,755,081	Cancelled, Abated or Adjusted (1972)	158,890.33
Other Welfare Services		Total	14,294,081	Transfers to Foreclosed Property	1,718,872.65
RECREATION and CONSERVATION		ISSUED AND OUTSTANDING		Balance December 31, 1972	
Beaches and Boardwalks	823,061.95	School	350,000.00	PROPERTY ACQUIRED BY DEED OR FORECLOSURE	
Parks, Playgrounds, Shade Trees	263,667.63	Self-Liquidating	777,000.00	Balance January 1, 1972	756,611.61
Land Reclamation & Conservation		Other	6,540,949.00	Transfers From Taxes or Liens	158,890.39
Other Recreational Services	246,112.16	Total	7,667,949.00	Sale for Cash (1972)	
EDUCATION (excluding schools)		EQUALIZED VALUATION BASIS		Cancelled, Abated or Adjusted (1972)	
Libraries	185,052.03	FOR NET DEBT COMPUTATION	318,566,843.33	Balance December 31, 1972	915,502.00
Other Educational Services	1,000.00	REAL PROPERTY VALUATIONS		CURRENT FINANCES DECEMBER 31, 1972	
STATUTORY EXPENDITURES		Code Class # of Parcels % VAL'N		ASSETS	
Pensions & F. I. C. A.	1,497,381.97	1 Vacant Land 2545 3.74	11,986,240.00	Cash Dec. 31, 1972	3,002,605.76
Employee Fringe Benefits	502,000.00	2 Residential 8412 24.86	79,720,400.00	Taxes Receivable	2,496,439.36
Other Statutory Expenditures		3 Farm		Tax Title Liens	1,718,872.59
MUNICIPAL FUNCTIONS TOTAL	17,895,713.03	4a Commercial 2179 60.61	194,385,730.00	Foreclosed Property	915,502.00
CAPITAL IMPROVEMENTS *MEMO*	384,500.00	4b Industrial 27 .29	921,900.00	Emergencies & Other Deferred Charges	512,808.95
DEBT SERVICE		4c Apartments 464 10.50	33,688,700.00	State Aid Receivable	271,685.17
Principal Payments	541,918.50	Total	320,702,970.00	Other Receivables	670,981.37
Interest Payments	204,290.00	Land Area 11.84 Sq. Miles		Total	9,550,895.20
TYPE I SCHL DEBT *MEMO*	61,518.50	Net Valuation Taxable-Municipal	333,960,970.00	LIABILITIES, RESERVES, AND SURPLUS	
DEFERRED CHARGES	568,748.47	Net Valuation Taxable-County	353,201,576.00	Cash Liabilities	3,022,290.27
SCHOOL, COUNTY, SPECIAL DISTRICT TAXES	8,018,279.58	State Equalization Ratio	99.99	Reserves for Receivables	5,803,795.32
RESERVE FOR UNCOLLECTED TAXES	2,144,532.34			Surplus Dec. 31,	764,809.61
EMERGENCY EMPLOYMENT ACT OF 1971	1,350,632.79			Total	9,550,895.20
EXPENDITURES TOTAL	30,724,114.71				

1971/3000

* ABOVE DEBT SERVICE INCLUDES TYPE I SCHOOL DEBT

-91-

1304

Population 1970 5,102
 Population 1972 5,270
 S & P Rating
 Moody Rating

General Tax Rate Per \$100. 4.84
 State Equalized Tax Rate 3.61

ATLANTIC HIGHLANDS — MONMOUTH COUNTY

Form of Government:

Borough Council

Number of Members on Governing Body 6

PER CAPITA:

Gross Debt 370.30
 Net Debt 211.82
 Debt Service 18.12
 Total Tax Levy 301.19
 Municipal Expenditures 167.48

PER CENT:

Gross Debt 4.98
 Net Debt 2.85
 Tax Levy Collected 95.58
 Tax Levy Cancelled, Abated or Adjusted .07

EXPENDITURES		REVENUES-REALIZED		1972 PROPERTY TAX	
GENERAL GOVERNMENT				STATE EQUALIZED TAX RATE	
Governing Body & Public Boards		1972 Property Taxes Collected	1,523,437.68	Local District School Taxes .82	363,749.00
Municipal Clerk	19,384.00	1972 Payments in Lieu of Taxes		Regional & Consolidated School Tax 1.25	572,654.58
Financial Administration	6,450.00	Delinquent Tax & Lien Collections	53,367.45	School Taxes in Municipal Budget	
Assessment of Taxes	4,575.00	Business Personality Replacement Taxes	19,982.63	County Taxes .61	270,751.75
Collection of Taxes	16,715.52	Taxes from Public Utilities	126,644.51	County Library Taxes .02	10,205.56
Planning, Housing & Development	4,520.00	Other Miscellaneous Tax Revenues		Local Municipal Purpose Taxes .80	352,747.00
Human Resources		State Aid Revenues	21,601.28	Veteran & Senior Citizen Taxes .06	26,560.00
Elections	723.00	Federal Aid Revenues		Total Taxes for Rate Computation 3.60	1,557,067.89
General Administration (other)	57,675.00	State and Local Fiscal Assistance Act Utilized		Special District Taxes	
JUDICIARY		Sale of Acquired Property	4,600.00	Bank Stock Taxes	3,901.11
Municipal Courts	11,685.00	Other Miscellaneous Revenues	118,386.56	Added and Omitted Taxes	13,248.95
PUBLIC SAFETY		Other Revenues, Revenue Sharing Tax Effort	20,253.40	Total Taxes Levied - ABSTRACT	1,587,257.95
Fire Protection	21,350.00	Total	1,888,273.51	Total Taxes Billed	1,587,257.95
Police Protection	181,500.00	Prior Years Surplus Appropriated	280,000.00	1972 TAXES COLLECTED	1,523,437.68
Civil Defense & Disaster Control	2,000.00	REVENUES TOTAL	2,168,273.51	1972 Taxes Cancelled, Abated or Adjusted	1,153.01
Environmental Inspection & Control	3,550.00	CAPITAL OUTLAY TOTAL	141,050.77	Transfer to Tax Title Liens or Foreclosed	5,903.20
Other Public Safety		Public Enterprises	27,797.68	Balance Outstanding Dec. 31, 1972	56,764.06
PUBLIC WORKS		Recreation—Culture		PRIOR YEARS TAXES OUTSTANDING	
Streets and Drainage	100,581.84	Public Works	30,255.82	Balance January 1, 1972	56,092.62
Sewers and Sewage Processing	64,126.16	Buildings and Grounds	83,037.27	Collected in 1972	53,127.44
Garbage and Trash Disposal		Library and Education		Cancelled, Abated or Adjusted 1972	
Public Buildings and Grounds	17,746.00	Conservation		Transfers to Tax Title Liens or Foreclosed	2,805.18
Other Public Works		All Other		Balance December 31, 1972	160.00
HEALTH and WELFARE				TAX TITLE LIENS OUTSTANDING	
Health Services Except Environmental	10,750.00			Balance January 1, 1972	22,042.66
Welfare-Public Assistance	5,600.00			Transfers From Taxes	9,165.37
Hospitals, Clinics, First Aid				Redeemed in 1972	640.01
Animal, Insect, & Rodent Control				Cancelled, Abated or Adjusted (1972)	
Other Welfare Services				Transfers to Foreclosed Property	
RECREATION and CONSERVATION				Balance December 31, 1972	30,568.02
Beaches and Boardwalks				PROPERTY ACQUIRED BY DEED OR FORECLOSURE	
Parks, Playgrounds, Shade Trees	22,561.00			Balance January 1, 1972	20,010.00
Land Reclamation & Conservation				Transfers From Taxes or Liens	
Other Recreational Services	1,120.00			Sale for Cash (1972)	4,600.00
EDUCATION (excluding schools)				Cancelled, Abated or Adjusted (1972)	
Libraries	11,650.00			Balance December 31, 1972	15,410.00
Other Educational Services				CURRENT FINANCES DECEMBER 31, 1972	
STATUTORY EXPENDITURES				ASSETS	
Pensions & F. I. C. A.	36,000.00			Cash Dec. 31, 1972	578,207.61
Employee Fringe Benefits	14,712.00			Taxes Receivable	56,524.06
Other Statutory Expenditures				Tax Title Liens	30,568.02
MUNICIPAL FUNCTIONS				Foreclosed Property	15,410.00
CAPITAL IMPROVEMENTS				Emergencies & Other Deferred Charges	
DEBT SERVICE				State Aid Receivable	15,020.56
Principal Payments	44,000.00			Other Receivables	1,659.91
Interest Payments	51,500.00			Total	657,790.16
DEFERRED CHARGES				LIABILITIES, RESERVES, AND SURPLUS	
SCHOOL, COUNTY, SPECIAL DISTRICT TAXES	1,217,360.89			Cash Liabilities	258,745.87
RESERVE FOR UNCOLLECTED TAXES	157,544.01			Reserves for Receivables	104,561.99
EMERGENCY EMPLOYMENT ACT OF 1971				Surplus Dec. 31,	334,482.30
EXPENDITURES				Total	657,790.16
TOTAL	2,099,583.42				

0401

Population 1970 10,802
 Population 1972 10,815
 S & P Rating
 Moody Rating A

General Tax Rate Per \$100. 5.78
 State Equalized Tax Rate 3.90

AUDUBON BOROUGH — CAMDEN COUNTY
 Form of Government:
 Commission (1911)
 Number of Members on Governing Body 3

PER CAPITA:
 Gross Debt 224.65
 Net Debt 47.40
 Debt Service 2.70
 Total Tax Levy 267.86
 Municipal Expenditures 90.72
 PER CENT:
 Gross Debt 3.56
 Net Debt .75
 Tax Levy Collected 98.63
 Tax Levy Cancelled, Abated or Adjusted .16

EXPENDITURES		REVENUES-REALIZED		1972 PROPERTY TAX	
GENERAL GOVERNMENT				STATE EQUALIZED TAX RATE	
Governing Body & Public Boards		1972 Property Taxes Collected		Local District School Taxes	1,642,497.83
Municipal Clerk		2,857,494.81		Regional & Consolidated School Tax	
Financial Administration	5,600.00	1972 Payments in Lieu of Taxes		School Taxes in Municipal Budget	
Assessment of Taxes	4,300.00	28,916.56		County Taxes	728,862.15
Collection of Taxes	31,230.00	Delinquent Tax & Lien Collections		County Library Taxes	22,750.48
Planning, Housing & Development	1,800.00	Business Personalty Replacement Taxes		Local Municipal Purpose Taxes	455,150.63
Human Resources		Taxes from Public Utilities		Veteran & Senior Citizen Taxes	87,510.00
Elections	2,000.00	Other Miscellaneous Tax Revenues		Total Taxes for Rate Computation	2,977,171.09
General Administration (other)	51,440.00	State Aid Revenues		Special District Taxes	
JUDICIARY		Federal Aid Revenues		Bank Stock Taxes	5,875.42
Municipal Courts	13,110.00	State and Local Fiscal Assistance Act Utilized		Added and Omitted Taxes	1,393.85
PUBLIC SAFETY		Sale of Acquired Property		Total Taxes Levied - ABSTRACT	2,896,930.36
Fire Protection	33,210.00	Other Miscellaneous Revenues		Total Taxes Billed	2,897,173.77
Police Protection	248,365.00	Other Revenues, Revenue Sharing Tax Effort		1972 TAXES COLLECTED	2,857,494.81
Civil Defense & Disaster Control	6,550.00	Prior Years Surplus Appropriated		1972 Taxes Cancelled, Abated or Adjusted	4,722.26
Environmental Inspection & Control	1,900.00	REVENUES TOTAL		Transfer to Tax Title Liens or Foreclosed	1,260.04
Other Public Safety		CAPITAL OUTLAY TOTAL		Balance Outstanding Dec. 31, 1972	33,696.66
PUBLIC WORKS				PRIOR YEARS TAXES OUTSTANDING	
Streets and Drainage	127,932.00	Public Enterprises		Balance January 1, 1972	29,868.02
Sewers and Sewage Processing	46,275.00	Recreation—Culture		Collected in 1972	28,516.56
Garbage and Trash Disposal	88,586.00	Public Works		Cancelled, Abated or Adjusted 1972	142.59
Public Buildings and Grounds	41,241.00	Buildings and Grounds		Transfers to Tax Title Liens or Foreclosed	
Other Public Works		Library and Education		Balance December 31, 1972	808.87
HEALTH and WELFARE		Conservation		TAX TITLE LIENS OUTSTANDING	
Health Services Except Environmental	10,110.00	All Other		Balance January 1, 1972	4,130.73
Welfare-Public Assistance	2,000.00	CAPITAL DEBT AUTHORIZED, DECEMBER 31, 1972		Transfers From Taxes	1,260.04
Hospitals, Clinics, First Aid		ISSUED AND UNISSUED GROSS DEBT NET DEBT		Redeemed in 1972	
Animal, Insect, & Rodent Control		School 1,917,000		Cancelled, Abated or Adjusted (1972)	
Other Welfare Services		Self-liquidating 512,590		Transfers to Foreclosed Property	
RECREATION and CONSERVATION		Other 512,590		Balance December 31, 1972	5,390.77
Beaches and Boardwalks		Total 2,429,590		PROPERTY ACQUIRED BY DEED OR FORECLOSURE	
Parks, Playgrounds, Shade Trees	4,500.00	ISSUED AND OUTSTANDING		Balance January 1, 1972	285.00
Land Reclamation & Conservation		School 1,917,000.00		Transfers From Taxes or Liens	
Other Recreational Services	5,500.00	Self-Liquidating 512,590.00		Sale for Cash (1972)	
EDUCATION (excluding schools)		Other 2,429,590.00		Cancelled, Abated or Adjusted (1972)	
Libraries	18,490.00	Total		Balance December 31, 1972	285.00
Other Educational Services		EQUALIZED VALUATION BASIS		CURRENT FINANCES DECEMBER 31, 1972	
STATUTORY EXPENDITURES		FOR NET DEBT COMPUTATION		ASSETS	
Pensions & F. I. C. A.	54,107.49	REAL PROPERTY VALUATIONS		Cash Dec. 31, 1972	1,141,782.86
Employee Fringe Benefits	17,500.00	Code Class # of Parcels % VAL'N		Taxes Receivable	34,505.53
Other Statutory Expenditures		1 Vacant Land 58 .33		Tax Title Liens	5,390.77
MUNICIPAL FUNCTIONS TOTAL	856,146.49	2 Residential 2951 75.81		Foreclosed Property	285.00
CAPITAL IMPROVEMENTS *MEMO*	64,785.00	3 Farm		Emergencies & Other Deferred Charges	191.68
DEBT SERVICE		4a Commercial 137 15.54		State Aid Receivable	13,626.14
Principal Payments	16,530.00	4b Industrial 3 .29		Other Receivables	1,211.39
Interest Payments	12,670.00	4c Apartments 11 4.03		Total	1,156,993.37
DEFERRED CHARGES	17,674.82	3160 Total		LIABILITIES, RESERVES, AND SURPLUS	
SCHOOL, COUNTY, SPECIAL DISTRICT TAXES	2,394,510.46	Land Area 1.48 Sq. Miles		Cash Liabilities	587,095.88
RESERVE FOR UNCOLLECTED TAXES	56,518.47	Net Valuation Taxable-Municipal		Reserves for Receivables	41,252.69
EMERGENCY EMPLOYMENT ACT OF 1971	21,569.19	Net Valuation Taxable-County		Surplus Dec. 31,	168,504.80
EXPENDITURES TOTAL	3,375,619.43	State Equalization Ratio		Total	1,156,993.37

1971/3000

0402

Population 1970 1,492
 Population 1972 1,495
 S & P Rating
 Moody Rating

General Tax Rate Per \$100. 10.21
 State Equalized Tax Rate 10.21

AUDUBON PARK BOROUGH — CAMDEN COUNTY
 Form of Government:
 Borough Council
 Number of Members on Governing Body 6

PER CAPITA:
 Gross Debt 13.38
 Net Debt
 Debt Service
 Total Tax Levy 101.37
 Municipal Expenditures 50.54

PER CENT:
 Gross Debt 1.38
 Net Debt
 Tax Levy Collected 100.00
 Tax Levy Cancelled, Abated or Adjusted

EXPENDITURES		REVENUES-REALIZED		1972 PROPERTY TAX	
GENERAL GOVERNMENT				STATE EQUALIZED TAX RATE 5.63	
Governing Body & Public Boards		1972 Property Taxes Collected 151,519.66		Local District School Taxes	83,489.75
Municipal Clerk		1972 Payments in Lieu of Taxes		Regional & Consolidated School Tax	
Financial Administration	2,765.00	Delinquent Tax & Lien Collections		School Taxes in Municipal Budget	
Assessment of Taxes	325.00	Business Personalty Replacement Taxes		County Taxes	15,205.16
Collection of Taxes	275.00	Taxes from Public Utilities		County Library Taxes	473.57
Planning, Housing & Development		Other Miscellaneous Tax Revenues		Local Municipal Purpose Taxes	52,373.00
Human Resources	150.00	State Aid Revenues		Veteran & Senior Citizen Taxes	
Elections	800.00	Federal Aid Revenues		Total Taxes for Rate Computation	151,541.88
General Administration (other)	7,325.00	State and Local Fiscal Assistance Act Utilized		Special District Taxes	
JUDICIARY		Sale of Acquired Property		Bank Stock Taxes	
Municipal Courts	2,100.00	Other Miscellaneous Revenues		Added and Omitted Taxes	
PUBLIC SAFETY		Other Revenues, Revenue Sharing Tax Effort		Total Taxes Levied - ABSTRACT	151,541.88
Fire Protection	4,500.00	Total		Total Taxes Billed	151,519.66
Police Protection	44,531.00	Prior Years Surplus Appropriated		1972 TAXES COLLECTED	151,519.66
Civil Defense & Disaster Control	50.00	REVENUES TOTAL		1972 Taxes Cancelled, Abated or Adjusted	
Environmental Inspection & Control		CAPITAL OUTLAY TOTAL		Transfer to Tax Title Liens or Foreclosed	
Other Public Safety				Balance Outstanding Dec. 31, 1972	
PUBLIC WORKS				PRIOR YEARS TAXES OUTSTANDING	
Streets and Drainage	400.00	Public Enterprises		Balance January 1, 1972	
Sewers and Sewage Processing		Recreation—Culture		Collected in 1972	
Garbage and Trash Disposal		Public Works		Cancelled, Abated or Adjusted 1972	
Public Buildings and Grounds		Buildings and Grounds		Transfers to Tax Title Liens or Foreclosed	
Other Public Works		Library and Education		Balance December 31, 1972	
HEALTH and WELFARE		Conservation		TAX TITLE LIENS OUTSTANDING	
Health Services Except Environmental	1,170.00	All Other		Balance January 1, 1972	
Welfare-Public Assistance	700.00	CAPITAL DEBT AUTHORIZED, DECEMBER 31, 1972		Transfers From Taxes	
Hospitals, Clinics, First Aid		ISSUED AND UNISSUED GROSS DEBT NET DEBT		Redeemed in 1972	
Animal, Insect, & Rodent Control	360.00	School 20,000		Cancelled, Abated or Adjusted (1972)	
Other Welfare Services		Self-liquidating		Transfers to Foreclosed Property	
RECREATION and CONSERVATION		Other		Balance December 31, 1972	
Beaches and Boardwalks		Total 20,000		PROPERTY ACQUIRED BY DEED OR	
Parks, Playgrounds, Shade Trees	300.00	ISSUED AND OUTSTANDING		FORECLOSURE	
Land Reclamation & Conservation	1,361.79	School		Balance January 1, 1972	
Other Recreational Services	500.00	Self-Liquidating		Transfers From Taxes or Liens	
EDUCATION (excluding schools)		Other		Sale for Cash (1972)	
Libraries	1,000.00	Total		Cancelled, Abated or Adjusted (1972)	
Other Educational Services		EQUALIZED VALUATION BASIS		Balance December 31, 1972	
STATUTORY EXPENDITURES		FOR NET DEBT COMPUTATION		CURRENT FINANCES DECEMBER 31, 1972	
Pensions & F. I. C. A.	4,880.43	REAL PROPERTY VALUATIONS		ASSETS	
Employee Fringe Benefits	1,400.00	Code Class # of Parcels % VAL'N		Cash Dec. 31, 1972	38,292.66
Other Statutory Expenditures		ASSESSED VALUATION		Taxes Receivable	
MUNICIPAL FUNCTIONS		1 Vacant Land		Tax Title Liens	
CAPITAL IMPROVEMENTS		2 Residential		Foreclosed Property	
DEBT SERVICE		3 Farm		Emergencies & Other Deferred Charges	5,100.00
Principal Payments		4a Commercial 1		State Aid Receivable	
Interest Payments		4b Industrial		Other Receivables	
DEFERRED CHARGES		4c Apartments 1		Total	43,392.66
SCHOOL, COUNTY, SPECIAL DISTRICT TAXES	268.57	Total		LIABILITIES, RESERVES, AND SURPLUS	
RESERVE FOR UNCOLLECTED TAXES	99,168.88	Land Area .15 Sq. Miles		Cash Liabilities	26,591.80
EMERGENCY EMPLOYMENT ACT OF 1971		Net Valuation Taxable-Municipal		Reserves for Receivables	
EXPENDITURES TOTAL	174,730.67	Net Valuation Taxable-County		Surplus Dec. 31,	16,400.86
		State Equalization Ratio		Total	43,392.66

0501

Population 1970 1,283
 Population 1972 1,660
 S & P Rating BBB
 Moody Rating

General Tax Rate Per \$100. 2.31
 State Equalized Tax Rate 2.00

AVALON BOROUGH- CAPE MAY COUNTY
Form of Government:
Commission (1911)
Number of Members on Governing Body 3

PER CAPITA:
 Gross Debt 1,780.23
 Net Debt 1,271.20
 Debt Service 86.69
 Total Tax Levy 1,302.02
 Municipal Expenditures 1,139.85

PER CENT:
 Gross Debt 3.34
 Net Debt 2.39
 Tax Levy Collected 94.82
 Tax Levy Cancelled, Abated or Adjusted .13

EXPENDITURES		REVENUES-REALIZED		1972 PROPERTY TAX	
GENERAL GOVERNMENT				STATE EQUALIZED TAX RATE	
Governing Body & Public Boards		1972 Property Taxes Collected	2,046,858.42	Local District School Taxes	.33 337,584.00
Municipal Clerk		1972 Payments in Lieu of Taxes	84,159.89	Regional & Consolidated School Tax	
Financial Administration	12,484.55	Delinquent Tax & Lien Collections	13,020.40	School Taxes in Municipal Budget	
Assessment of Taxes	30,693.85	Business Personalty Replacement Taxes	92,093.31	County Taxes	.47 451,199.83
Collection of Taxes	2,922.54	Taxes from Public Utilities	9,630.90	County Library Taxes	.02 18,423.74
Planning, Housing & Development		Other Miscellaneous Tax Revenues		Local Municipal Purpose Taxes	1.17 1,215,082.74
Human Resources	600.00	State Aid Revenues		Veteran & Senior Citizen Taxes	.01 12,440.00
Elections	214,336.36	Federal Aid Revenues		Total Taxes for Rate Computation	2.00 2,074,730.31
General Administration (other)		State and Local Fiscal Assistance Act Utilized	181,410.00	Special District Taxes	
JUDICIARY	6,168.11	Sale of Acquired Property	391,279.78	Bank Stock Taxes	1,917.26
Municipal Courts		Other Miscellaneous Revenues	58,546.66	Added and Omitted Taxes	97,150.51
PUBLIC SAFETY		Other Revenues, Revenue Sharing Tax Effort	2,876,999.36	Total Taxes Levied - ABSTRACT	2,161,358.08
Fire Protection	35,455.53	Total	3,355,999.36	Total Taxes Billed	2,158,776.17
Police Protection	155,065.50	Prior Years Surplus Appropriated	86,750.25	1972 TAXES COLLECTED	2,046,858.42
Civil Defense & Disaster Control	27,886.14	REVENUES		1972 Taxes Cancelled, Abated or Adjusted	2,873.14
Environmental Inspection & Control		CAPITAL OUTLAY		Transfer to Tax Title Liens or Foreclosed	610.50
Other Public Safety		TOTAL		Balance Outstanding Dec. 31, 1972	111,917.75
PUBLIC WORKS				PRIOR YEARS TAXES OUTSTANDING	
Streets and Drainage	221,680.44	Public Enterprises		Balance January 1, 1972	90,346.80
Sewers and Sewage Processing	172,436.00	Recreation—Culture	4,778.58	Collected in 1972	84,146.79
Garbage and Trash Disposal	53,250.00	Public Works	81,381.67	Cancelled, Abated or Adjusted 1972	266.68
Public Buildings and Grounds	89,282.91	Buildings and Grounds	590.00	Transfers to Tax Title Liens or Foreclosed	
Other Public Works	15,000.00	Library and Education		Balance December 31, 1972	5,933.33
HEALTH and WELFARE		Conservation		TAX TITLE LIENS OUTSTANDING	
Health Services Except Environmental	1,528.87	All Other		Balance January 1, 1972	36,150.84
Welfare-Public Assistance	594.26	CAPITAL DEBT AUTHORIZED, DECEMBER 31, 1972		Transfers From Taxes	610.50
Hospitals, Clinics, First Aid	600.00	ISSUED AND UNISSUED		Redeemed in 1972	13.10
Animal, Insect, & Rodent Control	7,547.78	GROSS DEBT		Cancelled, Abated or Adjusted (1972)	
Other Welfare Services		School	296,000	Transfers to Foreclosed Property	
RECREATION and CONSERVATION		Self-liquidating	549,000	Balance December 31, 1972	36,748.24
Beaches and Boardwalks	160,061.79	Other	2,110,187	PROPERTY ACQUIRED BY DEED OR	
Parks, Playgrounds, Shade Trees	22,553.84	Total	2,955,187	FORECLOSURE	
Land Reclamation & Conservation	16,079.16	ISSUED AND OUTSTANDING		Balance January 1, 1972	362,087.12
Other Recreational Services		School	256,000.00	Transfers From Taxes or Liens	
EDUCATION (excluding schools)		Self-Liquidating	400,000.00	Sale for Cash (1972)	
Libraries	3,425.12	Other	1,188,000.00	Cancelled, Abated or Adjusted (1972)	111,000.00
Other Educational Services		Total	1,884,000.00	Balance December 31, 1972	251,087.12
STATUTORY EXPENDITURES		EQUALIZED VALUATION BASIS		CURRENT FINANCES DECEMBER 31, 1972	
Pensions & F. I. C. A.	50,181.14	FOR NET DEBT COMPUTATION	88,401,133.33	ASSETS	
Employee Fringe Benefits	34,462.25	REAL PROPERTY VALUATIONS		Cash Dec. 31, 1972	830,755.55
Other Statutory Expenditures		Code Class # of Parcels % VAL'N		Taxes Receivable	117,851.08
MUNICIPAL FUNCTIONS		1 Vacant Land 1465 13.68	12,242,400.00	Tax Title Liens	36,748.24
CAPITAL IMPROVEMENTS		2 Residential 2538 76.19	68,152,950.00	Foreclosed Property	251,087.12
DEBT SERVICE		3 Farm		Emergencies & Other Deferred Charges	39,100.00
Principal Payments	78,000.00	4a Commercial 53 5.38	8,394,600.00	State Aid Receivable	26,814.38
Interest Payments	65,905.75	4b Industrial		Other Receivables	1,340,157.78
DEFERRED CHARGES		4c Apartments 10 .75	672,100.00	Total	2,642,514.15
SCHOOL, COUNTY, SPECIAL DISTRICT TAXES	204,633.86	4106 Total	89,502,050.00	LIABILITIES, RESERVES, AND SURPLUS	
RESERVE FOR UNCOLLECTED TAXES	847,207.57	Land Area 5.02 Sq. Miles		Cash Liabilities	434,356.49
EMERGENCY EMPLOYMENT ACT OF 1971	124,005.00	Net Valuation Taxable-Municipal	90,109,535.00	Reserves for Receivables	1,745,844.22
EXPENDITURES		Net Valuation Taxable-County	92,143,697.00	Surplus Dec. 31,	462,273.44
TOTAL	2,735,356.32	State Equalization Ratio	86.88	Total	2,642,514.15

1305

Population 1970 2,163
 Population 1972 2,230
 S & P Rating
 Moody Rating

General Tax Rate Per \$100. 3.52
 State Equalized Tax Rate 2.75

AVON BY THE SEA BOROUGH — MONMOUTH COUNTY

Form of Government:
 Commission (1911)
 Number of Members on Governing Body 3

PER CAPITA:
 Gross Debt 222.15
 Net Debt 175.63
 Debt Service 20.51
 Total Tax Levy 390.41
 Municipal Expenditures 280.04

PER CENT:
 Gross Debt 1.73
 Net Debt 1.40
 Tax Levy Collected 95.67
 Tax Levy Cancelled, Abated or Adjusted .08

EXPENDITURES		REVENUES-REALIZED		1972 PROPERTY TAX	
GENERAL GOVERNMENT				STATE EQUALIZED TAX RATE 1.12	
Governing Body & Public Boards		1972 Property Taxes Collected		Local District School Taxes	352,237.50
Municipal Clerk		1972 Payments in Lieu of Taxes		Regional & Consolidated School Tax	
Financial Administration	15,684.66	Delinquent Tax & Lien Collections		School Taxes in Municipal Budget	
Assessment of Taxes	2,758.00	Business Personalty Replacement Taxes		County Taxes	193,530.87
Collection of Taxes	5,777.85	Taxes from Public Utilities		County Library Taxes	
Planning, Housing & Development	1,500.00	Other Miscellaneous Tax Revenues		Local Municipal Purpose Taxes	320,845.55
Human Resources		State Aid Revenues		Veteran & Senior Citizen Taxes	15,350.00
Elections	1,000.00	Federal Aid Revenues		Total Taxes for Rate Computation	881,963.56
General Administration (other)	53,171.00	State and Local Fiscal Assistance Act Utilized		Special District Taxes	
JUDICIARY		Sale of Acquired Property		Bank Stock Taxes	1,654.41
Municipal Courts	3,500.00	Other Miscellaneous Revenues		Added and Omitted Taxes	2,338.94
PUBLIC SAFETY		Other Revenues, Revenue Sharing Tax Effort		Total Taxes Levied - ABSTRACT	870,607.31
Fire Protection	5,500.00	Prior Years Surplus Appropriated		Total Taxes Billed	870,607.31
Police Protection	129,770.00	REVENUES TOTAL		1972 TAXES COLLECTED	822,892.05
Civil Defense & Disaster Control	500.00	CAPITAL OUTLAY TOTAL		1972 Taxes Cancelled, Abated or Adjusted	723.87
Environmental Inspection & Control	3,570.00			Transfer to Tax Title Liens or Foreclosed	7,623.77
Other Public Safety				Balance Outstanding Dec. 31, 1972	29,367.62
PUBLIC WORKS				PRIOR YEARS TAXES OUTSTANDING	
Streets and Drainage	67,545.00			Balance January 1, 1972	67,125.02
Sewers and Sewage Processing	18,035.00			Collected in 1972	46,267.82
Garbage and Trash Disposal	11,820.00			Cancelled, Abated or Adjusted 1972	2,849.15
Public Buildings and Grounds	26,177.00			Transfers to Tax Title Liens or Foreclosed	12,766.75
Other Public Works				Balance December 31, 1972	5,241.26
HEALTH and WELFARE				TAX TITLE LIENS OUTSTANDING	
Health Services Except Environmental	500.00			Balance January 1, 1972	1,230.58
Welfare-Public Assistance	2,250.00			Transfers From Taxes	22,437.61
Hospitals, Clinics, First Aid				Redeemed in 1972	
Animal, Insect, & Rodent Control	300.00			Cancelled, Abated or Adjusted (1972)	
Other Welfare Services				Transfers to Foreclosed Property	
RECREATION and CONSERVATION				Balance December 31, 1972	23,668.15
Beaches and Boardwalks	49,624.00			PROPERTY ACQUIRED BY DEED OR FORECLOSURE	
Parks, Playgrounds, Shade Trees	2,060.00			Balance January 1, 1972	3,875.00
Land Reclamation & Conservation				Transfers From Taxes or Liens	
Other Recreational Services	1,200.00			Sale for Cash (1972)	
EDUCATION (excluding schools)				Cancelled, Abated or Adjusted (1972)	
Libraries	14,200.00			Balance December 31, 1972	3,875.00
Other Educational Services				CURRENT FINANCES DECEMBER 31, 1972	
STATUTORY EXPENDITURES				ASSETS	
Pensions & F. I. C. A.	28,392.00			Cash Dec. 31, 1972	341,685.05
Employee Fringe Benefits	8,600.00			Taxes Receivable	34,608.88
Other Statutory Expenditures				Tax Title Liens	23,668.15
MUNICIPAL FUNCTIONS TOTAL	458,274.71			Foreclosed Property	3,875.00
CAPITAL IMPROVEMENTS *MEMO*	25,200.00			Emergencies & Other Deferred Charges	8,155.71
DEBT SERVICE				State Aid Receivable	6,000.00
Principal Payments	33,000.00			Other Receivables	63,953.56
Interest Payments	12,737.32			Total	481,950.79
DEFERRED CHARGES	5,140.36			LIABILITIES, RESERVES, AND SURPLUS	
SCHOOL, COUNTY, SPECIAL DISTRICT TAXES	545,768.37			Cash Liabilities	229,571.35
RESERVE FOR UNCOLLECTED TAXES	73,930.32			Reserves for Receivables	126,106.03
EMERGENCY EMPLOYMENT ACT OF 1971	37,255.62			Surplus Dec. 31,	126,273.37
EXPENDITURES TOTAL	1,170,250.70			Total	481,950.79

1501

Population 1970 554
 Population 1972 615
 S & P Rating
 Moody Rating

General Tax Rate Per \$100. 1.69
 State Equalized Tax Rate 1.63

BARNEGAT LIGHT BOROUGH — OCEAN COUNTY
Form of Government:
Borough Council
Number of Members on Governing Body 6

PER CAPITA:
 Gross Debt 1,145.57
 Net Debt 440.57
 Debt Service 19.46
 Total Tax Levy 817.93
 Municipal Expenditures 520.98

PER CENT:
 Gross Debt 2.84
 Net Debt 1.09
 Tax Levy Collected 92.68
 Tax Levy Cancelled, Abated or Adjusted

EXPENDITURES		REVENUES-REALIZED		1972 PROPERTY TAX	
GENERAL GOVERNMENT				STATE EQUALIZED TAX RATE	
Governing Body & Public Boards		1972 Property Taxes Collected	466,220.08	Local District School Taxes .26	75,022.77
Municipal Clerk		1972 Payments in Lieu of Taxes		Regional & Consolidated School Tax .43	132,692.01
Financial Administration	3,350.00	Delinquent Tax & Lien Collections	24,347.11	School Taxes in Municipal Budget	
Assessment of Taxes	6,300.00	Business Personalty Replacement Taxes	3,058.09	County Taxes	127,296.03
Collection of Taxes	7,400.00	Taxes from Public Utilities	19,771.51	County Library Taxes	5,391.18
Planning, Housing & Development	2,300.00	Other Miscellaneous Tax Revenues		Local Municipal Purpose Taxes	152,104.10
Human Resources		State Aid Revenues	4,527.69	Veteran & Senior Citizen Taxes	5,250.00
Elections		Federal Aid Revenues		Total Taxes for Rate Computation	501,756.09
General Administration (other)	44,531.92	State and Local Fiscal Assistance Act Utilized		Special District Taxes	
JUDICIARY		Sale of Acquired Property		Bank Stock Taxes	395.90
Municipal Courts	4,250.00	Other Miscellaneous Revenues	42,736.08	Added and Omitted Taxes	6,125.60
PUBLIC SAFETY		Other Revenues, Revenue Sharing Tax Effort	15,474.57	Total Taxes Levied - ABSTRACT	503,027.59
Fire Protection	4,000.00	Total	576,135.13	Total Taxes Billed	503,027.59
Police Protection	28,450.00	Prior Years Surplus Appropriated	55,500.00	1972 TAXES COLLECTED	466,220.08
Civil Defense & Disaster Control	1,000.00	REVENUES TOTAL	671,635.13	1972 Taxes Cancelled, Abated or Adjusted	
Environmental Inspection & Control	3,800.00	CAPITAL OUTLAY TOTAL	167,592.65	Transfer to Tax Title Liens or Foreclosed	
Other Public Safety				Balance Outstanding Dec. 31, 1972	36,807.51
PUBLIC WORKS				PRIOR YEARS TAXES OUTSTANDING	
Streets and Drainage	48,145.90	Public Enterprises		Balance January 1, 1972	29,583.41
Sewers and Sewage Processing		Recreation—Culture		Collected in 1972	24,347.11
Garbage and Trash Disposal	28,000.00	Public Works		Cancelled, Abated or Adjusted 1972	
Public Buildings and Grounds	7,429.24	Buildings and Grounds	167,592.65	Transfers to Tax Title Liens or Foreclosed	
Other Public Works		Library and Education		Balance December 31, 1972	5,636.30
HEALTH and WELFARE		Conservation		TAX TITLE LIENS OUTSTANDING	
Health Services Except Environmental	1,500.00	All Other		Balance January 1, 1972	2,682.75
Welfare-Public Assistance	300.00	CAPITAL DEBT AUTHORIZED, DECEMBER 31, 1972		Transfers From Taxes	
Hospitals, Clinics, First Aid	1,800.00	ISSUED AND UNISSUED		Redeemed in 1972	
Animal, Insect, & Rodent Control	1,801.43	GROSS DEBT		Cancelled, Abated or Adjusted (1972)	
Other Welfare Services		School	314,789	Transfers to Foreclosed Property	
RECREATION and CONSERVATION		Self-liquidating	121,000	Balance December 31, 1972	2,682.79
Beaches and Boardwalks	46,771.51	Other	271,195	PROPERTY ACQUIRED BY DEED OR	
Parks, Playgrounds, Shade Trees	6,000.00	Total	706,985	FORECLOSURE	
Land Reclamation & Conservation		ISSUED AND OUTSTANDING		Balance January 1, 1972	2,700.00
Other Recreational Services		School	314,789.81	Transfers From Taxes or Liens	
EDUCATION (excluding schools)		Self-Liquidating	70,000.00	Sale for Cash (1972)	
Libraries	100.00	Other	180,000.00	Cancelled, Abated or Adjusted (1972)	
Other Educational Services		Total	564,789.81	Balance December 31, 1972	2,700.00
STATUTORY EXPENDITURES		EQUALIZED VALUATION BASIS		CURRENT FINANCES DECEMBER 31, 1972	
Pensions & F. I. C. A.	6,500.00	FOR NET DEBT COMPUTATION	24,931,845.00	ASSETS	
Employee Fringe Benefits		REAL PROPERTY VALUATIONS		Cash Dec. 31, 1972	296,620.67
Other Statutory Expenditures		Code Class # of Parcels % VAL'N		Taxes Receivable	42,443.81
MUNICIPAL FUNCTIONS TOTAL	254,130.00	1 Vacant Land 220 12.48	3,710,000.00	Tax Title Liens	2,682.79
CAPITAL IMPROVEMENTS *MEMO*	18,500.00	2 Residential 779 78.48	23,228,400.00	Foreclosed Property	2,700.00
DEBT SERVICE		3 Farm		Emergencies & Other Deferred Charges	7,200.00
Principal Payments	10,000.00	4a Commercial 40 7.77	2,309,100.00	State Aid Receivable	2,402.00
Interest Payments	1,970.00	4b Industrial		Other Receivables	25,783.79
		4c Apartments 5 1.27	378,200.00	Total	379,833.06
		1044 Total	29,725,700.00	LIABILITIES, RESERVES, AND SURPLUS	
DEFERRED CHARGES	17,400.00	Land Area .70 Sq. Miles		Cash Liabilities	165,795.64
SCHOOL, COUNTY, SPECIAL DISTRICT TAXES	344,401.99	Net Valuation Taxable-Municipal	29,819,999.00	Reserves for Receivables	73,610.39
RESERVE FOR UNCOLLECTED TAXES	36,900.00	Net Valuation Taxable-County	25,361,634.00	Surplus Dec. 31,	140,427.03
EMERGENCY EMPLOYMENT ACT OF 1971		State Equalization Ratio	96.61	Total	379,833.06
EXPENDITURES TOTAL	664,801.99				

0403

Population 1970 8,409
 Population 1972 9,570
 S & P Rating
 Moody Rating

General Tax Rate Per \$100. 5.12
 State Equalized Tax Rate 3.34

BARRINGTON BOROUGH – CAMDEN COUNTY
Form of Government:
Borough Council
Number of Members on Governing Body 6

PER CAPITA:
 Gross Debt 95.91
 Net Debt 37.80
 Debt Service 2.81
 Total Tax Levy 234.41
 Municipal Expenditures 90.88

PER CENT:
 Gross Debt 1.52
 Net Debt .60
 Tax Levy Collected 97.92
 Tax Levy Cancelled, Abated or Adjusted .20

EXPENDITURES		REVENUES-REALIZED		1972 PROPERTY TAX	
GENERAL GOVERNMENT				STATE EQUALIZED TAX RATE 1.93	
Governing Body & Public Boards		1972 Property Taxes Collected	1,567,164.90	Local District School Taxes	1,184,802.00
Municipal Clerk		1972 Payments in Lieu of Taxes	4,304.04	Regional & Consolidated School Tax	
Financial Administration	9,041.00	Delinquent Tax & Lien Collections	42,230.04	School Taxes in Municipal Budget	
Assessment of Taxes	48,475.54	Business Personalty Replacement Taxes	195,299.54	County Taxes	581,276.47
Collection of Taxes	8,169.13	Taxes from Public Utilities	113,150.87	County Library Taxes	18,160.90
Planning, Housing & Development	8,734.00	Other Miscellaneous Tax Revenues		Local Municipal Purpose Taxes	216,166.00
Human Resources		State Aid Revenues	37,503.15	Veteran & Senior Citizen Taxes	50,950.00
Elections		Federal Aid Revenues		Total Taxes for Rate Computation	2,051,285.37
General Administration (other)	73,654.71	State and Local Fiscal Assistance Act Utilized		Special District Taxes	
JUDICIARY		Sale of Acquired Property		Bank Stock Taxes	1,570.42
Municipal Courts	4,288.00	Other Miscellaneous Revenues	12,744.53	Added and Omitted Taxes	6,564.67
PUBLIC SAFETY		Other Revenues, Revenue Sharing Tax Effort	22,791.35	Total Taxes Levied - ABSTRACT	2,008,870.46
Fire Protection	16,327.00	Total	2,399,188.42	Total Taxes Billed	2,008,870.46
Police Protection	181,541.78	Prior Years Surplus Appropriated	130,000.00	1972 TAXES COLLECTED	1,567,164.90
Civil Defense & Disaster Control	464.00	REVENUES TOTAL	2,529,188.42	1972 Taxes Cancelled, Abated or Adjusted	3,974.40
Environmental Inspection & Control	5,521.40			Transfer to Tax Title Liens or Foreclosed	
Other Public Safety				Balance Outstanding Dec. 31, 1972	37,731.16
PUBLIC WORKS		CAPITAL OUTLAY TOTAL	57,055.00	PRIOR YEARS TAXES OUTSTANDING	
Streets and Drainage	175,566.15	Public Enterprises		Balance January 1, 1972	54,230.63
Sewers and Sewage Processing		Recreation—Culture		Collected in 1972	28,636.40
Garbage and Trash Disposal	37,161.72	Public Works	57,055.00	Cancelled, Abated or Adjusted 1972	
Public Buildings and Grounds	10,992.84	Buildings and Grounds		Transfers to Tax Title Liens or Foreclosed	
Other Public Works		Library and Education		Balance December 31, 1972	15,594.23
HEALTH and WELFARE		Conservation		TAX TITLE LIENS OUTSTANDING	
Health Services Except Environmental	2,222.28	All Other		Balance January 1, 1972	5,072.48
Welfare-Public Assistance	2,210.60			Transfers From Taxes	
Hospitals, Clinics, First Aid				Redeemed in 1972	3,593.64
Animal, Insect, & Rodent Control				Cancelled, Abated or Adjusted (1972)	
Other Welfare Services				Transfers to Foreclosed Property	
RECREATION and CONSERVATION				Balance December 31, 1972	1,478.84
Beaches and Boardwalks				PROPERTY ACQUIRED BY DEED OR FORECLOSURE	
Parks, Playgrounds, Shade Trees	18,050.47			Balance January 1, 1972	3,342.00
Land Reclamation & Conservation				Transfers From Taxes or Liens	
Other Recreational Services	7,055.67			Sale for Cash (1972)	
EDUCATION (excluding schools)				Cancelled, Abated or Adjusted (1972)	
Libraries	5,044.33			Balance December 31, 1972	3,342.00
Other Educational Services				CURRENT FINANCES DECEMBER 31, 1972	
STATUTORY EXPENDITURES				ASSETS	
Pensions & F. I. C. A.	34,582.30			Cash Dec. 31, 1972	218,604.25
Employee Fringe Benefits	11,000.00			Taxes Receivable	53,325.39
Other Statutory Expenditures				Tax Title Liens	1,478.84
MUNICIPAL FUNCTIONS TOTAL	661,102.56			Foreclosed Property	3,342.00
CAPITAL IMPROVEMENTS *MEMO*	16,000.00			Emergencies & Other Deferred Charges	35,650.00
DEBT SERVICE				State Aid Receivable	31,158.61
Principal Payments	15,845.00			Other Receivables	2,031.53
Interest Payments	4,227.00			Total	345,590.62
DEFERRED CHARGES	33,810.83			LIABILITIES, RESERVES, AND SURPLUS	
SCHOOL, COUNTY, SPECIAL DISTRICT TAXES	1,784,235.37			Cash Liabilities	150,764.48
RESERVE FOR UNCOLLECTED TAXES	55,840.05			Reserves for Receivables	60,177.76
EMERGENCY EMPLOYMENT ACT OF 1971				Surplus Dec. 31,	138,648.38
EXPENDITURES TOTAL	2,563,065.21			Total	345,590.62

0301

Population 1970 815
 Population 1972 960
 S & P Rating
 Moody Rating

General Tax Rate Per \$100. 4.13
 State Equalized Tax Rate 2.57

BASS RIVER TOWNSHIP — BURLINGTON COUNTY
 Form of Government:
 Commission (1911)
 Number of Members on Governing Body 3

PER CAPITA:
 Gross Debt 249.48
 Net Debt 25.52
 Debt Service
 Total Tax Levy 350.67
 Municipal Expenditures 184.54

PER CENT:
 Gross Debt 2.39
 Net Debt .24
 Tax Levy Collected 82.60
 Tax Levy Cancelled, Abated or Adjusted .14

EXPENDITURES		REVENUES-REALIZED		1972 PROPERTY TAX	
GENERAL GOVERNMENT		1972 Property Taxes Collected		STATE EQUALIZED TAX RATE	
Governing Body & Public Boards			278,062.13	Local District School Taxes	1.84
Municipal Clerk				Regional & Consolidated School Tax	
Financial Administration	3,295.00	1972 Payments in Lieu of Taxes	72,100.48	School Taxes in Municipal Budget	
Assessment of Taxes	20,535.00	Delinquent Tax & Lien Collections	18,312.97	County Taxes	.63
Collection of Taxes	3,635.00	Business Personalty Replacement Taxes	27,287.12	County Library Taxes	.03
Planning, Housing & Development	160.00	Taxes from Public Utilities	1,037.13	Local Municipal Purpose Taxes	.08
Human Resources		Other Miscellaneous Tax Revenues	6,104.22	Veteran & Senior Citizen Taxes	2.56
Elections		State Aid Revenues		Total Taxes for Rate Computation	
General Administration (other)	13,905.00	Federal Aid Revenues		Special District Taxes	
JUDICIARY		State and Local Fiscal Assistance Act Utilized		Bank Stock Taxes	68.02
Municipal Courts	1,320.00	Sale of Acquired Property	41,246.90	Added and Omitted Taxes	11,054.97
PUBLIC SAFETY		Other Miscellaneous Revenues	14,796.70	Total Taxes Levied - ABSTRACT	326,643.45
Fire Protection	3,700.00	Other Revenues, Revenue Sharing Tax Effort	458,948.65	Total Taxes Billed	326,643.45
Police Protection	800.00	Total	53,000.00	1972 TAXES COLLECTED	278,062.13
Civil Defense & Disaster Control	200.00	Prior Years Surplus Appropriated		1972 Taxes Cancelled, Abated or Adjusted	486.18
Environmental Inspection & Control	1,300.00	REVENUES	511,948.65	Transfer to Tax Title Liens or Foreclosed	593.35
Other Public Safety		TOTAL	273.68	Balance Outstanding Dec. 31, 1972	57,101.79
PUBLIC WORKS		CAPITAL OUTLAY		PRIOR YEARS TAXES OUTSTANDING	
Streets and Drainage	14,900.00	Public Enterprises		Balance January 1, 1972	51,791.56
Sewers and Sewage Processing		Recreation—Culture		Collected in 1972	45,655.79
Garbage and Trash Disposal	4,515.00	Public Works	273.68	Cancelled, Abated or Adjusted 1972	
Public Buildings and Grounds	200.00	Buildings and Grounds		Transfers to Tax Title Liens or Foreclosed	45.60
Other Public Works		Library and Education		Balance December 31, 1972	6,050.17
HEALTH and WELFARE		Conservation		TAX TITLE LIENS OUTSTANDING	
Health Services Except Environmental	50.00	All Other		Balance January 1, 1972	33,462.50
Welfare-Public Assistance	230.00	CAPITAL DEBT AUTHORIZED, DECEMBER 31, 1972		Transfers From Taxes	1,080.18
Hospitals, Clinics, First Aid		ISSUED AND UNISSUED		Redeemed in 1972	26,404.69
Animal, Insect, & Rodent Control	60.00	School	215,000	Cancelled, Abated or Adjusted (1972)	
Other Welfare Services		Self-liquidating	24,500	Transfers to Foreclosed Property	
RECREATION and CONSERVATION		Other	239,500	Balance December 31, 1972	8,137.99
Beaches and Boardwalks		Total	24,500	PROPERTY ACQUIRED BY DEED OR	
Parks, Playgrounds, Shade Trees				FORECLOSURE	
Land Reclamation & Conservation		ISSUED AND OUTSTANDING		Balance January 1, 1972	
Other Recreational Services		School	215,000.00	Transfers From Taxes or Liens	
EDUCATION (excluding schools)		Self-Liquidating		Sale for Cash (1972)	
Libraries		Other		Cancelled, Abated or Adjusted (1972)	
Other Educational Services	14,000.00	Total	215,000.00	Balance December 31, 1972	
STATUTORY EXPENDITURES		EQUALIZED VALUATION BASIS		CURRENT FINANCES DECEMBER 31, 1972	
Pensions & F. I. C. A.	3,900.00	FOR NET DEBT COMPUTATION	10,013,184.00	ASSETS	
Employee Fringe Benefits		REAL PROPERTY VALUATIONS		Cash Dec. 31, 1972	235,519.40
Other Statutory Expenditures		Code Class # of Parcels % VAL'N		Taxes Receivable	63,151.96
MUNICIPAL FUNCTIONS		1 Vacant Land 877 33.29	2,595,350.00	Tax Title Liens	8,137.99
CAPITAL IMPROVEMENTS	*MEMO*	2 Residential 415 49.15	3,831,695.00	Foreclosed Property	
DEBT SERVICE		3 Farm 58 5.54	431,715.00	Emergencies & Other Deferred Charges	13,823.68
Principal Payments		4a Commercial 47 12.02	537,100.00	State Aid Receivable	13.14
Interest Payments		4b Industrial		Other Receivables	25,181.36
DEFERRED CHARGES	1,450.00	4c Apartments		Total	349,827.53
SCHOOL, COUNTY, SPECIAL DISTRICT TAXES	325,520.46	1401 Total	7,795,860.00	LIABILITIES, RESERVES, AND SURPLUS	
RESERVE FOR UNCOLLECTED TAXES	89,000.00	Land Area 77.35 Sq. Miles		Cash Liabilities	165,681.39
EMERGENCY EMPLOYMENT ACT OF 1971		Net Valuation Taxable-Municipal	8,123,559.00	Reserves for Receivables	100,471.31
EXPENDITURES		Net Valuation Taxable-County	13,111,972.00	Surplus Dec. 31,	75,674.83
TOTAL	502,675.46	State Equalization Ratio	62.25	Total	249,827.53

1502

Population 1970 1,083
 Population 1972 1,090
 S & P Rating
 Moody Rating

General Tax Rate Per \$100. 1.93
 State Equalized Tax Rate 1.89

BAY HEAD BOROUGH — OCEAN COUNTY

Form of Government:
 Borough Council
 Number of Members on Governing Body 6

PER CAPITA:
 Gross Debt 330.83
 Net Debt 206.98
 Debt Service 27.23
 Total Tax Levy 707.12
 Municipal Expenditures 363.99
 PER CENT:
 Gross Debt .97
 Net Debt .61
 Tax Levy Collected 95.25
 Tax Levy Cancelled, Abated or Adjusted .08

EXPENDITURES		REVENUES-REALIZED		1972 PROPERTY TAX	
GENERAL GOVERNMENT				STATE EQUALIZED TAX RATE .81	
Governing Body & Public Boards		1972 Property Taxes Collected	734,116.15	Local District School Taxes	333,770.00
Municipal Clerk		1972 Payments in Lieu of Taxes		Regional & Consolidated School Tax	
Financial Administration		Delinquent Tax & Lien Collections	29,859.28	School Taxes in Municipal Budget	
Assessment of Taxes	2,675.00	Business Personalty Replacement Taxes	4,677.79	County Taxes	151,247.58
Collection of Taxes	5,580.00	Taxes from Public Utilities	38,594.23	County Library Taxes	8,098.75
Planning, Housing & Development		Other Miscellaneous Tax Revenues		Local Municipal Purpose Taxes	234,137.35
Human Resources		State Aid Revenues	25,550.85	Veteran & Senior Citizen Taxes	8,280.00
Elections	450.00	Federal Aid Revenues		Total Taxes for Rate Computation	775,533.68
General Administration (other)	45,140.00	State and Local Fiscal Assistance Act Utilized		Special District Taxes	
JUDICIARY		Sale of Acquired Property		Bank Stock Taxes	1,862.65
Municipal Courts	6,450.00	Other Miscellaneous Revenues	40,361.50	Added and Omitted Taxes	1,640.51
PUBLIC SAFETY		Other Revenues, Revenue Sharing Tax Effort	6,415.15	Total Taxes Levied - ABSTRACT	770,756.84
Fire Protection	10,200.00	Total	879,575.05	Total Taxes Billed	770,756.84
Police Protection	77,250.00	Prior Years Surplus Appropriated	62,000.00	1972 TAXES COLLECTED	734,116.15
Civil Defense & Disaster Control	500.00	REVENUES TOTAL	541,575.05	1972 Taxes Cancelled, Abated or Adjusted	641.74
Environmental Inspection & Control	1,800.00	CAPITAL OUTLAY TOTAL	48,200.80	Transfer to Tax Title Liens or Foreclosed	6,382.51
Other Public Safety				Balance Outstanding Dec. 31, 1972	29,616.44
PUBLIC WORKS				PRIOR YEARS TAXES OUTSTANDING	
Streets and Drainage	42,035.00	Public Enterprises		Balance January 1, 1972	31,738.64
Sewers and Sewage Processing	37,500.00	Recreation—Culture		Collected in 1972	29,859.28
Garbage and Trash Disposal	37,400.00	Public Works	48,200.80	Cancelled, Abated or Adjusted 1972	
Public Buildings and Grounds	5,565.00	Buildings and Grounds		Transfers to Tax Title Liens or Foreclosed	1,754.37
Other Public Works	4,000.00	Library and Education		Balance December 31, 1972	124.99
HEALTH and WELFARE		Conservation		TAX TITLE LIENS OUTSTANDING	
Health Services Except Environmental	425.00	All Other		Balance January 1, 1972	1,608.21
Welfare-Public Assistance	100.00	CAPITAL DEBT AUTHORIZED, DECEMBER 31, 1972		Transfers From Taxes	8,352.63
Hospitals, Clinics, First Aid		ISSUED AND UNISSUED GROSS DEBT NET DEBT		Redeemed in 1972	
Animal, Insect, & Rodent Control	700.00	School 135,000		Cancelled, Abated or Adjusted (1972)	
Other Welfare Services		Self-liquidating 225,608	225,608	Transfers to Foreclosed Property	
RECREATION and CONSERVATION		Other 360,608	225,608	Balance December 31, 1972	9,560.84
Beaches and Boardwalks	1,000.00	Total		PROPERTY ACQUIRED BY DEED OR FORECLOSURE	
Parks, Playgrounds, Shade Trees	550.00	ISSUED AND OUTSTANDING		Balance January 1, 1972	
Land Reclamation & Conservation		School 135,000.00		Transfers From Taxes or Liens	
Other Recreational Services		Self-liquidating 152,000.00		Sale for Cash (1972)	
EDUCATION (excluding schools)		Other 287,000.00		Cancelled, Abated or Adjusted (1972)	
Libraries	655.00	Total		Balance December 31, 1972	
Other Educational Services		EQUALIZED VALUATION BASIS FOR NET DEBT COMPUTATION	37,174,392.67	CURRENT FINANCES DECEMBER 31, 1972	
STATUTORY EXPENDITURES		REAL PROPERTY VALUATIONS		ASSETS	
Pensions & F. I. C. A.	12,000.00	Code Class # of Parcels % VAL'N		Cash Dec. 31, 1972	333,752.73
Employee Fringe Benefits	1,600.00	1 Vacant Land 137 5.30	2,119,550.00	Taxes Receivable	29,741.43
Other Statutory Expenditures		2 Residential 814 86.84	34,760,175.00	Tax Title Liens	9,560.84
MUNICIPAL FUNCTIONS TOTAL	294,375.00	3 Farm		Foreclosed Property	
CAPITAL IMPROVEMENTS *MEMO*	19,365.00	4a Commercial 44 7.04	2,819,200.00	Emergencies & Other Deferred Charges	10,550.00
DEBT SERVICE		4b Industrial		State Aid Receivable	21,787.14
Principal Payments	26,000.00	4c Apartments 3 .82	327,500.00	Other Receivables	65,138.36
Interest Payments	3,680.00	558 Total	40,027,225.00	Total	470,930.50
DEFERRED CHARGES	18,300.00	Land Area .60 Sq. Miles		LIABILITIES, RESERVES, AND SURPLUS	
SCHOOL, COUNTY, SPECIAL DISTRICT TAXES	533,116.33	Net Valuation Taxable-Municipal	40,280,587.00	Cash Liabilities	286,226.64
RESERVE FOR UNCOLLECTED TAXES	54,395.00	Net Valuation Taxable-County	38,200,803.00	Reserves for Receivables	104,840.63
EMERGENCY EMPLOYMENT ACT OF 1971		State Equalization Ratio	98.27	Surplus Dec. 31,	79,863.23
EXPENDITURES TOTAL	929,666.33			Total	470,930.50

0901

Population 1970 **72,743**
 Population 1972 **73,465**
 S & P Rating **BBB**
 Moody Rating **BAA**

General Tax Rate Per \$100. **6.19**
 State Equalized Tax Rate **4.74**

BAYONNE CITY — HUDSON COUNTY

Form of Government:

Mayor-Council Plan C (OMCL50)

Number of Members on Governing Body 5

PER CAPITA:
 Gross Debt **259.82**
 Net Debt **175.43**
 Debt Service **10.66**
 Total Tax Levy **317.96**
 Municipal Expenditures **195.58**

PER CENT:
 Gross Debt **4.26**
 Net Debt **2.88**
 Tax Levy Collected **96.30**
 Tax Levy Cancelled, Abated or Adjusted **.12**

EXPENDITURES		REVENUES-REALIZED		1972 PROPERTY TAX	
GENERAL GOVERNMENT		1972 Property Taxes Collected		STATE EQUALIZED TAX RATE	
Governing Body & Public Boards	76,250.00	22,502,595.25		Local District School Taxes	1.82
Municipal Clerk	58,600.00	86,662.85		Regional & Consolidated School Tax	
Financial Administration	125,410.00	466,525.55		School Taxes in Municipal Budget	
Assessment of Taxes	68,155.00	2,004,921.28		County Taxes	1.38
Collection of Taxes	124,580.00	1,012,428.68		County Library Taxes	
Planning, Housing & Development	52,215.00	4,262.58		Local Municipal Purpose Taxes	1.48
Human Resources	51,500.00	502,401.20		Veteran & Senior Citizen Taxes	.05
Elections	13,500.00	244,109.20		Total Taxes for Rate Computation	4.73
General Administration (other)	687,102.67	292,622.39		Special District Taxes	
JUDICIARY		28,710,456.27		Bank Stock Taxes	28,626.58
Municipal Courts	82,215.00	590,000.00		Added and Omitted Taxes	299,250.56
PUBLIC SAFETY		29,700,456.27		Total Taxes Levied - ABSTRACT	23,259,104.22
Fire Protection	2,651,680.00	CAPITAL OUTLAY		Total Taxes Billed	23,268,257.50
Police Protection	2,722,343.00	TOTAL		1972 TAXES COLLECTED	22,502,595.25
Civil Defense & Disaster Control	32,580.00	805,606.56		1972 Taxes Cancelled, Abated or Adjusted	29,004.36
Environmental Inspection & Control	54,205.00	Public Enterprises		Transfer to Tax Title Liens or Foreclosed	80,429.03
Other Public Safety	104,325.00	Recreation—Culture		Balance Outstanding Dec. 31, 1972	756,228.86
PUBLIC WORKS		Public Works		PRIOR YEARS TAXES OUTSTANDING	
Streets and Drainage	660,805.00	Buildings and Grounds		Balance January 1, 1972	740,441.56
Sewers and Sewage Processing	66,250.00	Library and Education		Collected in 1972	381,557.12
Garbage and Trash Disposal	620,150.00	Conservation		Cancelled, Abated or Adjusted 1972	203,065.70
Public Buildings and Grounds	615,649.00	All Other		Transfers to Tax Title Liens or Foreclosed	10,554.99
Other Public Works		CAPITAL DEBT AUTHORIZED, DECEMBER 31, 1972		Balance December 31, 1972	144,863.78
HEALTH and WELFARE		ISSUED AND UNISSUED		TAX TITLE LIENS OUTSTANDING	
Health Services Except Environmental	174,629.35	SCHOOL		Balance January 1, 1972	205,568.72
Welfare—Public Assistance	150,265.00	Self-Liquidating		Transfers From Taxes	92,665.61
Hospitals, Clinics, First Aid	100,000.00	Other		Redeemed in 1972	84,568.43
Animal, Insect, & Rodent Control	3,580.00	Total		Cancelled, Abated or Adjusted (1972)	
Other Welfare Services	50,205.00	Total		Transfers to Foreclosed Property	22,584.87
RECREATION and CONSERVATION		ISSUED AND OUTSTANDING		Balance December 31, 1972	151,081.03
Beaches and Boardwalks		SCHOOL		PROPERTY ACQUIRED BY DEED OR	
Parks, Playgrounds, Shade Trees	385,450.00	Self-Liquidating		FORECLOSURE	
Land Reclamation & Conservation	101,250.00	Other		Balance January 1, 1972	7,214,585.50
Other Recreational Services	247,275.00	Total		Transfers From Taxes or Liens	22,584.87
EDUCATION (excluding schools)		EQUALIZED VALUATION BASIS		Sole for Cash (1972)	550,191.78
Libraries	421,000.00	FOR NET DEBT COMPUTATION		Cancelled, Abated or Adjusted (1972)	
Other Educational Services		REAL PROPERTY VALUATIONS		Balance December 31, 1972	6,686,578.59
STATUTORY EXPENDITURES		Code Class # of Parcels % VAL'N		CURRENT FINANCES DECEMBER 31, 1972	
Pensions & F. I. C. A.	1,385,440.37	1 Vacant Land 672 3.01		ASSETS	
Employee Fringe Benefits	210,000.00	2 Residential 9178 45.17		Cash Dec. 31, 1972	1,590,370.84
Other Statutory Expenditures		3 Farm		Taxes Receivable	501,092.64
MUNICIPAL FUNCTIONS		4a Commercial 1498 13.15		Tax Title Liens	191,081.03
CAPITAL IMPROVEMENTS	212,500.00	4b Industrial 125 32.12		Foreclosed Property	6,686,578.59
DEBT SERVICE		4c Apartments 394 6.56		Emergencies & Other Deferred Charges	175,785.37
Principal Payments	175,000.00	11867 Total		State Aid Receivable	181,774.69
Interest Payments	604,281.75	Land Area 5.39 Sq. Miles		Other Receivables	500,775.52
DEFERRED CHARGES		Net Valuation Taxable-Municipal		Total	10,627,858.68
SCHOOL, COUNTY, SPECIAL DISTRICT TAXES	242,167.50	376,611,685.00		LIABILITIES, RESERVES, AND SURPLUS	
RESERVE FOR UNCOLLECTED TAXES	15,735,065.82	492,372,378.00		Cash Liabilities	2,136,773.73
EMERGENCY EMPLOYMENT ACT OF 1971	826,486.37	State Equalization Ratio		Reserves for Receivables	8,275,927.78
EXPENDITURES	30,132,882.83	76.64		Surplus Dec. 31,	209,157.17
				Total	10,627,858.68

1503

Population 1970 1,488
 Population 1972 1,555
 S & P Rating
 Moody Rating

General Tax Rate Per \$100. 2.11
 State Equalized Tax Rate 2.01

BEACH HAVEN BOROUGH — OCEAN COUNTY

Form of Government:

Commission (1911)

Number of Members on Governing Body 3

PER CAPITA:

Gross Debt 558.82
 Net Debt 102.95
 Debt Service 8.52
 Total Tax Levy 740.81
 Municipal Expenditures 424.58

PER CENT:

Gross Debt 1.78
 Net Debt .33
 Tax Levy Collected 94.28
 Tax Levy Cancelled, Abated or Adjusted

EXPENDITURES		REVENUES-REALIZED		1972 PROPERTY TAX	
GENERAL GOVERNMENT				STATE EQUALIZED TAX RATE — .36	
Governing Body & Public Boards		1972 Property Taxes Collected		Local District School Taxes	204,361.50
Municipal Clerk		1972 Payments in Lieu of Taxes		Regional & Consolidated School Tax	265,395.65
Financial Administration	3,000.00	Delinquent Tax & Lien Collections		School Taxes in Municipal Budget	
Assessment of Taxes	8,600.00	Business Personalty Replacement Taxes		County Taxes	254,534.44
Collection of Taxes	14,625.00	Taxes from Public Utilities		County Library Taxes	
Planning, Housing & Development	2,000.00	Other Miscellaneous Tax Revenues		Local Municipal Purpose Taxes	411,803.52
Human Resources		State Aid Revenues		Veteran & Senior Citizen Taxes	15,920.00
Elections		Federal Aid Revenues		Total Taxes for Rate Computation	1,152,015.11
General Administration (other)	68,480.00	State and Local Fiscal Assistance Act Utilized		Special District Taxes	
JUDICIARY		Sale of Acquired Property		Bank Stock Taxes	4,596.48
Municipal Courts	7,100.00	Other Miscellaneous Revenues		Added and Omitted Taxes	11,265.75
PUBLIC SAFETY		Other Revenues, Revenue Sharing Tax Effort		Total Taxes Levied - ABSTRACT	1,151,957.34
Fire Protection	13,260.00	Prior Years Surplus Appropriated		Total Taxes Billed	1,151,957.34
Police Protection	122,600.00	REVENUES TOTAL		1972 TAXES COLLECTED	1,066,084.25
Civil Defense & Disaster Control	1,350.00	CAPITAL OUTLAY TOTAL		1972 Taxes Cancelled, Abated or Adjusted	
Environmental Inspection & Control	3,815.00			Transfer to Tax Title Liens or Foreclosed	1,454.43
Other Public Safety				Balance Outstanding Dec. 31, 1972	64,418.66
PUBLIC WORKS				PRIOR YEARS TAXES OUTSTANDING	
Streets and Drainage	57,100.00			Balance January 1, 1972	60,079.79
Sewers and Sewage Processing				Collected in 1972	58,729.16
Garbage and Trash Disposal	69,200.00			Cancelled, Abated or Adjusted 1972	14.30
Public Buildings and Grounds	16,050.00			Transfers to Tax Title Liens or Foreclosed	468.72
Other Public Works				Balance December 31, 1972	667.61
HEALTH and WELFARE				TAX TITLE LIENS OUTSTANDING	
Health Services Except Environmental	2,275.00			Balance January 1, 1972	3,856.94
Welfare-Public Assistance	375.00			Transfers From Taxes	2,006.32
Hospitals, Clinics, First Aid	2,000.00			Redeemed in 1972	
Animal, Insect, & Rodent Control	850.00			Cancelled, Abated or Adjusted (1972)	
Other Welfare Services				Transfers to Foreclosed Property	
RECREATION and CONSERVATION				Balance December 31, 1972	5,863.26
Beaches and Boardwalks	37,400.00			PROPERTY ACQUIRED BY DEED OR FORECLOSURE	
Parks, Playgrounds, Shade Trees	8,800.00			Balance January 1, 1972	24,705.00
Land Reclamation & Conservation				Transfers From Taxes or Liens	
Other Recreational Services	1,400.00			Sale for Cash (1972)	
EDUCATION (excluding schools)				Cancelled, Abated or Adjusted (1972)	
Libraries	14,000.00			Balance December 31, 1972	24,705.00
Other Educational Services				CURRENT FINANCES DECEMBER 31, 1972	
STATUTORY EXPENDITURES				ASSETS	
Pensions & F. I. C. A.	29,000.00			Cash Dec. 31, 1972	460,507.93
Employee Fringe Benefits	11,000.00			Taxes Receivable	65,286.27
Other Statutory Expenditures				Tax Title Liens	5,863.26
MUNICIPAL FUNCTIONS TOTAL	534,280.00			Foreclosed Property	24,705.00
CAPITAL IMPROVEMENTS *MEMO*	19,000.00			Emergencies & Other Deferred Charges	12,800.00
DEBT SERVICE				State Aid Receivable	22,295.49
Principal Payments	8,300.00			Other Receivables	82,595.58
Interest Payments	4,941.00			Total	674,453.53
DEFERRED CHARGES	9,970.00			LIABILITIES, RESERVES, AND SURPLUS	
SCHOOL, COUNTY, SPECIAL DISTRICT TAXES	724,251.59			Cash Liabilities	320,753.93
RESERVE FOR UNCOLLECTED TAXES	102,735.00			Reserves for Receivables	178,450.11
EMERGENCY EMPLOYMENT ACT OF 1971				Surplus Dec. 31,	175,249.49
EXPENDITURES TOTAL	1,384,517.59			Total	674,453.53

1971/3000

1504

Population 1970 4,390
 Population 1972 5,060
 S & P Rating
 Moody Rating

General Tax Rate Per \$100. 5.06
 State Equalized Tax Rate 3.08

BEACHWOOD BOROUGH — OCEAN COUNTY
Form of Government:
Borough Council
Number of Members on Governing Body 6

PER CAPITA: 414.09
 Gross Debt 94.40
 Net Debt 2.98
 Debt Service 256.15
 Total Tax Levy 133.45
 Municipal Expenditures

PER CENT: 6.29
 Gross Debt 1.43
 Net Debt 91.56
 Tax Levy Collected
 Tax Levy Cancelled, Abated or Adjusted .07

EXPENDITURES		REVENUES-REALIZED		1972 PROPERTY TAX	
GENERAL GOVERNMENT				STATE EQUALIZED TAX RATE →	
Governing Body & Public Boards		1972 Property Taxes Collected	1,183,764.36	Local District School Taxes	
Municipal Clerk		1972 Payments in Lieu of Taxes		Regional & Consolidated School Tax	2.00 819,263.02
Financial Administration	5,000.00	Delinquent Tax & Lien Collections	74,471.01	School Taxes in Municipal Budget	
Assessment of Taxes	36,356.08	Business Personality Replacement Taxes	5,027.86	County Taxes	.44 179,778.28
Collection of Taxes	31,580.00	Taxes from Public Utilities	68,417.77	County Library Taxes	.02 7,613.56
Planning, Housing & Development	3,446.00	Other Miscellaneous Tax Revenues		Local Municipal Purpose Taxes	.52 215,000.00
Human Resources	400.00	State Aid Revenues	20,591.03	Veteran & Senior Citizen Taxes	.10 42,770.00
Elections	1,141.00	Federal Aid Revenues	19,401.52	Total Taxes for Rate Computation	3.08 1,264,424.86
General Administration (other)	57,210.00	State and Local Fiscal Assistance Act Utilized		Special District Taxes	
JUDICIARY		Sale of Acquired Property	248,305.65	Bank Stock Taxes	
Municipal Courts	2,645.68	Other Miscellaneous Revenues	51,304.00	Added and Omitted Taxes	74,439.89
PUBLIC SAFETY		Other Revenues, Revenue Sharing Tax Effort	27,077.98	Total Taxes Levied - ABSTRACT	1,256,094.75
Fire Protection	7,535.00	Total	1,698,361.18	Total Taxes Billed	1,256,094.75
Police Protection	136,645.00	Prior Years Surplus Appropriated	271,726.00	1972 TAXES COLLECTED	1,183,764.36
Civil Defense & Disaster Control	2,685.00	REVENUES TOTAL	1,570,087.18	1972 Taxes Cancelled, Abated or Adjusted	666.68
Environmental Inspection & Control	3,900.00	CAPITAL OUTLAY TOTAL	169,729.95	Transfer to Tax Title Liens or Foreclosed	11,588.15
Other Public Safety		Public Enterprises		Balance Outstanding Dec. 31, 1972	99,875.56
PUBLIC WORKS		Recreation—Culture	72,695.21	PRIOR YEARS TAXES OUTSTANDING	
Streets and Drainage	75,284.00	Public Works	97,034.74	Balance January 1, 1972	141,123.29
Sewers and Sewage Processing		Buildings and Grounds		Collected in 1972	71,763.40
Garbage and Trash Disposal	63,357.00	Library and Education		Cancelled, Abated or Adjusted 1972	
Public Buildings and Grounds	32,060.00	Conservation		Transfers to Tax Title Liens or Foreclosed	51,456.32
Other Public Works		All Other		Balance December 31, 1972	17,903.57
HEALTH and WELFARE		CAPITAL DEBT AUTHORIZED, DECEMBER 31, 1972		TAX TITLE LIENS OUTSTANDING	
Health Services Except Environmental	5,500.00	ISSUED AND UNISSUED		Balance January 1, 1972	25,671.28
Welfare-Public Assistance	555.00	School	1,322,683	Transfers From Taxes	107,608.30
Hospitals, Clinics, First Aid	800.00	Self-liquidating	294,578	Redeemed in 1972	2,707.61
Animal, Insect, & Rodent Control	1,592.60	Other	477,653	Cancelled, Abated or Adjusted (1972)	
Other Welfare Services		Total	2,095,314	Transfers to Foreclosed Property	8,637.28
RECREATION and CONSERVATION		ISSUED AND OUTSTANDING		Balance December 31, 1972	121,934.69
Beaches and Boardwalks	12,664.64	School	1,017,697.91	PROPERTY ACQUIRED BY DEED OR FORECLOSURE	
Parks, Playgrounds, Shade Trees	8,561.00	Self-liquidating	43,000.00	Balance January 1, 1972	416,931.05
Land Reclamation & Conservation		Other	345,000.00	Transfers From Taxes or Liens	5,617.60
Other Recreational Services	1,273.00	Total	1,405,697.91	Sale for Cash (1972)	248,305.65
EDUCATION (excluding schools)		EQUALIZED VALUATION BASIS		Cancelled, Abated or Adjusted (1972)	
Libraries	4,250.00	FOR NET DEBT COMPUTATION	33,338,126.00	Balance December 31, 1972	174,243.00
Other Educational Services		REAL PROPERTY VALUATIONS		CURRENT FINANCES DECEMBER 31, 1972	
STATUTORY EXPENDITURES		Code Class # of Parcels % VAL'N ASSESSED VALUATION		ASSETS	
Pensions & F. I. C. A.	22,500.00	1 Vacant Land 2980 9.02 2,234,637.00		Cash Dec. 31, 1972	1,028,325.81
Employee Fringe Benefits	7,500.00	2 Residential 1729 86.90 21,518,683.00		Taxes Receivable	117,779.13
Other Statutory Expenditures		3 Farm 4a Commercial 50 4.08 1,010,239.00		Tax Title Liens	121,934.69
MUNICIPAL FUNCTIONS		4b Industrial 4c Apartments 4759 Total 24,763,559.00		Foreclosed Property	174,243.00
CAPITAL IMPROVEMENTS	526,641.00	Land Area 2.80 Sq. Miles		Emergencies & Other Deferred Charges	57,164.75
DEBT SERVICE	43,000.00	Net Valuation Taxable-Municipal	25,016,068.00	State Aid Receivable	58,776.96
Principal Payments	7,000.00	Net Valuation Taxable-County	35,853,869.00	Other Receivables	6,588.16
Interest Payments	8,096.00	State Equalization Ratio	61.06	Total	1,565,212.50
DEFERRED CHARGES				LIABILITIES, RESERVES, AND SURPLUS	
SCHOOL, COUNTY, SPECIAL DISTRICT TAXES	3,300.00			Cash Liabilities	553,587.37
RESERVE FOR UNCOLLECTED TAXES	1,006,654.86			Reserves for Receivables	418,672.98
EMERGENCY EMPLOYMENT ACT OF 1971	111,400.00			Surplus Dec. 31,	552,952.15
EXPENDITURES TOTAL	1,681,893.38			Total	1,565,212.50

1801

Population 1970 2,597
 Population 1972 2,675
 S & P Rating
 Moody Rating

General Tax Rate Per \$100. 4.38
 State Equalized Tax Rate 1.66

BEDMINSTER TOWNSHIP — SOMERSET COUNTY

Form of Government:

Township Committee

Number of Members on Governing Body 3

PER CAPITA:

Gross Debt 7.29
 Net Debt 7.29
 Debt Service
 Total Tax Levy 442.01
 Municipal Expenditures 190.47

PER CENT:

Gross Debt .03
 Net Debt .03
 Tax Levy Collected 95.11
 Tax Levy Cancelled, Abated or Adjusted .05

EXPENDITURES		REVENUES-REALIZED		1972 PROPERTY TAX	
GENERAL GOVERNMENT				STATE EQUALIZED TAX RATE	
Governing Body & Public Boards				Local District School Taxes .92	662,500.00
Municipal Clerk				Regional & Consolidated School Tax	
Financial Administration	7,475.00	1972 Property Taxes Collected	1,126,962.41	School Taxes in Municipal Budget	
Assessment of Taxes	6,785.00	1972 Payments in Lieu of Taxes		County Taxes .45	322,888.44
Collection of Taxes	5,100.00	Delinquent Tax & Lien Collections	48,438.55	County Library Taxes .02	15,012.05
Planning, Housing & Development	14,150.00	Business Personalty Replacement Taxes	10,918.28	Local Municipal Purpose Taxes .25	176,024.28
Human Resources		Taxes from Public Utilities	73,680.02	Veteran & Senior Citizen Taxes .02	13,270.00
Elections		Other Miscellaneous Tax Revenues		Total Taxes for Rate Computation 1.66	1,189,694.77
General Administration (other)	82,800.00	State Aid Revenues	20,530.94	Special District Taxes	
JUDICIARY		Federal Aid Revenues		Bank Stock Taxes	1,569.93
Municipal Courts	9,425.00	State and Local Fiscal Assistance Act Utilized		Added and Omitted Taxes	4,383.29
PUBLIC SAFETY		Sale of Acquired Property		Total Taxes Levied - ABSTRACT	1,182,377.99
Fire Protection	12,000.00	Other Miscellaneous Revenues	40,846.45	Total Taxes Billed	1,184,563.54
Police Protection	75,500.00	Other Revenues, Revenue Sharing Tax Effort	8,546.26	1972 TAXES COLLECTED	1,126,562.41
Civil Defense & Disaster Control	500.00	Total	1,329,922.91	1972 Taxes Cancelled, Abated or Adjusted	626.11
Environmental Inspection & Control	1,875.00	Prior Years Surplus Appropriated	200,000.00	Transfer to Tax Title Liens or Foreclosed	122.64
Other Public Safety		REVENUES TOTAL	1,529,922.91	Balance Outstanding Dec. 31, 1972	57,252.38
PUBLIC WORKS		CAPITAL OUTLAY TOTAL	25,281.00	PRIOR YEARS TAXES OUTSTANDING	
Streets and Drainage	103,250.00	Public Enterprises		Balance January 1, 1972	48,610.15
Sewers and Sewage Processing		Recreation—Culture		Collected in 1972	48,438.55
Garbage and Trash Disposal		Public Works	25,281.00	Cancelled, Abated or Adjusted 1972	171.60
Public Buildings and Grounds		Buildings and Grounds		Transfers to Tax Title Liens or Foreclosed	
Other Public Works	12,000.00	Library and Education		Balance December 31, 1972	
HEALTH and WELFARE		Conservation		TAX TITLE LIENS OUTSTANDING	
Health Services Except Environmental	7,250.00	All Other		Balance January 1, 1972	524.97
Welfare-Public Assistance	1,900.00	CAPITAL DEBT AUTHORIZED, DECEMBER 31, 1972		Transfers From Taxes	122.64
Hospitals, Clinics, First Aid		ISSUED AND UNISSUED		Redeemed in 1972	
Animal, Insect, & Rodent Control		School		Cancelled, Abated or Adjusted (1972)	
Other Welfare Services		Self-liquidating		Transfers to Foreclosed Property	
RECREATION and CONSERVATION		Other	19,500	Balance December 31, 1972	647.61
Beaches and Boardwalks		Total	19,500	PROPERTY ACQUIRED BY DEED OR FORECLOSURE	
Parks, Playgrounds, Shade Trees	1,000.00	ISSUED AND OUTSTANDING		Balance January 1, 1972	
Land Reclamation & Conservation	1,500.00	School		Transfers From Taxes or Liens	
Other Recreational Services		Self-Liquidating		Sale for Cash (1972)	
EDUCATION (excluding schools)		Other		Cancelled, Abated or Adjusted (1972)	
Libraries	3,000.00	Total		Balance December 31, 1972	
Other Educational Services		EQUALIZED VALUATION BASIS		CURRENT FINANCES DECEMBER 31, 1972	
STATUTORY EXPENDITURES		FOR NET DEBT COMPUTATION	63,657,036.67	ASSETS	
Pensions & F. I. C. A.	15,300.00	REAL PROPERTY VALUATIONS		Cash Dec. 31, 1972	301,077.79
Employee Fringe Benefits	4,500.00	Code Class # of Parcels % VAL'N		Taxes Receivable	57,252.38
Other Statutory Expenditures		1 Vacant Land 142 5.79	1,535,550.00	Tax Title Liens	647.61
MUNICIPAL FUNCTIONS TOTAL	373,410.00	2 Residential 547 45.73	12,121,350.00	Foreclosed Property	
CAPITAL IMPROVEMENTS *MEMO*	62,000.00	3 Farm 234 35.77	10,540,700.00	Emergencies & Other Deferred Charges	9,300.00
DEBT SERVICE		4a Commercial 53 8.70	2,306,100.00	State Aid Receivable	
Principal Payments		4b Industrial		Other Receivables	1,266.47
Interest Payments		4c Apartments		Total	369,544.25
DEFERRED CHARGES	16,104.94	576 Total	26,503,700.00	LIABILITIES, RESERVES, AND SURPLUS	
SCHOOL, COUNTY, SPECIAL DISTRICT TAXES	1,000,400.49	Land Area 26.70 Sq. Miles		Cash Liabilities	68,467.85
RESERVE FOR UNCOLLECTED TAXES	120,000.00	Net Valuation Taxable-Municipal	27,222,526.00	Reserves for Receivables	59,166.46
EMERGENCY EMPLOYMENT ACT OF 1971		Net Valuation Taxable-County	65,756,711.00	Surplus Dec. 31,	241,909.94
EXPENDITURES TOTAL	1,509,915.43	State Equalization Ratio	37.91	Total	369,544.25

0701

Population 1970 37,629
 Population 1972 38,600
 S & P Rating
 Moody Rating A

General Tax Rate Per \$100. 5.64
 State Equalized Tax Rate 4.46

BELLEVILLE TOWN — ESSEX COUNTY
 Form of Government:
 Commission (1911)
 Number of Members on Governing Body 5

PER CAPITA: 79.07
 Gross Debt 4.80
 Net Debt 7.21
 Debt Service 338.51
 Total Tax Levy 172.31
 Municipal Expenditures

PER CENT: 1.14
 Gross Debt .07
 Net Debt 95.64
 Tax Levy Collected
 Tax Levy Cancelled, Abated or Adjusted 1.27

EXPENDITURES		REVENUES-REALIZED		1972 PROPERTY TAX	
GENERAL GOVERNMENT		1972 Property Taxes Collected		STATE EQUALIZED TAX RATE	
Governing Body & Public Boards	7,177.00	12,607,221.06		Local District School Taxes 1.75	
Municipal Clerk	35,100.00	1972 Payments in Lieu of Taxes		Regional & Consolidated School Tax	
Financial Administration	119,000.00	Delinquent Tax & Lien Collections		School Taxes in Municipal Budget	
Assessment of Taxes	28,000.00	Business Personality Replacement Taxes		County Taxes 1.33	
Collection of Taxes	8,810.00	Taxes from Public Utilities		County Library Taxes	
Planning, Housing & Development	5,334.00	Other Miscellaneous Tax Revenues		Local Municipal Purpose Taxes 1.32	
Human Resources	10,055.00	State Aid Revenues		Veteran & Senior Citizen Taxes .06	
Elections	245,128.00	Federal Aid Revenues		Total Taxes for Rate Computation 4.46	
General Administration (other)	43,566.44	State and Local Fiscal Assistance Act Utilized		Special District Taxes	
JUDICIARY		Sale of Acquired Property		Bank Stock Taxes	
Municipal Courts	1,017,425.00	Other Miscellaneous Revenues		Added and Omitted Taxes	
PUBLIC SAFETY	1,205,548.20	Other Revenues, Revenue Sharing Tax Effort		Total Taxes Levied - ABSTRACT	
Fire Protection	20,338.00	Prior Years Surplus Appropriated		Total Taxes Billed	
Police Protection	3,387.50	REVENUES TOTAL		1972 TAXES COLLECTED	
Civil Defense & Disaster Control	15,221.00	CAPITAL OUTLAY TOTAL		1972 Taxes Cancelled, Abated or Adjusted	
Environmental Inspection & Control	285,657.44	Public Enterprises		Transfer to Tax Title Liens or Foreclosed	
Other Public Safety	131,241.23	Recreation—Culture		Balance Outstanding Dec. 31, 1972	
PUBLIC WORKS	428,000.00	Public Works		PRIOR YEARS TAXES OUTSTANDING	
Streets and Drainage	170,185.52	Buildings and Grounds		Balance January 1, 1972	
Other Public Works	33,150.00	Library and Education		Collected in 1972	
HEALTH and WELFARE	204,361.50	Conservation		Cancelled, Abated or Adjusted 1972	
Health Services Except Environmental	43,780.00	All Other		Transfers to Tax Title Liens or Foreclosed	
Welfare-Public Assistance	41,855.72	CAPITAL DEBT AUTHORIZED, DECEMBER 31, 1972		Balance December 31, 1972	
Hospitals, Clinics, First Aid		ISSUED AND UNISSUED GROSS DEBT NET DEBT		TAX TITLE LIENS OUTSTANDING	
Animal, Insect, & Rodent Control		School 2,703,000		Balance January 1, 1972	
Other Welfare Services		Self-liquidating 115,000		Transfers From Taxes	
RECREATION and CONSERVATION		Other 234,200		Redeemed in 1972	
Beaches and Boardwalks	382,500.00	Total 3,052,200		Cancelled, Abated or Adjusted (1972)	
Parks, Playgrounds, Shade Trees	179,448.57	ISSUED AND OUTSTANDING		Transfers to Foreclosed Property	
Land Reclamation & Conservation	172,774.00	School 2,703,000.00		Balance December 31, 1972	
Other Recreational Services		Self-Liquidating 88,000.00		PROPERTY ACQUIRED BY DEED OR FORECLOSURE	
EDUCATION (excluding schools)		Other 143,000.00		Balance January 1, 1972	
Libraries		Total 2,934,000.00		Transfers From Taxes or Liens	
Other Educational Services		EQUALIZED VALUATION BASIS		Sale for Cash (1972)	
STATUTORY EXPENDITURES		FOR NET DEBT COMPUTATION		Cancelled, Abated or Adjusted (1972)	
Pensions & F. I. C. A.	416,000.00	REAL PROPERTY VALUATIONS		Balance December 31, 1972	
Employee Fringe Benefits		Code Class # of Parcels % VAL'N ASSESSED VALUATION		CURRENT FINANCES DECEMBER 31, 1972	
Other Statutory Expenditures		1 Vacant Land 405 .80 1,824,700.00		ASSETS	
MUNICIPAL FUNCTIONS	5,254,444.52	2 Residential 7067 65.06 149,271,600.00		Cash Dec. 31, 1972	
CAPITAL IMPROVEMENTS	125,650.00	3 Farm 26,883,100.00		Taxes Receivable	
DEBT SERVICE		4a Commercial 164 12.52 28,736,200.00		Tax Title Liens	
Principal Payments	266,300.00	4b Industrial 121 9.50 22,721,000.00		Foreclosed Property	
Interest Payments	12,115.00	4c Apartments 8365 Total 229,436,600.00		Emergencies & Other Deferred Charges	
DEFERRED CHARGES	180,353.46	Land Area 3.30 Sq. Miles		State Aid Receivable	
SCHOOL, COUNTY, SPECIAL DISTRICT TAXES	9,082,837.47	Net Valuation Taxable-Municipal		Other Receivables	
RESERVE FOR UNCOLLECTED TAXES	869,776.45	Net Valuation Taxable-County		Total	
EMERGENCY EMPLOYMENT ACT OF 1971	68,000.00	State Equalization Ratio		LIABILITIES, RESERVES, AND SURPLUS	
EXPENDITURES TOTAL	15,733,867.34			Cash Liabilities	
				Reserves for Receivables	
				Surplus Dec. 31,	
				Total	

0404

Population 1970 15,618
 Population 1972 16,040
 S & P Rating
 Moody Rating BAA

General Tax Rate Per \$100. 5.31
 State Equalized Tax Rate 3.86

BELLMAWR BOROUGH – CAMDEN COUNTY
Form of Government:
Borough Council
Number of Members on Governing Body 6

PER CAPITA:
 Gross Debt 300.26
 Net Debt 72.71
 Debt Service 7.34
 Total Tax Levy 210.74
 Municipal Expenditures 80.97

PER CENT:
 Gross Debt 6.16
 Net Debt 1.45
 Tax Levy Collected 98.11
 Tax Levy Cancelled, Abated or Adjusted .19

EXPENDITURES		REVENUES-REALIZED		1972 PROPERTY TAX	
GENERAL GOVERNMENT				STATE EQUALIZED TAX RATE →	
Governing Body & Public Boards		1972 Property Taxes Collected	3,315,038.51	Local District School Taxes 1.24	1,105,816.62
Municipal Clerk		1972 Payments in Lieu of Taxes	1,729.21	Regional & Consolidated School Tax .71	631,622.45
Financial Administration	13,490.00	Delinquent Tax & Lien Collections	40,983.23	School Taxes in Municipal Budget	
Assessment of Taxes	13,440.00	Business Personalty Replacement Taxes	40,442.37	County Taxes .97	860,377.71
Collection of Taxes	22,425.00	Taxes from Public Utilities	228,588.57	County Library Taxes .03	26,846.93
Planning, Housing & Development	1,250.00	Other Miscellaneous Tax Revenues		Local Municipal Purpose Taxes .83	737,494.35
Human Resources	17,550.00	State Aid Revenues	58,667.80	Veteran & Senior Citizen Taxes .09	83,200.00
Elections	1,620.00	Federal Aid Revenues	58,667.02	Total Taxes for Rate Computation 3.87	3,445,358.06
General Administration (other)	117,878.00	State and Local Fiscal Assistance Act Utilized		Special District Taxes	
JUDICIARY		Sale of Acquired Property	1,100.00	Bank Stock Taxes	4,143.39
Municipal Courts	21,527.00	Other Miscellaneous Revenues	51,494.55	Added and Omitted Taxes	13,977.49
PUBLIC SAFETY		Other Revenues, Revenue Sharing Tax Effort	26,286.28	Total Taxes Levied - ABSTRACT	3,380,278.94
Fire Protection	46,895.00	Total	3,826,597.54	Total Taxes Billed	3,382,984.69
Police Protection	222,522.00	Prior Years Surplus Appropriated	147,000.00	1972 TAXES COLLECTED	3,315,038.51
Civil Defense & Disaster Control	1,350.00	REVENUES TOTAL	3,573,557.54	1972 Taxes Cancelled, Abated or Adjusted	6,263.61
Environmental Inspection & Control	8,007.00			Transfer to Tax Title Liens or Foreclosed	53.10
Other Public Safety		CAPITAL OUTLAY TOTAL	130,579.42	Balance Outstanding Dec. 31, 1972	57,625.47
PUBLIC WORKS				PRIOR YEARS TAXES OUTSTANDING	
Streets and Drainage	304,436.00	Public Enterprises		Balance January 1, 1972	44,865.79
Sewers and Sewage Processing		Recreation—Culture		Collected in 1972	40,983.23
Garbage and Trash Disposal	1,500.00	Public Works	130,979.42	Cancelled, Abated or Adjusted 1972	4.78
Public Buildings and Grounds	22,164.00	Buildings and Grounds		Transfers to Tax Title Liens or Foreclosed	
Other Public Works		Library and Education		Balance December 31, 1972	3,881.78
HEALTH and WELFARE		Conservation		TAX TITLE LIENS OUTSTANDING	
Health Services Except Environmental	10,285.00	All Other		Balance January 1, 1972	534.28
Welfare—Public Assistance	13,295.00			Transfers From Taxes	53.10
Hospitals, Clinics, First Aid		CAPITAL DEBT AUTHORIZED, DECEMBER 31, 1972		Redeemed in 1972	
Animal, Insect, & Rodent Control	110.00	ISSUED AND UNISSUED		Cancelled, Abated or Adjusted (1972)	
Other Welfare Services		School 2,886,576		Transfers to Foreclosed Property	
RECREATION and CONSERVATION		Self-liquidating 405,000		Balance December 31, 1972	587.38
Beaches and Boardwalks		Other 1,520,237	1,166,287	PROPERTY ACQUIRED BY DEED OR	
Parks, Playgrounds, Shade Trees	48,323.00	Total 4,816,213	1,166,287	FORECLOSURE	
Land Reclamation & Conservation				Balance January 1, 1972	5,610.00
Other Recreational Services	6,275.00	ISSUED AND OUTSTANDING		Transfers From Taxes or Liens	
EDUCATION (excluding schools)		School 2,886,576.18		Sale for Cash (1972)	1,100.00
Libraries	9,460.00	Self-Liquidating 374,000.00		Cancelled, Abated or Adjusted (1972)	
Other Educational Services		Other 1,485,950.00		Balance December 31, 1972	4,510.00
STATUTORY EXPENDITURES		Total 4,750,526.18		CURRENT FINANCES DECEMBER 31, 1972	
Pensions & F. I. C. A.	50,200.00	EQUALIZED VALUATION BASIS		ASSETS	
Employee Fringe Benefits	21,280.00	FOR NET DEBT COMPUTATION	78,246,212.67	Cash Dec. 31, 1972	299,051.52
Other Statutory Expenditures		REAL PROPERTY VALUATIONS		Taxes Receivable	61,511.25
MUNICIPAL FUNCTIONS		Code Class # of Parcels % VAL'N		Tax Title Liens	587.38
CAPITAL IMPROVEMENTS		1 Vacant Land 261 2.15	1,380,716.00	Foreclosed Property	4,510.00
DEBT SERVICE		2 Residential 3224 66.16	42,515,850.00	Emergencies & Other Deferred Charges	41,834.73
Principal Payments	69,780.45	3 Farm		State Aid Receivable	6,139.21
Interest Payments	48,000.00	4a Commercial 98 6.58	4,485,550.00	Other Receivables	20,608.21
DEFERRED CHARGES		4b Industrial 47 13.52	8,685,550.00	Total	434,242.30
SCHOOL, COUNTY, SPECIAL DISTRICT TAXES	2,624,663.71	4c Apartments 9 11.19	7,193,400.00	LIABILITIES, RESERVES, AND SURPLUS	
RESERVE FOR UNCOLLECTED TAXES	70,393.01	3639 Total	64,265,466.00	Cash Liabilities	182,535.03
EMERGENCY EMPLOYMENT ACT OF 1971	71,868.02	Land Area 2.99 Sq. Miles		Reserves for Receivables	87,216.84
EXPENDITURES TOTAL	3,923,409.12	Net Valuation Taxable-Municipal	64,821,844.00	Surplus Dec. 31,	164,490.43
		Net Valuation Taxable-County	84,060,502.00	Total	434,242.30
		State Equalization Ratio	72.74		

1306

Population 1970 5,782
 Population 1972 6,065
 S & P Rating B88
 Moody Rating BAA

General Tax Rate Per \$100. 2.83
 State Equalized Tax Rate 2.75

BELMAR BOROUGH — MONMOUTH COUNTY

Form of Government:

Commission (1911)

Number of Members on Governing Body 3

PER CAPITA:
 Gross Debt 270.54
 Net Debt 223.55
 Debt Service 22.85
 Total Tax Levy 285.95
 Municipal Expenditures 289.91

PER CENT:
 Gross Debt 3.01
 Net Debt 2.49
 Tax Levy Collected 55.79
 Tax Levy Cancelled, Abated or Adjusted .16

EXPENDITURES		REVENUES-REALIZED		1972 PROPERTY TAX	
GENERAL GOVERNMENT		1972 Property Taxes Collected		STATE EQUALIZED TAX RATE	
Governing Body & Public Boards		1972 Payments in Lieu of Taxes	1,661,221.57	Local District School Taxes	1.21
Municipal Clerk		Delinquent Tax & Lien Collections	76,683.21	Regional & Consolidated School Tax	
Financial Administration	2,500.00	Business Personalty Replacement Taxes	33,835.26	School Taxes in Municipal Budget	
Assessment of Taxes	15,100.00	Taxes from Public Utilities	90,681.10	County Taxes	.59
Collection of Taxes	70,050.00	Other Miscellaneous Tax Revenues		County Library Taxes	
Planning, Housing & Development	7,100.00	State Aid Revenues	27,013.18	Local Municipal Purpose Taxes	.90
Human Resources		Federal Aid Revenues	73,800.00	Veteran & Senior Citizen Taxes	.06
Elections	1,300.00	State and Local Fiscal Assistance Act Utilized		Total Taxes for Rate Computation	2.76
General Administration (other)	128,050.00	Sale of Acquired Property		Special District Taxes	
JUDICIARY		Other Miscellaneous Revenues	651,425.51	Bank Stock Taxes	5,270.21
Municipal Courts	17,550.00	Other Revenues, Revenue Sharing Tax Effort	53,037.75	Added and Omitted Taxes	18,675.31
PUBLIC SAFETY		Total	2,667,697.98	Total Taxes Levied - ABSTRACT	1,734,298.12
Fire Protection	22,550.00	Prior Years Surplus Appropriated	515,300.00	Total Taxes Billed	1,734,234.49
Police Protection	315,550.00	REVENUES TOTAL	3,182,597.98	1972 TAXES COLLECTED	1,661,221.57
Civil Defense & Disaster Control	700.00	CAPITAL OUTLAY TOTAL	113,971.44	1972 Taxes Cancelled, Abated or Adjusted	2,768.41
Environmental Inspection & Control		Public Enterprises	2,560.34	Transfer to Tax Title Liens or Foreclosed	2,678.80
Other Public Safety		Recreation—Culture	411.54	Balance Outstanding Dec. 31, 1972	67,365.31
PUBLIC WORKS		Public Works	50,849.86	PRIOR YEARS TAXES OUTSTANDING	
Streets and Drainage	188,250.00	Buildings and Grounds		Balance January 1, 1972	75,819.58
Sewers and Sewage Processing		Library and Education	60,149.70	Collected in 1972	74,127.50
Garbage and Trash Disposal	57,500.00	Conservation		Cancelled, Abated or Adjusted 1972	73.33
Public Buildings and Grounds	73,450.00	All Other		Transfers to Tax Title Liens or Foreclosed	158.39
Other Public Works	2,500.00	CAPITAL DEBT AUTHORIZED, DECEMBER 31, 1972		Balance December 31, 1972	5,420.36
HEALTH and WELFARE		ISSUED AND UNISSUED		TAX TITLE LIENS OUTSTANDING	
Health Services Except Environmental	16,050.00	School		Balance January 1, 1972	15,379.45
Welfare-Public Assistance	5,200.00	Self-liquidating	50,000	Transfers From Taxes	3,107.77
Hospitals, Clinics, First Aid		Other	1,590,853	Redeemed in 1972	3,319.04
Animal, Insect, & Rodent Control		Total	1,640,853	Cancelled, Abated or Adjusted (1972)	
Other Welfare Services		ISSUED AND OUTSTANDING		Transfers to Foreclosed Property	
RECREATION and CONSERVATION		School		Balance December 31, 1972	15,168.18
Beaches and Boardwalks	223,233.56	Self-Liquidating	50,000.00	PROPERTY ACQUIRED BY DEED OR	
Parks, Playgrounds, Shade Trees	26,650.00	Other	1,590,000.00	FORECLOSURE	
Land Reclamation & Conservation		Total	1,640,000.00	Balance January 1, 1972	14,600.00
Other Recreational Services	21,500.00	EQUALIZED VALUATION BASIS		Transfers From Taxes or Liens	
EDUCATION (excluding schools)		FOR NET DEBT COMPUTATION	54,545,448.67	Sale for Cash (1972)	
Libraries	29,500.00	REAL PROPERTY VALUATIONS		Cancelled, Abated or Adjusted (1972)	
Other Educational Services		Code Class # of Parcels % VAL'N		Balance December 31, 1972	14,600.00
STATUTORY EXPENDITURES		1 Vacant Land 108 1.89	1,159,800.00	CURRENT FINANCES DECEMBER 31, 1972	
Pensions & F. I. C. A.	71,216.04	2 Residential 1530 68.69	42,099,300.00	ASSETS	
Employee Fringe Benefits	22,500.00	3 Farm	10,074,300.00	Cash Dec. 31, 1972	1,214,541.00
Other Statutory Expenditures		4a Commercial 173 16.44	541,700.00	Taxes Receivable	72,785.67
MUNICIPAL FUNCTIONS TOTAL	1,380,000.00	4b Industrial 7 .88	7,410,600.00	Tax Title Liens	15,168.18
CAPITAL IMPROVEMENTS *MEMO*	1,000.00	4c Apartments 53 12.09	61,285,700.00	Foreclosed Property	14,600.00
DEBT SERVICE		2271 Total		Emergencies & Other Deferred Charges	5,200.00
Principal Payments	83,000.00	Land Area 1.00 Sq. Miles		State Aid Receivable	290.88
Interest Payments	55,584.75	Net Valuation Taxable-Municipal	61,787,596.00	Other Receivables	38,274.08
DEFERRED CHARGES	14,750.46	Net Valuation Taxable-County	55,780,843.00	Total	1,464,859.81
SCHOOL, COUNTY, SPECIAL DISTRICT TAXES	1,141,622.81	State Equalization Ratio	97.46	LIABILITIES, RESERVES, AND SURPLUS	
RESERVE FOR UNCOLLECTED TAXES	138,136.79			Cash Liabilities	758,810.02
EMERGENCY EMPLOYMENT ACT OF 1971	86,845.00			Reserves for Receivables	140,827.53
EXPENDITURES TOTAL	2,899,939.81			Surplus Dec. 31,	565,221.86
				Total	1,464,859.81

2103

Population 1970
Population 1972
S & P Rating
Moody Rating

1505

Population 1970 7,918
Population 1972 11,205
S & P Rating
Moody Rating

General Tax Rate Per \$100. 4.16
State Equalized Tax Rate 2.65

BERKELEY TOWNSHIP — OCEAN COUNTY

Form of Government:

Township Committee

Number of Members on Governing Body 5

PER CAPITA:

Gross Debt 417.94
Net Debt 178.03
Debt Service
Total Tax Levy 353.26
Municipal Expenditures 200.97

PER CENT:

Gross Debt
Net Debt
Tax Levy C
Tax Levy C
or Adjust

EXPENDITURES
GENERAL GOVERNMENT
Governing Body &
Municipal Clerk
Financial Administr
Assessment of Tax
Collection of Taxes
Planning, Housing
Human Resources
Elections
General Administra
JUDICIARY
Municipal Courts
PUBLIC SAFETY
Fire Protection
Police Protection
Civil Defense & Dis
Environmental Insp
Other Public Safety
PUBLIC WORKS
Streets and Draina
Sewers and Sewag
Garbage and Trasl
Public Buildings and
Other Public Works
HEALTH and WELFARE
Health Services Exc
Welfare-Public Assis
Hospitals, Clinics, F
Animal, Insect, & R
Other Welfare Serv
RECREATION and CO
Beaches and Board
Parks, Playgrounds,
Land Reclamation &
Other Recreational
EDUCATION (excludin
Libraries
Other Educational S
STATUTORY EXPENDIT
Pensions & F. I. C.
Employee Fringe Be
Other Statutory Exp
MUNICIPAL FUNCTION
CAPITAL IMPROVEME
DEBT SERVICE
Principal Payments
Interest Payments
DEFERRED CHARGES
SCHOOL, COUNTY, S
RESERVE FOR UNCOL
EMERGENCY EMPLOY
EXPENDITURES

EXPENDITURES
GENERAL GOVERNMENT
Governing Body & Public Boards
Municipal Clerk
Financial Administration 7,100.00
Assessment of Taxes 45,100.00
Collection of Taxes 46,000.00
Planning, Housing & Development 50,510.00
Human Resources
Elections
General Administration (other) 258,350.00
JUDICIARY
Municipal Courts 23,050.00
PUBLIC SAFETY
Fire Protection 37,000.00
Police Protection 252,600.00
Civil Defense & Disaster Control 3,100.00
Environmental Inspection & Control 36,575.00
Other Public Safety
PUBLIC WORKS
Streets and Drainage 166,650.00
Sewers and Sewage Processing 138,450.00
Garbage and Trash Disposal 26,600.00
Public Buildings and Grounds 51,000.00
Other Public Works
HEALTH and WELFARE
Health Services Except Environmental 5,750.00
Welfare-Public Assistance 8,200.00
Hospitals, Clinics, First Aid 4,000.00
Animal, Insect, & Rodent Control 6,000.00
Other Welfare Services
RECREATION and CONSERVATION
Beaches and Boardwalks 23,200.00
Parks, Playgrounds, Shade Trees
Land Reclamation & Conservation
Other Recreational Services 32,000.00
EDUCATION (excluding schools)
Libraries
Other Educational Services
STATUTORY EXPENDITURES
Pensions & F. I. C. A. 55,000.00
Employee Fringe Benefits
Other Statutory Expenditures
MUNICIPAL FUNCTIONS TOTAL 1,316,635.00
CAPITAL IMPROVEMENTS *MEMO* 251,000.00
DEBT SERVICE
Principal Payments
Interest Payments
DEFERRED CHARGES 365,400.00
SCHOOL, COUNTY, SPECIAL DISTRICT TAXES 3,077,115.05
RESERVE FOR UNCOLLECTED TAXES 485,151.08
EMERGENCY EMPLOYMENT ACT OF 1971 80,669.00
EXPENDITURES TOTAL 5,328,970.13

REVENUES-REALIZED

1972 Property Taxes Collected 3,568,057.79
1972 Payments in Lieu of Taxes
Delinquent Tax & Lien Collections 533,626.24
Business Personalty Replacement Taxes 49,407.26
Taxes from Public Utilities 399,524.17
Other Miscellaneous Tax Revenues
State Aid Revenues 33,560.61
Federal Aid Revenues 71,063.80
State and Local Fiscal Assistance Act Utilized
Sale of Acquired Property 74,400.00
Other Miscellaneous Revenues 187,597.28
Other Revenues, Revenue Sharing Tax Effort 394,416.06
Total 5,311,653.21
Prior Years Surplus Appropriated 1,050,000.00
REVENUES TOTAL 6,361,653.21

CAPITAL OUTLAY

TOTAL 201,703.95
Public Enterprises 3,233.15
Recreation—Culture 158.35
Public Works 109,511.45
Buildings and Grounds 88,801.00
Library and Education
Conservation
All Other

CAPITAL DEBT AUTHORIZED, DECEMBER 31, 1972

ISSUED AND UNISSUED	GROSS DEBT	NET DEBT
School	3,621,334	933,173
Self-liquidating		
Other	1,061,675	1,061,675
Total	4,683,009	1,994,848

ISSUED AND OUTSTANDING

School	1,384,334.26
Self-Liquidating	
Other	
Total	1,384,334.26

EQUALIZED VALUATION BASIS

FOR NET DEBT COMPUTATION 93,353,077.33

REAL PROPERTY VALUATIONS

Code	Class	# of Parcels	% VAL'N	ASSESSED VALUATION
1	Vacant Land	11404	19.06	16,075,950.00
2	Residential	4372	65.36	55,133,700.00
3	Farm	16	.37	316,600.00
4a	Commercial	190	10.63	8,966,100.00
4b	Industrial	20	1.58	1,331,100.00
4c	Apartments	18	3.00	2,532,600.00
		16020	Total	84,356,050.00

Land Area 41.90 Sq. Miles

Net Valuation Taxable-Municipal

Net Valuation Taxable-County

State Equalization Ratio

86,656,140.00

110,571,350.00

68.60

1972 PROPERTY TAX

STATE EQUALIZED TAX RATE 1.05
Local District School Taxes 1.05
Regional & Consolidated School Tax .88
School Taxes in Municipal Budget
County Taxes .44
County Library Taxes .02
Local Municipal Purpose Taxes .34
Veteran & Senior Citizen Taxes .07
Total Taxes for Rate Computation 2.84
Special District Taxes
Bank Stock Taxes
Added and Omitted Taxes
Total Taxes Levied - ABSTRACT
Total Taxes Billed
1972 TAXES COLLECTED
1972 Taxes Cancelled, Abated or Adjusted
Transfer to Tax Title Liens or Foreclosed
Balance Outstanding Dec. 31, 1972

PRIOR YEARS TAXES OUTSTANDING
Balance January 1, 1972
Collected in 1972
Cancelled, Abated or Adjusted 1972
Transfers to Tax Title Liens or Foreclosed
Balance December 31, 1972
TAX TITLE LIENS OUTSTANDING
Balance January 1, 1972
Transfers From Taxes
Redeemed in 1972
Cancelled, Abated or Adjusted (1972)
Transfers to Foreclosed Property
Balance December 31, 1972
PROPERTY ACQUIRED BY DEED OR
FORECLOSURE
Balance January 1, 1972
Transfers From Taxes or Liens
Sale for Cash (1972)
Cancelled, Abated or Adjusted (1972)
Balance December 31, 1972

CURRENT FINANCES DECEMBER 31, 1972
ASSETS
Cash Dec. 31, 1972
Taxes Receivable
Tax Title Liens
Foreclosed Property
Emergencies & Other Deferred Charges
State Aid Receivable
Other Receivables
Total

LIABILITIES, RESERVES, AND SURPLUS
Cash Liabilities
Reserves for Receivables
Surplus Dec. 31,
Total

2001

Population 1970 13,078
 Population 1972 13,420
 S & P Rating AA
 Moody Rating AA

General Tax Rate Per \$100. 3.41
 State Equalized Tax Rate 3.07

BERKELEY HEIGHTS TOWNSHIP — UNION CO.
 Form of Government:
 Township Committee
 Number of Members on Governing Body 5

PER CAPITA:
 Gross Debt 664.45
 Net Debt 256.84
 Debt Service 12.18
 Total Tax Levy 509.72
 Municipal Expenditures 168.91

PER CENT:
 Gross Debt 4.35
 Net Debt 1.68
 Tax Levy Collected 98.32
 Tax Levy Cancelled, Abated or Adjusted .08

EXPENDITURES		REVENUES-REALIZED		1972 PROPERTY TAX	
GENERAL GOVERNMENT		1972 Property Taxes Collected		STATE EQUALIZED TAX RATE	
Governing Body & Public Boards		1972 Payments in Lieu of Taxes	6,734,465.59	Local District School Taxes	1.29
Municipal Clerk	21,415.00	Delinquent Tax & Lien Collections	44,701.27	Regional & Consolidated School Tax	.81
Financial Administration	18,905.00	Business Personalty Replacement Taxes	109,436.09	School Taxes in Municipal Budget	
Assessment of Taxes	18,650.00	Taxes from Public Utilities	530,135.36	County Taxes	.54
Collection of Taxes	16,675.00	Other Miscellaneous Tax Revenues	249,230.44	County Library Taxes	
Planning, Housing & Development		State Aid Revenues	53,008.13	Local Municipal Purpose Taxes	.40
Human Resources		Federal Aid Revenues		Veteran & Senior Citizen Taxes	.03
Elections		State and Local Fiscal Assistance Act Utilized		Total Taxes for Rate Computation	3.07
General Administration (other)	281,243.36	Sale of Acquired Property		Special District Taxes	
JUDICIARY		Other Miscellaneous Revenues	176,440.51	Bank Stock Taxes	4,142.89
Municipal Courts	14,675.00	Other Revenues, Revenue Sharing Tax Effort	49,847.48	Added and Omitted Taxes	118,292.73
PUBLIC SAFETY		Total	7,947,264.87	Total Taxes Levied - ABSTRACT	6,840,434.60
Fire Protection	72,000.00	Prior Years Surplus Appropriated	500,000.00	Total Taxes Billed	6,849,157.00
Police Protection	417,510.62	REVENUES TOTAL	8,447,264.87	1972 TAXES COLLECTED	6,734,465.59
Civil Defense & Disaster Control	1,000.00	CAPITAL OUTLAY TOTAL	202,347.70	1972 Taxes Cancelled, Abated or Adjusted	5,226.39
Environmental Inspection & Control	15,425.00			Transfer to Tax Title Liens or Foreclosed	7,645.22
Other Public Safety				Balance Outstanding Dec. 31, 1972	101,859.80
PUBLIC WORKS				PRIOR YEARS TAXES OUTSTANDING	
Streets and Drainage	227,442.00			Balance January 1, 1972	105,829.34
Sewers and Sewage Processing	109,125.00			Collected in 1972	109,436.09
Garbage and Trash Disposal				Cancelled, Abated or Adjusted 1972	191.96
Public Buildings and Grounds	27,050.00			Transfers to Tax Title Liens or Foreclosed	
Other Public Works				Balance December 31, 1972	201.29
HEALTH and WELFARE				TAX TITLE LIENS OUTSTANDING	
Health Services Except Environmental	13,585.00			Balance January 1, 1972	15,335.31
Welfare-Public Assistance	5,400.00			Transfers From Taxes	7,645.22
Hospitals, Clinics, First Aid	1,500.00			Redeemed in 1972	
Animal, Insect, & Rodent Control				Cancelled, Abated or Adjusted (1972)	
Other Welfare Services				Transfers to Foreclosed Property	
RECREATION and CONSERVATION				Balance December 31, 1972	22,580.53
Beaches and Boardwalks				PROPERTY ACQUIRED BY DEED OR	
Parks, Playgrounds, Shade Trees	55,125.15			FORECLOSURE	
Land Reclamation & Conservation	5,200.00			Balance January 1, 1972	23,600.00
Other Recreational Services				Transfers From Taxes or Liens	
EDUCATION (excluding schools)				Sale for Cash (1972)	
Libraries	123,565.00			Cancelled, Abated or Adjusted (1972)	
Other Educational Services				Balance December 31, 1972	23,600.00
STATUTORY EXPENDITURES				CURRENT FINANCES DECEMBER 31, 1972	
Pensions & F. I. C. A.	115,000.00			ASSETS	
Employee Fringe Benefits				Cash Dec. 31, 1972	2,555,921.71
Other Statutory Expenditures				Taxes Receivable	102,061.09
MUNICIPAL FUNCTIONS TOTAL	1,559,891.13			Tax Title Liens	22,580.53
CAPITAL IMPROVEMENTS *MEMO*	326,300.00			Foreclosed Property	23,600.00
DEBT SERVICE				Emergencies & Other Deferred Charges	
Principal Payments	80,000.00			State Aid Receivable	
Interest Payments	83,500.00			Other Receivables	16,419.10
DEFERRED CHARGES				Total	2,720,982.43
SCHOOL, COUNTY, SPECIAL DISTRICT TAXES	5,839,925.16			LIABILITIES, RESERVES, AND SURPLUS	
RESERVE FOR UNCOLLECTED TAXES	543,395.89			Cash Liabilities	1,075,541.27
EMERGENCY EMPLOYMENT ACT OF 1971				Reserves for Receivables	165,060.72
EXPENDITURES TOTAL	8,106,712.18			Surplus Dec. 31,	1,480,380.44
				Total	2,720,982.43

0405

Population 1970 4,997
 Population 1972 5,400
 S & P Rating
 Moody Rating BAA

General Tax Rate Per \$100. 4.75
 State Equalized Tax Rate 3.61

BERLIN BOROUGH — CAMDEN COUNTY
Form of Government:
Borough Council
Number of Members on Governing Body 6

PER CAPITA: 769.12
 Gross Debt 121.70
 Net Debt .75
 Debt Service 314.44
 Total Tax Levy 99.15
 Municipal Expenditures

PER CENT: 11.25
 Gross Debt 1.78
 Net Debt 96.68
 Tax Levy Collected
 Tax Levy Cancelled, Abated or Adjusted .09

EXPENDITURES		REVENUES-REALIZED		1972 PROPERTY TAX	
GENERAL GOVERNMENT				STATE EQUALIZED TAX RATE	
Governing Body & Public Boards		1972 Property Taxes Collected	1,640,736.15	Local District School Taxes	1.56
Municipal Clerk		1972 Payments in Lieu of Taxes		Regional & Consolidated School Tax	.76
Financial Administration	3,500.00	Delinquent Tax & Lien Collections	48,299.62	School Taxes in Municipal Budget	
Assessment of Taxes	7,500.00	Business Personalty Replacement Taxes	34,025.61	County Taxes	.99
Collection of Taxes	11,900.00	Taxes from Public Utilities	92,453.36	County Library Taxes	.03
Planning, Housing & Development	6,350.00	Other Miscellaneous Tax Revenues		Local Municipal Purpose Taxes	.21
Human Resources		State Aid Revenues	37,600.88	Veteran & Senior Citizen Taxes	.07
Elections		Federal Aid Revenues		Total Taxes for Rate Computation	3.62
General Administration (other)	38,083.00	State and Local Fiscal Assistance Act Utilized		Special District Taxes	
JUDICIARY		Sale of Acquired Property	1,500.00	Bank Stock Taxes	4,331.13
Municipal Courts	10,450.00	Other Miscellaneous Revenues	65,721.07	Added and Omitted Taxes	70,318.51
PUBLIC SAFETY		Other Revenues, Revenue Sharing Tax Effort	32,592.69	Total Taxes Levied - ABSTRACT	1,657,949.30
Fire Protection	115,300.00	Total	1,552,929.38	Total Taxes Billed	1,657,126.09
Police Protection	5,206.71	Prior Years Surplus Appropriated	160,000.00	1972 TAXES COLLECTED	1,640,736.15
Civil Defense & Disaster Control	500.00	REVENUES TOTAL	2,112,925.38	1972 Taxes Cancelled, Abated or Adjusted	1,473.81
Environmental Inspection & Control	7,897.00			Transfer to Tax Title Liens or Foreclosed	3,776.15
Other Public Safety				Balance Outstanding Dec. 31, 1972	51,139.98
PUBLIC WORKS		CAPITAL OUTLAY	45,121.45	PRIOR YEARS TAXES OUTSTANDING	
Streets and Drainage	112,698.66	Public Enterprises		Balance January 1, 1972	41,624.26
Sewers and Sewage Processing		Recreation—Culture	27,796.50	Collected in 1972	41,621.28
Garbage and Trash Disposal	27,375.00	Public Works	17,324.95	Cancelled, Abated or Adjusted 1972	2.98
Public Buildings and Grounds	30,173.00	Buildings and Grounds		Transfers to Tax Title Liens or Foreclosed	
Other Public Works	15,000.00	Library and Education		Balance December 31, 1972	
HEALTH and WELFARE		Conservation		TAX TITLE LIENS OUTSTANDING	
Health Services Except Environmental	925.00	All Other		Balance January 1, 1972	13,464.08
Welfare-Public Assistance	2,500.00			Transfers From Taxes	3,804.53
Hospitals, Clinics, First Aid				Redeemed in 1972	6,678.34
Animal, Insect, & Rodent Control				Cancelled, Abated or Adjusted (1972)	
Other Welfare Services				Transfers to Foreclosed Property	455.83
RECREATION and CONSERVATION				Balance December 31, 1972	10,134.44
Beaches and Boardwalks				PROPERTY ACQUIRED BY DEED OR FORECLOSURE	
Parks, Playgrounds, Shade Trees	10,000.00			Balance January 1, 1972	16,894.17
Land Reclamation & Conservation				Transfers From Taxes or Liens	455.83
Other Recreational Services	3,000.00			Sale for Cash (1972)	1,500.00
EDUCATION (excluding schools)				Cancelled, Abated or Adjusted (1972)	
Libraries	4,280.29			Balance December 31, 1972	15,850.00
Other Educational Services				CURRENT FINANCES DECEMBER 31, 1972	
STATUTORY EXPENDITURES				ASSETS	
Pensions & F. I. C. A.	20,621.00			Cash Dec. 31, 1972	724,503.00
Employee Fringe Benefits	11,500.00			Taxes Receivable	51,139.98
Other Statutory Expenditures				Tax Title Liens	10,134.44
MUNICIPAL FUNCTIONS				Foreclosed Property	15,850.00
CAPITAL IMPROVEMENTS				Emergencies & Other Deferred Charges	10,280.35
DEBT SERVICE				State Aid Receivable	3,071.11
Principal Payments	3,000.00			Other Receivables	259.05
Interest Payments	1,050.00			Total	815,237.93
DEFERRED CHARGES				LIABILITIES, RESERVES, AND SURPLUS	
SCHOOL, COUNTY, SPECIAL DISTRICT TAXES	9,980.00			Cash Liabilities	534,648.29
RESERVE FOR UNCOLLECTED TAXES	1,528,898.53			Reserves for Receivables	77,383.47
EMERGENCY EMPLOYMENT ACT OF 1971	76,246.81			Surplus Dec. 31,	203,206.17
EXPENDITURES				Total	815,237.93
TOTAL	2,064,335.00				

0406

Population 1970 5,692
 Population 1972 5,835
 S & P Rating
 Moody Rating

General Tax Rate Per \$100. 8.06
 State Equalized Tax Rate 4.09

BERLIN TOWNSHIP — CAMDEN COUNTY
Form of Government:
Township Committee
Number of Members on Governing Body 5

PER CAPITA:
 Gross Debt 300.59
 Net Debt 12.07
 Debt Service .86
 Total Tax Levy 201.67
 Municipal Expenditures 61.63

PER CENT:
 Gross Debt 7.12
 Net Debt .29
 Tax Levy Collected 91.84
 Tax Levy Cancelled, Abated or Adjusted .12

EXPENDITURES		REVENUES-REALIZED		1972 PROPERTY TAX	
GENERAL GOVERNMENT				STATE EQUALIZED TAX RATE →	
Governing Body & Public Boards		1972 Property Taxes Collected	1,080,679.25	Local District School Taxes 1.16	329,457.18
Municipal Clerk		1972 Payments in Lieu of Taxes		Regional & Consolidated School Tax 1.45	422,333.82
Financial Administration	8,734.64	Delinquent Tax & Lien Collections	63,866.19	School Taxes in Municipal Budget	
Assessment of Taxes	2,250.02	Business Personalty Replacement Taxes	6,578.24	County Taxes .93	263,138.59
Collection of Taxes	6,461.14	Taxes from Public Utilities	32,675.08	County Library Taxes .03	8,220.41
Planning, Housing & Development	1,841.31	Other Miscellaneous Tax Revenues		Local Municipal Purpose Taxes .40	114,083.39
Human Resources	2.00	State Aid Revenues	21,120.21	Veteran & Senior Citizen Taxes .09	26,156.00
Elections	1,303.45	Federal Aid Revenues		Total Taxes for Rate Computation 4.10	1,163,389.79
General Administration (other)	38,029.84	State and Local Fiscal Assistance Act Utilized		Special District Taxes	22,775.00
JUDICIARY		Sale of Acquired Property	601.00	Bank Stock Taxes	616.61
Municipal Courts	5,741.43	Other Miscellaneous Revenues	21,169.73	Added and Omitted Taxes	16,098.46
PUBLIC SAFETY		Other Revenues, Revenue Sharing Tax Effort	17,661.10	Total Taxes Levied - ABSTRACT	1,176,723.86
Fire Protection	5,281.00	Total	1,244,350.80	Total Taxes Billed	1,176,653.42
Police Protection	39,552.27	Prior Years Surplus Appropriated	65,925.00	1972 TAXES COLLECTED	1,080,679.25
Civil Defense & Disaster Control	234.54	REVENUES TOTAL	1,310,275.80	1972 Taxes Cancelled, Abated or Adjusted	1,260.41
Environmental Inspection & Control	1,281.00	CAPITAL OUTLAY TOTAL	17,000.00	Transfer to Tax Title Liens or Foreclosed	18,275.13
Other Public Safety				Balance Outstanding Dec. 31, 1972	76,338.63
PUBLIC WORKS				PRIOR YEARS TAXES OUTSTANDING	
Streets and Drainage	74,544.08	Public Enterprises		Balance January 1, 1972	63,223.27
Sewers and Sewage Processing		Recreation—Culture		Collected in 1972	59,480.82
Garbage and Trash Disposal	25,241.23	Public Works	17,000.00	Cancelled, Abated or Adjusted 1972	
Public Buildings and Grounds	9,634.72	Buildings and Grounds		Transfers to Tax Title Liens or Foreclosed	
Other Public Works		Library and Education		Balance December 31, 1972	3,742.45
HEALTH and WELFARE		Conservation		TAX TITLE LIENS OUTSTANDING	
Health Services Except Environmental	416.00	All Other		Balance January 1, 1972	47,431.21
Welfare-Public Assistance	1,248.79	CAPITAL DEBT AUTHORIZED, DECEMBER 31, 1972		Transfers From Taxes	18,275.13
Hospitals, Clinics, First Aid	750.00	ISSUED AND UNISSUED		Redeemed in 1972	4,285.37
Animal, Insect, & Rodent Control		School	1,731,814	Cancelled, Abated or Adjusted (1972)	
Other Welfare Services		Self-liquidating		Transfers to Foreclosed Property	
RECREATION and CONSERVATION		Other	22,150	Balance December 31, 1972	61,320.57
Beaches and Boardwalks		Total	1,753,964	PROPERTY ACQUIRED BY DEED OR FORECLOSURE	
Parks, Playgrounds, Shade Trees	6,500.00	ISSUED AND OUTSTANDING		Balance January 1, 1972	22,266.00
Land Reclamation & Conservation		School	1,731,814.23	Transfers From Taxes or Liens	
Other Recreational Services	2,550.00	Self-Liquidating		Sale for Cash (1972)	1.00
EDUCATION (excluding schools)		Other	5,500.00	Cancelled, Abated or Adjusted (1972)	
Libraries	650.00	Total	1,737,314.23	Balance December 31, 1972	22,265.00
Other Educational Services		EQUALIZED VALUATION BASIS		CURRENT FINANCES DECEMBER 31, 1972	
STATUTORY EXPENDITURES		FOR NET DEBT COMPUTATION	24,628,427.00	ASSETS	
Pensions & F. I. C. A.	7,364.10	REAL PROPERTY VALUATIONS		Cash Dec. 31, 1972	160,906.04
Employee Fringe Benefits	1,798.44	Code Class # of Parcels % VAL'N		Taxes Receivable	80,081.08
Other Statutory Expenditures		1 Vacant Land 495 3.98	569,195.00	Tax Title Liens	61,320.97
MUNICIPAL FUNCTIONS		2 Residential 1227 82.92	11,864,050.00	Foreclosed Property	22,265.00
CAPITAL IMPROVEMENTS		3 Farm 6 .71	101,600.00	Emergencies & Other Deferred Charges	1,217.18
DEBT SERVICE		4a Commercial 51 6.75	565,500.00	State Aid Receivable	64,944.64
Principal Payments	4,500.00	4b Industrial 1 .21	29,500.00	Other Receivables	21,351.39
Interest Payments	500.00	4c Apartments 4 5.43	777,000.00	Total	412,126.30
DEFERRED CHARGES		1784 Total	14,307,245.00	LIABILITIES, RESERVES, AND SURPLUS	
SCHOOL, COUNTY, SPECIAL DISTRICT TAXES	1,045,525.40	Land Area 3.27 Sq. Miles		Cash Liabilities	163,005.22
RESERVE FOR UNCOLLECTED TAXES	112,715.00	Net Valuation Taxable-Municipal	14,433,337.00	Reserves for Receivables	168,058.44
EMERGENCY EMPLOYMENT ACT OF 1971		Net Valuation Taxable-County	25,738,961.00	Surplus Dec. 31,	81,062.64
EXPENDITURES		State Equalization Ratio	50.84	Total	412,126.30
TOTAL	241,510.00				
MEMO	17,000.00				

1802

Population 1970 13,305
 Population 1972 13,710
 S & P Rating
 Moody Rating

General Tax Rate Per \$100. 7.00
 State Equalized Tax Rate 3.26

BERNARDS TOWNSHIP — SOMERSET COUNTY

Form of Government:
 Township Committee
 Number of Members on Governing Body 5

PER CAPITA:
 Gross Debt 351.97
 Net Debt 44.09
 Debt Service 1.13
 Total Tax Levy 419.11
 Municipal Expenditures 125.87

PER CENT:
 Gross Debt 3.20
 Net Debt .40
 Tax Levy Collected 96.08
 Tax Levy Cancelled, Abated or Adjusted .22

EXPENDITURES		REVENUES-REALIZED		1972 PROPERTY TAX	
GENERAL GOVERNMENT		1972 Property Taxes Collected		STATE EQUALIZED TAX RATE 2.21	
Governing Body & Public Boards		1972 Payments in Lieu of Taxes	5,526,321.03	Local District School Taxes	3,890,745.00
Municipal Clerk		Delinquent Tax & Lien Collections	16,498.48	Regional & Consolidated School Tax	
Financial Administration	4,877.00	Business Personalty Replacement Taxes	161,188.48	School Taxes in Municipal Budget	
Assessment of Taxes	13,540.00	Taxes from Public Utilities	24,889.89	County Taxes	.43 753,266.25
Collection of Taxes	16,382.00	Other Miscellaneous Tax Revenues	243,508.67	County Library Taxes	.02 35,026.88
Planning, Housing & Development	20,150.00	State Aid Revenues	57,529.05	Local Municipal Purpose Taxes	.57 1,005,246.45
Human Resources		Federal Aid Revenues		Veteran & Senior Citizen Taxes	.03 57,870.00
Elections	1,400.00	State and Local Fiscal Assistance Act Utilized		Total Taxes for Rate Computation	3.26 5,742,154.62
General Administration (other)	231,565.00	Sale of Acquired Property		Special District Taxes	
JUDICIARY		Other Miscellaneous Revenues	46,517.43	Bank Stock Taxes	3,946.29
Municipal Courts	28,145.00	Other Revenues, Revenue Sharing Tax Effort	116,472.74	Added and Omitted Taxes	57,734.04
PUBLIC SAFETY		Total	6,193,325.77	Total Taxes Levied - ABSTRACT	5,745,564.95
Fire Protection	59,000.00	Prior Years Surplus Appropriated	369,300.00	Total Taxes Billed	5,751,564.83
Police Protection	306,454.00	REVENUES TOTAL	6,562,625.77	1972 TAXES COLLECTED	5,526,321.03
Civil Defense & Disaster Control		CAPITAL OUTLAY TOTAL	50,447.91	1972 Taxes Cancelled, Abated or Adjusted	12,429.23
Environmental Inspection & Control	7,150.00	Public Enterprises		Transfer to Tax Title Liens or Foreclosed	10,264.50
Other Public Safety		Recreation—Culture		Balance Outstanding Dec. 31, 1972	202,550.07
PUBLIC WORKS		Public Works	27,510.48	PRIOR YEARS TAXES OUTSTANDING	
Streets and Drainage	365,172.00	Buildings and Grounds	22,937.43	Balance January 1, 1972	165,827.84
Sewers and Sewage Processing		Library and Education		Collected in 1972	161,188.48
Garbage and Trash Disposal		Conservation		Cancelled, Abated or Adjusted 1972	1,191.52
Public Buildings and Grounds	51,405.00	All Other		Transfers to Tax Title Liens or Foreclosed	451.35
Other Public Works				Balance December 31, 1972	2,596.49
HEALTH and WELFARE				TAX TITLE LIENS OUTSTANDING	
Health Services Except Environmental	21,434.00			Balance January 1, 1972	40,024.52
Welfare-Public Assistance	1,350.00			Transfers From Taxes	10,783.42
Hospitals, Clinics, First Aid				Redeemed in 1972	
Animal, Insect, & Rodent Control				Cancelled, Abated or Adjusted (1972)	
Other Welfare Services				Transfers to Foreclosed Property	
RECREATION and CONSERVATION				Balance December 31, 1972	50,807.94
Beaches and Boardwalks	1,500.00			PROPERTY ACQUIRED BY DEED OR	
Parks, Playgrounds, Shade Trees	1,000.00			FORECLOSURE	
Land Reclamation & Conservation	15,000.00			Balance January 1, 1972	100.00
Other Recreational Services				Transfers From Taxes or Liens	
EDUCATION (excluding schools)				Sale for Cash (1972)	
Libraries	36,000.00			Cancelled, Abated or Adjusted (1972)	
Other Educational Services				Balance December 31, 1972	100.00
STATUTORY EXPENDITURES				CURRENT FINANCES DECEMBER 31, 1972	
Pensions & F. I. C. A.	61,531.00			ASSETS	
Employee Fringe Benefits	21,500.00			Cash Dec. 31, 1972	704,275.71
Other Statutory Expenditures				Taxes Receivable	205,546.56
MUNICIPAL FUNCTIONS TOTAL	1,264,555.00			Tax Title Liens	50,807.94
CAPITAL IMPROVEMENTS *MEMO*	317,200.00			Foreclosed Property	100.00
DEBT SERVICE				Emergencies & Other Deferred Charges	500.00
Principal Payments	3,500.00			State Aid Receivable	156,077.33
Interest Payments	12,000.00			Other Receivables	
DEFERRED CHARGES	15,314.68			Total	1,159,307.54
SCHOOL, COUNTY, SPECIAL DISTRICT TAXES	4,675,038.17			LIABILITIES, RESERVES, AND SURPLUS	
RESERVE FOR UNCOLLECTED TAXES	420,267.33			Cash Liabilities	361,170.42
EMERGENCY EMPLOYMENT ACT OF 1971				Reserves for Receivables	256,454.50
EXPENDITURES TOTAL	6,404,675.18			Surplus Dec. 31,	541,682.62
				Total	1,159,307.54

1803

Population 1970 **6,652**
 Population 1972 **6,760**
 S & P Rating
 Moody Rating

General Tax Rate Per \$100. **4.75**
 State Equalized Tax Rate **2.62**

BERNARDSVILLE BOROUGH — SOMERSET CO.
Form of Government:
Borough Council
Number of Members on Governing Body 6

PER CAPITA:
 Gross Debt **538.02**
 Net Debt **132.84**
 Debt Service **1.86**
 Total Tax Levy **455.80**
 Municipal Expenditures **183.24**

PER CENT:
 Gross Debt **3.50**
 Net Debt **.86**
 Tax Levy Collected **93.88**
 Tax Levy Cancelled, Abated or Adjusted **.91**

EXPENDITURES		REVENUES-REALIZED		1972 PROPERTY TAX	
GENERAL GOVERNMENT				STATE EQUALIZED TAX RATE 2.62	
Governing Body & Public Boards		1972 Property Taxes Collected	2,897,285.15	Local District School Taxes	1.57
Municipal Clerk		1972 Payments in Lieu of Taxes	714.94	Regional & Consolidated School Tax	
Financial Administration	4,600.00	Delinquent Tax & Lien Collections	105,349.03	School Taxes in Municipal Budget	
Assessment of Taxes	9,200.00	Business Personalty Replacement Taxes	53,125.45	County Taxes	.43
Collection of Taxes	12,600.00	Taxes from Public Utilities	134,597.62	County Library Taxes	.02
Planning, Housing & Development	16,600.00	Other Miscellaneous Tax Revenues		Local Municipal Purpose Taxes	.57
Human Resources		State Aid Revenues	32,577.18	Veteran & Senior Citizen Taxes	.03
Elections		Federal Aid Revenues		Total Taxes for Rate Computation	2.62
General Administration (other)	134,150.00	State and Local Fiscal Assistance Act Utilized		Special District Taxes	
JUDICIARY		Sale of Acquired Property		Bank Stock Taxes	5,177.00
Municipal Courts	9,000.00	Other Miscellaneous Revenues	45,354.40	Added and Omitted Taxes	4,496.68
PUBLIC SAFETY		Other Revenues, Revenue Sharing Tax Effort	29,674.27	Total Taxes Levied - ABSTRACT	3,081,190.83
Fire Protection	30,625.00	Total	3,298,678.04	Total Taxes Billed	2,086,052.77
Police Protection	272,950.00	Prior Years Surplus Appropriated	222,000.00	1972 TAXES COLLECTED	2,857,285.15
Civil Defense & Disaster Control	100.00	REVENUES TOTAL	3,520,678.04	1972 Taxes Cancelled, Abated or Adjusted	28,200.16
Environmental Inspection & Control	9,710.00	CAPITAL OUTLAY TOTAL	248,561.94	Transfer to Tax Title Liens or Foreclosed	4,187.08
Other Public Safety				Balance Outstanding Dec. 31, 1972	156,280.38
PUBLIC WORKS				PRIOR YEARS TAXES OUTSTANDING	
Streets and Drainage	109,475.00	Public Enterprises		Balance January 1, 1972	114,758.27
Sewers and Sewage Processing	28,850.00	Recreation—Culture	572.94	Collected in 1972	105,349.03
Garbage and Trash Disposal	64,100.00	Public Works	232,284.53	Cancelled, Abated or Adjusted 1972	
Public Buildings and Grounds	24,175.00	Buildings and Grounds	15,704.47	Transfers to Tax Title Liens or Foreclosed	740.35
Other Public Works		Library and Education		Balance December 31, 1972	8,668.85
HEALTH and WELFARE		Conservation		TAX TITLE LIENS OUTSTANDING	
Health Services Except Environmental	23,755.00	All Other		Balance January 1, 1972	20,758.12
Welfare-Public Assistance	1,390.00	CAPITAL DEBT AUTHORIZED, DECEMBER 31, 1972		Transfers From Taxes	5,029.75
Hospitals, Clinics, First Aid		ISSUED AND UNISSUED		Redeemed in 1972	
Animal, Insect, & Rodent Control		School	2,739,000	Cancelled, Abated or Adjusted (1972)	
Other Welfare Services		Self-Liquidating		Transfers to Foreclosed Property	
RECREATION and CONSERVATION		Other	857,996	Balance December 31, 1972	25,787.87
Beaches and Boardwalks		Total	3,636,996	PROPERTY ACQUIRED BY DEED OR FORECLOSURE	
Parks, Playgrounds, Shade Trees	1,500.00	ISSUED AND OUTSTANDING		Balance January 1, 1972	
Land Reclamation & Conservation		School	2,739,000.00	Transfers From Taxes or Liens	
Other Recreational Services	26,400.00	Self-Liquidating		Sale for Cash (1972)	
EDUCATION (excluding schools)		Other	572,500.00	Cancelled, Abated or Adjusted (1972)	
Libraries	30,000.00	Total	3,311,500.00	Balance December 31, 1972	
Other Educational Services		EQUALIZED VALUATION BASIS		CURRENT FINANCES DECEMBER 31, 1972	
STATUTORY EXPENDITURES		FOR NET DEBT COMPUTATION	104,003,213.67	ASSETS	
Pensions & F. I. C. A.	40,550.00	REAL PROPERTY VALUATIONS		Cash Dec. 31, 1972	466,140.36
Employee Fringe Benefits	12,600.00	Code Class # of Parcels % VAL'N	ASSESSED VALUATION	Taxes Receivable	165,049.27
Other Statutory Expenditures		1 Vacant Land 268 6.16	3,954,600.00	Tax Title Liens	25,787.87
MUNICIPAL FUNCTIONS	TOTAL	2 Residential 1742 81.54	52,307,600.00	Foreclosed Property	
CAPITAL IMPROVEMENTS	*MEMO*	3 Farm 17 .51	323,650.00	Emergencies & Other Deferred Charges	84,354.00
DEBT SERVICE		4a Commercial 102 5.35	6,000,300.00	State Aid Receivable	67,376.00
Principal Payments		4b Industrial 2 1.83	1,176,750.00	Other Receivables	237.56
Interest Payments	12,600.00	4c Apartments 3 .60	386,500.00	Total	808,945.06
DEFERRED CHARGES	54,600.00	2134 Total	64,149,400.00	LIABILITIES, RESERVES, AND SURPLUS	
SCHOOL, COUNTY, SPECIAL DISTRICT TAXES	2,354,221.15	Land Area 12.85 Sq. Miles		Cash Liabilities	288,440.98
RESERVE FOR UNCOLLECTED TAXES	309,193.00	Net Valuation Taxable-Municipal	64,917,000.00	Reserves for Receivables	191,074.70
EMERGENCY EMPLOYMENT ACT OF 1971		Net Valuation Taxable-County	103,576,306.00	Surplus Dec. 31,	329,429.38
EXPENDITURES	TOTAL	State Equalization Ratio	54.76	Total	808,945.06
	3,632,544.15				

1002

Population 1970 1,385
Population 1972 1,480
S & P Rating
Moody Rating

General Tax Rate Per \$100. 5.52
State Equalized Tax Rate 2.96

BETHLEHEM TOWNSHIP — HUNTERDON COUNTY

Form of Government:
Township Committee
Number of Members on Governing Body 3

PER CAPITA: 242.32
Gross Debt
Net Debt
Debt Service
Total Tax Levy 484.90
Municipal Expenditures 174.12
PER CENT: 1.79
Gross Debt
Net Debt
Tax Levy Collected 84.27
Tax Levy Cancelled, Abated or Adjusted 1.16

EXPENDITURES		REVENUES-REALIZED		1972 PROPERTY TAX	
GENERAL GOVERNMENT				STATE EQUALIZED TAX RATE 1.42	
Governing Body & Public Boards		1972 Property Taxes Collected 606,038.05		Local District School Taxes	342,954.00
Municipal Clerk		1972 Payments in Lieu of Taxes 69,208.85		Regional & Consolidated School Tax .89	215,417.33
Financial Administration	2,925.00	Delinquent Tax & Lien Collections 13,367.72		School Taxes in Municipal Budget	
Assessment of Taxes	19,550.00	Business Personalty Replacement Taxes 44,507.26		County Taxes .42	101,529.03
Collection of Taxes	3,291.92	Other Miscellaneous Tax Revenues 28,424.73		County Library Taxes .02	4,941.56
Planning, Housing & Development	7,550.20	State Aid Revenues 23,201.52		Local Municipal Purpose Taxes .17	40,028.72
Human Resources		Federal Aid Revenues 14,136.30		Veteran & Senior Citizen Taxes .03	8,150.00
Elections	500.00	Other Revenues, Revenue Sharing Tax Effort 798,884.43		Total Taxes for Rate Computation 2.95	713,021.04
General Administration (other)	23,800.00	Prior Years Surplus Appropriated 65,000.00		Special District Taxes	
JUDICIARY		REVENUES TOTAL 863,884.43		Bank Stock Taxes	
Municipal Courts	2,805.80	CAPITAL OUTLAY TOTAL 9,240.50		Added and Omitted Taxes	12,773.78
PUBLIC SAFETY		Public Enterprises		Total Taxes Levied - ABSTRACT	717,644.82
Fire Protection	3,400.00	Recreation—Culture		Total Taxes Billed	719,132.53
Police Protection	3,350.00	Public Works		1972 TAXES COLLECTED	606,038.05
Civil Defense & Disaster Control	100.00	Buildings and Grounds		1972 Taxes Cancelled, Abated or Adjusted	8,348.45
Environmental Inspection & Control	3,209.25	Library and Education		Transfer to Tax Title Liens or Foreclosed	7,183.73
Other Public Safety		Conservation		Balance Outstanding Dec. 31, 1972	97,562.30
PUBLIC WORKS		All Other		PRIOR YEARS TAXES OUTSTANDING	
Streets and Drainage	52,691.78	CAPITAL DEBT AUTHORIZED, DECEMBER 31, 1972		Balance January 1, 1972	76,897.21
Sewers and Sewage Processing		ISSUED AND UNISSUED GROSS DEBT NET DEBT		Collected in 1972	68,731.28
Garbage and Trash Disposal	600.00	School 358,633		Cancelled, Abated or Adjusted 1972	3,894.64
Public Buildings and Grounds	3,000.00	Self-liquidating		Transfers to Tax Title Liens or Foreclosed	3,554.08
Other Public Works		Other		Balance December 31, 1972	717.21
HEALTH and WELFARE		Total 358,633		TAX TITLE LIENS OUTSTANDING	
Health Services Except Environmental	800.00	ISSUED AND OUTSTANDING		Balance January 1, 1972	5,378.60
Welfare-Public Assistance	550.00	School 331,529.22		Transfers From Taxes	11,100.43
Hospitals, Clinics, First Aid		Self-liquidating		Redeemed in 1972	477.57
Animal, Insect, & Rodent Control	550.00	Other		Cancelled, Abated or Adjusted (1972)	
Other Welfare Services		Total 331,529.22		Transfers to Foreclosed Property	
RECREATION and CONSERVATION		EQUALIZED VALUATION BASIS FOR NET DEBT COMPUTATION 20,013,331.67		Balance December 31, 1972	16,001.46
Beaches and Boardwalks		REAL PROPERTY VALUATIONS		PROPERTY ACQUIRED BY DEED OR FORECLOSURE	
Parks, Playgrounds, Shade Trees		Code Class # of Parcels % VAL'N ASSESSED VALUATION		Balance January 1, 1972	
Land Reclamation & Conservation		1 Vacant Land 386 15.01 1,924,597.00		Transfers From Taxes or Liens	
Other Recreational Services	250.00	2 Residential 425 52.65 6,750,405.00		Sale for Cash (1972)	
EDUCATION (excluding schools)		3 Farm 203 21.49 2,756,203.00		Cancelled, Abated or Adjusted (1972)	
Libraries		4a Commercial 18 9.02 1,156,440.00		Balance December 31, 1972	
Other Educational Services		4b Industrial 2 1.82 232,700.00		CURRENT FINANCES DECEMBER 31, 1972	
STATUTORY EXPENDITURES		4c Apartments 1034 Total 12,820,345.00		ASSETS	
Pensions & F. I. C. A.	3,568.00	Land Area 20.60 Sq. Miles		Cash Dec. 31, 1972	349,491.33
Employee Fringe Benefits		Net Valuation Taxable-Municipal 12,936,026.00		Taxes Receivable	58,279.51
Other Statutory Expenditures		Net Valuation Taxable-County 21,838,926.00		Tax Title Liens	16,001.46
MUNICIPAL FUNCTIONS TOTAL 173,691.55		State Equalization Ratio 53.63		Foreclosed Property	
CAPITAL IMPROVEMENTS *MEMO* 42,400.00				Emergencies & Other Deferred Charges	16,632.66
DEBT SERVICE				State Aid Receivable	54,699.00
Principal Payments				Other Receivables	11,849.21
Interest Payments				Total	546,953.17
DEFERRED CHARGES 3.70				LIABILITIES, RESERVES, AND SURPLUS	
SCHOOL, COUNTY, SPECIAL DISTRICT TAXES 664,842.32				Cash Liabilities	338,545.12
RESERVE FOR UNCOLLECTED TAXES 84,004.31				Reserves for Receivables	126,130.18
EMERGENCY EMPLOYMENT ACT OF 1971				Surplus Dec. 31,	82,277.87
EXPENDITURES TOTAL 922,542.28				Total	546,953.17

0302

Population 1970 3,105
 Population 1972 3,140
 S & P Rating
 Moody Rating

General Tax Rate Per \$100. 4.52
 State Equalized Tax Rate 4.00

BEVERLY CITY — BURLINGTON COUNTY
 Form of Government:
 Special Charter (P.L. 1857 c.162)
 Number of Members on Governing Body 9

PER CAPITA:
 Gross Debt 76.22
 Net Debt 6.15
 Debt Service 6.23
 Total Tax Levy 193.50
 Municipal Expenditures 121.12

PER CENT:
 Gross Debt 1.78
 Net Debt .14
 Tax Levy Collected 87.22
 Tax Levy Cancelled, Abated or Adjusted .30

EXPENDITURES		REVENUES-REALIZED		1972 PROPERTY TAX	
GENERAL GOVERNMENT		1972 Property Taxes Collected		STATE EQUALIZED TAX RATE 2.29	
Governing Body & Public Boards		1972 Payments in Lieu of Taxes	529,939.03	Local District School Taxes	357,385.50
Municipal Clerk		Delinquent Tax & Lien Collections	14,118.76	Regional & Consolidated School Tax	
Financial Administration	3,883.00	Business Personalty Replacement Taxes	78,290.20	School Taxes in Municipal Budget	5,239.50
Assessment of Taxes	1,600.00	Taxes from Public Utilities	18,009.78	County Taxes	88,877.36
Collection of Taxes	6,504.38	Other Miscellaneous Tax Revenues	45,584.70	County Library Taxes	3,556.10
Planning, Housing & Development	900.00	State Aid Revenues	29,865.66	Local Municipal Purpose Taxes	144,500.74
Human Resources		Federal Aid Revenues		Veteran & Senior Citizen Taxes	20,850.00
Elections		State and Local Fiscal Assistance Act Utilized	5,355.00	Total Taxes for Rate Computation	624,449.20
General Administration (other)	21,151.19	Sale of Acquired Property	47,741.83	Special District Taxes	
JUDICIARY		Other Miscellaneous Revenues	11,803.29	Bank Stock Taxes	2,701.76
Municipal Courts	2,201.08	Other Revenues, Revenue Sharing Tax Effort	780,708.25	Added and Omitted Taxes	1,301.76
PUBLIC SAFETY		Prior Years Surplus Appropriated	25,000.00	Total Taxes Levied - ABSTRACT	607,602.72
Fire Protection	12,800.00	REVENUES TOTAL	805,708.25	Total Taxes Billed	607,602.72
Police Protection	57,010.54	CAPITAL OUTLAY TOTAL	21,472.42	1972 TAXES COLLECTED	529,939.03
Civil Defense & Disaster Control	1,850.00	Public Enterprises		1972 Taxes Cancelled, Abated or Adjusted	1,801.22
Environmental Inspection & Control	700.00	Recreation—Culture		Transfer to Tax Title Liens or Foreclosed	17,077.66
Other Public Safety		Public Works	21,472.42	Balance Outstanding Dec. 31, 1972	58,784.81
PUBLIC WORKS		Buildings and Grounds		PRIOR YEARS TAXES OUTSTANDING	
Streets and Drainage	65,900.00	Library and Education		Balance January 1, 1972	83,025.64
Sewers and Sewage Processing		Conservation		Collected in 1972	66,050.34
Garbage and Trash Disposal	5,000.00	All Other		Cancelled, Abated or Adjusted 1972	
Public Buildings and Grounds	12,000.00	CAPITAL DEBT AUTHORIZED, DECEMBER 31, 1972		Transfers to Tax Title Liens or Foreclosed	2,751.50
Other Public Works		ISSUED AND UNISSUED		Balance December 31, 1972	14,223.80
HEALTH and WELFARE		School	220,000	TAX TITLE LIENS OUTSTANDING	
Health Services Except Environmental	2,720.00	Self-liquidating	19,320	Balance January 1, 1972	47,753.91
Welfare-Public Assistance	1,350.00	Other	19,320	Transfers From Taxes	20,130.32
Hospitals, Clinics, First Aid		Total	239,320	Redeemed in 1972	12,239.86
Animal, Insect, & Rodent Control		ISSUED AND OUTSTANDING		Cancelled, Abated or Adjusted (1972)	
Other Welfare Services		School	220,000.00	Transfers to Foreclosed Property	
RECREATION and CONSERVATION		Self-liquidating	19,320.00	Balance December 31, 1972	55,644.37
Beaches and Boardwalks		Other	19,320.00	PROPERTY ACQUIRED BY DEED OR	
Parks, Playgrounds, Shade Trees	4,000.00	Total	239,320.00	FORECLOSURE	
Land Reclamation & Conservation		EQUALIZED VALUATION BASIS		Balance January 1, 1972	5,610.00
Other Recreational Services	700.00	FOR NET DEBT COMPUTATION	13,477,835.33	Transfers From Taxes or Liens	
EDUCATION (excluding schools)		REAL PROPERTY VALUATIONS		Sale for Cash (1972)	
Libraries	750.00	Code Class # of Parcels % VAL'N		Cancelled, Abated or Adjusted (1972)	
Other Educational Services		1 Vacant Land 43 .75	102,500.00	Balance December 31, 1972	5,610.00
STATUTORY EXPENDITURES		2 Residential 800 83.16	11,417,080.00	CURRENT FINANCES DECEMBER 31, 1972	
Pensions & F. I. C. A.	11,121.81	3 Farm 2 .22	29,800.00	ASSETS	
Employee Fringe Benefits	2,000.00	4a Commercial 65 9.93	1,362,600.00	Cash Dec. 31, 1972	155,725.49
Other Statutory Expenditures		4b Industrial 13 5.55	816,300.00	Taxes Receivable	73,008.61
MUNICIPAL FUNCTIONS TOTAL	214,142.00	4c Apartments		Tax Title Liens	55,644.37
CAPITAL IMPROVEMENTS *MEMO*	34,000.00	923 Total	13,728,280.00	Foreclosed Property	5,610.00
DEBT SERVICE		Land Area .54 Sq. Miles		Emergencies & Other Deferred Charges	13,400.00
Principal Payments	11,160.00	Net Valuation Taxable-Municipal	13,831,499.00	State Aid Receivable	8,000.00
Interest Payments	8,405.00	Net Valuation Taxable-County	14,245,433.00	Other Receivables	
TYPE I SCHL DEBT *MEMO	18,165.00	State Equalization Ratio	88.52	Total	211,388.47
DEFERRED CHARGES	3,600.00			LIABILITIES, RESERVES, AND SURPLUS	
SCHOOL, COUNTY, SPECIAL DISTRICT TAXES	455,098.46			Cash Liabilities	71,493.32
RESERVE FOR UNCOLLECTED TAXES	106,000.00			Reserves for Receivables	134,262.98
EMERGENCY EMPLOYMENT ACT OF 1971	37,000.00			Surplus Dec. 31,	105,632.17
EXPENDITURES TOTAL	839,405.46			Total	211,388.47

1971/3000

* ABOVE DEBT SERVICE INCLUDES TYPE I SCHOOL DEBT

General Tax Rate Per \$100.	1.10
State Equalized Tax Rate	.79

BLAIRSTOWN TOWNSHIP – WARREN COUNTY

Form of Government:
Township Committee
Number of Members on Governing Body 5

PER CAPITA:		PER CENT:	
Gross Debt	503.87	Gross Debt	3.78
Net Debt		Net Debt	
Debt Service		Tax Levy Collected	88.56
Total Tax Levy	264.35	Tax Levy Cancelled, Abated	
Municipal Expenditures	685.79	or Adjusted	.68

EXPENDITURES		REVENUES-REALIZED		1972 PROPERTY TAX	
GENERAL GOVERNMENT				STATE EQUALIZED TAX RATE	
Governing Body & Public Boards		1972 Property Taxes Collected	275,928.67	Local District School Taxes	
Municipal Clerk		1972 Payments in Lieu of Taxes	21,649.00	Regional & Consolidated School Tax	
Financial Administration	4,500.00	Delinquent Tax & Lien Collections	24,592.00	School Taxes in Municipal Budget	
Assessment of Taxes	4,520.00	Business Personality Replacement Taxes	1,471,178.36	County Taxes	.75 289,578.29
Collection of Taxes	3,290.00	Taxes from Public Utilities		County Library Taxes	.02 9,466.93
Planning, Housing & Development	10,430.00	Other Miscellaneous Tax Revenues		Local Municipal Purpose Taxes	.80 309,653.47
Human Resources		State Aid Revenues	8,347.00	Veteran & Senior Citizen Taxes	.03 12,670.00
Elections		Federal Aid Revenues		Total Taxes for Rate Computation	1.60 621,268.69
General Administration (other)	32,625.00	State and Local Fiscal Assistance Act Utilized		Special District Taxes	
JUDICIARY		Sale of Acquired Property		Bank Stock Taxes	2,061.75
Municipal Courts	1,800.00	Other Miscellaneous Revenues	123,915.51	Added and Omitted Taxes	11,772.51
PUBLIC SAFETY		Other Revenues, Revenue Sharing Tax Effort	3,320.25	Total Taxes Levied - ABSTRACT	622,532.95
Fire Protection	16,000.00	Total	1,528,930.79	Total Taxes Billed	311,564.54
Police Protection	18,000.00	Prior Years Surplus Appropriated	627,806.49	1972 TAXES COLLECTED	275,928.67
Civil Defense & Disaster Control	1,200.00	REVENUES TOTAL	2,556,737.28	1972 Taxes Cancelled, Abated or Adjusted	2,130.50
Environmental Inspection & Control	2,575.00	CAPITAL OUTLAY TOTAL		Transfer to Tax Title Liens or Foreclosed	165.28
Other Public Safety				Balance Outstanding Dec. 31, 1972	33,340.09
PUBLIC WORKS				PRIOR YEARS TAXES OUTSTANDING	
Streets and Drainage	568,300.00	Public Enterprises		Balance January 1, 1972	30,565.53
Sewers and Sewage Processing		Recreation—Culture		Collected in 1972	21,449.00
Garbage and Trash Disposal	15,500.00	Public Works		Cancelled, Abated or Adjusted 1972	154.56
Public Buildings and Grounds	15,600.00	Buildings and Grounds		Transfers to Tax Title Liens or Foreclosed	
Other Public Works		Library and Education		Balance December 31, 1972	8,961.97
HEALTH and WELFARE		Conservation		TAX TITLE LIENS OUTSTANDING	
Health Services Except Environmental	4,700.00	All Other		Balance January 1, 1972	1,396.86
Welfare-Public Assistance	500.00	CAPITAL DEBT AUTHORIZED, DECEMBER 31, 1972		Transfers From Taxes	165.28
Hospitals, Clinics, First Aid	250.00	ISSUED AND UNISSUED	GROSS DEBT	NET DEBT	
Animal, Insect, & Rodent Control	100.00	School	1,186,604		
Other Welfare Services		Self-liquidating			
RECREATION and CONSERVATION		Other			
Beaches and Boardwalks		Total	1,186,604		
Parks, Playgrounds, Shade Trees		ISSUED AND OUTSTANDING			
Land Reclamation & Conservation		School	1,186,604.23		
Other Recreational Services	8,500.00	Self-Liquidating			
EDUCATION (excluding schools)		Other			
Libraries	1,500.00	Total	1,186,604.23		
Other Educational Services	810,867.00	EQUALIZED VALUATION BASIS			
STATUTORY EXPENDITURES		FOR NET DEBT COMPUTATION	31,422,259.67		
Pensions & F. I. C. A.	8,309.00	REAL PROPERTY VALUATIONS			
Employee Fringe Benefits	6,000.00	Code Class # of Parcels % VAL'N	ASSESSED VALUATION		
Other Statutory Expenditures		1 Vacant Land 338 12.62	3,530,075.00		
MUNICIPAL FUNCTIONS	TOTAL 1,535,166.00	2 Residential 622 52.96	14,817,735.00		
CAPITAL IMPROVEMENTS	*MEMO* 522,000.00	3 Farm 254 18.01	5,037,525.00		
DEBT SERVICE		4a Commercial 88 12.26	3,425,175.00		
Principal Payments		4b Industrial 6 4.16	1,164,125.00		
Interest Payments		4c Apartments			
		1308 Total	27,578,635.00		
DEFERRED CHARGES	42,380.49	Land Area 30.90 Sq. Miles			
SCHOOL, COUNTY, SPECIAL DISTRICT TAXES	299,045.22	Net Valuation Taxable-Municipal	28,167,970.00		
RESERVE FOR UNCOLLECTED TAXES	37,500.00	Net Valuation Taxable-County	34,935,779.00		
EMERGENCY EMPLOYMENT ACT OF 1971		State Equalization Ratio	72.68		
EXPENDITURES	TOTAL 1,914,091.71				

0702

Population 1970 52,029
 Population 1972 52,740
 S & P Rating AA
 Moody Rating AA

General Tax Rate Per \$100. 4.69
 State Equalized Tax Rate 4.28

BLOOMFIELD TOWN — ESSEX COUNTY

Form of Government:

Special Charter (P.L. 1955 c.201)

Number of Members on Governing Body 7

PER CAPITA:

Gross Debt 275.78
 Net Debt 105.93
 Debt Service 16.65
 Total Tax Levy 378.24
 Municipal Expenditures 176.36

PER CENT:

Gross Debt 3.45
 Net Debt 1.32
 Tax Levy Collected 96.28
 Tax Levy Cancelled, Abated or Adjusted 1.25

EXPENDITURES		REVENUES-REALIZED		1972 PROPERTY TAX	
GENERAL GOVERNMENT		1972 Property Taxes Collected		STATE EQUALIZED TAX RATE 1.75	
Governing Body & Public Boards	52,450.00	1972 Payments in Lieu of Taxes	19,252,974.39	Local District School Taxes	8,234,826.76
Municipal Clerk	107,068.00	Delinquent Tax & Lien Collections	385,468.15	Regional & Consolidated School Tax	439,110.50
Financial Administration	41,540.00	Business Personalty Replacement Taxes	856,920.92	School Taxes in Municipal Budget	1.05
Assessment of Taxes		Taxes from Public Utilities	713,657.70	County Taxes	1.28
Collection of Taxes	28,020.00	Other Miscellaneous Tax Revenues		County Library Taxes	
Planning, Housing & Development	18,655.00	State Aid Revenues	360,527.61	Local Municipal Purpose Taxes	1.10
Human Resources		Federal Aid Revenues	78,757.54	Veteran & Senior Citizen Taxes	.06
Elections		State and Local Fiscal Assistance Act Utilized		Total Taxes for Rate Computation	4.28
General Administration (other)	324,710.00	Sale of Acquired Property	45,000.00	Special District Taxes	
JUDICIARY		Other Miscellaneous Revenues	647,311.52	Bank Stock Taxes	27,236.74
Municipal Courts	62,170.00	Other Revenues, Revenue Sharing Tax Effort	159,654.89	Added and Omitted Taxes	75,714.97
PUBLIC SAFETY		Total	22,500,272.72	Total Taxes Levied - ABSTRACT	19,548,509.31
Fire Protection	1,427,515.00	Prior Years Surplus Appropriated	840,000.00	Total Taxes Billed	19,597,150.74
Police Protection	1,677,164.00	REVENUES TOTAL	23,340,272.72	1972 TAXES COLLECTED	19,252,974.39
Civil Defense & Disaster Control	14,330.00	CAPITAL OUTLAY TOTAL	812,751.60	1972 Taxes Cancelled, Abated or Adjusted	250,709.56
Environmental Inspection & Control	189,803.00	Public Enterprises		Transfer to Tax Title Liens or Foreclosed	12,423.00
Other Public Safety		Recreation—Culture	39,875.34	Balance Outstanding Dec. 31, 1972	481,643.79
PUBLIC WORKS		Public Works	714,366.87	PRIOR YEARS TAXES OUTSTANDING	
Streets and Drainage	350,785.33	Buildings and Grounds	58,509.39	Balance January 1, 1972	418,322.47
Sewers and Sewage Processing	185,464.00	Library and Education		Collected in 1972	380,804.55
Garbage and Trash Disposal	431,600.00	Conservation		Cancelled, Abated or Adjusted 1972	
Public Buildings and Grounds	246,525.00	All Other		Transfers to Tax Title Liens or Foreclosed	1,642.22
Other Public Works	40,000.00			Balance December 31, 1972	35,875.70
HEALTH and WELFARE				TAX TITLE LIENS OUTSTANDING	
Health Services Except Environmental	207,851.36			Balance January 1, 1972	73,664.21
Welfare-Public Assistance	11,560.00			Transfers From Taxes	14,236.08
Hospitals, Clinics, First Aid				Redeemed in 1972	4,663.60
Animal, Insect, & Rodent Control	4,000.00			Cancelled, Abated or Adjusted (1972)	
Other Welfare Services				Transfers to Foreclosed Property	
RECREATION and CONSERVATION				Balance December 31, 1972	82,236.69
Beaches and Boardwalks				PROPERTY ACQUIRED BY DEED OR	
Parks, Playgrounds, Shade Trees	89,810.00			FORECLOSURE	
Land Reclamation & Conservation	29,715.00			Balance January 1, 1972	113,600.00
Other Recreational Services	165,642.00			Transfers From Taxes or Liens	
EDUCATION (excluding schools)				Sale for Cash (1972)	
Libraries	334,800.00			Cancelled, Abated or Adjusted (1972)	
Other Educational Services				Balance December 31, 1972	113,600.00
STATUTORY EXPENDITURES				CURRENT FINANCES DECEMBER 31, 1972	
Pensions & F. I. C. A.	603,200.00			ASSETS	
Employee Fringe Benefits	202,230.00			Cash Dec. 31, 1972	2,292,532.49
Other Statutory Expenditures				Taxes Receivable	517,519.49
MUNICIPAL FUNCTIONS TOTAL	6,847,011.69			Tax Title Liens	82,236.69
CAPITAL IMPROVEMENTS *MEMO*	100,000.00			Foreclosed Property	113,600.00
DEBT SERVICE				Emergencies & Other Deferred Charges	53,700.00
Principal Payments	525,000.00			State Aid Receivable	37,832.94
Interest Payments	353,339.25			Other Receivables	10,000.00
TYPE I SCHL DEBT *MEMO	535,477.50			Total	3,108,421.61
DEFERRED CHARGES	130,442.62			LIABILITIES, RESERVES, AND SURPLUS	
SCHOOL, COUNTY, SPECIAL DISTRICT TAXES	14,699,436.80			Cash Liabilities	974,780.47
RESERVE FOR UNCOLLECTED TAXES	1,381,300.00			Reserves for Receivables	724,356.18
EMERGENCY EMPLOYMENT ACT OF 1971	64,147.81			Surplus Dec. 31,	1,409,284.96
EXPENDITURES TOTAL	24,000,678.17			Total	3,108,421.61

1971/3000

* ABOVE DEBT SERVICE INCLUDES TYPE I SCHCL DEBT

1601

Population 1970 **7,797**
 Population 1972 **8,060**
 S & P Rating
 Moody Rating

General Tax Rate Per \$100. **5.54**
 State Equalized Tax Rate **3.82**

BLOOMINGDALE BOROUGH — PASSAIC COUNTY

Form of Government:

Borough Council

Number of Members on Governing Body 6

PER CAPITA:
 Gross Debt **351.04**
 Net Debt **112.19**
 Debt Service **10.30**
 Total Tax Levy **333.95**
 Municipal Expenditures **123.79**

PER CENT:
 Gross Debt **4.49**
 Net Debt **1.43**
 Tax Levy Collected **95.63**
 Tax Levy Cancelled, Abated or Adjusted **.43**

EXPENDITURES		REVENUES-REALIZED		1972 PROPERTY TAX	
GENERAL GOVERNMENT				STATE EQUALIZED TAX RATE 2.34	
Governing Body & Public Boards	3,450.00	1972 Property Taxes Collected		Local District School Taxes	1,666,590.50
Municipal Clerk		2,577,972.26		Regional & Consolidated School Tax	
Financial Administration	3,700.00	1972 Payments in Lieu of Taxes		School Taxes in Municipal Budget	
Assessment of Taxes	8,300.00	Delinquent Tax & Lien Collections		County Taxes	446,884.11
Collection of Taxes	12,800.00	Business Personalty Replacement Taxes		County Library Taxes	
Planning, Housing & Development	28,040.00	Taxes from Public Utilities		Local Municipal Purpose Taxes	561,465.09
Human Resources		Other Miscellaneous Tax Revenues		Veteran & Senior Citizen Taxes	41,340.00
Elections	1,400.00	State Aid Revenues		Total Taxes for Rate Computation	2,716,279.70
General Administration (other)	86,620.00	Federal Aid Revenues		Special District Taxes	
JUDICIARY		State and Local Fiscal Assistance Act Utilized		Bank Stock Taxes	5,942.64
Municipal Courts	4,720.00	Sale of Acquired Property		Added and Omitted Taxes	10,771.97
PUBLIC SAFETY		Other Miscellaneous Revenues		Total Taxes Levied - ABSTRACT	2,691,654.31
Fire Protection	18,850.00	Other Revenues, Revenue Sharing Tax Effort		Total Taxes Billed	2,695,830.80
Police Protection	135,405.00	Prior Years Surplus Appropriated		1972 TAXES COLLECTED	2,577,972.26
Civil Defense & Disaster Control	250.00	REVENUES TOTAL		1972 Taxes Cancelled, Abated or Adjusted	11,460.94
Environmental Inspection & Control	10,050.00	CAPITAL OUTLAY TOTAL		Transfer to Tax Title Liens or Foreclosed	10,558.12
Other Public Safety		11,790.02		Balance Outstanding Dec. 31, 1972	95,439.48
PUBLIC WORKS				PRIOR YEARS TAXES OUTSTANDING	
Streets and Drainage	148,076.00	Public Enterprises		Balance January 1, 1972	83,571.81
Sewers and Sewage Processing	56,750.00	Recreation—Culture		Collected in 1972	81,551.06
Garbage and Trash Disposal	78,696.00	Public Works		Cancelled, Abated or Adjusted 1972	
Public Buildings and Grounds	20,400.00	Buildings and Grounds		Transfers to Tax Title Liens or Foreclosed	376.67
Other Public Works	9,000.00	Library and Education		Balance December 31, 1972	2,044.08
HEALTH and WELFARE		Conservation		TAX TITLE LIENS OUTSTANDING	
Health Services Except Environmental	22,895.00	All Other		Balance January 1, 1972	27,707.66
Welfare-Public Assistance	2,100.00	CAPITAL DEBT AUTHORIZED, DECEMBER 31, 1972		Transfers From Taxes	11,492.22
Hospitals, Clinics, First Aid	4,000.00	ISSUED AND UNISSUED GROSS DEBT NET DEBT		Redeemed in 1972	
Animal, Insect, & Rodent Control	4,500.00	School 1,965,000 72,905		Cancelled, Abated or Adjusted (1972)	
Other Welfare Services		Self-liquidating 864,350 831,380		Transfers to Foreclosed Property	2.27
RECREATION and CONSERVATION		Other 2,829,350 904,285		Balance December 31, 1972	39,197.61
Beaches and Boardwalks	1,000.00	ISSUED AND OUTSTANDING		PROPERTY ACQUIRED BY DEED OR FORECLOSURE	
Parks, Playgrounds, Shade Trees	600.00	School 1,965,000.00		Balance January 1, 1972	75,100.00
Land Reclamation & Conservation	12,450.00	Self-Liquidating 658,000.00		Transfers From Taxes or Liens	
Other Recreational Services		Other 2,623,000.00		Sale for Cash (1972)	
EDUCATION (excluding schools)		Total 63,069,806.33		Cancelled, Abated or Adjusted (1972)	
Libraries	6,500.00	REAL PROPERTY VALUATIONS		Balance December 31, 1972	75,100.00
Other Educational Services		Code Class # of Parcels % VAL'N ASSESSED VALUATION		CURRENT FINANCES DECEMBER 31, 1972	
STATUTORY EXPENDITURES		1 Vacant Land 235 5.76 2,807,400.00		ASSETS	
Pensions & F. I. C. A.	32,700.00	2 Residential 2127 82.65 40,282,100.00		Cash Dec. 31, 1972	283,822.19
Employee Fringe Benefits	12,000.00	3 Farm 3 .10 47,200.00		Taxes Receivable	97,483.56
Other Statutory Expenditures		4a Commercial 108 9.46 4,609,200.00		Tax Title Liens	39,197.61
MUNICIPAL FUNCTIONS TOTAL	725,652.00	4b Industrial 6 .64 213,300.00		Foreclosed Property	79,100.00
CAPITAL IMPROVEMENTS *MEMO*	42,400.00	4c Apartments 5 1.39 677,400.00		Emergencies & Other Deferred Charges	23,900.00
DEBT SERVICE		Total 48,736,600.00		State Aid Receivable	67,253.86
Principal Payments	44,000.00	Land Area 8.74 Sq. Miles		Other Receivables	
Interest Payments	39,000.00	Net Valuation Taxable-Municipal 49,096,591.00		Total	590,757.22
DEFERRED CHARGES	29,208.30	Net Valuation Taxable-County 66,078,111.00		LIABILITIES, RESERVES, AND SURPLUS	
SCHOOL, COUNTY, SPECIAL DISTRICT TAXES	2,113,474.61	State Equalization Ratio 69.04		Cash Liabilities	201,389.90
RESERVE FOR UNCOLLECTED TAXES	135,099.92			Reserves for Receivables	215,781.17
EMERGENCY EMPLOYMENT ACT OF 1971	24,789.00			Surplus Dec. 31,	173,586.15
EXPENDITURES TOTAL	3,111,223.83			Total	590,757.22

1003

Population 1970 879
 Population 1972 885
 S & P Rating
 Moody Rating

General Tax Rate Per \$100. 4.52
 State Equalized Tax Rate 3.02

BLOOMSBURY BOROUGH — HUNTERDON CO.
 Form of Government:
 Borough Council
 Number of Members on Governing Body 6

PER CAPITA:
 Gross Debt 234.71
 Net Debt 60.03
 Debt Service 6.66
 Total Tax Levy 208.41
 Municipal Expenditures 87.30

PER CENT:
 Gross Debt 4.03
 Net Debt 1.03
 Tax Levy Collected 95.35
 Tax Levy Cancelled, Abated or Adjusted .84

EXPENDITURES		REVENUES-REALIZED		1972 PROPERTY TAX	
GENERAL GOVERNMENT		1972 Property Taxes Collected		STATE EQUALIZED TAX RATE	
Governing Body & Public Boards			176,371.53	Local District School Taxes	2.12 132,044.00
Municipal Clerk		1972 Payments in Lieu of Taxes		Regional & Consolidated School Tax	
Financial Administration	508.00	Delinquent Tax & Lien Collections	11,142.72	School Taxes in Municipal Budget	
Assessment of Taxes	3,010.00	Business Personalty Replacement Taxes	9,310.81	County Taxes	.42 26,309.78
Collection of Taxes	1,098.00	Taxes from Public Utilities	7,295.16	County Library Taxes	.02 1,280.53
Planning, Housing & Development	1,781.23	Other Miscellaneous Tax Revenues		Local Municipal Purpose Taxes	.36 22,313.89
Human Resources		State Aid Revenues	9,322.49	Veteran & Senior Citizen Taxes	.10 6,280.00
Elections	256.30	Federal Aid Revenues		Total Taxes for Rate Computation	3.02 189,228.20
General Administration (other)	6,757.50	State and Local Fiscal Assistance Act Utilized		Special District Taxes	
JUDICIARY		Sale of Acquired Property		Bank Stock Taxes	1,471.81
Municipal Courts	1,116.66	Other Miscellaneous Revenues	7,509.42	Added and Omitted Taxes	26.13
PUBLIC SAFETY		Other Revenues, Revenue Sharing Tax Effort	535.87	Total Taxes Levied - ABSTRACT	184,446.14
Fire Protection	5,891.00	Total	221,492.00	Total Taxes Billed	184,571.09
Police Protection	3,472.55	Prior Years Surplus Appropriated	23,000.00	1972 TAXES COLLECTED	176,371.53
Civil Defense & Disaster Control	219.69	REVENUES TOTAL	244,492.00	1972 Taxes Cancelled, Abated or Adjusted	1,547.52
Environmental Inspection & Control				Transfer to Tax Title Liens or Foreclosed	
Other Public Safety				Balance Outstanding Dec. 31, 1972	7,052.04
PUBLIC WORKS		CAPITAL OUTLAY TOTAL		PRIOR YEARS TAXES OUTSTANDING	
Streets and Drainage	12,613.88			Balance January 1, 1972	11,868.27
Sewers and Sewage Processing		Public Enterprises		Collected in 1972	11,142.72
Garbage and Trash Disposal	8,670.00	Recreation—Culture		Cancelled, Abated or Adjusted 1972	
Public Buildings and Grounds	4,530.00	Public Works		Transfers to Tax Title Liens or Foreclosed	
Other Public Works		Buildings and Grounds		Balance December 31, 1972	725.55
HEALTH and WELFARE		Library and Education		TAX TITLE LIENS OUTSTANDING	
Health Services Except Environmental	91.00	Conservation		Balance January 1, 1972	
Welfare-Public Assistance		All Other		Transfers From Taxes	
Hospitals, Clinics, First Aid				Redeemed in 1972	
Animal, Insect, & Rodent Control		CAPITAL DEBT AUTHORIZED, DECEMBER 31, 1972		Cancelled, Abated or Adjusted (1972)	
Other Welfare Services		ISSUED AND UNISSUED GROSS DEBT NET DEBT		Transfers to Foreclosed Property	
RECREATION and CONSERVATION		School 174,500 19,901		Balance December 31, 1972	
Beaches and Boardwalks		Self-liquidating 23,721 23,721		PROPERTY ACQUIRED BY DEED OR	
Parks, Playgrounds, Shade Trees		Other 9,500 9,500		FORECLOSURE	
Land Reclamation & Conservation		Total 207,721 53,123		Balance January 1, 1972	1,100.00
Other Recreational Services	24.50	ISSUED AND OUTSTANDING		Transfers From Taxes or Liens	
EDUCATION (excluding schools)		School 172,000.00		Sale for Cash (1972)	
Libraries		Self-Liquidating 17,250.00		Cancelled, Abated or Adjusted (1972)	
Other Educational Services		Other 8,000.00		Balance December 31, 1972	1,100.00
STATUTORY EXPENDITURES		Total 197,250.00		CURRENT FINANCES DECEMBER 31, 1972	
Pensions & F. I. C. A.	721.00	EQUALIZED VALUATION BASIS		ASSETS	
Employee Fringe Benefits		FOR NET DEBT COMPUTATION	5,153,285.33	Cash Dec. 31, 1972	116,857.39
Other Statutory Expenditures		REAL PROPERTY VALUATIONS		Taxes Receivable	7,777.59
MUNICIPAL FUNCTIONS TOTAL	51,561.35	Code Class # of Parcels % VAL'N		Tax Title Liens	
CAPITAL IMPROVEMENTS *NEMC*	5,560.00	1 Vacant Land 39 4.28	159,775.00	Foreclosed Property	1,100.00
DEBT SERVICE		2 Residential 245 70.72	2,637,645.00	Emergencies & Other Deferred Charges	7,397.68
Principal Payments	5,000.00	3 Farm 4 4.25	158,230.00	State Aid Receivable	5,573.33
Interest Payments	892.50	4a Commercial 16 11.15	415,800.00	Other Receivables	392.39
DEFERRED CHARGES	1,200.00	4b Industrial 13 9.03	336,650.00	Total	139,098.38
SCHOOL, COUNTY, SPECIAL DISTRICT TAXES	160,634.31	4c Apartments 1 .58	21,800.00	LIABILITIES, RESERVES, AND SURPLUS	
RESERVE FOR UNCOLLECTED TAXES	18,602.57	218 Total	3,725,900.00	Cash Liabilities	80,895.33
EMERGENCY EMPLOYMENT ACT OF 1971		Land Area .80 Sq. Miles		Reserves for Receivables	5,269.58
EXPENDITURES TOTAL	237,891.13	Net Valuation Taxable-Municipal	3,851,877.00	Surplus Dec. 31,	48,933.07
		Net Valuation Taxable-County	5,653,721.00	Total	139,098.38
		State Equalization Ratio	61.47		

0204

Population 1970 8,960
 Population 1972 9,040
 S & P Rating
 Moody Rating

General Tax Rate Per \$100. 4.07
 State Equalized Tax Rate 3.34

BOGOTA BOROUGH — BERGEN COUNTY

Form of Government:
 Borough Council

Number of Members on Governing Body 6

PER CAPITA:
 Gross Debt 114.66
 Net Debt 19.30
 Debt Service
 Total Tax Levy 289.40
 Municipal Expenditures 113.26

PER CENT:
 Gross Debt 1.45
 Net Debt .24
 Tax Levy Collected 97.50
 Tax Levy Cancelled, Abated or Adjusted 1.12

EXPENDITURES		REVENUES-REALIZED		1972 PROPERTY TAX	
GENERAL GOVERNMENT				STATE EQUALIZED TAX RATE — 2.43	
Governing Body & Public Boards		1972 Property Taxes Collected	2,554,936.55	Local District School Taxes	1,922,448.50
Municipal Clerk		1972 Payments in Lieu of Taxes		Regional & Consolidated School Tax	
Financial Administration	5,700.00	Delinquent Tax & Lien Collections	41,393.73	School Taxes in Municipal Budget	
Assessment of Taxes	7,150.00	Business Personalty Replacement Taxes	232,131.49	County Taxes	291,362.92
Collection of Taxes	14,760.00	Taxes from Public Utilities	117,971.47	County Library Taxes	
Planning, Housing & Development	2,200.00	Other Miscellaneous Tax Revenues		Local Municipal Purpose Taxes	376,291.76
Human Resources		State Aid Revenues	34,591.01	Veteran & Senior Citizen Taxes	55,020.00
Elections	1,300.00	Federal Aid Revenues	12,236.40	Total Taxes for Rate Computation	2,656,123.18
General Administration (other)	74,576.00	State and Local Fiscal Assistance Act Utilized		Special District Taxes	
JUDICIARY		Sale of Acquired Property		Bank Stock Taxes	8,857.63
Municipal Courts	7,100.00	Other Miscellaneous Revenues	28,860.81	Added and Omitted Taxes	6,207.70
PUBLIC SAFETY		Other Revenues, Revenue Sharing Tax Effort	17,513.66	Total Taxes Levied - ABSTRACT	2,616,168.51
Fire Protection	37,575.00	Total	3,040,035.12	Total Taxes Billed	2,620,573.71
Police Protection	263,175.00	Prior Years Surplus Appropriated	205,000.00	1972 TAXES COLLECTED	2,554,936.55
Civil Defense & Disaster Control	3,725.00	REVENUES TOTAL	3,245,035.12	1972 Taxes Cancelled, Abated or Adjusted	29,322.44
Environmental Inspection & Control	2,800.00	CAPITAL OUTLAY TOTAL	87,425.17	Transfer to Tax Title Liens or Foreclosed	1,522.18
Other Public Safety		Public Enterprises		Balance Outstanding Dec. 31, 1972	24,792.53
PUBLIC WORKS		Recreation—Culture		PRIOR YEARS TAXES OUTSTANDING	
Streets and Drainage	180,957.45	Public Works		Balance January 1, 1972	25,121.50
Sewers and Sewage Processing	3,150.00	Buildings and Grounds	87,425.17	Collected in 1972	28,473.25
Garbage and Trash Disposal	80,402.00	Library and Education		Cancelled, Abated or Adjusted 1972	548.31
Public Buildings and Grounds	32,825.00	Conservation		Transfers to Tax Title Liens or Foreclosed	
Other Public Works		All Other		Balance December 31, 1972	99.90
HEALTH and WELFARE		CAPITAL DEBT AUTHORIZED, DECEMBER 31, 1972		TAX TITLE LIENS OUTSTANDING	
Health Services Except Environmental	5,750.00	ISSUED AND UNISSUED		Balance January 1, 1972	25,517.69
Welfare-Public Assistance	1,450.00	School	862,000	Transfers From Taxes	1,522.18
Hospitals, Clinics, First Aid		Self-liquidating		Redeemed in 1972	12,920.44
Animal, Insect, & Rodent Control		Other	174,500	Cancelled, Abated or Adjusted (1972)	5,515.76
Other Welfare Services		Total	1,036,500	Transfers to Foreclosed Property	
RECREATION and CONSERVATION		ISSUED AND OUTSTANDING		Balance December 31, 1972	9,003.67
Beaches and Boardwalks		School		PROPERTY ACQUIRED BY DEED OR	
Parks, Playgrounds, Shade Trees	20,600.00	Self-Liquidating		FORECLOSURE	
Land Reclamation & Conservation	5,000.00	Other		Balance January 1, 1972	2,680.00
Other Recreational Services	27,740.00	Total		Transfers From Taxes or Liens	
EDUCATION (excluding schools)		EQUALIZED VALUATION BASIS		Sale for Cash (1972)	
Libraries	23,325.00	FOR NET DEBT COMPUTATION	71,716,863.67	Cancelled, Abated or Adjusted (1972)	
Other Educational Services		REAL PROPERTY VALUATIONS		Balance December 31, 1972	2,680.00
STATUTORY EXPENDITURES		Code Class # of Parcels % VAL'N	ASSESSED VALUATION	CURRENT FINANCES DECEMBER 31, 1972	
Pensions & F. I. C. A.	65,561.08	1 Vacant Land 56 .58	378,700.00	ASSETS	
Employee Fringe Benefits	18,650.00	2 Residential 2007 76.91	49,797,930.00	Cash Dec. 31, 1972	426,169.94
Other Statutory Expenditures		3 Farm		Taxes Receivable	34,892.43
MUNICIPAL FUNCTIONS TOTAL	885,471.53	4a Commercial 69 4.92	3,187,250.00	Tax Title Liens	5,003.67
CAPITAL IMPROVEMENTS *MEMO*	20,000.00	4b Industrial 28 9.60	6,214,800.00	Foreclosed Property	2,680.00
DEBT SERVICE		4c Apartments 24 7.99	5,172,900.00	Emergencies & Other Deferred Charges	1,650.00
Principal Payments		2184 Total	64,751,580.00	State Aid Receivable	18,671.00
Interest Payments		Land Area .70 Sq. Miles		Other Receivables	135.00
DEFERRED CHARGES		Net Valuation Taxable-Municipal	65,336,307.00	Total	453,202.04
SCHOOL, COUNTY, SPECIAL DISTRICT TAXES	2,224,811.42	Net Valuation Taxable-County	77,010,635.00	LIABILITIES, RESERVES, AND SURPLUS	
RESERVE FOR UNCOLLECTED TAXES	130,929.89	State Equalization Ratio	82.18	Cash Liabilities	143,824.08
EMERGENCY EMPLOYMENT ACT OF 1971	7,500.00			Reserves for Receivables	46,711.10
EXPENDITURES TOTAL	3,248,712.84			Surplus Dec. 31,	302,666.86
				Total	453,202.04

1401

Population 1970 **9,261**
 Population 1972 **9,300**
 S & P Rating
 Moody Rating **BAA-1**

General Tax Rate Per \$100. **3.71**
 State Equalized Tax Rate **3.13**

BOONTON TOWN — MORRIS COUNTY
Form of Government:
Town Council
Number of Members on Governing Body 9

PER CAPITA:
 Gross Debt **79.03**
 Net Debt **8.06**
 Debt Service **4.64**
 Total Tax Levy **276.60**
 Municipal Expenditures **136.20**

PER CENT:
 Gross Debt **1.00**
 Net Debt **.10**
 Tax Levy Collected **97.65**
 Tax Levy Cancelled, Abated or Adjusted **.37**

EXPENDITURES		REVENUES-REALIZED		1972 PROPERTY TAX	
GENERAL GOVERNMENT				STATE EQUALIZED TAX RATE	
Governing Body & Public Boards		1972 Property Taxes Collected	2,523,203.24	Local District School Taxes 2.04	1,650,549.50
Municipal Clerk		1972 Payments in Lieu of Taxes		Regional & Consolidated School Tax	
Financial Administration	10,844.00	Delinquent Tax & Lien Collections	52,061.74	School Taxes in Municipal Budget	
Assessment of Taxes	12,933.83	Business Personalty Replacement Taxes	277,080.46	County Taxes	.45 369,658.85
Collection of Taxes	11,601.00	Taxes from Public Utilities	132,665.29	County Library Taxes	.03 27,311.79
Planning, Housing & Development	7,850.00	Other Miscellaneous Tax Revenues	932.30	Local Municipal Purpose Taxes	.56 462,218.93
Human Resources	15,500.00	State Aid Revenues	39,889.50	Veteran & Senior Citizen Taxes	.06 46,450.00
Elections		Federal Aid Revenues	12,576.25	Total Taxes for Rate Computation	3.14 2,556,689.07
General Administration (other)	73,084.00	State and Local Fiscal Assistance Act Utilized		Special District Taxes	
JUDICIARY		Sale of Acquired Property		Bank Stock Taxes	8,463.45
Municipal Courts	14,779.00	Other Miscellaneous Revenues	71,834.27	Added and Omitted Taxes	12,650.79
PUBLIC SAFETY		Other Revenues, Revenue Sharing Tax Effort	21,567.48	Total Taxes Levied - ABSTRACT	2,572,253.31
Fire Protection	35,474.00	Total	3,133,210.53	Total Taxes Billed	2,583,847.21
Police Protection	336,109.00	Prior Years Surplus Appropriated	215,000.00	1972 TAXES COLLECTED	2,523,203.24
Civil Defense & Disaster Control	3,516.00	REVENUES TOTAL	3,348,210.53	1972 Taxes Cancelled, Abated or Adjusted	9,597.83
Environmental Inspection & Control	2,780.00	CAPITAL OUTLAY TOTAL	41,039.75	Transfer to Tax Title Liens or Foreclosed	708.61
Other Public Safety				Balance Outstanding Dec. 31, 1972	50,337.53
PUBLIC WORKS				PRIOR YEARS TAXES OUTSTANDING	
Streets and Drainage	211,790.00	Public Enterprises		Balance January 1, 1972	53,425.37
Sewers and Sewage Processing	7,395.00	Recreation—Culture		Collected in 1972	52,061.74
Garbage and Trash Disposal	91,700.00	Public Works		Cancelled, Abated or Adjusted 1972	
Public Buildings and Grounds	28,125.00	Buildings and Grounds	41,039.75	Transfers to Tax Title Liens or Foreclosed	21.54
Other Public Works		Library and Education		Balance December 31, 1972	1,342.09
HEALTH and WELFARE		Conservation		TAX TITLE LIENS OUTSTANDING	
Health Services Except Environmental	41,615.00	All Other		Balance January 1, 1972	2,528.91
Welfare-Public Assistance	9,580.00	CAPITAL DEBT AUTHORIZED, DECEMBER 31, 1972		Transfers From Taxes	781.33
Hospitals, Clinics, First Aid	500.00	ISSUED AND UNISSUED GROSS DEBT		Redeemed in 1972	
Animal, Insect, & Rodent Control	1,700.00	School	660,000	Cancelled, Abated or Adjusted (1972)	
Other Welfare Services		Self-liquidating		Transfers to Foreclosed Property	
RECREATION and CONSERVATION		Other	75,000	Balance December 31, 1972	3,310.24
Beaches and Boardwalks		Total	735,000	PROPERTY ACQUIRED BY DEED OR FORECLOSURE	
Parks, Playgrounds, Shade Trees	5,450.00	ISSUED AND OUTSTANDING		Balance January 1, 1972	600.00
Land Reclamation & Conservation		School	660,000.00	Transfers From Taxes or Liens	
Other Recreational Services	23,735.00	Self-Liquidating		Sale for Cash (1972)	
EDUCATION (excluding schools)		Other	75,000.00	Cancelled, Abated or Adjusted (1972)	
Libraries	10,000.00	Total	735,000.00	Balance December 31, 1972	600.00
Other Educational Services		EQUALIZED VALUATION BASIS		CURRENT FINANCES DECEMBER 31, 1972	
STATUTORY EXPENDITURES		FOR NET DEBT COMPUTATION	73,140,621.67	ASSETS	
Pensions & F. I. C. A.	52,950.00	REAL PROPERTY VALUATIONS		Cash Dec. 31, 1972	458,060.99
Employee Fringe Benefits	18,785.00	Code Class # of Parcels % VAL'N		Taxes Receivable	51,675.62
Other Statutory Expenditures		1 Vacant Land 154 4.05	2,719,300.00	Tax Title Liens	3,310.24
MUNICIPAL FUNCTIONS	1,028,795.83	2 Residential 1554 65.27	46,523,100.00	Foreclosed Property	600.00
CAPITAL IMPROVEMENTS	32,220.00	3 Farm 2 .04	31,800.00	Emergencies & Other Deferred Charges	12,002.83
DEBT SERVICE		4a Commercial 178 13.57	9,112,300.00	State Aid Receivable	46,842.50
Principal Payments	25,000.00	4b Industrial 28 10.87	7,304,000.00	Other Receivables	288.50
Interest Payments	19,171.00	4c Apartments 10 2.20	1,476,300.00	Total	572,784.68
DEFERRED CHARGES		2326 Total	67,166,800.00	LIABILITIES, RESERVES, AND SURPLUS	
SCHOOL, COUNTY, SPECIAL DISTRICT TAXES	2,087,920.14	Land Area 2.42 Sq. Miles		Cash Liabilities	156,522.28
RESERVE FOR UNCOLLECTED TAXES	179,223.93	Net Valuation Taxable-Municipal	70,047,204.00	Reserves for Receivables	55,878.36
EMERGENCY EMPLOYMENT ACT OF 1971	15,459.25	Net Valuation Taxable-County	90,250,964.00	Surplus Dec. 31,	320,384.04
EXPENDITURES	3,354,570.15	State Equalization Ratio	84.59	Total	572,784.68

1402

Population 1970 3,070
 Population 1972 3,190
 S & P Rating
 Moody Rating

General Tax Rate Per \$100. 3.28
 State Equalized Tax Rate 2.28

BOONTON TOWNSHIP — MORRIS COUNTY

Form of Government:

Township Committee

Number of Members on Governing Body 5

PER CAPITA:

Gross Debt 812.28
 Net Debt 221.57
 Debt Service .94
 Total Tax Levy 374.30
 Municipal Expenditures 105.71

PER CENT:

Gross Debt 5.69
 Net Debt 1.55
 Tax Levy Collected 55.52
 Tax Levy Cancelled, Abated or Adjusted .14

EXPENDITURES		REVENUES-REALIZED		1972 PROPERTY TAX	
GENERAL GOVERNMENT				STATE EQUALIZED TAX RATE	
Governing Body & Public Boards		1972 Property Taxes Collected	1,145,260.79	Local District School Taxes 1.57	826,423.00
Municipal Clerk		1972 Payments in Lieu of Taxes		Regional & Consolidated School Tax	
Financial Administration	3,500.00	Delinquent Tax & Lien Collections	42,296.64	School Taxes in Municipal Budget	
Assessment of Taxes	4,600.00	Business Personalty Replacement Taxes	33,518.07	County Taxes .37	155,529.06
Collection of Taxes	5,800.00	Taxes from Public Utilities	41,304.54	County Library Taxes .03	14,444.98
Planning, Housing & Development	5,128.00	Other Miscellaneous Tax Revenues		Local Municipal Purpose Taxes .28	146,259.21
Human Resources		State Aid Revenues	23,635.05	Veteran & Senior Citizen Taxes .03	18,040.00
Elections		Federal Aid Revenues		Total Taxes for Rate Computation 2.28	1,202,736.25
General Administration (other)	42,070.00	State and Local Fiscal Assistance Act Utilized		Special District Taxes	
JUDICIARY		Sale of Acquired Property	13,073.73	Bank Stock Taxes	2,864.10
Municipal Courts	4,242.00	Other Miscellaneous Revenues	8,023.66	Added and Omitted Taxes	6,465.36
PUBLIC SAFETY		Other Revenues, Revenue Sharing Tax Effort	1,307,522.48	Total Taxes Levied - ABSTRACT	1,154,029.71
Fire Protection	7,000.00	Total	1,307,522.48	Total Taxes Billed	1,154,029.71
Police Protection	79,725.00	Prior Years Surplus Appropriated	55,000.00	1972 TAXES COLLECTED	1,145,260.79
Civil Defense & Disaster Control	1,500.00	REVENUES TOTAL	1,362,522.48	1972 Taxes Cancelled, Abated or Adjusted	1,708.36
Environmental Inspection & Control	2,285.00			Transfer to Tax Title Liens or Foreclosed	2,311.92
Other Public Safety		CAPITAL OUTLAY TOTAL	6,618.23	Balance Outstanding Dec. 31, 1972	44,748.64
PUBLIC WORKS				PRIOR YEARS TAXES OUTSTANDING	
Streets and Drainage	75,473.11	Public Enterprises		Balance January 1, 1972	45,759.27
Sewers and Sewage Processing		Recreation—Culture		Collected in 1972	42,256.64
Garbage and Trash Disposal	4,600.00	Public Works		Cancelled, Abated or Adjusted 1972	
Public Buildings and Grounds	7,650.00	Buildings and Grounds	6,618.23	Transfers to Tax Title Liens or Foreclosed	
Other Public Works		Library and Education		Balance December 31, 1972	3,462.63
HEALTH and WELFARE		Conservation		TAX TITLE LIENS OUTSTANDING	
Health Services Except Environmental	4,200.00	All Other		Balance January 1, 1972	18,521.18
Welfare-Public Assistance	225.00			Transfers From Taxes	2,311.92
Hospitals, Clinics, First Aid		CAPITAL DEBT AUTHORIZED, DECEMBER 31, 1972		Redeemed in 1972	
Animal, Insect, & Rodent Control		ISSUED AND UNISSUED		Cancelled, Abated or Adjusted (1972)	
Other Welfare Services		School 1,837,000		Transfers to Foreclosed Property	
RECREATION and CONSERVATION		Self-Liquidating 361,000	313,688	Balance December 31, 1972	21,233.10
Beaches and Boardwalks		Other 393,175	253,119	PROPERTY ACQUIRED BY DEED OR FORECLOSURE	
Parks, Playgrounds, Shade Trees		Total 2,591,175	706,808	Balance January 1, 1972	30.00
Land Reclamation & Conservation				Transfers From Taxes or Liens	
Other Recreational Services	300.00	ISSUED AND OUTSTANDING		Sale for Cash (1972)	
EDUCATION (excluding schools)		School 1,837,000.00		Cancelled, Abated or Adjusted (1972)	
Libraries		Self-Liquidating 361,000.00		Balance December 31, 1972	30.00
Other Educational Services		Other 375,000.00		CURRENT FINANCES DECEMBER 31, 1972	
STATUTORY EXPENDITURES		Total 2,573,000.00		ASSETS	
Pensions & F. I. C. A.	8,100.00	EQUALIZED VALUATION BASIS		Cash Dec. 31, 1972	131,746.35
Employee Fringe Benefits		FOR NET DEBT COMPUTATION	45,538,875.67	Taxes Receivable	48,211.27
Other Statutory Expenditures		REAL PROPERTY VALUATIONS		Tax Title Liens	21,233.10
MUNICIPAL FUNCTIONS		Code Class # of Parcels % VAL'N		Foreclosed Property	30.00
CAPITAL IMPROVEMENTS	51,111.11	1 Vacant Land 234 6.53	2,292,700.00	Emergencies & Other Deferred Charges	11,766.40
DEBT SERVICE		2 Residential 577 82.80	29,088,700.00	State Aid Receivable	16,960.37
Principal Payments		3 Farm 12 .38	135,200.00	Other Receivables	11,541.41
Interest Payments	3,000.00	4a Commercial 8 2.87	1,006,700.00	Total	241,888.50
DEFERRED CHARGES		4b Industrial 6 7.33	2,573,400.00	LIABILITIES, RESERVES, AND SURPLUS	
SCHOOL, COUNTY, SPECIAL DISTRICT TAXES	1,036,357.04	4c Apartments 1 .09	33,000.00	Cash Liabilities	42,506.70
RESERVE FOR UNCOLLECTED TAXES	76,900.66	1238 Total	35,129,800.00	Reserves for Receivables	81,415.78
EMERGENCY EMPLOYMENT ACT OF 1971		Land Area 8.20 Sq. Miles		Surplus Dec. 31,	117,566.42
EXPENDITURES TOTAL	1,373,609.64	Net Valuation Taxable-Municipal	35,588,067.00	Total	241,888.50
		Net Valuation Taxable-County	47,755,336.00		
		State Equalization Ratio	67.50		

0303

Population 1970 4,490
 Population 1972 4,750
 S & P Rating
 Moody Rating A

General Tax Rate Per \$100. 4.66
 State Equalized Tax Rate 4.59

BORDENTOWN CITY — BURLINGTON COUNTY

Form of Government:

Commission (1911)

Number of Members on Governing Body 3

PER CAPITA:

Gross Debt 312.44
 Net Debt 69.84
 Debt Service 14.44
 Total Tax Levy 262.75
 Municipal Expenditures 157.94

PER CENT:

Gross Debt 6.54
 Net Debt 1.46
 Tax Levy Collected 85.57
 Tax Levy Cancelled, Abated or Adjusted 4.52

EXPENDITURES		REVENUES-REALIZED		1972 PROPERTY TAX	
GENERAL GOVERNMENT				STATE EQUALIZED TAX RATE	
Governing Body & Public Boards		1972 Property Taxes Collected	1,071,391.73	Local District School Taxes	1.67 446,604.75
Municipal Clerk		1972 Payments in Lieu of Taxes		Regional & Consolidated School Tax	1.18 313,623.31
Financial Administration	2,800.00	Delinquent Tax & Lien Collections	119,501.49	School Taxes in Municipal Budget	.10 27,634.00
Assessment of Taxes	11,730.00	Business Personalty Replacement Taxes	52,801.04	County Taxes	.64 170,666.22
Collection of Taxes	2,580.00	Taxes from Public Utilities	81,783.13	County Library Taxes	.03 6,505.23
Planning, Housing & Development		Other Miscellaneous Tax Revenues		Local Municipal Purpose Taxes	.87 232,033.05
Human Resources		State Aid Revenues	34,396.64	Veteran & Senior Citizen Taxes	.09 25,050.00
Elections	2,250.00	Federal Aid Revenues	45,970.22	Total Taxes for Rate Computation	4.52 1,222,516.56
General Administration (other)	47,791.00	State and Local Fiscal Assistance Act Utilized		SPECIAL DISTRICT TAXES	
JUDICIARY		Sale of Acquired Property		Bank Stock Taxes	7,566.95
Municipal Courts	8,125.00	Other Miscellaneous Revenues	52,922.82	Added and Omitted Taxes	42,648.33
PUBLIC SAFETY		Other Revenues, Revenue Sharing Tax Effort	23,894.18	Total Taxes Levied - ABSTRACT	1,248,081.84
Fire Protection	11,520.00	Total	1,482,661.25	Total Taxes Billed	1,252,038.26
Police Protection	112,850.00	Prior Years Surplus Appropriated	149,588.25	1972 TAXES COLLECTED	1,071,391.73
Civil Defense & Disaster Control	300.00	REVENUES TOTAL	1,632,649.50	1972 Taxes Cancelled, Abated or Adjusted	61,565.92
Environmental Inspection & Control		CAPITAL OUTLAY TOTAL		Transfer to Tax Title Liens or Foreclosed	7,103.89
Other Public Safety				Balance Outstanding Dec. 31, 1972	111,576.72
PUBLIC WORKS				PRIOR YEARS TAXES OUTSTANDING	
Streets and Drainage	66,630.00	Public Enterprises	1,579.82	Balance January 1, 1972	105,788.34
Sewers and Sewage Processing		Recreation—Culture		Collected in 1972	105,045.44
Garbage and Trash Disposal	52,600.00	Public Works		Cancelled, Abated or Adjusted 1972	115.37
Public Buildings and Grounds	53,682.00	Buildings and Grounds		Transfers to Tax Title Liens or Foreclosed	623.41
Other Public Works	13,450.00	Library and Education		Balance December 31, 1972	.12
HEALTH and WELFARE		Conservation		TAX TITLE LIENS OUTSTANDING	
Health Services Except Environmental		All Other		Balance January 1, 1972	27,016.20
Welfare-Public Assistance	4,252.00	CAPITAL DEBT AUTHORIZED, DECEMBER 31, 1972		Transfers From Taxes	7,806.47
Hospitals, Clinics, First Aid		ISSUED AND UNISSUED	GROSS DEBT	Redeemed in 1972	14,456.05
Animal, Insect, & Rodent Control		School	613,318	Cancelled, Abated or Adjusted (1972)	
Other Welfare Services		Self-liquidating	535,000	Transfers to Foreclosed Property	
RECREATION and CONSERVATION		Other	331,750	Balance December 31, 1972	20,366.62
Beaches and Boardwalks	1,000.00	Total	1,484,068	PROPERTY ACQUIRED BY DEED OR FORECLOSURE	
Parks, Playgrounds, Shade Trees	7,450.00	ISSUED AND OUTSTANDING		Balance January 1, 1972	250.00
Land Reclamation & Conservation	11,113.00	School	613,318.26	Transfers From Taxes or Liens	
Other Recreational Services	200.00	Self-Liquidating	463,000.00	Sale for Cash (1972)	
EDUCATION (excluding schools)		Other	165,000.00	Cancelled, Abated or Adjusted (1972)	
Libraries	5,000.00	Total	1,241,318.26	Balance December 31, 1972	250.00
Other Educational Services		EQUALIZED VALUATION BASIS		CURRENT FINANCES DECEMBER 31, 1972	
STATUTORY EXPENDITURES		FOR NET DEBT COMPUTATION		ASSETS	
Pensions & F. I. C. A.	22,850.00	REAL PROPERTY VALUATIONS		Cash Dec. 31, 1972	192,424.42
Employee Fringe Benefits		Code	Class # of Parcels % VAL'N	Taxes Receivable	111,576.84
Other Statutory Expenditures		1	Vacant Land 102 4.86	Tax Title Liens	20,366.62
MUNICIPAL FUNCTIONS		2	Residential 1068 58.02	Foreclosed Property	250.00
CAPITAL IMPROVEMENTS		3	Farm 1 .11	Emergencies & Other Deferred Charges	17,180.00
DEBT SERVICE		4a	Commercial 122 15.78	State Aid Receivable	5,074.89
Principal Payments	52,000.00	4b	Industrial 16 13.51	Other Receivables	21,360.15
Interest Payments	16,587.00	4c	Apartments 9 7.72	Total	368,632.92
TYPE I SCHL DEBT *MEMC		Total	1318	LIABILITIES, RESERVES, AND SURPLUS	
DEFERRED CHARGES		Land Area	.54 Sq. Miles	Cash Liabilities	93,177.34
SCHOOL, COUNTY, SPECIAL DISTRICT TAXES	965,433.51	Net Valuation Taxable-Municipal	26,287,212.00	Reserves for Receivables	153,553.61
RESERVE FOR UNCOLLECTED TAXES	157,000.00	Net Valuation Taxable-County	27,337,546.00	Surplus Dec. 31,	121,501.57
EMERGENCY EMPLOYMENT ACT OF 1971	38,712.77	State Equalization Ratio	98.52	Total	368,632.92
EXPENDITURES TOTAL	1,715,626.28				

1971/3000

* ABOVE DEBT SERVICE INCLUDES TYPE I SCHOOL DEBT

0304

Population 1970 7,303
 Population 1972 7,645
 S & P Rating A
 Moody Rating BAA

General Tax Rate Per \$100. 4.92
 State Equalized Tax Rate 3.20

BORDENTOWN TOWNSHIP — BURLINGTON CO.

Form of Government:
 Township Committee
 Number of Members on Governing Body 5

PER CAPITA:
 Gross Debt 432.66
 Net Debt 71.68
 Debt Service 10.05
 Total Tax Levy 285.25
 Municipal Expenditures 145.34

PER CENT:
 Gross Debt 5.58
 Net Debt .92
 Tax Levy Collected 97.05
 Tax Levy Cancelled, Abated or Adjusted

EXPENDITURES		REVENUES-REALIZED		1972 PROPERTY TAX	
GENERAL GOVERNMENT		1972 Property Taxes Collected		STATE EQUALIZED TAX RATE	
Governing Body & Public Boards		2,117,655.30		Local District School Taxes 1.04	
Municipal Clerk				Regional & Consolidated School Tax .95	
Financial Administration	7,400.00	1972 Payments in Lieu of Taxes		School Taxes in Municipal Budget .04	
Assessment of Taxes	47,700.00	Delinquent Tax & Lien Collections 62,578.94		County Taxes .59	
Collection of Taxes	17,600.00	Business Personalty Replacement Taxes 72,441.59		County Library Taxes .02	
Planning, Housing & Development	3,800.00	Taxes from Public Utilities 192,723.31		Local Municipal Purpose Taxes .50	
Human Resources		Other Miscellaneous Tax Revenues		Veteran & Senior Citizen Taxes .06	
Elections	1,100.00	State Aid Revenues 156,793.33		Total Taxes for Rate Computation 3.20	
General Administration (other)	116,550.00	Federal Aid Revenues 10,144.38		Special District Taxes	
JUDICIARY		State and Local Fiscal Assistance Act Utilized		Bank Stock Taxes	
Municipal Courts	33,150.00	Sale of Acquired Property		Added and Omitted Taxes	
PUBLIC SAFETY		Other Miscellaneous Revenues 77,782.77		Total Taxes Levied - ABSTRACT	
Fire Protection	22,150.00	Other Revenues, Revenue Sharing Tax Effort 2,810.86		Total Taxes Billed	
Police Protection	52,000.00	Total 2,722,330.48		1972 TAXES COLLECTED	
Civil Defense & Disaster Control	2,000.00	Prior Years Surplus Appropriated 215,000.00		1972 Taxes Cancelled, Abated or Adjusted	
Environmental Inspection & Control		REVENUES TOTAL 2,937,330.48		Transfer to Tax Title Liens or Foreclosed	
Other Public Safety		CAPITAL OUTLAY TOTAL 234,673.94		Balance Outstanding Dec. 31, 1972	
PUBLIC WORKS		Public Enterprises 265,066.10		PRIOR YEARS TAXES OUTSTANDING	
Streets and Drainage	324,150.00	Recreation—Culture		Balance January 1, 1972	
Sewers and Sewage Processing		Public Works 37,485.48		Collected in 1972	
Garbage and Trash Disposal	111,500.00	Buildings and Grounds 32,122.36		Cancelled, Abated or Adjusted 1972	
Public Buildings and Grounds	28,149.00	Library and Education		Transfers to Tax Title Liens or Foreclosed	
Other Public Works		Conservation		Balance December 31, 1972	
HEALTH and WELFARE		All Other		TAX TITLE LIENS OUTSTANDING	
Health Services Except Environmental	2,400.00	CAPITAL DEBT AUTHORIZED, DECEMBER 31, 1972		Balance January 1, 1972	
Welfare-Public Assistance	1,100.00	ISSUED AND UNISSUED GROSS DEBT NET DEBT		Transfers From Taxes	
Hospitals, Clinics, First Aid		School 1,122,681		Redeemed in 1972	
Animal, Insect, & Rodent Control	2,000.00	Self-liquidating 1,637,000		Cancelled, Abated or Adjusted (1972)	
Other Welfare Services		Other 548,000		Transfers to Foreclosed Property	
RECREATION and CONSERVATION		Total 3,307,681		Balance December 31, 1972	
Beaches and Boardwalks		ISSUED AND OUTSTANDING		PROPERTY ACQUIRED BY DEED OR	
Parks, Playgrounds, Shade Trees	13,000.00	School 1,122,681.74		FORECLOSURE	
Land Reclamation & Conservation		Self-liquidating 1,637,000.00		Balance January 1, 1972	
Other Recreational Services	150.00	Other 403,000.00		Transfers From Taxes or Liens	
EDUCATION (excluding schools)		Total 3,162,681.74		Sale for Cash (1972)	
Libraries	7,600.00	EQUALIZED VALUATION BASIS		Cancelled, Abated or Adjusted (1972)	
Other Educational Services		FOR NET DEBT COMPUTATION		Balance December 31, 1972	
STATUTORY EXPENDITURES		REAL PROPERTY VALUATIONS		CURRENT FINANCES DECEMBER 31, 1972	
Pensions & F. I. C. A.	22,100.00	Code Class # of Parcels % VAL'N ASSESSED VALUATION		ASSETS	
Employee Fringe Benefits	9,000.00	1 Vacant Land 323 4.48 1,928,805.00		Cash Dec. 31, 1972	
Other Statutory Expenditures		2 Residential 1546 55.52 23,516,966.00		Taxes Receivable	
MUNICIPAL FUNCTIONS	TOTAL 864,999.00	3 Farm 57 2.44 1,052,260.00		Tax Title Liens	
CAPITAL IMPROVEMENTS	*MEMO* 253,000.00	4a Commercial 150 21.96 9,459,525.00		Foreclosed Property	
DEBT SERVICE		4b Industrial 17 6.14 2,647,005.00		Emergencies & Other Deferred Charges	
Principal Payments	50,000.00	4c Apartments 5 9.46 4,074,010.00		State Aid Receivable	
Interest Payments	26,846.20	Total 43,078,571.00		Other Receivables	
TYPE I SCHL DEBT *MEMO	42,788.80	Land Area 7.41 Sq. Miles		Total	
DEFERRED CHARGES	8,200.00	Net Valuation Taxable-Municipal 44,343,885.00		LIABILITIES, RESERVES, AND SURPLUS	
SCHOOL, COUNTY, SPECIAL DISTRICT TAXES	1,758,980.78	Net Valuation Taxable-County 64,920,443.00		Cash Liabilities	
RESERVE FOR UNCOLLECTED TAXES	150,408.80	State Equalization Ratio 65.13		Reserves for Receivables	
EMERGENCY EMPLOYMENT ACT OF 1971	10,703.40			Surplus Dec. 31,	
EXPENDITURES	TOTAL 2,910,138.18			Total	

1971/3000

* ABOVE DEBT SERVICE INCLUDES TYPE I SCHOOL DEBT

1804

Population 1970 10,450
 Population 1972 10,645
 S & P Rating
 Moody Rating

General Tax Rate Per \$100. 9.19
 State Equalized Tax Rate 3.55

BOUND BROOK — SOMERSET COUNTY
 Form of Government:
 Borough Council
 Number of Members on Governing Body 6

PER CAPITA:
 Gross Debt 146.00
 Net Debt 74.70
 Debt Service 6.19
 Total Tax Levy 289.60
 Municipal Expenditures 134.29

PER CENT:
 Gross Debt 2.06
 Net Debt 1.05
 Tax Levy Collected 96.72
 Tax Levy Cancelled, Abated or Adjusted .08

EXPENDITURES		REVENUES-REALIZED		1972 PROPERTY TAX	
GENERAL GOVERNMENT				STATE EQUALIZED TAX RATE — 2.24	
Governing Body & Public Boards		1972 Property Taxes Collected		Local District School Taxes	1,933,686.55
Municipal Clerk	7,700.00	1972 Payments in Lieu of Taxes		Regional & Consolidated School Tax	
Financial Administration	4,530.00	Delinquent Tax & Lien Collections		School Taxes in Municipal Budget	
Assessment of Taxes	15,000.00	Business Personalty Replacement Taxes		County Taxes	385,166.35
Collection of Taxes	9,100.00	Taxes from Public Utilities		County Library Taxes	
Planning, Housing & Development		Other Miscellaneous Tax Revenues		Local Municipal Purpose Taxes	729,582.25
Human Resources	955.00	State Aid Revenues		Veteran & Senior Citizen Taxes	55,350.00
Elections	118,055.00	Federal Aid Revenues		Total Taxes for Rate Computation	3,104,185.15
General Administration (other)		State and Local Fiscal Assistance Act Utilized		Special District Taxes	
JUDICIARY		Sale of Acquired Property		Bank Stock Taxes	16,446.79
Municipal Courts	12,000.00	Other Miscellaneous Revenues		Added and Omitted Taxes	17,498.09
PUBLIC SAFETY		Other Revenues, Revenue Sharing Tax Effort		Total Taxes Levied - ABSTRACT	3,082,780.03
Fire Protection	50,200.00	Prior Years Surplus Appropriated		Total Taxes Billed	3,083,581.12
Police Protection	261,200.00	REVENUES TOTAL		1972 TAXES COLLECTED	2,982,339.51
Civil Defense & Disaster Control	1,200.00	CAPITAL OUTLAY TOTAL		1972 Taxes Cancelled, Abated or Adjusted	2,358.49
Environmental Inspection & Control	15,700.00			Transfer to Tax Title Liens or Foreclosed	2,251.56
Other Public Safety				Balance Outstanding Dec. 31, 1972	56,831.56
PUBLIC WORKS				PRIOR YEARS TAXES OUTSTANDING	
Streets and Drainage	254,211.44			Balance January 1, 1972	82,899.65
Sewers and Sewage Processing				Collected in 1972	64,563.13
Garbage and Trash Disposal	80,808.56			Cancelled, Abated or Adjusted 1972	
Public Buildings and Grounds	34,360.00			Transfers to Tax Title Liens or Foreclosed	
Other Public Works				Balance December 31, 1972	18,336.52
HEALTH and WELFARE				TAX TITLE LIENS OUTSTANDING	
Health Services Except Environmental	15,610.00			Balance January 1, 1972	5,880.21
Welfare-Public Assistance	5,000.00			Transfers From Taxes	2,251.56
Hospitals, Clinics, First Aid	1,000.00			Redeemed in 1972	
Animal, Insect, & Rodent Control				Cancelled, Abated or Adjusted (1972)	
Other Welfare Services				Transfers to Foreclosed Property	
RECREATION and CONSERVATION				Balance December 31, 1972	8,131.77
Beaches and Boardwalks				PROPERTY ACQUIRED BY DEED OR	
Parks, Playgrounds, Shade Trees	7,000.00			FORECLOSURE	
Land Reclamation & Conservation				Balance January 1, 1972	
Other Recreational Services	31,150.00			Transfers From Taxes or Liens	
EDUCATION (excluding schools)				Sale for Cash (1972)	
Libraries	85,410.00			Cancelled, Abated or Adjusted (1972)	
Other Educational Services				Balance December 31, 1972	
STATUTORY EXPENDITURES				CURRENT FINANCES DECEMBER 31, 1972	
Pensions & F. I. C. A.	65,515.00			ASSETS	
Employee Fringe Benefits	25,000.00			Cash Dec. 31, 1972	356,556.51
Other Statutory Expenditures				Taxes Receivable	114,968.08
MUNICIPAL FUNCTIONS TOTAL	1,104,705.00			Tax Title Liens	8,131.77
CAPITAL IMPROVEMENTS *MEMO*	22,000.00			Foreclosed Property	
DEBT SERVICE				Emergencies & Other Deferred Charges	374,345.00
Principal Payments	30,000.00			State Aid Receivable	45,233.36
Interest Payments	35,545.00			Other Receivables	33,254.99
DEFERRED CHARGES	109,550.00			Total	932,489.71
SCHOOL, COUNTY, SPECIAL DISTRICT TAXES	2,318,852.90			LIABILITIES, RESERVES, AND SURPLUS	
RESERVE FOR UNCOLLECTED TAXES	149,305.77			Cash Liabilities	540,381.67
EMERGENCY EMPLOYMENT ACT OF 1971				Reserves for Receivables	156,354.84
EXPENDITURES TOTAL	3,748,358.67			Surplus Dec. 31,	235,753.20
				Total	932,489.71

1307

Population 1970 4,163
 Population 1972 4,330
 S & P Rating
 Moody Rating

General Tax Rate Per \$100. 5.13
 State Equalized Tax Rate 4.27

BRADLEY BEACH — MONMOUTH COUNTY

Form of Government:

Commission (1911)

Number of Members on Governing Body 3

PER CAPITA: 55.89
 Gross Debt 55.89
 Net Debt .71
 Debt Service 8.08
 Total Tax Levy 379.86
 Municipal Expenditures 262.76

PER CENT: 95.61
 Gross Debt .71
 Net Debt .71
 Tax Levy Collected 95.61
 Tax Levy Cancelled, Abated or Adjusted .14

EXPENDITURES		REVENUES-REALIZED		1972 PROPERTY TAX	
GENERAL GOVERNMENT		1972 Property Taxes Collected		STATE EQUALIZED TAX RATE 2.03	
Governing Body & Public Boards	13,369.20	1972 Payments in Lieu of Taxes		Local District School Taxes	
Municipal Clerk		Delinquent Tax & Lien Collections		Regional & Consolidated School Tax	
Financial Administration	20,970.19	Business Personalty Replacement Taxes		School Taxes in Municipal Budget	
Assessment of Taxes	2,155.00	Taxes from Public Utilities		County Taxes	
Collection of Taxes	12,057.40	Other Miscellaneous Tax Revenues		County Library Taxes	
Planning, Housing & Development	6,346.00	State Aid Revenues		Local Municipal Purpose Taxes	
Human Resources	1,000.00	Federal Aid Revenues		Veteran & Senior Citizen Taxes	
Elections		State and Local Fiscal Assistance Act Utilized		Total Taxes for Rate Computation	
General Administration (other)	106,059.51	Sale of Acquired Property		Special District Taxes	
JUDICIARY		Other Miscellaneous Revenues		Bank Stock Taxes	
Municipal Courts	6,568.90	Other Revenues, Revenue Sharing Tax Effort		Added and Omitted Taxes	
PUBLIC SAFETY		TOTAL		Total Taxes Levied - ABSTRACT	
Fire Protection	28,887.57	Prior Years Surplus Appropriated		Total Taxes Billed	
Police Protection	215,133.55	REVENUES		1972 TAXES COLLECTED	
Civil Defense & Disaster Control		CAPITAL OUTLAY		1972 Taxes Cancelled, Abated or Adjusted	
Environmental Inspection & Control		Public Enterprises		Transfer to Tax Title Liens or Foreclosed	
Other Public Safety		Recreation—Culture		Balance Outstanding Dec. 31, 1972	
PUBLIC WORKS		Public Works		PRIOR YEARS TAXES OUTSTANDING	
Streets and Drainage	154,165.62	Buildings and Grounds		Balance January 1, 1972	
Sewers and Sewage Processing		Library and Education		Collected in 1972	
Garbage and Trash Disposal	151,554.16	Conservation		Cancelled, Abated or Adjusted 1972	
Public Buildings and Grounds	10,325.00	All Other		Transfers to Tax Title Liens or Foreclosed	
Other Public Works	27,660.21	CAPITAL DEBT AUTHORIZED, DECEMBER 31, 1972		Balance December 31, 1972	
HEALTH and WELFARE		ISSUED AND UNISSUED		TAX TITLE LIENS OUTSTANDING	
Health Services Except Environmental	6,405.00	SCHOOL		Balance January 1, 1972	
Welfare-Public Assistance	2,500.00	Self-liquidating		Transfers From Taxes	
Hospitals, Clinics, First Aid		Other		Redeemed in 1972	
Animal, Insect, & Rodent Control		Total		Cancelled, Abated or Adjusted (1972)	
Other Welfare Services	2,750.00	ISSUED AND OUTSTANDING		Transfers to Foreclosed Property	
RECREATION and CONSERVATION		SCHOOL		Balance December 31, 1972	
Beaches and Boardwalks	79,811.25	Self-Liquidating		PROPERTY ACQUIRED BY DEED OR	
Parks, Playgrounds, Shade Trees	4,800.00	Other		FORECLOSURE	
Land Reclamation & Conservation		Total		Balance January 1, 1972	
Other Recreational Services	9,281.37	EQUALIZED VALUATION BASIS		Transfers From Taxes or Liens	
EDUCATION (excluding schools)		FOR NET DEBT COMPUTATION		Sale for Cash (1972)	
Libraries	13,132.43	REAL PROPERTY VALUATIONS		Cancelled, Abated or Adjusted (1972)	
Other Educational Services		Code Class # of Parcels % VAL'N		Balance December 31, 1972	
STATUTORY EXPENDITURES		ASSESSED VALUATION		CURRENT FINANCES DECEMBER 31, 1972	
Pensions & F. I. C. A.	53,057.62	1 Vacant Land 133 1.36		ASSETS	
Employee Fringe Benefits		2 Residential 1456 71.56		Cash Dec. 31, 1972	
Other Statutory Expenditures		3 Farm		Taxes Receivable	
MUNICIPAL FUNCTIONS		4a Commercial 123 10.53		Tax Title Liens	
CAPITAL IMPROVEMENTS		4b Industrial 4 .22		Foreclosed Property	
DEBT SERVICE		4c Apartments 72 16.33		Emergencies & Other Deferred Charges	
Principal Payments	26,000.00	1788 Total		State Aid Receivable	
Interest Payments	8,569.00	Land Area .70 Sq. Miles		Other Receivables	
DEFERRED CHARGES		Net Valuation Taxable-Municipal		Total	
SCHOOL, COUNTY, SPECIAL DISTRICT TAXES	1,015,477.68	Net Valuation Taxable-County		LIABILITIES, RESERVES, AND SURPLUS	
RESERVE FOR UNCOLLECTED TAXES	91,407.35	State Equalization Ratio		Cash Liabilities	
EMERGENCY EMPLOYMENT ACT OF 1971	4,936.53			Reserves for Receivables	
EXPENDITURES				Surplus Dec. 31,	
TOTAL	2,153,208.45			Total	

1805

Population 1970 5,742
 Population 1972 6,205
 S & P Rating
 Moody Rating BAA

General Tax Rate Per \$100. 6.45
 State Equalized Tax Rate 2.59

BRANCHBURG TOWNSHIP — SOMERSET COUNTY
 Form of Government:
 Township Committee
 Number of Members on Governing Body 5

PER CAPITA:
 Gross Debt 655.12
 Net Debt 304.52
 Debt Service 366.02
 Total Tax Levy 159.59
 Municipal Expenditures

PER CENT:
 Gross Debt 5.53
 Net Debt 2.57
 Tax Levy Collected 55.00
 Tax Levy Cancelled, Abated or Adjusted .38

EXPENDITURES		REVENUES-REALIZED		1972 PROPERTY TAX	
GENERAL GOVERNMENT				STATE EQUALIZED TAX RATE 2.11	
Governing Body & Public Boards		1972 Property Taxes Collected		Local District School Taxes	1,836,175.50
Municipal Clerk		1972 Payments in Lieu of Taxes		Regional & Consolidated School Tax	
Financial Administration	6,200.00	Delinquent Tax & Lien Collections		School Taxes in Municipal Budget	
Assessment of Taxes	6,147.00	Business Personalty Replacement Taxes		County Taxes	376,463.54
Collection of Taxes	9,170.00	Taxes from Public Utilities		County Library Taxes	17,457.70
Planning, Housing & Development	15,625.00	Other Miscellaneous Tax Revenues		Local Municipal Purpose Taxes	2,206.47
Human Resources		State Aid Revenues		Veteran & Senior Citizen Taxes	28,650.00
Elections	1,775.00	Federal Aid Revenues		Total Taxes for Rate Computation	2,261,593.21
General Administration (other)	133,588.00	State and Local Fiscal Assistance Act Utilized		Special District Taxes	
JUDICIARY		Sale of Acquired Property		Bank Stock Taxes	3,040.97
Municipal Courts	5,505.00	Other Miscellaneous Revenues		Added and Omitted Taxes	24,741.60
PUBLIC SAFETY		Other Revenues, Revenue Sharing Tax Effort		Total Taxes Levied - ABSTRACT	2,271,125.78
Fire Protection	30,400.00	Prior Years Surplus Appropriated		Total Taxes Billed	2,277,045.78
Police Protection	10,600.00	REVENUES TOTAL		1972 TAXES COLLECTED	2,163,152.15
Civil Defense & Disaster Control	10.00	CAPITAL OUTLAY TOTAL		1972 Taxes Cancelled, Abated or Adjusted	8,654.39
Environmental Inspection & Control	5,250.00	Public Enterprises		Transfer to Tax Title Liens or Foreclosed	251.55
Other Public Safety		Recreation—Culture		Balance Outstanding Dec. 31, 1972	104,587.69
PUBLIC WORKS		Public Works		PRIOR YEARS TAXES OUTSTANDING	
Streets and Drainage	307,365.00	Buildings and Grounds		Balance January 1, 1972	145,853.00
Sewers and Sewage Processing		Library and Education		Collected in 1972	148,681.07
Garbage and Trash Disposal	14,200.00	Conservation		Cancelled, Abated or Adjusted 1972	
Public Buildings and Grounds	15,200.00	All Other		Transfers to Tax Title Liens or Foreclosed	440.70
Other Public Works		CAPITAL DEBT AUTHORIZED, DECEMBER 31, 1972		Balance December 31, 1972	771.23
HEALTH and WELFARE		ISSUED AND UNISSUED		TAX TITLE LIENS OUTSTANDING	
Health Services Except Environmental	13,567.00	GROSS DEBT		Balance January 1, 1972	1,212.05
Welfare-Public Assistance	4,270.00	NET DEBT		Transfers From Taxes	752.29
Hospitals, Clinics, First Aid	850.00	School		Redeemed in 1972	1,236.79
Animal, Insect, & Rodent Control		Self-liquidating		Cancelled, Abated or Adjusted (1972)	
Other Welfare Services		Other		Transfers to Foreclosed Property	
RECREATION and CONSERVATION		Total		Balance December 31, 1972	827.59
Beaches and Boardwalks		ISSUED AND OUTSTANDING		PROPERTY ACQUIRED BY DEED OR FORECLOSURE	
Parks, Playgrounds, Shade Trees		School		Balance January 1, 1972	
Land Reclamation & Conservation		Self-liquidating		Transfers From Taxes or Liens	
Other Recreational Services	19,550.00	Other		Sale for Cash (1972)	
EDUCATION (excluding schools)		Total		Cancelled, Abated or Adjusted (1972)	
Libraries		EQUALIZED VALUATION BASIS		Balance December 31, 1972	
Other Educational Services	80,000.00	FOR NET DEBT COMPUTATION		CURRENT FINANCES DECEMBER 31, 1972	
STATUTORY EXPENDITURES		REAL PROPERTY VALUATIONS		ASSETS	
Pensions & F. I. C. A.	23,500.00	Code Class # of Parcels % VAL'N		Cash Dec. 31, 1972	2,088,758.56
Employee Fringe Benefits	2,200.00	ASSESSED VALUATION		Taxes Receivable	105,758.52
Other Statutory Expenditures		1 Vacant Land 310 5.21		Tax Title Liens	827.59
MUNICIPAL FUNCTIONS		2 Residential 1375 58.67		Foreclosed Property	
CAPITAL IMPROVEMENTS	140,200.00	3 Farm 257 9.10		Emergencies & Other Deferred Charges	
DEBT SERVICE		4a Commercial 130 20.07		State Aid Receivable	107,363.89
Principal Payments		4b Industrial 13 6.96		Other Receivables	9,234.32
Interest Payments		4c Apartments		Total	2,212,083.68
DEFERRED CHARGES		2085 Total		LIABILITIES, RESERVES, AND SURPLUS	
SCHOOL, COUNTY, SPECIAL DISTRICT TAXES	109,222.00	Land Area 20.35 Sq. Miles		Cash Liabilities	1,385,521.08
RESERVE FOR UNCOLLECTED TAXES	2,230,126.74	Net Valuation Taxable-Municipal		Reserves for Receivables	115,920.83
EMERGENCY EMPLOYMENT ACT OF 1971	176,225.99	Net Valuation Taxable-County		Surplus Dec. 31,	810,641.77
EXPENDITURES TOTAL	3,222,856.73	State Equalization Ratio		Total	2,212,083.68

1903
 Population 1970 911
 Population 1972 915
 S & P Rating
 Moody Rating
 General Tax Rate Per \$100. 6.00
 State Equalized Tax Rate 3.23

BRANCHVILLE BOROUGH — SUSSEX COUNTY
 Form of Government:
 Borough Council
 Number of Members on Governing Body 6

PER CAPITA:
 Gross Debt 213.57
 Net Debt 76.28
 Debt Service
 Total Tax Levy 372.29
 Municipal Expenditures 211.26
 PER CENT:
 Gross Debt 2.17
 Net Debt .77
 Tax Levy Collected 93.62
 Tax Levy Cancelled, Abated or Adjusted

EXPENDITURES		REVENUES-REALIZED		1972 PROPERTY TAX	
GENERAL GOVERNMENT		1972 Property Taxes Collected		STATE EQUALIZED TAX RATE	
Governing Body & Public Boards		318,917.42		Local District School Taxes .94	
Municipal Clerk		17,119.20		Regional & Consolidated School Tax 1.27	
Financial Administration	3,000.00	25,046.08		School Taxes in Municipal Budget	
Assessment of Taxes	2,225.00	8,990.61		County Taxes .94	
Collection of Taxes	2,600.00	109,780.74		County Library Taxes .03	
Planning, Housing & Development	1,300.00	12,650.13		Local Municipal Purpose Taxes	
Human Resources		Federal Aid Revenues		Veteran & Senior Citizen Taxes .06	
Elections		State and Local Fiscal Assistance Act Utilized		Total Taxes for Rate Computation 3.24	
General Administration (other)	11,500.00	Sole of Acquired Property		Special District Taxes	
JUDICIARY		Other Miscellaneous Revenues		Bank Stock Taxes	
Municipal Courts	2,350.00	Other Revenues, Revenue Sharing Tax Effort		Added and Omitted Taxes	
PUBLIC SAFETY		Total		Total Taxes Levied - ABSTRACT	
Fire Protection	5,760.00	Prior Years Surplus Appropriated		Total Taxes Billed	
Police Protection	5,400.00	REVENUES TOTAL		1972 TAXES COLLECTED	
Civil Defense & Disaster Control	300.00	CAPITAL OUTLAY TOTAL		1972 Taxes Cancelled, Abated or Adjusted	
Environmental Inspection & Control	250.00	Public Enterprises		Transfer to Tax Title Liens or Foreclosed	
Other Public Safety		Recreation—Culture		Balance Outstanding Dec. 31, 1972	
PUBLIC WORKS		Public Works		PRIOR YEARS TAXES OUTSTANDING	
Streets and Drainage	41,600.00	Buildings and Grounds		Balance January 1, 1972	
Sewers and Sewage Processing		Library and Education		Collected in 1972	
Garbage and Trash Disposal	10,000.00	Conservation		Cancelled, Abated or Adjusted 1972	
Public Buildings and Grounds		All Other		Transfers to Tax Title Liens or Foreclosed	
Other Public Works		CAPITAL DEBT AUTHORIZED, DECEMBER 31, 1972		Balance December 31, 1972	
HEALTH and WELFARE		ISSUED AND UNISSUED GROSS DEBT NET DEBT		TAX TITLE LIENS OUTSTANDING	
Health Services Except Environmental	700.00	School 125,627		Balance January 1, 1972	
Welfare-Public Assistance	500.00	Self-liquidating 69,792		Transfers From Taxes	
Hospitals, Clinics, First Aid	1,000.00	Other 69,792		Redeemed in 1972	
Animal, Insect, & Rodent Control		Total 195,420		Cancelled, Abated or Adjusted (1972)	
Other Welfare Services		ISSUED AND OUTSTANDING		Transfers to Foreclosed Property	
RECREATION and CONSERVATION		School 125,627.53		Balance December 31, 1972	
Beaches and Boardwalks		Self-Liquidating		PROPERTY ACQUIRED BY DEED OR	
Parks, Playgrounds, Shade Trees		Other		FORECLOSURE	
Land Reclamation & Conservation		Total 125,627.53		Balance January 1, 1972	
Other Recreational Services	2,550.00	EQUALIZED VALUATION BASIS		Transfers From Taxes or Liens	
EDUCATION (excluding schools)		FOR NET DEBT COMPUTATION		Sale for Cash (1972)	
Libraries		REAL PROPERTY VALUATIONS		Cancelled, Abated or Adjusted (1972)	
Other Educational Services	70,000.00	Code Class # of Parcels % VAL'N ASSESSED VALUATION		Balance December 31, 1972	
STATUTORY EXPENDITURES		1 Vacant Land 47 1.16 63,050.00		CURRENT FINANCES DECEMBER 31, 1972	
Pensions & F. I. C. A.	2,000.00	2 Residential 244 53.68 2,517,400.00		ASSETS	
Employee Fringe Benefits		3 Farm 55 43.44 2,361,050.00		Cash Dec. 31, 1972	
Other Statutory Expenditures		4a Commercial 55 43.44 2,361,050.00		Taxes Receivable	
MUNICIPAL FUNCTIONS		4b Industrial 2 1.72 93,300.00		Tax Title Liens	
CAPITAL IMPROVEMENTS	13,000.00	4c Apartments 2 1.72 93,300.00		Foreclosed Property	
DEBT SERVICE		Total 5,434,800.00		Emergencies & Other Deferred Charges	
Principal Payments		Land Area .56 Sq. Miles		State Aid Receivable	
Interest Payments		Net Valuation Taxable-Municipal		Other Receivables	
DEFERRED CHARGES	9,099.22	Net Valuation Taxable-County		Total	
SCHOOL, COUNTY, SPECIAL DISTRICT TAXES	333,561.36	State Equalization Ratio		LIABILITIES, RESERVES, AND SURPLUS	
RESERVE FOR UNCOLLECTED TAXES	21,068.56			Cash Liabilities	
EMERGENCY EMPLOYMENT ACT OF 1971				Reserves for Receivables	
EXPENDITURES	526,864.14			Surplus Dec. 31,	
TOTAL				Total	

1506

Population 1970 35,057
 Population 1972 38,900
 S & P Rating
 Moody Rating BA

General Tax Rate Per \$100. 4.39
 State Equalized Tax Rate 3.00

BRICK TOWNSHIP — OCEAN COUNTY

Form of Government:

Mayor-Council Plan B (OMCL50)

Number of Members on Governing Body 7

PER CAPITA:

Gross Debt 369.26
 Net Debt 102.40
 Debt Service .88
 Total Tax Levy 335.50
 Municipal Expenditures 98.21

PER CENT:

Gross Debt 4.03
 Net Debt 1.12
 Tax Levy Collected 93.32
 Tax Levy Cancelled, Abated or Adjusted .35

EXPENDITURES		REVENUES-REALIZED		1972 PROPERTY TAX	
GENERAL GOVERNMENT		1972 Property Taxes Collected		STATE EQUALIZED TAX RATE — 2.33	
Governing Body & Public Boards	43,210.00	12,148,089.98		Local District School Taxes	5,725,033.00
Municipal Clerk	60,446.00	1972 Payments in Lieu of Taxes		Regional & Consolidated School Tax	
Financial Administration	50,210.00	Delinquent Tax & Lien Collections		School Taxes in Municipal Budget	
Assessment of Taxes	62,830.00	742,250.45		County Taxes	1,506,165.29
Collection of Taxes	88,799.00	Business Personalty Replacement Taxes		County Library Taxes	80,718.67
Planning, Housing & Development	55,171.00	80,210.13		Local Municipal Purpose Taxes	558,312.66
Human Resources	27,093.00	Taxes from Public Utilities		Veteran & Senior Citizen Taxes	267,100.00
Elections	5,070.00	Other Miscellaneous Tax Revenues		Total Taxes for Rate Computation	12,527,333.62
General Administration (other)	262,500.00	143,886.45		Special District Taxes	227,570.00
JUDICIARY		Federal Aid Revenues		Bank Stock Taxes	29,509.34
Municipal Courts	45,426.00	State and Local Fiscal Assistance Act Utilized		Added and Omitted Taxes	490,022.00
PUBLIC SAFETY		Sale of Acquired Property		Total Taxes Levied - ABSTRACT	13,017,334.96
Fire Protection		Other Miscellaneous Revenues		Total Taxes Billed	13,017,334.96
Police Protection	208,283.00	Other Revenues, Revenue Sharing Tax Effort		1972 TAXES COLLECTED	12,148,089.98
Civil Defense & Disaster Control	1,780.00	Prior Years Surplus Appropriated		1972 Taxes Cancelled, Abated or Adjusted	45,678.50
Environmental Inspection & Control	51,418.00	TOTAL		Transfer to Tax Title Liens or Foreclosed	
Other Public Safety		CAPITAL OUTLAY		Balance Outstanding Dec. 31, 1972	823,566.48
PUBLIC WORKS		TOTAL		PRIOR YEARS TAXES OUTSTANDING	
Streets and Drainage	733,202.00	Public Enterprises		Balance January 1, 1972	700,177.96
Sewers and Sewage Processing		Recreation—Culture		Collected in 1972	658,232.30
Garbage and Trash Disposal	374,336.00	Public Works		Cancelled, Abated or Adjusted 1972	
Public Buildings and Grounds	54,131.00	Buildings and Grounds		Transfers to Tax Title Liens or Foreclosed	
Other Public Works	46,000.00	Library and Education		Balance December 31, 1972	41,545.66
HEALTH and WELFARE		Conservation		TAX TITLE LIENS OUTSTANDING	
Health Services Except Environmental	40,582.00	All Other		Balance January 1, 1972	157,662.21
Welfare-Public Assistance	11,155.00	CAPITAL DEBT AUTHORIZED, DECEMBER 31, 1972		Transfers From Taxes	
Hospitals, Clinics, First Aid	1,000.00	ISSUED AND UNISSUED		Redeemed in 1972	84,018.15
Animal, Insect, & Rodent Control	25,749.00	GROSS DEBT		Cancelled, Abated or Adjusted (1972)	
Other Welfare Services		NET DEBT		Transfers to Foreclosed Property	
RECREATION and CONSERVATION		SCHOOL		Balance December 31, 1972	112,644.06
Beaches and Boardwalks	14,300.00	Self-liquidating		PROPERTY ACQUIRED BY DEED OR	
Parks, Playgrounds, Shade Trees		Other		FORECLOSURE	
Land Reclamation & Conservation	15,114.00	Total		Balance January 1, 1972	315,275.00
Other Recreational Services	53,329.00	ISSUED AND OUTSTANDING		Transfers From Taxes or Liens	
EDUCATION (excluding schools)		SCHOOL		Sale for Cash (1972)	
Libraries	6,000.00	Self-Liquidating		Cancelled, Abated or Adjusted (1972)	
Other Educational Services		Other		Balance December 31, 1972	315,275.00
STATUTORY EXPENDITURES		Total		CURRENT FINANCES DECEMBER 31, 1972	
Pensions & F. I. C. A.	108,430.00	EQUALIZED VALUATION BASIS		ASSETS	
Employee Fringe Benefits	46,000.00	FOR NET DEBT COMPUTATION		Cash Dec. 31, 1972	4,742,254.22
Other Statutory Expenditures		REAL PROPERTY VALUATIONS		Taxes Receivable	865,512.14
MUNICIPAL FUNCTIONS		Code Class # of Parcels % VAL'N		Tax Title Liens	113,644.06
CAPITAL IMPROVEMENTS	2,523,564.00	1 Vacant Land 7625 11.39		Foreclosed Property	315,275.00
DEBT SERVICE		2 Residential 13982 76.28		Emergencies & Other Deferred Charges	170,072.00
Principal Payments		3 Farm 34 .21		State Aid Receivable	35,068.55
Interest Payments	34,000.00	4a Commercial 356 9.19		Other Receivables	36,255.84
DEFERRED CHARGES		4b Industrial 7 .11		Total	6,278,081.81
SCHOOL, COUNTY, SPECIAL DISTRICT TAXES	54,600.00	4c Apartments 14 2.83		LIABILITIES, RESERVES, AND SURPLUS	
RESERVE FOR UNCOLLECTED TAXES	11,939,450.56	22058 Total		Cash Liabilities	2,707,267.49
EMERGENCY EMPLOYMENT ACT OF 1971	1,136,889.03	Land Area 26.40 Sq. Miles		Reserves for Receivables	1,230,887.04
EXPENDITURES	15,750,185.99	Net Valuation Taxable-Municipal		Surplus Dec. 31,	2,239,927.28
		Net Valuation Taxable-County		Total	6,278,081.81
		State Equalization Ratio			

0601

Population 1970 20,435
 Population 1972 21,200
 S & P Rating A
 Moody Rating BAA

General Tax Rate Per \$100. 4.66
 State Equalized Tax Rate 5.02

BRIDGETON CITY — CUMBERLAND COUNTY

Form of Government:

Mayor-Council Plan A (OMCL50)

Number of Members on Governing Body 5

PER CAPITA: 244.48
 Gross Debt 65.92
 Net Debt 6.15
 Debt Service 202.15
 Total Tax Levy 140.06
 Municipal Expenditures

PER CENT: 6.48
 Gross Debt 1.75
 Net Debt 93.34
 Tax Levy Collected
 Tax Levy Cancelled, Abated or Adjusted .21

EXPENDITURES		REVENUES-REALIZED		1972 PROPERTY TAX	
GENERAL GOVERNMENT				STATE EQUALIZED TAX RATE \rightarrow	
Governing Body & Public Boards	118,891.27	1972 Property Taxes Collected		Local District School Taxes	2.63
Municipal Clerk		3,999,520.57		Regional & Consolidated School Tax	
Financial Administration	38,561.00	1972 Payments in Lieu of Taxes		School Taxes in Municipal Budget	
Assessment of Taxes	18,222.00	Delinquent Tax & Lien Collections		County Taxes	1.23
Collection of Taxes	46,468.00	Business Personalty Replacement Taxes		County Library Taxes	
Planning, Housing & Development	110,493.68	Taxes from Public Utilities		Local Municipal Purpose Taxes	1.06
Human Resources	10,242.00	Other Miscellaneous Tax Revenues		Veteran & Senior Citizen Taxes	.11
Elections	5,570.00	State Aid Revenues		Total Taxes for Rate Computation	5.03
General Administration (other)	241,590.00	Federal Aid Revenues		Special District Taxes	
JUDICIARY		State and Local Fiscal Assistance Act Utilized		Bank Stock Taxes	26,074.96
Municipal Courts	26,840.00	Sale of Acquired Property		Added and Omitted Taxes	29,148.65
PUBLIC SAFETY		Other Miscellaneous Revenues		Total Taxes Levied - ABSTRACT	4,285,540.18
Fire Protection	158,421.00	Other Revenues, Revenue Sharing Tax Effort		Total Taxes Billed	4,284,999.24
Police Protection	602,635.57	Total		1972 TAXES COLLECTED	3,599,520.57
Civil Defense & Disaster Control	2,000.00	Prior Years Surplus Appropriated		1972 Taxes Cancelled, Abated or Adjusted	8,847.60
Environmental Inspection & Control	61,274.00	REVENUES TOTAL		Transfer to Tax Title Liens or Foreclosed	36,730.46
Other Public Safety		CAPITAL OUTLAY TOTAL		Balance Outstanding Dec. 31, 1972	239,900.61
PUBLIC WORKS				PRIOR YEARS TAXES OUTSTANDING	
Streets and Drainage	255,327.00	Public Enterprises		Balance January 1, 1972	262,743.41
Sewers and Sewage Processing		Recreation—Culture		Collected in 1972	212,245.66
Garbage and Trash Disposal	60,598.00	Public Works		Cancelled, Abated or Adjusted 1972	19.22
Public Buildings and Grounds	58,394.32	Buildings and Grounds		Transfers to Tax Title Liens or Foreclosed	13,688.48
Other Public Works	6,000.00	Library and Education		Balance December 31, 1972	36,790.05
HEALTH and WELFARE		Conservation		TAX TITLE LIENS OUTSTANDING	
Health Services Except Environmental	24,451.00	All Other		Balance January 1, 1972	79,864.61
Welfare-Public Assistance	21,857.00	CAPITAL DEBT AUTHORIZED, DECEMBER 31, 1972		Transfers From Taxes	50,418.94
Hospitals, Clinics, First Aid	15,000.00	ISSUED AND UNISSUED GROSS DEBT NET DEBT		Redeemed in 1972	23,518.48
Animal, Insect, & Rodent Control	5,200.00	School 2,465,000		Cancelled, Abated or Adjusted (1972)	
Other Welfare Services		Self-liquidating 1,320,400		Transfers to Foreclosed Property	
RECREATION and CONSERVATION		Other 1,397,500		Balance December 31, 1972	106,765.07
Beaches and Boardwalks		Total 5,182,900		PROPERTY ACQUIRED BY DEED OR FORECLOSURE	
Parks, Playgrounds, Shade Trees	69,383.00	ISSUED AND OUTSTANDING		Balance January 1, 1972	92,550.00
Land Reclamation & Conservation		School 2,465,000.00		Transfers From Taxes or Liens	
Other Recreational Services	79,074.00	Self-Liquidating 1,320,400.00		Sale for Cash (1972)	
EDUCATION (excluding schools)		Other 1,029,500.00		Cancelled, Abated or Adjusted (1972)	
Libraries	79,035.00	Total 4,814,500.00		Balance December 31, 1972	92,550.00
Other Educational Services	4,200.00	EQUALIZED VALUATION BASIS FOR NET DEBT COMPUTATION		CURRENT FINANCES DECEMBER 31, 1972	
STATUTORY EXPENDITURES		REAL PROPERTY VALUATIONS		ASSETS	
Pensions & F. I. C. A.	138,324.03	Code Class # of Parcels % VAL'N ASSESSED VALUATION		Cash Dec. 31, 1972	733,896.51
Employee Fringe Benefits		1 Vacant Land 1066 1.80 1,620,350.00		Taxes Receivable	276,690.66
Other Statutory Expenditures		2 Residential 4500 55.42 49,857,850.00		Tax Title Liens	106,765.07
MUNICIPAL FUNCTIONS TOTAL	2,342,452.27	3 Farm 10 .08 68,500.00		Foreclosed Property	92,550.00
CAPITAL IMPROVEMENTS *MEMO*	33,000.00	4a Commercial 525 19.31 17,366,600.00		Emergencies & Other Deferred Charges	47,320.00
DEBT SERVICE		4b Industrial 67 19.49 17,534,550.00		State Aid Receivable	88,583.60
Principal Payments	71,000.00	4c Apartments 34 3.90 3,507,400.00		Other Receivables	73,263.45
Interest Payments	59,354.50	6602 Total 89,555,650.00		Total	1,419,069.29
DEFERRED CHARGES	34,690.00	Land Area 6.50 Sq. Miles		LIABILITIES, RESERVES, AND SURPLUS	
SCHOOL, COUNTY, SPECIAL DISTRICT TAXES	3,321,584.96	Net Valuation Taxable-Municipal		Cash Liabilities	369,589.90
RESERVE FOR UNCOLLECTED TAXES	461,728.77	Net Valuation Taxable-County		Reserves for Receivables	549,269.18
EMERGENCY EMPLOYMENT ACT OF 1971		State Equalization Ratio		Surplus Dec. 31, 1971	499,810.21
EXPENDITURES TOTAL	6,250,810.50			Total	1,419,069.29

1806

Population 1970 30,235
 Population 1972 31,150
 S & P Rating A
 Moody Rating A

General Tax Rate Per \$100. 5.07
 State Equalized Tax Rate 2.80

BRIDGEWATER TOWNSHIP — SOMERSET COUNTY
Form of Government:
Township Committee
Number of Members on Governing Body 5

PER CAPITA:
 Gross Debt 768.67
 Net Debt 131.47
 Debt Service 30.08
 Total Tax Levy 403.12
 Municipal Expenditures 145.66

PER CENT:
 Gross Debt 6.11
 Net Debt 1.05
 Tax Levy Collected 96.09
 Tax Levy Cancelled, Abated or Adjusted .76

EXPENDITURES		REVENUES-REALIZED		1972 PROPERTY TAX	
GENERAL GOVERNMENT		1972 Property Taxes Collected		STATE EQUALIZED TAX RATE	
Governing Body & Public Boards			12,072,338.67	Local District School Taxes	
Municipal Clerk	46,702.00	1972 Payments in Lieu of Taxes	217,059.73	Regional & Consolidated School Tax 2.23	9,852,519.06
Financial Administration	36,103.00	Delinquent Tax & Lien Collections	1,753,738.39	School Taxes in Municipal Budget	
Assessment of Taxes	39,059.00	Business Personalty Replacement Taxes	572,627.35	County Taxes	.52 2,284,494.91
Collection of Taxes	135,270.00	Taxes from Public Utilities		County Library Taxes	.02 106,232.78
Planning, Housing & Development		Other Miscellaneous Tax Revenues		Local Municipal Purpose Taxes	5,627.01
Human Resources		State Aid Revenues	137,460.31	Veteran & Senior Citizen Taxes	.04 160,040.00
Elections	2,300.00	Federal Aid Revenues	253,743.41	Total Taxes for Rate Computation	2.81 12,408,913.76
General Administration (other)	288,857.00	State and Local Fiscal Assistance Act Utilized		Special District Taxes	164,482.00
JUDICIARY		Sale of Acquired Property	21,708.60	Bank Stock Taxes	5,627.01
Municipal Courts	43,550.00	Other Miscellaneous Revenues	1,220,293.09	Added and Omitted Taxes	138,069.41
PUBLIC SAFETY		Other Revenues, Revenue Sharing Tax Effort	136,568.74	Total Taxes Levied - ABSTRACT	12,557,052.18
Fire Protection	91,567.00	Total	16,785,538.29	Total Taxes Billed	12,563,544.47
Police Protection	533,192.00	Prior Years Surplus Appropriated	1,000,000.00	1972 TAXES COLLECTED	12,072,338.67
Civil Defense & Disaster Control	4,587.00	REVENUES TOTAL	17,785,538.29	1972 Taxes Cancelled, Abated or Adjusted	55,731.97
Environmental Inspection & Control	59,651.00	CAPITAL OUTLAY TOTAL	3,565,176.15	Transfer to Tax Title Liens or Foreclosed	8,286.47
Other Public Safety	12,000.00	Public Enterprises		Balance Outstanding Dec. 31, 1972	387,187.36
PUBLIC WORKS		Recreation—Culture	300.25	PRIOR YEARS TAXES OUTSTANDING	
Streets and Drainage	715,008.00	Public Works	3,564,875.90	Balance January 1, 1972	205,111.87
Sewers and Sewage Processing		Buildings and Grounds		Collected in 1972	202,613.91
Garbage and Trash Disposal	37,497.00	Library and Education		Cancelled, Abated or Adjusted 1972	18.90
Public Buildings and Grounds	176,500.00	Conservation		Transfers to Tax Title Liens or Foreclosed	1,315.17
Other Public Works		All Other		Balance December 31, 1972	1,163.89
HEALTH and WELFARE		CAPITAL DEBT AUTHORIZED, DECEMBER 31, 1972		TAX TITLE LIENS OUTSTANDING	
Health Services Except Environmental	60,879.00	ISSUED AND UNISSUED		Balance January 1, 1972	22,711.37
Welfare-Public Assistance	4,700.00	School	12,811,035	Transfers From Taxes	9,776.00
Hospitals, Clinics, First Aid	2,500.00	Self-liquidating	11,133,155	Redeemed in 1972	14,445.82
Animal, Insect, & Rodent Control		Other	23,944,190	Cancelled, Abated or Adjusted (1972)	
Other Welfare Services		Total	4,055,350	Transfers to Foreclosed Property	
RECREATION and CONSERVATION		ISSUED AND OUTSTANDING		Balance December 31, 1972	18,041.55
Beaches and Boardwalks	76,440.00	School	12,811,035.16	PROPERTY ACQUIRED BY DEED OR FORECLOSURE	
Parks, Playgrounds, Shade Trees	159,625.00	Self-Liquidating	7,378,000.00	Balance January 1, 1972	209,266.00
Land Reclamation & Conservation	139,260.00	Other	20,185,035.16	Transfers From Taxes or Liens	
Other Recreational Services		Total	391,785,095.67	Sale for Cash (1972)	
EDUCATION (excluding schools)		EQUALIZED VALUATION BASIS FOR NET DEBT COMPUTATION		Cancelled, Abated or Adjusted (1972)	42,780.00
Libraries	1,000.00	REAL PROPERTY VALUATIONS		Balance December 31, 1972	166,486.00
Other Educational Services	175,000.00	Code Class # of Parcels % VAL'N		CURRENT FINANCES DECEMBER 31, 1972	
STATUTORY EXPENDITURES		1 Vacant Land 1907 5.00	12,184,965.00	ASSETS	
Pensions & F. I. C. A.	133,100.00	2 Residential 7414 60.65	147,734,465.00	Cash Dec. 31, 1972	2,288,866.03
Employee Fringe Benefits	47,000.00	3 Farm 95 .86	2,085,650.00	Taxes Receivable	388,351.25
Other Statutory Expenditures		4a Commercial 192 11.12	27,094,800.00	Tax Title Liens	18,041.55
MUNICIPAL FUNCTIONS		4b Industrial 30 20.55	51,031,550.00	Foreclosed Property	166,486.00
CAPITAL IMPROVEMENTS		4c Apartments 36 1.42	3,469,150.00	Emergencies & Other Deferred Charges	107,000.00
DEBT SERVICE		9674 Total	243,604,580.00	State Aid Receivable	178,942.45
Principal Payments	525,000.00	Land Area 32.30 Sq. Miles		Other Receivables	190,265.98
Interest Payments	412,000.00	Net Valuation Taxable-Municipal	244,730,375.00	Total	3,337,953.26
DEFERRED CHARGES		Net Valuation Taxable-County	464,254,703.00	LIABILITIES, RESERVES, AND SURPLUS	
SCHOOL, COUNTY, SPECIAL DISTRICT TAXES	12,407,728.75	State Equalization Ratio	55.29	Cash Liabilities	823,935.89
RESERVE FOR UNCOLLECTED TAXES	466,123.56			Reserves for Receivables	763,144.78
EMERGENCY EMPLOYMENT ACT OF 1971	41,400.00			Surplus Dec. 31,	1,750,872.59
EXPENDITURES TOTAL	16,544,555.31			Total	3,337,953.26

1308

Population 1970 3,594
 Population 1972 3,640
 S & P Rating
 Moody Rating

General Tax Rate Per \$100. 3.17
 State Equalized Tax Rate 3.38

BRIELLE BOROUGH — MONMOUTH COUNTY
 Form of Government:
 Borough Council
 Number of Members on Governing Body 6

PER CAPITA:
 Gross Debt 364.57
 Net Debt 87.73
 Debt Service 2.77
 Total Tax Levy 513.79
 Municipal Expenditures 212.93

PER CENT:
 Gross Debt 2.69
 Net Debt .65
 Tax Levy Collected 51.50
 Tax Levy Cancelled, Abated or Adjusted .35

EXPENDITURES		REVENUES-REALIZED		1972 PROPERTY TAX	
GENERAL GOVERNMENT				STATE EQUALIZED TAX RATE 3.38	
Governing Body & Public Boards		1972 Property Taxes Collected	1,711,200.10	Local District School Taxes	1,036,553.00
Municipal Clerk		1972 Payments in Lieu of Taxes		Regional & Consolidated School Tax	
Financial Administration	6,320.67	Delinquent Tax & Lien Collections	117,059.18	School Taxes in Municipal Budget	
Assessment of Taxes	10,793.28	Business Personalty Replacement Taxes	17,537.05	County Taxes	321,792.95
Collection of Taxes	8,008.59	Taxes from Public Utilities	59,531.32	County Library Taxes	12,507.67
Planning, Housing & Development	4,014.00	Other Miscellaneous Tax Revenues		Local Municipal Purpose Taxes	482,050.38
Human Resources	200.00	State Aid Revenues	19,646.40	Veteran & Senior Citizen Taxes	22,550.00
Elections		Federal Aid Revenues	9,866.55	Total Taxes for Rate Computation	1,885,854.00
General Administration (other)	84,679.50	State and Local Fiscal Assistance Act Utilized		Special District Taxes	
JUDICIARY		Sale of Acquired Property		Bank Stock Taxes	1,249.62
Municipal Courts	5,461.50	Other Miscellaneous Revenues	111,908.77	Added and Omitted Taxes	6,051.85
PUBLIC SAFETY		Other Revenues, Revenue Sharing Tax Effort	33,067.88	Total Taxes Levied - ABSTRACT	1,870,205.47
Fire Protection	14,140.00	Total	2,079,817.25	Total Taxes Billed	1,870,205.47
Police Protection	201,990.00	Prior Years Surplus Appropriated	23,428.85	1972 TAXES COLLECTED	1,711,200.10
Civil Defense & Disaster Control	50.00	REVENUES TOTAL	2,103,246.10	1972 Taxes Cancelled, Abated or Adjusted	6,450.42
Environmental Inspection & Control	3,290.00	CAPITAL OUTLAY TOTAL	99,555.97	Transfer to Tax Title Liens or Foreclosed	2,225.22
Other Public Safety				Balance Outstanding Dec. 31, 1972	150,285.73
PUBLIC WORKS				PRIOR YEARS TAXES OUTSTANDING	
Streets and Drainage	73,865.23	Public Enterprises		Balance January 1, 1972	117,694.15
Sewers and Sewage Processing		Recreation—Culture	77,660.97	Collected in 1972	116,969.13
Garbage and Trash Disposal	58,400.00	Public Works	22,295.00	Cancelled, Abated or Adjusted 1972	
Public Buildings and Grounds	24,736.00	Buildings and Grounds		Transfers to Tax Title Liens or Foreclosed	
Other Public Works		Library and Education		Balance December 31, 1972	525.02
HEALTH and WELFARE		Conservation		TAX TITLE LIENS OUTSTANDING	
Health Services Except Environmental	10,166.00	All Other		Balance January 1, 1972	11,587.03
Welfare-Public Assistance	3,254.50			Transfers From Taxes	2,229.22
Hospitals, Clinics, First Aid				Redeemed in 1972	90.05
Animal, Insect, & Rodent Control				Cancelled, Abated or Adjusted (1972)	
Other Welfare Services				Transfers to Foreclosed Property	
RECREATION and CONSERVATION				Balance December 31, 1972	13,726.20
Beaches and Boardwalks				PROPERTY ACQUIRED BY DEED OR	
Parks, Playgrounds, Shade Trees	4,500.00			FORECLOSURE	
Land Reclamation & Conservation	4,000.00			Balance January 1, 1972	17,025.00
Other Recreational Services	5,620.00			Transfers From Taxes or Liens	
EDUCATION (excluding schools)				Sale for Cash (1972)	
Libraries	12,500.00			Cancelled, Abated or Adjusted (1972)	
Other Educational Services				Balance December 31, 1972	17,025.00
STATUTORY EXPENDITURES				CURRENT FINANCES DECEMBER 31, 1972	
Pensions & F. I. C. A.	31,010.00			ASSETS	
Employee Fringe Benefits	11,000.00			Cash Dec. 31, 1972	467,004.51
Other Statutory Expenditures				Taxes Receivable	151,210.75
MUNICIPAL FUNCTIONS TOTAL	617,999.27			Tax Title Liens	13,726.20
CAPITAL IMPROVEMENTS *MEM(*)	15,000.00			Foreclosed Property	17,025.00
DEBT SERVICE				Emergencies & Other Deferred Charges	26,631.42
Principal Payments	5,000.00			State Aid Receivable	75,454.00
Interest Payments	5,072.50			Other Receivables	145,262.78
				Total	856,314.66
DEFERRED CHARGES	4,700.00			LIABILITIES, RESERVES, AND SURPLUS	
SCHOOL, COUNTY, SPECIAL DISTRICT TAXES	1,380,853.62			Cash Liabilities	567,549.73
RESERVE FOR UNCOLLECTED TAXES	131,692.14			Reserves for Receivables	327,224.73
EMERGENCY EMPLOYMENT ACT OF 1971	10,613.09			Surplus Dec. 31,	1,540.20
EXPENDITURES TOTAL	2,155,930.62			Total	856,314.66

0103

Population 1970 6,741
 Population 1972 7,220
 S & P Rating BBB
 Moody Rating

General Tax Rate Per \$100. 3.21
 State Equalized Tax Rate 2.58

BRIGANTINE CITY — ATLANTIC COUNTY

Form of Government:

Commission (1911)

Number of Members on Governing Body 3

PER CAPITA:

Gross Debt 558.86
 Net Debt 262.60
 Debt Service 24.32
 Total Tax Levy 379.92
 Municipal Expenditures 227.42

PER CENT:

Gross Debt 5.19
 Net Debt 2.44
 Tax Levy Collected 93.23
 Tax Levy Cancelled, Abated or Adjusted .03

EXPENDITURES		REVENUES-REALIZED		1972 PROPERTY TAX	
GENERAL GOVERNMENT				STATE EQUALIZED TAX RATE	
Governing Body & Public Boards		1972 Property Taxes Collected	2,561,992.98	Local District School Taxes	.93 854,081.00
Municipal Clerk		1972 Payments in Lieu of Taxes		Regional & Consolidated School Tax	
Financial Administration	4,500.00	Delinquent Tax & Lien Collections	132,672.53	School Taxes in Municipal Budget	.08 76,243.75
Assessment of Taxes	20,000.00	Business Personalty Replacement Taxes	7,811.00	County Taxes	.78 720,779.36
Collection of Taxes	23,600.00	Taxes from Public Utilities	106,289.81	County Library Taxes	.02 14,167.35
Planning, Housing & Development		Other Miscellaneous Tax Revenues		Local Municipal Purpose Taxes	1.11 1,023,465.84
Human Resources		State Aid Revenues	32,913.77	Veteran & Senior Citizen Taxes	.05 47,160.00
Elections	1,500.00	Federal Aid Revenues	76,464.45	Total Taxes for Rate Computation	2.97 2,735,897.30
General Administration (other)	153,100.00	State and Local Fiscal Assistance Act Utilized		Special District Taxes	
JUDICIARY		Sale of Acquired Property		Bank Stock Taxes	2,048.41
Municipal Courts	7,500.00	Other Miscellaneous Revenues	46,660.80	Added and Omitted Taxes	52,237.54
PUBLIC SAFETY		Other Revenues, Revenue Sharing Tax Effort	72,130.48	Total Taxes Levied - ABSTRACT	2,743,023.25
Fire Protection	135,300.00	Total	3,036,935.82	Total Taxes Billed	2,748,152.02
Police Protection	209,107.00	Prior Years Surplus Appropriated	250,000.00	1972 TAXES COLLECTED	2,561,992.98
Civil Defense & Disaster Control	200.00	REVENUES TOTAL	3,286,935.82	1972 Taxes Cancelled, Abated or Adjusted	855.00
Environmental Inspection & Control	23,300.00	CAPITAL OUTLAY TOTAL	367,292.65	Transfer to Tax Title Liens or Foreclosed	12,529.51
Other Public Safety		Public Enterprises	239,578.97	Balance Outstanding Dec. 31, 1972	172,374.53
PUBLIC WORKS		Recreation—Culture	15,245.60	PRIOR YEARS TAXES OUTSTANDING	
Streets and Drainage	242,400.00	Public Works	42,147.32	Balance January 1, 1972	103,457.10
Sewers and Sewage Processing		Buildings and Grounds	70,320.76	Collected in 1972	95,139.93
Garbage and Trash Disposal	79,000.00	Library and Education		Cancelled, Abated or Adjusted 1972	1,657.54
Public Buildings and Grounds	85,100.00	Conservation		Transfers to Tax Title Liens or Foreclosed	
Other Public Works	5,000.00	All Other		Balance December 31, 1972	6,659.63
HEALTH and WELFARE		CAPITAL DEBT AUTHORIZED, DECEMBER 31, 1972		TAX TITLE LIENS OUTSTANDING	
Health Services Except Environmental		ISSUED AND UNISSUED		Balance January 1, 1972	34,532.24
Welfare-Public Assistance	2,130.00	School	505,000	Transfers From Taxes	12,529.51
Hospitals, Clinics, First Aid	1,000.00	Self-liquidating	1,634,000	Redeemed in 1972	37,532.60
Animal, Insect, & Rodent Control	2,000.00	Other	1,896,000	Cancelled, Abated or Adjusted (1972)	
Other Welfare Services		Total	4,035,000	Transfers to Foreclosed Property	
RECREATION and CONSERVATION		ISSUED AND OUTSTANDING		Balance December 31, 1972	9,929.15
Beaches and Boardwalks	67,500.00	School	505,000.00	PROPERTY ACQUIRED BY DEED OR	
Parks, Playgrounds, Shade Trees	28,500.00	Self-Liquidating	1,634,000.00	FORECLOSURE	
Land Reclamation & Conservation		Other	1,896,000.00	Balance January 1, 1972	357,325.33
Other Recreational Services		Total	4,035,000.00	Transfers From Taxes or Liens	
EDUCATION (excluding schools)		EQUALIZED VALUATION BASIS		Sale for Cash (1972)	
Libraries	500.00	FOR NET DEBT COMPUTATION	77,671,553.67	Cancelled, Abated or Adjusted (1972)	
Other Educational Services		REAL PROPERTY VALUATIONS		Balance December 31, 1972	357,325.33
STATUTORY EXPENDITURES		Code Class # of Parcels % VAL'N	ASSESSED VALUATION	CURRENT FINANCES DECEMBER 31, 1972	
Pensions & F. I. C. A.	67,000.00	1 Vacant Land 1537 9.61	8,126,850.00	ASSETS	
Employee Fringe Benefits		2 Residential 3331 75.83	64,153,500.00	Cash Dec. 31, 1972	409,053.02
Other Statutory Expenditures		3 Farm		Taxes Receivable	179,034.16
MUNICIPAL FUNCTIONS		4a Commercial 128 9.56	8,090,000.00	Tax Title Liens	9,529.15
CAPITAL IMPROVEMENTS		4b Industrial		Foreclosed Property	357,325.33
DEBT SERVICE		4c Apartments 39 5.00	4,229,800.00	Emergencies & Other Deferred Charges	28,200.00
Principal Payments	103,000.00	5035 Total	84,600,150.00	State Aid Receivable	115,295.00
Interest Payments	72,623.75	Land Area 6.39 Sq. Miles		Other Receivables	1,558.58
TYPE I SCHL DEBT *MEMO		Net Valuation Taxable-Municipal	85,402,435.00	Total	1,100,395.24
DEFERRED CHARGES		Net Valuation Taxable-County	85,662,369.00	LIABILITIES, RESERVES, AND SURPLUS	
SCHOOL, COUNTY, SPECIAL DISTRICT TAXES	1,665,271.46	State Equalization Ratio	92.99	Cash Liabilities	266,779.84
RESERVE FOR UNCOLLECTED TAXES	161,675.57			Reserves for Receivables	547,847.22
EMERGENCY EMPLOYMENT ACT OF 1971	86,386.50			Surplus Dec. 31,	285,768.18
EXPENDITURES TOTAL	3,307,254.50			Total	1,100,395.24

1971/3000

* ABOVE DEBT SERVICE INCLUDES TYPE I SCHOOL DEBT

0407

Population 1970 2,370
 Population 1972 2,905
 S & P Rating
 Moody Rating

General Tax Rate Per \$100. 4.46
 State Equalized Tax Rate 3.17

BROOKLAWN BOROUGH — CAMDEN COUNTY
Form of Government:
Borough Council
Number of Members on Governing Body 6

PER CAPITA:
 Gross Debt 5.16
 Net Debt 5.16
 Debt Service
 Total Tax Levy 160.83
 Municipal Expenditures 68.96

PER CENT:
 Gross Debt .12
 Net Debt .12
 Tax Levy Collected 94.59
 Tax Levy Cancelled, Abated or Adjusted

EXPENDITURES		REVENUES-REALIZED		1972 PROPERTY TAX	
GENERAL GOVERNMENT				STATE EQUALIZED TAX RATE 1.81	
Governing Body & Public Boards	2,965.00	1972 Property Taxes Collected	439,358.46	Local District School Taxes	270,033.00
Municipal Clerk	4,545.00	1972 Payments in Lieu of Taxes		Regional & Consolidated School Tax	
Financial Administration	2,100.00	Delinquent Tax & Lien Collections	18,089.88	School Taxes in Municipal Budget	
Assessment of Taxes	2,872.00	Business Personalty Replacement Taxes	12,927.00	County Taxes	130,502.45
Collection of Taxes		Taxes from Public Utilities	41,414.47	County Library Taxes	4,094.60
Planning, Housing & Development		Other Miscellaneous Tax Revenues		Local Municipal Purpose Taxes	52,561.13
Human Resources		State Aid Revenues	12,236.23	Veteran & Senior Citizen Taxes	18,680.00
Elections	356.23	Federal Aid Revenues		Total Taxes for Rate Computation	475,871.18
General Administration (other)	20,589.26	State and Local Fiscal Assistance Act Utilized		Special District Taxes	
JUDICIARY		Sale of Acquired Property		Bank Stock Taxes	3,004.05
Municipal Courts	5,212.00	Other Miscellaneous Revenues	70,728.62	Added and Omitted Taxes	7,019.87
PUBLIC SAFETY		Other Revenues, Revenue Sharing Tax Effort	4,006.07	Total Taxes Levied - ABSTRACT	467,215.14
Fire Protection	16,500.00	Total	558,760.73	Total Taxes Billed	464,493.67
Police Protection	41,129.81	Prior Years Surplus Appropriated	12,000.00	1972 TAXES COLLECTED	435,358.46
Civil Defense & Disaster Control		REVENUES TOTAL	610,760.73	1972 Taxes Cancelled, Abated or Adjusted	
Environmental Inspection & Control	750.00	CAPITAL OUTLAY TOTAL		Transfer to Tax Title Liens or Foreclosed	44.60
Other Public Safety				Balance Outstanding Dec. 31, 1972	25,090.61
PUBLIC WORKS				PRIOR YEARS TAXES OUTSTANDING	
Streets and Drainage	21,776.30	Public Enterprises		Balance January 1, 1972	19,467.41
Sewers and Sewage Processing	9,525.00	Recreation—Culture		Collected in 1972	18,089.88
Garbage and Trash Disposal	15,031.00	Public Works		Cancelled, Abated or Adjusted 1972	
Public Buildings and Grounds	15,200.00	Buildings and Grounds		Transfers to Tax Title Liens or Foreclosed	
Other Public Works		Library and Education		Balance December 31, 1972	1,377.53
HEALTH and WELFARE		Conservation		TAX TITLE LIENS OUTSTANDING	
Health Services Except Environmental	535.00	All Other		Balance January 1, 1972	363.14
Welfare-Public Assistance		CAPITAL DEBT AUTHORIZED, DECEMBER 31, 1972		Transfers From Taxes	44.60
Hospitals, Clinics, First Aid		ISSUED AND UNISSUED GROSS DEBT NET DEBT		Redeemed in 1972	
Animal, Insect, & Rodent Control	200.00	School		Cancelled, Abated or Adjusted (1972)	
Other Welfare Services		Self-liquidating	15,000	Transfers to Foreclosed Property	
RECREATION and CONSERVATION		Other	15,000	Balance December 31, 1972	407.74
Beaches and Boardwalks		Total	15,000	PROPERTY ACQUIRED BY DEED OR FORECLOSURE	
Parks, Playgrounds, Shade Trees	2,500.00	ISSUED AND OUTSTANDING		Balance January 1, 1972	54,575.00
Land Reclamation & Conservation		School		Transfers From Taxes or Liens	
Other Recreational Services	300.00	Self-Liquidating		Sale for Cash (1972)	
EDUCATION (excluding schools)		Other		Cancelled, Abated or Adjusted (1972)	
Libraries		Total		Balance December 31, 1972	54,575.00
Other Educational Services		EQUALIZED VALUATION BASIS FOR NET DEBT COMPUTATION	12,754,902.00	CURRENT FINANCES DECEMBER 31, 1972	
STATUTORY EXPENDITURES		REAL PROPERTY VALUATIONS		ASSETS	
Pensions & F. I. C. A.	4,528.63	Code Class # of Parcels % VAL'N		Cash Dec. 31, 1972	232,948.71
Employee Fringe Benefits		1 Vacant Land 76 2.00	206,700.00	Taxes Receivable	26,468.14
Other Statutory Expenditures		2 Residential 644 60.62	6,336,950.00	Tax Title Liens	407.74
MUNICIPAL FUNCTIONS TOTAL	167,415.23	3 Farm		Foreclosed Property	94,575.00
CAPITAL IMPROVEMENTS *MEMO*	12,000.00	4a Commercial 61 32.34	3,380,500.00	Emergencies & Other Deferred Charges	
DEBT SERVICE		4b Industrial 4 1.64	171,700.00	State Aid Receivable	1,244.00
Principal Payments		4c Apartments 4 3.40	355,300.00	Other Receivables	788.46
Interest Payments		789 Total	10,453,150.00	Total	356,832.05
DEFERRED CHARGES	5,673.29	Land Area .49 Sq. Miles		LIABILITIES, RESERVES, AND SURPLUS	
SCHOOL, COUNTY, SPECIAL DISTRICT TAXES	404,630.05	Net Valuation Taxable-Municipal	10,661,848.00	Cash Liabilities	195,835.55
RESERVE FOR UNCOLLECTED TAXES	27,236.70	Net Valuation Taxable-County	12,820,627.00	Reserves for Receivables	122,639.34
EMERGENCY EMPLOYMENT ACT OF 1971		State Equalization Ratio	71.27	Surplus Dec. 31,	38,357.16
EXPENDITURES TOTAL	604,555.27			Total	356,832.05

0104

Population 1970 3,293
 Population 1972 3,355
 S & P Rating
 Moody Rating

General Tax Rate Per \$100. 4.32
 State Equalized Tax Rate 2.82

BUENA BOROUGH — ATLANTIC COUNTY

Form of Government:

Borough Council

Number of Members on Governing Body 6

PER CAPITA:

Gross Debt 733.21
 Net Debt 7.08
 Debt Service
 Total Tax Levy 219.66
 Municipal Expenditures 94.68

PER CENT:

Gross Debt 11.56
 Net Debt .11
 Tax Levy Collected 91.44
 Tax Levy Cancelled, Abated
 or Adjusted

EXPENDITURES		REVENUES-REALIZED		1972 PROPERTY TAX	
GENERAL GOVERNMENT				STATE EQUALIZED TAX RATE →	
Governing Body & Public Boards	7,500.00	1972 Property Taxes Collected		Local District School Taxes	
Municipal Clerk	2,950.00	1972 Payments in Lieu of Taxes		Regional & Consolidated School Tax 1.85	475,055.71
Financial Administration	4,800.00	Delinquent Tax & Lien Collections		School Taxes in Municipal Budget	
Assessment of Taxes	22,900.00	Business Personalty Replacement Taxes		County Taxes .81	208,334.50
Collection of Taxes	6,300.00	Taxes from Public Utilities		County Library Taxes .02	4,101.10
Planning, Housing & Development	4,850.00	Other Miscellaneous Tax Revenues		Local Municipal Purpose Taxes .04	11,253.94
Human Resources		State Aid Revenues		Veteran & Senior Citizen Taxes .10	24,700.00
Elections		Federal Aid Revenues		Total Taxes for Rate Computation 2.82	723,445.25
General Administration (other)	14,700.00	State and Local Fiscal Assistance Act Utilized		Special District Taxes	20,100.00
JUDICIARY		Sale of Acquired Property		Bank Stock Taxes	4,042.55
Municipal Courts	3,050.00	Other Miscellaneous Revenues		Added and Omitted Taxes	14,080.18
PUBLIC SAFETY		Other Revenues, Revenue Sharing Tax Effort		Total Taxes Levied - ABSTRACT	736,567.98
Fire Protection		Prior Years Surplus Appropriated		Total Taxes Billed	736,567.98
Police Protection	20,500.00	REVENUES TOTAL		1972 TAXES COLLECTED	673,910.22
Civil Defense & Disaster Control	700.00			1972 Taxes Cancelled, Abated or Adjusted	
Environmental Inspection & Control	1,950.00			Transfer to Tax Title Liens or Foreclosed	
Other Public Safety				Balance Outstanding Dec. 31, 1972	63,057.76
PUBLIC WORKS		CAPITAL OUTLAY TOTAL		PRIOR YEARS TAXES OUTSTANDING	
Streets and Drainage	79,578.88			Balance January 1, 1972	44,528.48
Sewers and Sewage Processing				Collected in 1972	40,771.66
Garbage and Trash Disposal	24,700.00			Cancelled, Abated or Adjusted 1972	
Public Buildings and Grounds	1,550.00			Transfers to Tax Title Liens or Foreclosed	
Other Public Works				Balance December 31, 1972	4,156.82
HEALTH and WELFARE				TAX TITLE LIENS OUTSTANDING	
Health Services Except Environmental	2,050.00			Balance January 1, 1972	15,357.56
Welfare-Public Assistance	3,050.00			Transfers From Taxes	
Hospitals, Clinics, First Aid	335.00			Redeemed in 1972	1,942.86
Animal, Insect, & Rodent Control	1,000.00			Cancelled, Abated or Adjusted (1972)	
Other Welfare Services				Transfers to Foreclosed Property	
RECREATION and CONSERVATION				Balance December 31, 1972	13,414.70
Beaches and Boardwalks				PROPERTY ACQUIRED BY DEED OR	
Parks, Playgrounds, Shade Trees				FORECLOSURE	
Land Reclamation & Conservation				Balance January 1, 1972	
Other Recreational Services	10,300.00			Transfers From Taxes or Liens	
EDUCATION (excluding schools)				Sale for Cash (1972)	
Libraries				Cancelled, Abated or Adjusted (1972)	
Other Educational Services				Balance December 31, 1972	
STATUTORY EXPENDITURES				CURRENT FINANCES DECEMBER 31, 1972	
Pensions & F. I. C. A.	5,700.00			ASSETS	
Employee Fringe Benefits				Cash Dec. 31, 1972	303,943.62
Other Statutory Expenditures				Taxes Receivable	67,214.58
MUNICIPAL FUNCTIONS TOTAL	219,263.88			Tax Title Liens	13,414.70
CAPITAL IMPROVEMENTS *MEMO*	13,555.55			Foreclosed Property	
DEBT SERVICE				Emergencies & Other Deferred Charges	23,975.10
Principal Payments				State Aid Receivable	16,373.33
Interest Payments				Other Receivables	2,164.12
DEFERRED CHARGES	1,500.00			Total	427,085.45
SCHOOL, COUNTY, SPECIAL DISTRICT TAXES	707,591.31			LIABILITIES, RESERVES, AND SURPLUS	
RESERVE FOR UNCOLLECTED TAXES	72,967.72			Cash Liabilities	113,335.08
EMERGENCY EMPLOYMENT ACT OF 1971	23,924.75			Reserves for Receivables	82,793.40
EXPENDITURES TOTAL	1,025,247.66			Surplus Dec. 31,	230,956.97
				Total	427,085.45

0105

Population 1970 4,239
 Population 1972 4,580
 S & P Rating
 Moody Rating

General Tax Rate Per \$100. 4.57
 State Equalized Tax Rate 3.77

BUENA VISTA TOWNSHIP — ATLANTIC COUNTY
Form of Government:
Township Committee
Number of Members on Governing Body 5

PER CAPITA: 750.62
 Gross Debt 5.46
 Net Debt .11
 Debt Service 292.99
 Total Tax Levy 142.07
 Municipal Expenditures

PER CENT: 11.62
 Gross Debt .08
 Net Debt 82.64
 Tax Levy Collected
 Tax Levy Cancelled, Abated
 or Adjusted

EXPENDITURES		REVENUES-REALIZED		1972 PROPERTY TAX	
GENERAL GOVERNMENT				STATE EQUALIZED TAX RATE →	
Governing Body & Public Boards		1972 Property Taxes Collected	1,108,534.36	Local District School Taxes	
Municipal Clerk	7,300.00	1972 Payments in Lieu of Taxes		Regional & Consolidated School Tax	2.83 562,408.34
Financial Administration	45,900.00	Delinquent Tax & Lien Collections	157,981.58	School Taxes in Municipal Budget	
Assessment of Taxes	15,300.00	Business Personalty Replacement Taxes	16,921.14	County Taxes	.84 284,534.48
Planning, Housing & Development	6,000.00	Taxes from Public Utilities	127,171.04	County Library Taxes	.02 5,603.99
Human Resources		Other Miscellaneous Tax Revenues		Local Municipal Purpose Taxes	
Elections	1,350.00	State Aid Revenues	89,439.65	Veteran & Senior Citizen Taxes	.08 28,830.00
General Administration (other)	41,400.00	Federal Aid Revenues	62,126.68	Total Taxes for Rate Computation	3.77 1,281,376.81
JUDICIARY		State and Local Fiscal Assistance Act Utilized		Special District Taxes	51,390.00
Municipal Courts	6,200.00	Sale of Acquired Property		Bank Stock Taxes	1,212.07
PUBLIC SAFETY		Other Miscellaneous Revenues	38,821.62	Added and Omitted Taxes	36,658.36
Fire Protection		Other Revenues, Revenue Sharing Tax Effort	24,154.25	Total Taxes Levied - ABSTRACT	1,341,907.24
Police Protection	3,900.00	Total	1,625,150.32	Total Taxes Billed	1,341,367.44
Civil Defense & Disaster Control	700.00	Prior Years Surplus Appropriated	178,000.00	1972 TAXES COLLECTED	1,108,534.36
Environmental Inspection & Control	3,100.00	REVENUES TOTAL	1,803,150.32	1972 Taxes Cancelled, Abated or Adjusted	
Other Public Safety		CAPITAL OUTLAY TOTAL	3,081.53	Transfer to Tax Title Liens or Foreclosed	
PUBLIC WORKS				Balance Outstanding Dec. 31, 1972	232,233.08
Streets and Drainage	206,367.21	Public Enterprises		PRIOR YEARS TAXES OUTSTANDING	
Sewers and Sewage Processing		Recreation—Culture		Balance January 1, 1972	165,663.89
Garbage and Trash Disposal		Public Works	1,208.33	Collected in 1972	133,805.16
Public Buildings and Grounds		Buildings and Grounds	1,873.20	Cancelled, Abated or Adjusted 1972	
Other Public Works		Library and Education		Transfers to Tax Title Liens or Foreclosed	
HEALTH and WELFARE		Conservation		Balance December 31, 1972	32,058.73
Health Services Except Environmental	4,500.00	All Other		TAX TITLE LIENS OUTSTANDING	
Welfare-Public Assistance	4,650.00			Balance January 1, 1972	117,792.27
Hospitals, Clinics, First Aid	800.00	CAPITAL DEBT AUTHORIZED, DECEMBER 31, 1972		Transfers From Taxes	
Animal, Insect, & Rodent Control	2,400.00	ISSUED AND UNISSUED GROSS DEBT NET DEBT		Redeemed in 1972	24,176.42
Other Welfare Services		School 3,387,828		Cancelled, Abated or Adjusted (1972)	
RECREATION and CONSERVATION		Self-liquidating 50,000 25,000		Transfers to Foreclosed Property	
Beaches and Boardwalks		Other Total 3,437,828 25,000		Balance December 31, 1972	93,615.85
Parks, Playgrounds, Shade Trees	7,500.00			PROPERTY ACQUIRED BY DEED OR FORECLOSURE	
Land Reclamation & Conservation		ISSUED AND OUTSTANDING		Balance January 1, 1972	84,748.99
Other Recreational Services		School 3,132,462.04		Transfers From Taxes or Liens	
EDUCATION (excluding schools)		Self-Liquidating 15,000.00		Sale for Cash (1972)	
Libraries		Other Total 3,147,462.04		Cancelled, Abated or Adjusted (1972)	
Other Educational Services		EQUALIZED VALUATION BASIS		Balance December 31, 1972	84,748.99
STATUTORY EXPENDITURES		FOR NET DEBT COMPUTATION	29,580,245.67	CURRENT FINANCES DECEMBER 31, 1972	
Pensions & F. I. C. A.	8,300.00	REAL PROPERTY VALUATIONS		ASSETS	
Employee Fringe Benefits		Code Class # of Parcels % VAL'N		Cash Dec. 31, 1972	320,679.54
Other Statutory Expenditures		1 Vacant Land 3749 18.29	5,034,550.00	Taxes Receivable	264,891.81
MUNICIPAL FUNCTIONS		2 Residential 1343 50.90	14,015,300.00	Tax Title Liens	93,615.85
CAPITAL IMPROVEMENTS *MEMO*	170,010.65	3 Farm 448 19.89	5,477,400.00	Foreclosed Property	84,748.99
DEBT SERVICE		4a Commercial 91 7.89	2,171,150.00	Emergencies & Other Deferred Charges	40,000.00
Principal Payments	500.00	4b Industrial 8 3.03	834,900.00	State Aid Receivable	103,889.44
Interest Payments		4c Apartments 5639	27,533,300.00	Other Receivables	750.00
DEFERRED CHARGES		Total		Total	908,575.63
SCHOOL, COUNTY, SPECIAL DISTRICT TAXES	1,303,936.81	Land Area 41.83 Sq. Miles		LIABILITIES, RESERVES, AND SURPLUS	
RESERVE FOR UNCOLLECTED TAXES	213,413.59			Cash Liabilities	230,308.53
EMERGENCY EMPLOYMENT ACT OF 1971	71,112.00	Net Valuation Taxable-Municipal	28,079,833.00	Reserves for Receivables	444,006.65
EXPENDITURES TOTAL	1,954,630.11	Net Valuation Taxable-County	33,884,352.00	Surplus Dec. 31,	234,260.45
		State Equalization Ratio	82.58	Total	908,575.63

0305

Population 1970 11,991
 Population 1972 12,010
 S & P Rating A
 Moody Rating AA

General Tax Rate Per \$100. 2.93
 State Equalized Tax Rate 2.30

BURLINGTON CITY — BURLINGTON COUNTY

Form of Government:

Special Charter (P.L. 1851 c.149)

Number of Members on Governing Body 12

PER CAPITA:

Gross Debt 243.88
 Net Debt 4.16
 Debt Service 23.48
 Total Tax Levy 133.04
 Municipal Expenditures 278.78

PER CENT:

Gross Debt 4.70
 Net Debt .08
 Tax Levy Collected 94.35
 Tax Levy Cancelled, Abated or Adjusted .54

EXPENDITURES		REVENUES-REALIZED		1972 PROPERTY TAX	
GENERAL GOVERNMENT				STATE EQUALIZED TAX RATE 1.43	
Governing Body & Public Boards		1972 Property Taxes Collected	1,514,535.98	Local District School Taxes	1,030,406.00
Municipal Clerk		1972 Payments in Lieu of Taxes		Regional & Consolidated School Tax	
Financial Administration	25,500.00	Delinquent Tax & Lien Collections	65,122.66	School Taxes in Municipal Budget	.14 57,419.37
Assessment of Taxes	14,600.00	Business Personalty Replacement Taxes	95,867.72	County Taxes	.60 432,314.71
Collection of Taxes	33,900.00	Taxes from Public Utilities	2,379,935.48	County Library Taxes	.02 17,521.03
Planning, Housing & Development	114,200.00	Other Miscellaneous Tax Revenues		Local Municipal Purpose Taxes	
Human Resources		State Aid Revenues	122,353.21	Veteran & Senior Citizen Taxes	.11 79,850.00
Elections		Federal Aid Revenues	81,999.96	Total Taxes for Rate Computation	2.30 1,658,511.11
General Administration (other)	171,000.00	State and Local Fiscal Assistance Act Utilized		Special District Taxes	
JUDICIARY		Sale of Acquired Property	6,200.00	Bank Stock Taxes	11,153.90
Municipal Courts	15,700.00	Other Miscellaneous Revenues	164,557.54	Added and Omitted Taxes	7,565.58
PUBLIC SAFETY		Other Revenues, Revenue Sharing Tax Effort	40,668.33	Total Taxes Levied - ABSTRACT	1,557,784.59
Fire Protection	81,500.00	Total	4,471,640.88	Total Taxes Billed	1,605,247.30
Police Protection	427,790.46	Prior Years Surplus Appropriated	750,000.00	1972 TAXES COLLECTED	1,514,535.98
Civil Defense & Disaster Control	1,400.00	REVENUES TOTAL	5,221,640.88	1972 Taxes Cancelled, Abated or Adjusted	8,719.00
Environmental Inspection & Control	31,600.00	CAPITAL OUTLAY TOTAL	355,654.90	Transfer to Tax Title Liens or Foreclosed	5,632.41
Other Public Safety		Public Enterprises	7,489.13	Balance Outstanding Dec. 31, 1972	76,359.88
PUBLIC WORKS		Recreation—Culture	108.12	PRIOR YEARS TAXES OUTSTANDING	
Streets and Drainage	251,000.00	Public Works	276,540.45	Balance January 1, 1972	67,001.02
Sewers and Sewage Processing	36,200.00	Buildings and Grounds	71,117.20	Collected in 1972	61,671.13
Garbage and Trash Disposal	72,900.00	Library and Education		Cancelled, Abated or Adjusted 1972	
Public Buildings and Grounds	105,000.00	Conservation		Transfers to Tax Title Liens or Foreclosed	
Other Public Works	157,300.00	All Other		Balance December 31, 1972	5,329.89
HEALTH and WELFARE		CAPITAL DEBT AUTHORIZED, DECEMBER 31, 1972		TAX TITLE LIENS OUTSTANDING	
Health Services Except Environmental	47,100.00	ISSUED AND UNISSUED		Balance January 1, 1972	10,621.46
Welfare-Public Assistance	15,500.00	School	1,989,000	Transfers From Taxes	5,632.41
Hospitals, Clinics, First Aid		Self-liquidating	440,000	Redeemed in 1972	3,451.53
Animal, Insect, & Rodent Control	16,609.50	Other	500,000	Cancelled, Abated or Adjusted (1972)	
Other Welfare Services		Total	2,929,000	Transfers to Foreclosed Property	
RECREATION and CONSERVATION		ISSUED AND OUTSTANDING		Balance December 31, 1972	12,802.34
Beaches and Boardwalks		School	1,989,000.00	PROPERTY ACQUIRED BY DEED OR	
Parks, Playgrounds, Shade Trees	80,000.00	Self-Liquidating	440,000.00	FORECLOSURE	
Land Reclamation & Conservation		Other	450,000.00	Balance January 1, 1972	673,326.71
Other Recreational Services	7,700.00	Total	2,879,000.00	Transfers From Taxes or Liens	
EDUCATION (excluding schools)		EQUALIZED VALUATION BASIS		Sale for Cash (1972)	6,200.00
Libraries	6,000.00	FOR NET DEBT COMPUTATION	62,357,535.00	Cancelled, Abated or Adjusted (1972)	1,650.00
Other Educational Services	747,000.00	REAL PROPERTY VALUATIONS		Balance December 31, 1972	665,476.71
STATUTORY EXPENDITURES		Code Class # of Parcels % VAL'N	ASSESSED VALUATION	CURRENT FINANCES DECEMBER 31, 1972	
Pensions & F. I. C. A.	133,000.00	1 Vacant Land 411 2.53	1,355,550.00	ASSETS	
Employee Fringe Benefits	48,000.00	2 Residential 2591 52.20	28,013,200.00	Cash Dec. 31, 1972	2,215,688.39
Other Statutory Expenditures		3 Farm 1 .03	14,150.00	Taxes Receivable	81,689.77
MUNICIPAL FUNCTIONS TOTAL	2,648,459.96	4a Commercial 373 24.37	13,077,300.00	Tax Title Liens	12,802.34
CAPITAL IMPROVEMENTS *MEMO*	523,000.00	4b Industrial 16 15.44	8,284,200.00	Foreclosed Property	665,476.71
DEBT SERVICE		4c Apartments 14 5.44	2,918,275.00	Emergencies & Other Deferred Charges	10,390.46
Principal Payments	160,000.00	3806 Total	53,662,675.00	State Aid Receivable	26,600.95
Interest Payments	122,000.00	Land Area 3.44 Sq. Miles		Other Receivables	113,420.65
TYPE I SCHL DEBT *MEMO	267,000.00	Net Valuation Taxable-Municipal	56,634,301.00	Total	3,126,069.27
DEFERRED CHARGES	175,000.00	Net Valuation Taxable-County	69,208,642.00	LIABILITIES, RESERVES, AND SURPLUS	
SCHOOL, COUNTY, SPECIAL DISTRICT TAXES	1,578,661.11	State Equalization Ratio	78.61	Cash Liabilities	1,105,740.31
RESERVE FOR UNCOLLECTED TAXES	121,100.00			Reserves for Receivables	873,389.47
EMERGENCY EMPLOYMENT ACT OF 1971	111,597.00			Surplus Dec. 31,	1,146,539.49
EXPENDITURES TOTAL	4,926,858.07			Total	3,126,069.27

1971/3000

* ABOVE DEBT SERVICE INCLUDES TYPE I SCHOOL DEBT

0306

Population 1970 10,640
 Population 1972 12,555
 S & P Rating
 Moody Rating BAA

General Tax Rate Per \$100. 4.03
 State Equalized Tax Rate 2.50

BURLINGTON TOWNSHIP — BURLINGTON CO.
 Form of Government:
 Small Municipality Plan C (OMCL50)
 Number of Members on Governing 7

PER CAPITA:
 Gross Debt 893.62
 Net Debt 454.40
 Debt Service 22.59
 Total Tax Levy 275.52
 Municipal Expenditures 117.09

PER CENT:
 Gross Debt 11.75
 Net Debt 5.98
 Tax Levy Collected 95.42
 Tax Levy Cancelled, Abated or Adjusted .68

EXPENDITURES		REVENUES-REALIZED		1972 PROPERTY TAX	
GENERAL GOVERNMENT				STATE EQUALIZED TAX RATE	
Governing Body & Public Boards		1972 Property Taxes Collected	3,300,586.83	Local District School Taxes	1.87
Municipal Clerk		1972 Payments in Lieu of Taxes		Regional & Consolidated School Tax	
Financial Administration	13,525.00	Delinquent Tax & Lien Collections	121,720.24	School Taxes in Municipal Budget	.10
Assessment of Taxes	15,000.00	Business Personality Replacement Taxes	248,618.88	County Taxes	.56
Collection of Taxes	15,300.00	Taxes from Public Utilities	257,026.68	County Library Taxes	.02
Planning, Housing & Development	25,950.00	Other Miscellaneous Tax Revenues		Local Municipal Purpose Taxes	.31
Human Resources		State Aid Revenues	108,426.35	Veteran & Senior Citizen Taxes	.04
Elections		Federal Aid Revenues		Total Taxes for Rate Computation	2.90
General Administration (other)	130,600.00	State and Local Fiscal Assistance Act Utilized		Special District Taxes	
JUDICIARY		Sale of Acquired Property	24,510.00	Bank Stock Taxes	1,634.68
Municipal Courts	22,000.00	Other Miscellaneous Revenues	118,594.73	Added and Omitted Taxes	53,173.83
PUBLIC SAFETY		Other Revenues, Revenue Sharing Tax Effort	34,681.59	Total Taxes Levied - ABSTRACT	3,459,144.58
Fire Protection	35,400.00	Total	4,214,165.30	Total Taxes Billed	3,459,144.67
Police Protection	267,000.00	Prior Years Surplus Appropriated	180,000.00	1972 TAXES COLLECTED	3,300,586.83
Civil Defense & Disaster Control	750.00	REVENUES TOTAL	4,394,165.30	1972 Taxes Cancelled, Abated or Adjusted	23,610.89
Environmental Inspection & Control	8,300.00	CAPITAL OUTLAY TOTAL	739,240.67	Transfer to Tax Title Liens or Foreclosed	3,827.36
Other Public Safety				Balance Outstanding Dec. 31, 1972	131,119.49
PUBLIC WORKS				PRIOR YEARS TAXES OUTSTANDING	
Streets and Drainage	152,800.00	Public Enterprises	204,518.16	Balance January 1, 1972	123,511.68
Sewers and Sewage Processing	6,500.00	Recreation—Culture		Collected in 1972	120,815.89
Garbage and Trash Disposal	70,400.00	Public Works	403,477.51	Cancelled, Abated or Adjusted 1972	24.08
Public Buildings and Grounds	23,500.00	Buildings and Grounds	131,245.00	Transfers to Tax Title Liens or Foreclosed	2,671.91
Other Public Works		Library and Education		Balance December 31, 1972	
HEALTH and WELFARE		Conservation		TAX TITLE LIENS OUTSTANDING	
Health Services Except Environmental	4,100.00	All Other		Balance January 1, 1972	5,460.17
Welfare-Public Assistance	12,530.00			Transfers From Taxes	6,937.15
Hospitals, Clinics, First Aid				Redeemed in 1972	904.35
Animal, Insect, & Rodent Control	1,000.00			Cancelled, Abated or Adjusted (1972)	1,158.00
Other Welfare Services				Transfers to Foreclosed Property	
RECREATION and CONSERVATION				Balance December 31, 1972	10,294.97
Beaches and Boardwalks				PROPERTY ACQUIRED BY DEED OR FORECLOSURE	
Parks, Playgrounds, Shade Trees	22,430.07			Balance January 1, 1972	37,622.50
Land Reclamation & Conservation				Transfers From Taxes or Liens	
Other Recreational Services	22,819.93			Sale for Cash (1972)	12,100.00
EDUCATION (excluding schools)				Cancelled, Abated or Adjusted (1972)	15,100.00
Libraries				Balance December 31, 1972	10,422.50
Other Educational Services				CURRENT FINANCES DECEMBER 31, 1972	
STATUTORY EXPENDITURES				ASSETS	
Pensions & F. I. C. A.	41,000.00			Cash Dec. 31, 1972	1,453,532.68
Employee Fringe Benefits	14,000.00			Taxes Receivable	131,119.49
Other Statutory Expenditures				Tax Title Liens	10,294.97
MUNICIPAL FUNCTIONS				Foreclosed Property	10,422.50
CAPITAL IMPROVEMENTS	909,305.00			Emergencies & Other Deferred Charges	127,015.35
DEBT SERVICE				State Aid Receivable	43,181.00
Principal Payments	185,500.00			Other Receivables	14,561.33
Interest Payments	98,060.00			Total	1,790,127.32
TYPE I SCHL DEBT *MEMC				LIABILITIES, RESERVES, AND SURPLUS	
DEFERRED CHARGES	55,660.35			Cash Liabilities	1,377,021.76
SCHOOL, COUNTY, SPECIAL DISTRICT TAXES	3,038,041.25			Reserves for Receivables	166,358.29
RESERVE FOR UNCOLLECTED TAXES	181,520.00			Surplus Dec. 31,	246,707.27
EMERGENCY EMPLOYMENT ACT OF 1971				Total	1,790,127.32
EXPENDITURES TOTAL	4,508,086.60				

1971/3000

* ABOVE DEBT SERVICE INCLUDES TYPE I SCHL DEBT

1403

Population 1970 7,051
 Population 1972 7,510
 S & P Rating BBB
 Moody Rating A

General Tax Rate Per \$100. 4.07
 State Equalized Tax Rate 3.51

BUTLER BOROUGH — MORRIS COUNTY

Form of Government:

Borough Council

Number of Members on Governing Body 6

PER CAPITA:

Gross Debt 619.43
 Net Debt 202.46
 Debt Service 14.65
 Total Tax Levy 328.72
 Municipal Expenditures 158.52

PER CENT:

Gross Debt 7.48
 Net Debt 2.44
 Tax Levy Collected 92.38
 Tax Levy Cancelled, Abated or Adjusted .96

EXPENDITURES		REVENUES-REALIZED		1972 PROPERTY TAX	
GENERAL GOVERNMENT				STATE EQUALIZED TAX RATE 2.58	
Governing Body & Public Boards		1972 Property Taxes Collected	2,273,152.80	Local District School Taxes	1,813,511.50
Municipal Clerk		1972 Payments in Lieu of Taxes		Regional & Consolidated School Tax	
Financial Administration		Delinquent Tax & Lien Collections	107,128.71	School Taxes in Municipal Budget	
Assessment of Taxes	13,218.00	Business Personalty Replacement Taxes	133,826.27	County Taxes	252,570.88
Collection of Taxes	23,538.00	Taxes from Public Utilities	163,955.20	County Library Taxes	21,644.86
Planning, Housing & Development	11,800.00	Other Miscellaneous Tax Revenues		Local Municipal Purpose Taxes	252,531.87
Human Resources	1,500.00	State Aid Revenues	28,193.24	Veteran & Senior Citizen Taxes	41,750.00
Elections		Federal Aid Revenues	18,685.52	Total Taxes for Rate Computation	2,462,409.11
General Administration (other)	45,650.37	State and Local Fiscal Assistance Act Utilized		Special District Taxes	
JUDICIARY		Sale of Acquired Property		Bank Stock Taxes	1,836.47
Municipal Courts	6,600.00	Other Miscellaneous Revenues	303,985.36	Added and Omitted Taxes	46,157.84
PUBLIC SAFETY		Other Revenues, Revenue Sharing Tax Effort	32,615.53	Total Taxes Levied - ABSTRACT	2,468,653.42
Fire Protection	28,517.66	Total	3,061,582.63	Total Taxes Billed	2,460,528.26
Police Protection	161,050.00	Prior Years Surplus Appropriated	150,000.00	1972 TAXES COLLECTED	2,273,152.80
Civil Defense & Disaster Control	1,400.00	REVENUES TOTAL	3,211,582.63	1972 Taxes Cancelled, Abated or Adjusted	23,706.85
Environmental Inspection & Control	11,510.00	CAPITAL OUTLAY TOTAL	101,569.00	Transfer to Tax Title Liens or Foreclosed	17,217.85
Other Public Safety				Balance Outstanding Dec. 31, 1972	146,450.76
PUBLIC WORKS				PRIOR YEARS TAXES OUTSTANDING	
Streets and Drainage	147,600.00	Public Enterprises		Balance January 1, 1972	105,675.68
Sewers and Sewage Processing	57,800.00	Recreation—Culture		Collected in 1972	104,687.84
Garbage and Trash Disposal	128,500.00	Public Works	101,569.00	Cancelled, Abated or Adjusted 1972	
Public Buildings and Grounds	26,600.00	Buildings and Grounds		Transfers to Tax Title Liens or Foreclosed	587.84
Other Public Works	6,354.00	Library and Education		Balance December 31, 1972	
HEALTH and WELFARE		Conservation		TAX TITLE LIENS OUTSTANDING	
Health Services Except Environmental	16,455.34	All Other		Balance January 1, 1972	53,525.36
Welfare-Public Assistance	1,400.00	CAPITAL DEBT AUTHORIZED, DECEMBER 31, 1972		Transfers From Taxes	18,338.16
Hospitals, Clinics, First Aid	3,000.00	ISSUED AND UNISSUED GROSS DEBT NET DEBT		Redeemed in 1972	2,440.87
Animal, Insect, & Rodent Control	725.32	School 2,355,000		Cancelled, Abated or Adjusted (1972)	
Other Welfare Services	1,200.00	Self-liquidating 1,155,500	463,459	Transfers to Foreclosed Property	
RECREATION and CONSERVATION		Other 1,141,439	1,057,036	Balance December 31, 1972	69,422.65
Beaches and Boardwalks		Total 4,651,939	1,520,496	PROPERTY ACQUIRED BY DEED OR FORECLOSURE	
Parks, Playgrounds, Shade Trees	13,500.00	ISSUED AND OUTSTANDING		Balance January 1, 1972	31,750.00
Land Reclamation & Conservation	27,625.00	School 2,292,000.00		Transfers From Taxes or Liens	
Other Recreational Services	27,700.00	Self-Liquidating 540,000.00		Sale for Cash (1972)	
EDUCATION (excluding schools)		Other 1,016,939.24		Cancelled, Abated or Adjusted (1972)	
Libraries	20,400.00	Total 4,250,939.24		Balance December 31, 1972	31,750.00
Other Educational Services		EQUALIZED VALUATION BASIS		CURRENT FINANCES DECEMBER 31, 1972	
STATUTORY EXPENDITURES		FOR NET DEBT COMPUTATION	62,192,806.33	ASSETS	
Pensions & F. I. C. A.	23,445.63	REAL PROPERTY VALUATIONS		Cash Dec. 31, 1972	329,578.58
Employee Fringe Benefits	10,324.68	Code Class # of Parcels % VAL'N		Taxes Receivable	146,450.76
Other Statutory Expenditures		1 Vacant Land 277 4.98	2,592,360.00	Tax Title Liens	69,422.65
MUNICIPAL FUNCTIONS TOTAL	827,558.00	2 Residential 1767 72.99	43,885,970.00	Foreclosed Property	31,750.00
CAPITAL IMPROVEMENTS *MEMC*	38,254.00	3 Farm		Emergencies & Other Deferred Charges	42,366.20
DEBT SERVICE		4a Commercial 118 13.28	7,585,640.00	State Aid Receivable	21,299.00
Principal Payments	45,000.00	4b Industrial 17 8.03	4,830,700.00	Other Receivables	
Interest Payments	64,589.50	4c Apartments 4 .72	434,600.00	Total	641,267.19
DEFERRED CHARGES	24,087.52	2183 Total	60,129,270.00	LIABILITIES, RESERVES, AND SURPLUS	
SCHOOL, COUNTY, SPECIAL DISTRICT TAXES	2,128,127.24	Land Area 1.97 Sq. Miles		Cash Liabilities	184,328.03
RESERVE FOR UNCOLLECTED TAXES	155,680.65	Net Valuation Taxable-Municipal	60,643,561.00	Reserves for Receivables	247,623.41
EMERGENCY EMPLOYMENT ACT OF 1971	19,133.25	Net Valuation Taxable-County	71,508,659.00	Surplus Dec. 31,	209,315.75
EXPENDITURES TOTAL	3,318,576.16	State Equalization Ratio	86.29	Total	641,267.19

1971/3000

1904

Population 1970 4,592
 Population 1972 4,980
 S & P Rating
 Moody Rating

General Tax Rate Per \$100. 6.99
 State Equalized Tax Rate 4.19

BYRAM TOWNSHIP — SUSSEX COUNTY

Form of Government:

Township Committee

Number of Members on Governing Body 5

PER CAPITA:

Gross Debt 734.33
 Net Debt 7.40
 Debt Service 6.87
 Total Tax Levy 462.73
 Municipal Expenditures 137.04

PER CENT:

Gross Debt 7.80
 Net Debt .08
 Tax Levy Collected 90.13
 Tax Levy Cancelled, Abated or Adjusted 1.83

EXPENDITURES		REVENUES-REALIZED		1972 PROPERTY TAX	
GENERAL GOVERNMENT		1972 Property Taxes Collected		STATE EQUALIZED TAX RATE	
Governing Body & Public Boards		2,076,917.24		Local District School Taxes	2.35
Municipal Clerk	9,555.01	1972 Payments in Lieu of Taxes		Regional & Consolidated School Tax	.17
Financial Administration	6,432.40	Delinquent Tax & Lien Collections		School Taxes in Municipal Budget	
Assessment of Taxes	12,052.85	Business Personalty Replacement Taxes		County Taxes	.82
Collection of Taxes	16,944.60	Taxes from Public Utilities		County Library Taxes	.03
Planning, Housing & Development		Other Miscellaneous Tax Revenues		Local Municipal Purpose Taxes	.78
Human Resources		State Aid Revenues		Veteran & Senior Citizen Taxes	.04
Elections		Federal Aid Revenues		Total Taxes for Rate Computation	4.19
General Administration (other)	69,408.72	State and Local Fiscal Assistance Act Utilized		Special District Taxes	
JUDICIARY		Sale of Acquired Property		Bank Stock Taxes	362.89
Municipal Courts	5,600.61	Other Miscellaneous Revenues		Added and Omitted Taxes	
PUBLIC SAFETY		Other Revenues, Revenue Sharing Tax Effort		Total Taxes Levied - ABSTRACT	49,631.35
Fire Protection	3,600.00	Prior Years Surplus Appropriated		Total Taxes Billed	2,304,380.90
Police Protection	85,513.11	REVENUES TOTAL		1972 TAXES COLLECTED	2,076,917.24
Civil Defense & Disaster Control	1,355.57	CAPITAL OUTLAY TOTAL		1972 Taxes Cancelled, Abated or Adjusted	42,281.31
Environmental Inspection & Control	3,400.00	Public Enterprises		Transfer to Tax Title Liens or Foreclosed	
Other Public Safety		Recreation—Culture		Balance Outstanding Dec. 31, 1972	185,182.35
PUBLIC WORKS		Public Works		PRIOR YEARS TAXES OUTSTANDING	
Streets and Drainage	149,181.26	Buildings and Grounds		Balance January 1, 1972	117,348.19
Sewers and Sewage Processing	750.00	Library and Education		Collected in 1972	65,786.46
Garbage and Trash Disposal		Conservation		Cancelled, Abated or Adjusted 1972	
Public Buildings and Grounds		All Other		Transfers to Tax Title Liens or Foreclosed	
Other Public Works	1,225.00	CAPITAL DEBT AUTHORIZED, DECEMBER 31, 1972		Balance December 31, 1972	47,561.73
HEALTH and WELFARE		ISSUED AND UNISSUED		TAX TITLE LIENS OUTSTANDING	
Health Services Except Environmental	6,834.40	GROSS DEBT		Balance January 1, 1972	136,146.27
Welfare-Public Assistance	2,417.00	NET DEBT		Transfers From Taxes	
Hospitals, Clinics, First Aid	800.00	School		Redeemed in 1972	41,660.75
Animal, Insect, & Rodent Control	500.00	Self-liquidating		Cancelled, Abated or Adjusted (1972)	
Other Welfare Services		Other		Transfers to Foreclosed Property	
RECREATION and CONSERVATION		Total		Balance December 31, 1972	54,485.48
Beaches and Boardwalks	3,500.00	ISSUED AND OUTSTANDING		PROPERTY ACQUIRED BY DEED OR FORECLOSURE	
Parks, Playgrounds, Shade Trees		School		Balance January 1, 1972	450.00
Land Reclamation & Conservation		Self-Liquidating		Transfers From Taxes or Liens	
Other Recreational Services		Other		Sale for Cash (1972)	
EDUCATION (excluding schools)		Total		Cancelled, Abated or Adjusted (1972)	
Libraries		EQUALIZED VALUATION BASIS		Balance December 31, 1972	450.00
Other Educational Services		FOR NET DEBT COMPUTATION		CURRENT FINANCES DECEMBER 31, 1972	
STATUTORY EXPENDITURES		REAL PROPERTY VALUATIONS		ASSETS	
Pensions & F. I. C. A.	12,750.00	Code Class # of Parcels % VAL'N		Cash Dec. 31, 1972	238,286.46
Employee Fringe Benefits	7,100.00	ASSESSED VALUATION		Taxes Receivable	232,744.08
Other Statutory Expenditures		1 Vacant Land 1842 9.49		Tax Title Liens	54,485.48
MUNICIPAL FUNCTIONS	399,320.53	2 Residential 1567 84.89		Foreclosed Property	450.00
CAPITAL IMPROVEMENTS	11,225.00	3 Farm 16 .56		Emergencies & Other Deferred Charges	44,517.21
DEBT SERVICE		4a Commercial 67 4.63		State Aid Receivable	23,449.55
Principal Payments	15,000.00	4b Industrial 3 .26		Other Receivables	2.00
Interest Payments	19,223.73	4c Apartments 2 .18		Total	643,534.78
DEFERRED CHARGES	23,532.20	3857 Total		LIABILITIES, RESERVES, AND SURPLUS	
SCHOOL, COUNTY, SPECIAL DISTRICT TAXES	1,825,599.99	Land Area 20.60 Sq. Miles		Cash Liabilities	85,156.89
RESERVE FOR UNCOLLECTED TAXES	225,000.00	Net Valuation Taxable-Municipal		Reserves for Receivables	327,681.56
EMERGENCY EMPLOYMENT ACT OF 1971		Net Valuation Taxable-County		Surplus Dec. 31,	227,096.33
EXPENDITURES TOTAL	2,512,476.45	State Equalization Ratio		Total	643,534.78

1971/3000

0703

Population 1970 **8,677**
 Population 1972 **8,840**
 S & P Rating
 Moody Rating **A**

General Tax Rate Per \$100. **5.19**
 State Equalized Tax Rate **4.49**

CADWELL BOROUGH — ESSEX COUNTY

Form of Government:

Borough Council

Number of Members on Governing Body 6

PER CAPITA:

Gross Debt **456.99**
 Net Debt **235.93**
 Debt Service **13.17**
 Total Tax Levy **426.78**
 Municipal Expenditures **177.70**

PER CENT:

Gross Debt **5.45**
 Net Debt **2.81**
 Tax Levy Collected **98.31**
 Tax Levy Cancelled, Abated or Adjusted **.25**

EXPENDITURES		REVENUES-REALIZED		1972 PROPERTY TAX	
GENERAL GOVERNMENT		1972 Property Taxes Collected		STATE EQUALIZED TAX RATE 4.49	
Governing Body & Public Boards		1972 Payments in Lieu of Taxes	3,710,017.47	Local District School Taxes 2.17	1,834,713.12
Municipal Clerk		Delinquent Tax & Lien Collections	58,584.35	Regional & Consolidated School Tax	
Financial Administration	27,752.00	Business Personalty Replacement Taxes	75,012.10	School Taxes in Municipal Budget	
Assessment of Taxes	11,228.04	Taxes from Public Utilities	167,680.58	County Taxes 1.26	1,061,759.10
Collection of Taxes	13,064.28	Other Miscellaneous Tax Revenues		County Library Taxes	
Planning, Housing & Development		State Aid Revenues	35,097.09	Local Municipal Purpose Taxes 1.02	859,476.93
Human Resources	6,300.00	Federal Aid Revenues		Veteran & Senior Citizen Taxes .04	34,125.00
Elections	1,112.00	State and Local Fiscal Assistance Act Utilized		Total Taxes for Rate Computation 4.49	3,190,074.15
General Administration (other)	128,879.56	Sale of Acquired Property		Special District Taxes	
JUDICIARY		Other Miscellaneous Revenues	277,741.53	Bank Stock Taxes	11,437.58
Municipal Courts	13,137.92	Other Revenues, Revenue Sharing Tax Effort	23,727.73	Added and Omitted Taxes	5,366.46
PUBLIC SAFETY		Total	4,347,860.85	Total Taxes Levied - ABSTRACT	3,772,753.19
Fire Protection	38,282.58	Prior Years Surplus Appropriated	152,100.00	Total Taxes Billed	3,773,834.78
Police Protection	375,648.75	REVENUES TOTAL	4,499,960.85	1972 TAXES COLLECTED	3,710,017.47
Civil Defense & Disaster Control	780.00	CAPITAL OUTLAY TOTAL	92,064.88	1972 Taxes Cancelled, Abated or Adjusted	5,554.79
Environmental Inspection & Control	13,880.29	Public Enterprises	54,638.82	Transfer to Tax Title Liens or Foreclosed	5,563.68
Other Public Safety		Recreation—Culture		Balance Outstanding Dec. 31, 1972	48,658.84
PUBLIC WORKS		Public Works	35,707.32	PRIOR YEARS TAXES OUTSTANDING	
Streets and Drainage	175,477.13	Buildings and Grounds	1,718.74	Balance January 1, 1972	56,566.64
Sewers and Sewage Processing	130,883.36	Library and Education		Collected in 1972	56,966.64
Garbage and Trash Disposal	85,564.71	Conservation		Cancelled, Abated or Adjusted 1972	
Public Buildings and Grounds	25,936.84	All Other		Transfers to Tax Title Liens or Foreclosed	
Other Public Works		CAPITAL DEBT AUTHORIZED, DECEMBER 31, 1972		Balance December 31, 1972	
HEALTH and WELFARE		ISSUED AND UNISSUED		TAX TITLE LIENS OUTSTANDING	
Health Services Except Environmental	27,838.61	School	1,906,311	Balance January 1, 1972	18,950.85
Welfare-Public Assistance	16,564.33	Self-liquidating	2,133,446	Transfers From Taxes	5,563.68
Hospitals, Clinics, First Aid		Other	2,085,590	Redeemed in 1972	1,617.71
Animal, Insect, & Rodent Control		Total	4,039,757	Cancelled, Abated or Adjusted (1972)	
Other Welfare Services		ISSUED AND OUTSTANDING		Transfers to Foreclosed Property	
RECREATION and CONSERVATION		School	1,906,311.02	Balance December 31, 1972	22,896.82
Beaches and Boardwalks		Self-Liquidating	1,592,446.00	PROPERTY ACQUIRED BY DEED OR	
Parks, Playgrounds, Shade Trees	5,491.50	Other	3,498,757.02	FORECLOSURE	
Land Reclamation & Conservation		Total		Balance January 1, 1972	100.00
Other Recreational Services	34,947.14	EQUALIZED VALUATION BASIS		Transfers From Taxes or Liens	
EDUCATION (excluding schools)		FOR NET DEBT COMPUTATION	74,137,561.00	Sale for Cash (1972)	
Libraries	67,526.33	REAL PROPERTY VALUATIONS		Cancelled, Abated or Adjusted (1972)	
Other Educational Services		Code Class # of Parcels % VAL'N		Balance December 31, 1972	100.00
STATUTORY EXPENDITURES		1 Vacant Land 51 .97	682,900.00	CURRENT FINANCES DECEMBER 31, 1972	
Pensions & F. I. C. A.	55,536.14	2 Residential 1482 64.08	45,055,400.00	ASSETS	
Employee Fringe Benefits	29,728.53	3 Farm		Cash Dec. 31, 1972	338,744.03
Other Statutory Expenditures		4a Commercial 191 18.47	12,997,100.00	Taxes Receivable	48,698.84
MUNICIPAL FUNCTIONS TOTAL	1,329,970.44	4b Industrial		Tax Title Liens	22,896.82
CAPITAL IMPROVEMENTS *MEMO*	46,915.00	4c Apartments 24 16.48	11,594,100.00	Foreclosed Property	100.00
DEBT SERVICE		1748 Total	70,369,500.00	Emergencies & Other Deferred Charges	25,000.00
Principal Payments	65,000.00	Land Area 1.20 Sq. Miles		State Aid Receivable	3,000.00
Interest Payments	51,448.25	Net Valuation Taxable-Municipal	73,050,909.00	Other Receivables	3,872.99
DEFERRED CHARGES	10,000.00	Net Valuation Taxable-County	77,277,325.00	Total	442,312.68
SCHOOL, COUNTY, SPECIAL DISTRICT TAXES	2,896,472.22	State Equalization Ratio	86.52	LIABILITIES, RESERVES, AND SURPLUS	
RESERVE FOR UNCOLLECTED TAXES	114,465.08			Cash Liabilities	163,524.32
EMERGENCY EMPLOYMENT ACT OF 1971				Reserves for Receivables	75,568.65
EXPENDITURES TOTAL	4,467,359.99			Surplus Dec. 31,	203,219.71
				Total	442,312.68

1004

Population 1970 970
 Population 1972 1,040
 S & P Rating
 Moody Rating

General Tax Rate Per \$100. 4.55
 State Equalized Tax Rate 3.20

CALIFON BOROUGH — HUNTERDON COUNTY

Form of Government:

Borough Council

Number of Members on Governing Body 6

PER CAPITA:

Gross Debt 376.88
 Net Debt 39.84
 Debt Service 4.06
 Total Tax Levy 300.62
 Municipal Expenditures 128.08

PER CENT:

Gross Debt 5.03
 Net Debt .53
 Tax Levy Collected 90.41
 Tax Levy Cancelled, Abated or Adjusted .07

EXPENDITURES		REVENUES-REALIZED		1972 PROPERTY TAX	
GENERAL GOVERNMENT				STATE EQUALIZED TAX RATE	
Governing Body & Public Boards		1972 Property Taxes Collected	282,334.28	Local District School Taxes 1.29	124,737.00
Municipal Clerk		1972 Payments in Lieu of Taxes		Regional & Consolidated School Tax .84	80,578.92
Financial Administration	1,400.00	Delinquent Tax & Lien Collections	19,986.81	School Taxes in Municipal Budget	
Assessment of Taxes	1,590.00	Business Personalty Replacement Taxes	9,508.00	County Taxes .39	38,160.14
Collection of Taxes	2,193.00	Taxes from Public Utilities	14,784.06	County Library Taxes .02	1,859.98
Planning, Housing & Development	4,339.00	Other Miscellaneous Tax Revenues		Local Municipal Purpose Taxes .60	57,567.96
Human Resources		State Aid Revenues	12,191.96	Veteran & Senior Citizen Taxes .06	5,700.00
Elections		Federal Aid Revenues		Total Taxes for Rate Computation 3.20	309,004.00
General Administration (other)	13,693.00	State and Local Fiscal Assistance Act Utilized		Special District Taxes	
JUDICIARY		Sale of Acquired Property	9,690.33	Bank Stock Taxes	2,200.89
Municipal Courts	1,525.00	Other Miscellaneous Revenues	2,131.37	Added and Omitted Taxes	7,136.67
PUBLIC SAFETY		Other Revenues, Revenue Sharing Tax Effort	350,626.81	Total Taxes Levied - ABSTRACT	312,641.56
Fire Protection	5,186.00	Total	350,626.81	Total Taxes Billed	312,284.16
Police Protection	14,368.00	Prior Years Surplus Appropriated	15,000.00	1972 TAXES COLLECTED	282,334.28
Civil Defense & Disaster Control	100.00	REVENUES TOTAL	365,626.81	1972 Taxes Cancelled, Abated or Adjusted	231.30
Environmental Inspection & Control	750.00	CAPITAL OUTLAY TOTAL	26,474.24	Transfer to Tax Title Liens or Foreclosed	
Other Public Safety				Balance Outstanding Dec. 31, 1972	30,277.58
PUBLIC WORKS				PRIOR YEARS TAXES OUTSTANDING	
Streets and Drainage	27,600.00	Public Enterprises		Balance January 1, 1972	22,365.65
Sewers and Sewage Processing		Recreation—Culture		Collected in 1972	19,986.81
Garbage and Trash Disposal	10,289.00	Public Works	26,474.24	Cancelled, Abated or Adjusted 1972	
Public Buildings and Grounds		Buildings and Grounds		Transfers to Tax Title Liens or Foreclosed	
Other Public Works	4,100.00	Library and Education		Balance December 31, 1972	2,378.84
HEALTH and WELFARE		Conservation		TAX TITLE LIENS OUTSTANDING	
Health Services Except Environmental	583.25	All Other		Balance January 1, 1972	
Welfare-Public Assistance	269.00			Transfers From Taxes	
Hospitals, Clinics, First Aid				Redeemed in 1972	
Animal, Insect, & Rodent Control				Cancelled, Abated or Adjusted (1972)	
Other Welfare Services				Transfers to Foreclosed Property	
RECREATION and CONSERVATION				Balance December 31, 1972	
Beaches and Boardwalks	1,570.00			PROPERTY ACQUIRED BY DEED OR	
Parks, Playgrounds, Shade Trees	100.00			FORECLOSURE	
Land Reclamation & Conservation				Balance January 1, 1972	
Other Recreational Services				Transfers From Taxes or Liens	
EDUCATION (excluding schools)				Sale for Cash (1972)	
Libraries				Cancelled, Abated or Adjusted (1972)	
Other Educational Services				Balance December 31, 1972	
STATUTORY EXPENDITURES				CURRENT FINANCES DECEMBER 31, 1972	
Pensions & F. I. C. A.	1,597.00			ASSETS	
Employee Fringe Benefits	1,000.00			Cash Dec. 31, 1972	166,010.88
Other Statutory Expenditures				Taxes Receivable	32,656.42
MUNICIPAL FUNCTIONS				Tax Title Liens	
CAPITAL IMPROVEMENTS				Foreclosed Property	
DEBT SERVICE				Emergencies & Other Deferred Charges	8,352.71
Principal Payments	3,662.30			State Aid Receivable	26,264.72
Interest Payments	558.48			Other Receivables	
DEFERRED CHARGES				Total	233,284.73
SCHOOL, COUNTY, SPECIAL DISTRICT TAXES	245,736.04			LIABILITIES, RESERVES, AND SURPLUS	
RESERVE FOR UNCOLLECTED TAXES	32,573.00			Cash Liabilities	156,790.61
EMERGENCY EMPLOYMENT ACT OF 1971				Reserves for Receivables	32,656.42
EXPENDITURES				Surplus Dec. 31,	43,837.70
TOTAL	378,543.57			Total	233,284.73

0408

Population 1970 102,551
 Population 1972 104,250
 S & P Rating A
 Moody Rating BAA

General Tax Rate Per \$100. 7.73
 State Equalized Tax Rate 6.53

CAMDEN CITY — CAMDEN COUNTY
Form of Government:
Mayor-Council Plan B (OMCL50)
Number of Members on Governing Body 7

PER CAPITA:
 Gross Debt 463.13
 Net Debt 105.46
 Debt Service 7.75
 Total Tax Levy 218.39
 Municipal Expenditures 237.18

PER CENT:
 Gross Debt 14.24
 Net Debt 3.24
 Tax Levy Collected 90.36
 Tax Levy Cancelled, Abated or Adjusted .54

EXPENDITURES		REVENUES-REALIZED		1972 PROPERTY TAX	
GENERAL GOVERNMENT				STATE EQUALIZED TAX RATE	
Governing Body & Public Boards	136,486.00	1972 Property Taxes Collected	20,603,332.01	Local District School Taxes 2.63	5,290,795.00
Municipal Clerk	49,770.00	1972 Payments in Lieu of Taxes	658,457.29	Regional & Consolidated School Tax	
Financial Administration	** 236,423.00	Delinquent Tax & Lien Collections	1,200,482.09	School Taxes in Municipal Budget	
Assessment of Taxes	** 87,437.88	Business Personalty Replacement Taxes	2,577,165.06	County Taxes 1.11	3,528,494.40
Collection of Taxes	147,038.00	Taxes from Public Utilities	1,609,484.98	County Library Taxes	
Planning, Housing & Development	332,893.07	Other Miscellaneous Tax Revenues	46,047.63	Local Municipal Purpose Taxes 2.66	5,400,288.25
Human Resources	276,328.36	State Aid Revenues	5,324,754.87	Veteran & Senior Citizen Taxes .14	455,445.00
Elections	14,220.00	Federal Aid Revenues	1,193,433.29	Total Taxes for Rate Computation 6.54	23,115,022.69
General Administration (other)	1,412,538.50	State and Local Fiscal Assistance Act Utilized	318,300.00	Special District Taxes	
JUDICIARY		Sale of Acquired Property	106,320.00	Bank Stock Taxes	105,063.81
Municipal Courts	175,486.00	Other Miscellaneous Revenues	1,191,475.26	Added and Omitted Taxes	38,209.82
PUBLIC SAFETY		Other Revenues, Revenue Sharing Tax Effort	470,422.36	Total Taxes Levied - ABSTRACT	22,766,851.32
Fire Protection	3,373,163.08	Total	35,339,674.84	Total Taxes Billed	22,801,562.10
Police Protection	** 5,001,600.54	Prior Years Surplus Appropriated	360,000.00	1972 TAXES COLLECTED	20,603,332.01
Civil Defense & Disaster Control	32,207.19	REVENUES TOTAL	35,699,674.84	1972 Taxes Cancelled, Abated or Adjusted	215,408.54
Environmental Inspection & Control	233,551.00	CAPITAL OUTLAY TOTAL	1,492,146.85	Transfer to Tax Title Liens or Foreclosed	848,676.40
Other Public Safety	** 32,278.00	Public Enterprises	126,963.11	Balance Outstanding Dec. 31, 1972	1,124,144.75
PUBLIC WORKS		Recreation—Culture	200,625.10	PRIOR YEARS TAXES OUTSTANDING	
Streets and Drainage	** 1,530,160.64	Public Works	301,389.64	Balance January 1, 1972	2,450,785.14
Sewers and Sewage Processing	** 967,263.00	Buildings and Grounds	863,169.00	Collected in 1972	858,117.62
Garbage and Trash Disposal	872,337.65	Library and Education		Cancelled, Abated or Adjusted 1972	80,450.13
Public Buildings and Grounds	** 2,500.00	Conservation		Transfers to Tax Title Liens or Foreclosed	255,729.25
Other Public Works		All Other		Balance December 31, 1972	1,252,488.14
HEALTH and WELFARE		CAPITAL DEBT AUTHORIZED, DECEMBER 31, 1972		TAX TITLE LIENS OUTSTANDING	
Health Services Except Environmental	** 566,665.67	ISSUED AND UNISSUED		Balance January 1, 1972	2,152,556.19
Welfare-Public Assistance	211,125.56	School	26,475,000	Transfers From Taxes	1,146,700.82
Hospitals, Clinics, First Aid	51,000.00	Self-liquidating	11,836,000	Redeemed in 1972	242,264.47
Animal, Insect, & Rodent Control	129,150.55	Other	5,970,000	Cancelled, Abated or Adjusted (1972)	45,734.63
Other Welfare Services	** 853,883.07	Total	48,281,000	Transfers to Foreclosed Property	
RECREATION and CONSERVATION		ISSUED AND OUTSTANDING		Balance December 31, 1972	2,547,557.91
Beaches and Boardwalks	** 678,295.71	School	14,026,000.00	PROPERTY ACQUIRED BY DEED OR FORECLOSURE	
Parks, Playgrounds, Shade Trees	** 5,400.00	Self-Liquidating	11,796,000.00	Balance January 1, 1972	1,656,425.00
Land Reclamation & Conservation		Other	7,080,000.00	Transfers From Taxes or Liens	
Other Recreational Services		Total	32,902,000.00	Sale for Cash (1972)	106,320.00
EDUCATION (excluding schools)		EQUALIZED VALUATION BASIS FOR NET DEBT COMPUTATION	338,564,553.33	Cancelled, Abated or Adjusted (1972)	
Libraries	218,549.76	REAL PROPERTY VALUATIONS		Balance December 31, 1972	1,550,105.00
Other Educational Services	111,561.00	Code Class # of Parcels % VAL'N	ASSESSED VALUATION	CURRENT FINANCES DECEMBER 31, 1972	
STATUTORY EXPENDITURES		1 Vacant Land 2648 1.56	4,278,555.00	ASSETS	
Pensions & F. I. C. A.	1,745,356.87	2 Residential 26090 52.87	145,070,125.00	Cash Dec. 31, 1972	2,455,308.23
Employee Fringe Benefits	542,000.00	3 Farm		Taxes Receivable	2,386,632.89
Other Statutory Expenditures		4a Commercial 2643 24.75	67,516,220.00	Tax Title Liens	2,547,557.91
MUNICIPAL FUNCTIONS		4b Industrial 224 15.94	43,744,365.00	Foreclosed Property	1,550,105.00
CAPITAL IMPROVEMENTS	* MEMO *	4c Apartments 143 4.87	13,369,815.00	Emergencies & Other Deferred Charges	865,073.10
DEBT SERVICE		31748 Total	274,375,480.00	State Aid Receivable	75,534.13
Principal Payments	485,000.00	Land Area 8.68 Sq. Miles		Other Receivables	1,585,335.55
Interest Payments	322,622.07	Net Valuation Taxable-Municipal	299,127,635.00	Total	12,313,951.25
DEFERRED CHARGES		Net Valuation Taxable-County	386,395,433.00	LIABILITIES, RESERVES, AND SURPLUS	
SCHOOL, COUNTY, SPECIAL DISTRICT TAXES	571,657.39	State Equalization Ratio	84.60	Cash Liabilities	2,109,045.31
RESERVE FOR UNCOLLECTED TAXES	13,219,289.40			Reserves for Receivables	8,513,635.75
EMERGENCY EMPLOYMENT ACT OF 1971	2,247,871.24			Surplus Dec. 31,	1,251,266.15
EXPENDITURES TOTAL	37,544,846.35			Total	12,213,951.25

0502

Population 1970 4,392
 Population 1972 4,475
 S & P Rating BB
 Moody Rating BA

General Tax Rate Per \$100. 3.93
 State Equalized Tax Rate 3.71

CAPE MAY CITY — CAPE MAY COUNTY

Form of Government:

Council-Manager (1923)

Number of Members on Governing Body 3

PER CAPITA: 726.67
 Gross Debt 352.38
 Net Debt 27.84
 Debt Service 379.77
 Total Tax Levy 323.56
 Municipal Expenditures

PER CENT: 8.31
 Gross Debt 4.03
 Net Debt 88.25
 Tax Levy Collected
 Tax Levy Cancelled, Abated or Adjusted .09

EXPENDITURES		REVENUES-REALIZED		1972 PROPERTY TAX	
GENERAL GOVERNMENT		1972 Property Taxes Collected		STATE EQUALIZED TAX RATE	
Governing Body & Public Boards			1,495,922.06	Local District School Taxes	.64
Municipal Clerk				Regional & Consolidated School Tax	.76
Financial Administration	27,834.00	1972 Payments in Lieu of Taxes	123,947.70	School Taxes in Municipal Budget	
Assessment of Taxes	58,566.00	Delinquent Tax & Lien Collections	48,611.90	County Taxes	.51
Collection of Taxes	18,539.00	Business Personalty Replacement Taxes	82,406.67	County Library Taxes	.02
Planning, Housing & Development	43,037.50	Taxes from Public Utilities		Local Municipal Purpose Taxes	1.72
Human Resources	5,560.80	Other Miscellaneous Tax Revenues	38,727.01	Veteran & Senior Citizen Taxes	.06
Elections		State Aid Revenues		Total Taxes for Rate Computation	3.71
General Administration (other)	129,027.55	Federal Aid Revenues		Special District Taxes	
JUDICIARY		State and Local Fiscal Assistance Act Utilized		Bank Stock Taxes	3,592.09
Municipal Courts	22,559.00	Sale of Acquired Property	4,825.00	Added and Omitted Taxes	49,109.48
PUBLIC SAFETY		Other Miscellaneous Revenues	160,717.09	Total Taxes Levied - ABSTRACT	1,699,468.26
Fire Protection	57,593.00	Other Revenues, Revenue Sharing Tax Effort	69,893.18	Total Taxes Billed	1,695,029.05
Police Protection	191,365.00	Total	2,025,050.61	1972 TAXES COLLECTED	1,495,922.06
Civil Defense & Disaster Control	5,033.00	Prior Years Surplus Appropriated	242,396.72	1972 Taxes Cancelled, Abated or Adjusted	1,582.12
Environmental Inspection & Control	14,330.00	REVENUES TOTAL	2,267,447.33	Transfer to Tax Title Liens or Foreclosed	9,887.31
Other Public Safety		CAPITAL OUTLAY TOTAL	84,194.63	Balance Outstanding Dec. 31, 1972	187,637.56
PUBLIC WORKS		Public Enterprises		PRIOR YEARS TAXES OUTSTANDING	
Streets and Drainage	126,492.00	Recreation—Culture		Balance January 1, 1972	119,903.98
Sewers and Sewage Processing		Public Works	67,948.92	Collected in 1972	107,110.25
Garbage and Trash Disposal	20,500.00	Buildings and Grounds	16,245.71	Cancelled, Abated or Adjusted 1972	5,572.52
Public Buildings and Grounds	58,147.10	Library and Education		Transfers to Tax Title Liens or Foreclosed	3,221.21
Other Public Works		Conservation		Balance December 31, 1972	
HEALTH and WELFARE		All Other		TAX TITLE LIENS OUTSTANDING	
Health Services Except Environmental	15,128.26	CAPITAL DEBT AUTHORIZED, DECEMBER 31, 1972		Balance January 1, 1972	31,122.44
Welfare-Public Assistance	5,034.00	ISSUED AND UNISSUED		Transfers From Taxes	12,108.52
Hospitals, Clinics, First Aid		School	1,482,931	Redeemed in 1972	16,837.45
Animal, Insect, & Rodent Control	1,100.00	Self-liquidating	639,400	Cancelled, Abated or Adjusted (1972)	3,154.26
Other Welfare Services		Other	1,129,499	Transfers to Foreclosed Property	
RECREATION and CONSERVATION		Total	3,251,830	Balance December 31, 1972	24,239.25
Beaches and Boardwalks	113,114.00	ISSUED AND OUTSTANDING		PROPERTY ACQUIRED BY DEED OR	
Parks, Playgrounds, Shade Trees	3,635.00	School	912,261.44	FORECLOSURE	
Land Reclamation & Conservation		Self-liquidating	628,000.00	Balance January 1, 1972	68,587.00
Other Recreational Services	26,732.25	Other	1,114,200.00	Transfers From Taxes or Liens	
EDUCATION (excluding schools)		Total	2,654,461.44	Sale for Cash (1972)	4,825.00
Libraries	12,712.00	EQUALIZED VALUATION BASIS		Cancelled, Abated or Adjusted (1972)	
Other Educational Services		FOR NET DEBT COMPUTATION	39,141,554.67	Balance December 31, 1972	63,762.00
STATUTORY EXPENDITURES		REAL PROPERTY VALUATIONS		CURRENT FINANCES DECEMBER 31, 1972	
Pensions & F. I. C. A.	70,832.00	Code Class # of Parcels % VAL'N		ASSETS	
Employee Fringe Benefits	23,000.00	1 Vacant Land 417 6.52	2,725,515.00	Cash Dec. 31, 1972	374,671.32
Other Statutory Expenditures		2 Residential 1662 57.30	23,954,100.00	Taxes Receivable	187,637.56
MUNICIPAL FUNCTIONS TOTAL	1,090,271.86	3 Farm		Tax Title Liens	24,239.25
CAPITAL IMPROVEMENTS *MEMO*	291,334.10	4a Commercial 248 33.70	14,086,155.00	Foreclosed Property	63,762.00
DEBT SERVICE		4b Industrial 1 .07	28,570.00	Emergencies & Other Deferred Charges	90,735.46
Principal Payments	71,600.00	4c Apartments 38 2.41	1,009,355.00	State Aid Receivable	17,375.00
Interest Payments	53,004.50	2366 Total	41,804,095.00	Other Receivables	21,388.50
DEFERRED CHARGES	69,318.00	Land Area 2.54 Sq. Miles		Total	779,809.09
SCHOOL, COUNTY, SPECIAL DISTRICT TAXES	870,174.34	Net Valuation Taxable-Municipal	42,690,529.00	LIABILITIES, RESERVES, AND SURPLUS	
RESERVE FOR UNCOLLECTED TAXES	163,751.50	Net Valuation Taxable-County	43,070,723.00	Cash Liabilities	177,369.14
EMERGENCY EMPLOYMENT ACT OF 1971		State Equalization Ratio	94.55	Reserves for Receivables	297,027.31
EXPENDITURES TOTAL	2,318,120.20			Surplus Dec. 31, Total	305,412.64

0503

Population 1970 204
 Population 1972 210
 S & P Rating
 Moody Rating

General Tax Rate Per \$100. 1.50
 State Equalized Tax Rate 2.17

CAPE MAY POINT BOROUGH — CAPE MAY CO.
 Form of Government:
 Commission (1911)
 Number of Members on Governing Body 3

PER CAPITA:
 Gross Debt 764.05
 Net Debt 764.05
 Debt Service 9.52
 Total Tax Levy 762.91
 Municipal Expenditures 605.70

PER CENT:
 Gross Debt 2.36
 Net Debt 2.36
 Tax Levy Collected 93.97
 Tax Levy Cancelled, Abated or Adjusted .43

EXPENDITURES		REVENUES-REALIZED		1972 PROPERTY TAX	
GENERAL GOVERNMENT		1972 Property Taxes Collected		STATE EQUALIZED TAX RATE	
Governing Body & Public Boards	2,700.00	149,906.51		Local District School Taxes .62	
Municipal Clerk	4,500.00	9,914.40		Regional & Consolidated School Tax	
Financial Administration	1,300.00	143.48		School Taxes in Municipal Budget	
Assessment of Taxes	2,565.00	5,119.58		County Taxes .45	
Collection of Taxes	150.00	2,602.68		County Library Taxes .02	
Planning, Housing & Development	875.00	28,376.91		Local Municipal Purpose Taxes 1.00	
Human Resources	10,491.00	198,573.18		Veteran & Senior Citizen Taxes .05	
Elections	1,625.00	26,500.00		Total Taxes for Rate Computation 2.18	
General Administration (other)	150.00	225,073.18		Special District Taxes	
JUDICIARY	250.00	132,223.81		Bank Stock Taxes	
Municipal Courts	12,977.38	CAPITAL OUTLAY TOTAL		Added and Omitted Taxes	
PUBLIC SAFETY	21,060.31	Public Enterprises		Total Taxes Levied - ABSTRACT	
Fire Protection	7,650.00	Recreation—Culture		Total Taxes Billed	
Police Protection	1,200.00	Public Works		1972 TAXES COLLECTED	
Civil Defense & Disaster Control	10,000.00	Buildings and Grounds		1972 Taxes Cancelled, Abated or Adjusted	
Environmental Inspection & Control	125.00	Library and Education		Transfer to Tax Title Liens or Foreclosed	
Other Public Safety	75.00	Conservation		Balance Outstanding Dec. 31, 1972	
PUBLIC WORKS	100.00	All Other		PRIOR YEARS TAXES OUTSTANDING	
Streets and Drainage	20,825.00	CAPITAL DEBT AUTHORIZED, DECEMBER 31, 1972		Balance January 1, 1972	
Sewers and Sewage Processing	1,200.00	ISSUED AND UNISSUED GROSS DEBT NET DEBT		Collected in 1972	
Garbage and Trash Disposal	1,200.00	School		Cancelled, Abated or Adjusted 1972	
Public Buildings and Grounds	1,200.00	Self-liquidating		Transfers to Tax Title Liens or Foreclosed	
Other Public Works	1,200.00	Other		Balance December 31, 1972	
HEALTH and WELFARE	1,200.00	Total		TAX TITLE LIENS OUTSTANDING	
Health Services Except Environmental	125.00	ISSUED AND OUTSTANDING		Balance January 1, 1972	
Welfare-Public Assistance	75.00	School		Transfers From Taxes	
Hospitals, Clinics, First Aid	100.00	Self-liquidating		Redeemed in 1972	
Animal, Insect, & Rodent Control	100.00	Other		Cancelled, Abated or Adjusted (1972)	
Other Welfare Services	100.00	Total		Transfers to Foreclosed Property	
RECREATION and CONSERVATION	1,200.00	EQUALIZED VALUATION BASIS		Balance December 31, 1972	
Beaches and Boardwalks	1,200.00	FOR NET DEBT COMPUTATION		PROPERTY ACQUIRED BY DEED OR	
Parks, Playgrounds, Shade Trees	1,200.00	REAL PROPERTY VALUATIONS		FORECLOSURE	
Land Reclamation & Conservation	1,200.00	Code Class # of Parcels % VAL'N ASSESSED VALUATION		Balance January 1, 1972	
Other Recreational Services	1,200.00	1 Vacant Land 332 19.15 1,643,000.00		Transfers From Taxes or Liens	
EDUCATION (excluding schools)	1,200.00	2 Residential 411 79.39 6,810,500.00		Sale for Cash (1972)	
Libraries	1,200.00	3 Farm 1 .36 30,900.00		Cancelled, Abated or Adjusted (1972)	
Other Educational Services	1,200.00	4a Commercial 1 .36 30,900.00		Balance December 31, 1972	
STATUTORY EXPENDITURES	1,200.00	4b Industrial 1 .36 30,900.00		CURRENT FINANCES DECEMBER 31, 1972	
Pensions & F. I. C. A.	1,200.00	4c Apartments 3 1.09 93,700.00		ASSETS	
Employee Fringe Benefits	1,200.00	Total 747 100.00 8,578,100.00		Cash Dec. 31, 1972	
Other Statutory Expenditures	1,200.00	Land Area .20 Sq. Miles		Taxes Receivable	
MUNICIPAL FUNCTIONS	1,200.00	Net Valuation Taxable-Municipal		Tax Title Liens	
CAPITAL IMPROVEMENTS	1,200.00	Net Valuation Taxable-County		Foreclosed Property	
DEBT SERVICE	1,200.00	State Equalization Ratio		Emergencies & Other Deferred Charges	
Principal Payments	1,200.00			State Aid Receivable	
Interest Payments	1,200.00			Other Receivables	
DEFERRED CHARGES	1,200.00			Total	
SCHOOL, COUNTY, SPECIAL DISTRICT TAXES	1,200.00			LIABILITIES, RESERVES, AND SURPLUS	
RESERVE FOR UNCOLLECTED TAXES	1,200.00			Cash Liabilities	
EMERGENCY EMPLOYMENT ACT OF 1971	1,200.00			Reserves for Receivables	
EXPENDITURES	1,200.00			Surplus Dec. 31,	
TOTAL	114,225.95			Total	

0205

Population 1970 **6,724**
 Population 1972 **6,830**
 S & P Rating
 Moody Rating

General Tax Rate Per \$100. **1.68**
 State Equalized Tax Rate **1.68**

CARLSTADT BOROUGH — BERGEN COUNTY

Form of Government:

Borough Council

Number of Members on Governing Body 6

PER CAPITA:

Gross Debt **820.44**
 Net Debt **139.47**
 Debt Service **12.06**
 Total Tax Levy **512.72**
 Municipal Expenditures **232.83**

PER CENT:

Gross Debt **3.04**
 Net Debt **.52**
 Tax Levy Collected **91.41**
 Tax Levy Cancelled, Abated or Adjusted **1.17**

EXPENDITURES		REVENUES-REALIZED		1972 PROPERTY TAX	
GENERAL GOVERNMENT				STATE EQUALIZED TAX RATE 1.52	
Governing Body & Public Boards	5,500.00			Local District School Taxes	1,071,275.77
Municipal Clerk	16,150.00	1972 Property Taxes Collected		Regional & Consolidated School Tax	745,606.69
Financial Administration	9,100.00	1972 Payments in Lieu of Taxes		School Taxes in Municipal Budget	
Assessment of Taxes	16,700.00	Delinquent Tax & Lien Collections		County Taxes	754,639.28
Collection of Taxes	14,425.00	Business Personalty Replacement Taxes		County Library Taxes	
Planning, Housing & Development	2,600.00	Taxes from Public Utilities		Local Municipal Purpose Taxes	831,617.31
Human Resources	3,025.00	Other Miscellaneous Tax Revenues		Veteran & Senior Citizen Taxes	39,870.00
Elections	900.00	State Aid Revenues		Total Taxes for Rate Computation	3,487,009.05
General Administration (other)	82,225.00	Federal Aid Revenues		Special District Taxes	
JUDICIARY		State and Local Fiscal Assistance Act Utilized		Bank Stock Taxes	6,784.34
Municipal Courts	6,000.00	Sale of Acquired Property		Added and Omitted Taxes	47,946.29
PUBLIC SAFETY		Other Miscellaneous Revenues		Total Taxes Levied - ABSTRACT	3,501,869.68
Fire Protection	78,105.00	Other Revenues, Revenue Sharing Tax Effort		Total Taxes Billed	3,510,577.09
Police Protection	330,400.00	Total		1972 TAXES COLLECTED	3,208,542.50
Civil Defense & Disaster Control	100.00	Prior Years Surplus Appropriated		1972 Taxes Cancelled, Abated or Adjusted	41,120.80
Environmental Inspection & Control		REVENUES TOTAL		Transfer to Tax Title Liens or Foreclosed	128,902.40
Other Public Safety		CAPITAL OUTLAY TOTAL		Balance Outstanding Dec. 31, 1972	131,611.39
PUBLIC WORKS				PRIOR YEARS TAXES OUTSTANDING	
Streets and Drainage	115,200.00	Public Enterprises		Balance January 1, 1972	165,009.54
Sewers and Sewage Processing	58,200.00	Recreation—Culture		Collected in 1972	127,451.10
Garbage and Trash Disposal	71,380.00	Public Works		Cancelled, Abated or Adjusted 1972	
Public Buildings and Grounds	27,025.00	Buildings and Grounds		Transfers to Tax Title Liens or Foreclosed	6,766.55
Other Public Works		Library and Education		Balance December 31, 1972	30,792.29
HEALTH and WELFARE		Conservation		TAX TITLE LIENS OUTSTANDING	
Health Services Except Environmental	7,500.00	All Other		Balance January 1, 1972	200,924.03
Welfare-Public Assistance	3,400.00	CAPITAL DEBT AUTHORIZED, DECEMBER 31, 1972		Transfers From Taxes	138,511.00
Hospitals, Clinics, First Aid		ISSUED AND UNISSUED GROSS DEBT NET DEBT		Redeemed in 1972	44,525.99
Animal, Insect, & Rodent Control		School 4,595,405		Cancelled, Abated or Adjusted (1972)	
Other Welfare Services		Self-liquidating 1,004,215		Transfers to Foreclosed Property	
RECREATION and CONSERVATION		Other 952,608		Balance December 31, 1972	295,309.04
Beaches and Boardwalks		Total 5,603,620		PROPERTY ACQUIRED BY DEED OR FORECLOSURE	
Parks, Playgrounds, Shade Trees		ISSUED AND OUTSTANDING		Balance January 1, 1972	300.00
Land Reclamation & Conservation		School 4,599,405.39		Transfers From Taxes or Liens	
Other Recreational Services	15,575.00	Self-Liquidating 679,490.00		Sale for Cash (1972)	
EDUCATION (excluding schools)		Other 5,278,895.39		Cancelled, Abated or Adjusted (1972)	
Libraries	35,000.00	Total		Balance December 31, 1972	300.00
Other Educational Services		EQUALIZED VALUATION BASIS		CURRENT FINANCES DECEMBER 31, 1972	
STATUTORY EXPENDITURES		FOR NET DEBT COMPUTATION		ASSETS	
Pensions & F. I. C. A.	53,720.00	REAL PROPERTY VALUATIONS		Cash Dec. 31, 1972	662,283.11
Employee Fringe Benefits	16,175.00	Code Class # of Parcels % VAL'N ASSESSED VALUATION		Taxes Receivable	162,403.58
Other Statutory Expenditures		1 Vacant Land 126 8.11 17,575,300.00		Tax Title Liens	295,309.14
MUNICIPAL FUNCTIONS TOTAL	969,205.00	2 Residential 1454 19.67 42,635,300.00		Foreclosed Property	300.00
CAPITAL IMPROVEMENTS *MEMO*	12,000.00	3 Farm 8 .24 527,100.00		Emergencies & Other Deferred Charges	36,679.98
DEBT SERVICE		4a Commercial 154 18.32 39,704,000.00		State Aid Receivable	13,551.38
Principal Payments	55,500.00	4b Industrial 246 53.15 115,205,200.00		Other Receivables	19,888.12
Interest Payments	26,882.13	4c Apartments 10 .51 1,111,700.00		Total	1,211,915.31
DEFERRED CHARGES	24,271.25	1998 Total 216,762,600.00		LIABILITIES, RESERVES, AND SURPLUS	
SCHOOL, COUNTY, SPECIAL DISTRICT TAXES	2,615,521.74	Land Area 4.20 Sq. Miles		Cash Liabilities	186,687.82
RESERVE FOR UNCOLLECTED TAXES	514,377.74	Net Valuation Taxable-Municipal		Reserves for Receivables	477,900.84
EMERGENCY EMPLOYMENT ACT OF 1971		Net Valuation Taxable-County		Surplus Dec. 31,	547,126.65
EXPENDITURES TOTAL	4,205,757.86	State Equalization Ratio		Total	1,211,915.31

1201

Population 1970 23,137
 Population 1972 23,190
 S & P Rating A
 Moody Rating A

General Tax Rate Per \$100. 8.49
 State Equalized Tax Rate 3.12

CARTERET BOROUGH — MIDDLESEX COUNTY
Form of Government:
Borough Council
Number of Members on Governing Body 6

PER CAPITA:
 Gross Debt 305.83
 Net Debt 174.86
 Debt Service 17.87
 Total Tax Levy 292.88
 Municipal Expenditures 147.99

PER CENT:
 Gross Debt 3.90
 Net Debt 2.23
 Tax Levy Collected 96.01
 Tax Levy Cancelled, Abated or Adjusted .54

EXPENDITURES		REVENUES-REALIZED		1972 PROPERTY TAX	
GENERAL GOVERNMENT				STATE EQUALIZED TAX RATE — 1.68	
Governing Body & Public Boards		1972 Property Taxes Collected	6,522,644.56	Local District School Taxes	3,722,486.37
Municipal Clerk		1972 Payments in Lieu of Taxes	21,481.55	Regional & Consolidated School Tax	
Financial Administration	6,500.00	Delinquent Tax & Lien Collections	98,342.12	School Taxes in Municipal Budget	
Assessment of Taxes	14,585.00	Business Personalty Replacement Taxes	696,941.19	County Taxes	1,304,580.31
Collection of Taxes	33,860.00	Taxes from Public Utilities	412,742.88	County Library Taxes	
Planning, Housing & Development	22,750.00	Other Miscellaneous Tax Revenues		Local Municipal Purpose Taxes	1,739,983.86
Human Resources		State Aid Revenues	120,500.63	Veteran & Senior Citizen Taxes	143,520.00
Elections	4,675.00	Federal Aid Revenues	27,176.22	Total Taxes for Rate Computation	6,910,970.54
General Administration (other)	237,471.00	State and Local Fiscal Assistance Act Utilized		Special District Taxes	
JUDICIARY		Sale of Acquired Property	300.00	Bank Stock Taxes	9,357.17
Municipal Courts	25,415.00	Other Miscellaneous Revenues	118,000.22	Added and Omitted Taxes	15,590.64
PUBLIC SAFETY		Other Revenues, Revenue Sharing Tax Effort	82,862.25	Total Taxes Levied - ABSTRACT	6,791,998.35
Fire Protection	303,700.00	Total	8,100,592.06	Total Taxes Billed	6,793,486.26
Police Protection	610,440.00	Prior Years Surplus Appropriated	245,000.00	1972 TAXES COLLECTED	6,522,644.56
Civil Defense & Disaster Control	1,000.00	REVENUES TOTAL	8,345,592.06	1972 Taxes Cancelled, Abated or Adjusted	36,507.86
Environmental Inspection & Control	23,774.00			Transfer to Tax Title Liens or Foreclosed	29,572.60
Other Public Safety		CAPITAL OUTLAY TOTAL	195,084.46	Balance Outstanding Dec. 31, 1972	204,761.24
PUBLIC WORKS				PRIOR YEARS TAXES OUTSTANDING	
Streets and Drainage	331,485.00	Public Enterprises		Balance January 1, 1972	257,906.67
Sewers and Sewage Processing	210,500.00	Recreation—Culture		Collected in 1972	57,765.07
Garbage and Trash Disposal	205,850.00	Public Works	195,084.46	Cancelled, Abated or Adjusted 1972	18,215.04
Public Buildings and Grounds	27,442.00	Buildings and Grounds		Transfers to Tax Title Liens or Foreclosed	665.28
Other Public Works		Library and Education		Balance December 31, 1972	181,261.28
HEALTH and WELFARE		Conservation		TAX TITLE LIENS OUTSTANDING	
Health Services Except Environmental	72,650.00	All Other		Balance January 1, 1972	116,796.13
Welfare-Public Assistance	15,230.00			Transfers From Taxes	30,334.72
Hospitals, Clinics, First Aid		CAPITAL DEBT AUTHORIZED, DECEMBER 31, 1972		Redeemed in 1972	577.05
Animal, Insect, & Rodent Control	1,800.00	ISSUED AND UNISSUED		Cancelled, Abated or Adjusted (1972)	278.95
Other Welfare Services		School	2,867,000	Transfers to Foreclosed Property	
RECREATION and CONSERVATION		Self-Liquidating	4,225,094	Balance December 31, 1972	146,274.85
Beaches and Boardwalks		Other	4,055,094	PROPERTY ACQUIRED BY DEED OR FORECLOSURE	
Parks, Playgrounds, Shade Trees	123,515.00	Total	7,092,094	Balance January 1, 1972	21,525.67
Land Reclamation & Conservation				Transfers From Taxes or Liens	
Other Recreational Services	80,880.00	ISSUED AND OUTSTANDING		Sale for Cash (1972)	300.00
EDUCATION (excluding schools)		School	2,867,000.00	Cancelled, Abated or Adjusted (1972)	
Libraries	75,900.00	Self-Liquidating	3,660,000.00	Balance December 31, 1972	21,225.67
Other Educational Services		Other	6,527,000.00	CURRENT FINANCES DECEMBER 31, 1972	
STATUTORY EXPENDITURES		Total		ASSETS	
Pensions & F. I. C. A.	173,084.78	EQUALIZED VALUATION BASIS		Cash Dec. 31, 1972	819,378.86
Employee Fringe Benefits	86,000.00	FOR NET DEBT COMPUTATION	182,062,966.33	Taxes Receivable	386,022.52
Other Statutory Expenditures		REAL PROPERTY VALUATIONS		Tax Title Liens	146,274.85
MUNICIPAL FUNCTIONS		Code Class # of Parcels % VAL'N	ASSESSED VALUATION	Foreclosed Property	21,225.67
CAPITAL IMPROVEMENTS *MEMO*	57,500.00	1 Vacant Land 438 2.02	1,620,205.00	Emergencies & Other Deferred Charges	75,000.00
DEBT SERVICE		2 Residential 4741 56.84	45,621,180.00	State Aid Receivable	75,422.92
Principal Payments	273,000.00	3 Farm		Other Receivables	30,350.58
Interest Payments	141,520.80	4a Commercial 256 10.15	8,148,755.00	Total	1,553,675.40
DEFERRED CHARGES		4b Industrial 137 30.18	24,218,530.00	LIABILITIES, RESERVES, AND SURPLUS	
SCHOOL, COUNTY, SPECIAL DISTRICT TAXES	5,027,066.68	4c Apartments 3 .81	645,300.00	Cash Liabilities	613,790.18
RESERVE FOR UNCOLLECTED TAXES	236,227.00	5575 Total	80,258,010.00	Reserves for Receivables	583,873.62
EMERGENCY EMPLOYMENT ACT OF 1971	53,320.85	Land Area 4.30 Sq. Miles		Surplus Dec. 31,	256,011.60
EXPENDITURES TOTAL	8,455,046.11	Net Valuation Taxable-Municipal	81,412,570.00	Total	1,553,675.40
		Net Valuation Taxable-County	241,148,519.00		
		State Equalization Ratio	36.75		

1971/3000

0704

Population 1970 15,582
 Population 1972 15,195
 S & P Rating A
 Moody Rating BAA

General Tax Rate Per \$100. 4.95
 State Equalized Tax Rate 3.47

CEDAR GROVE TOWNSHIP — ESSEX COUNTY

Form of Government:
 Council Manager Plan B (OMCL50)
 Number of Members on Governing Body 5

PER CAPITA: Gross Debt 204.08
 Net Debt 37.79
 Debt Service 4.61
 Total Tax Levy 327.99
 Municipal Expenditures 114.39

PER CENT: Gross Debt 2.46
 Net Debt .45
 Tax Levy Collected 97.45
 Tax Levy Cancelled, Abated or Adjusted .37

EXPENDITURES		REVENUES-REALIZED		1972 PROPERTY TAX	
GENERAL GOVERNMENT		1972 Property Taxes Collected		STATE EQUALIZED TAX RATE	
Governing Body & Public Boards		4,864,573.11		Local District School Taxes 2.12	
Municipal Clerk				Regional & Consolidated School Tax	
Financial Administration	36,147.00	1972 Payments in Lieu of Taxes		School Taxes in Municipal Budget	
Assessment of Taxes	33,310.00	Delinquent Tax & Lien Collections		County Taxes .61	
Collection of Taxes	21,539.00	Business Personalty Replacement Taxes		County Library Taxes	
Planning, Housing & Development	12,840.00	Taxes from Public Utilities		Local Municipal Purpose Taxes .69	
Human Resources	2,150.00	Other Miscellaneous Tax Revenues		Veteran & Senior Citizen Taxes .05	
Elections	1,806.00	State Aid Revenues		Total Taxes for Rate Computation 3.47	
General Administration (other)	154,215.00	Federal Aid Revenues		Special District Taxes	
JUDICIARY		State and Local Fiscal Assistance Act Utilized		Bank Stock Taxes	
Municipal Courts	20,847.00	Sale of Acquired Property		Added and Omitted Taxes	
PUBLIC SAFETY		Other Miscellaneous Revenues		Total Taxes Levied - ABSTRACT	
Fire Protection	52,560.00	Other Revenues, Revenue Sharing Tax Effort		Total Taxes Billed	
Police Protection	379,741.00	Prior Years Surplus Appropriated		1972 TAXES COLLECTED	
Civil Defense & Disaster Control	10,130.00	REVENUES TOTAL		1972 Taxes Cancelled, Abated or Adjusted	
Environmental Inspection & Control	9,667.00	CAPITAL OUTLAY TOTAL		Transfer to Tax Title Liens or Foreclosed	
Other Public Safety		57,258.18		Balance Outstanding Dec. 31, 1972	
PUBLIC WORKS		Public Enterprises		PRIOR YEARS TAXES OUTSTANDING	
Streets and Drainage	158,385.00	Recreation—Culture		Balance January 1, 1972	
Sewers and Sewage Processing		Public Works		Collected in 1972	
Garbage and Trash Disposal	132,540.00	Buildings and Grounds		Cancelled, Abated or Adjusted 1972	
Public Buildings and Grounds	54,565.00	Library and Education		Transfers to Tax Title Liens or Foreclosed	
Other Public Works		Conservation		Balance December 31, 1972	
HEALTH and WELFARE		All Other		TAX TITLE LIENS OUTSTANDING	
Health Services Except Environmental	29,540.00	CAPITAL DEBT AUTHORIZED, DECEMBER 31, 1972		Balance January 1, 1972	
Welfare-Public Assistance	3,110.00	ISSUED AND UNISSUED GROSS DEBT NET DEBT		Transfers From Taxes	
Hospitals, Clinics, First Aid		School 1,923,000		Redeemed in 1972	
Animal, Insect, & Rodent Control		Self-liquidating 598,000		Cancelled, Abated or Adjusted (1972)	
Other Welfare Services		Other 580,000		Transfers to Foreclosed Property	
RECREATION and CONSERVATION		Total 3,101,000		Balance December 31, 1972	
Beaches and Boardwalks		ISSUED AND OUTSTANDING		PROPERTY ACQUIRED BY DEED OR FORECLOSURE	
Parks, Playgrounds, Shade Trees	45,300.00	School 1,923,000.00		Balance January 1, 1972	
Land Reclamation & Conservation		Self-Liquidating 598,000.00		Transfers From Taxes or Liens	
Other Recreational Services	62,554.00	Other 444,000.00		Sale for Cash (1972)	
EDUCATION (excluding schools)		Total 2,965,000.00		Cancelled, Abated or Adjusted (1972)	
Libraries	74,574.00	EQUALIZED VALUATION BASIS FOR NET DEBT COMPUTATION		Balance December 31, 1972	
Other Educational Services		REAL PROPERTY VALUATIONS		CURRENT FINANCES DECEMBER 31, 1972	
STATUTORY EXPENDITURES		Code Class # of Parcels % VAL'N ASSESSED VALUATION		ASSETS	
Pensions & F. I. C. A.	88,500.00	1 Vacant Land 232 5.33 5,376,500.00		Cash Dec. 31, 1972	
Employee Fringe Benefits	37,350.00	2 Residential 2580 72.32 72,588,300.00		Taxes Receivable	
Other Statutory Expenditures		3 Farm 5 .09 90,100.00		Tax Title Liens	
MUNICIPAL FUNCTIONS	1,462,670.00	4a Commercial 90 8.31 8,390,200.00		Foreclosed Property	
CAPITAL IMPROVEMENTS	177,000.00	4b Industrial 40 7.57 7,640,100.00		Emergencies & Other Deferred Charges	
DEBT SERVICE		4c Apartments 6 6.38 6,441,100.00		State Aid Receivable	
Principal Payments	51,000.00	Total 100,926,300.00		Other Receivables	
Interest Payments	18,579.50	Land Area 4.50 Sq. Miles		Total	
DEFERRED CHARGES	5,000.00	Net Valuation Taxable-Municipal		LIABILITIES, RESERVES, AND SURPLUS	
SCHOOL, COUNTY, SPECIAL DISTRICT TAXES	3,950,909.34	Net Valuation Taxable-County		Cash Liabilities	
RESERVE FOR UNCOLLECTED TAXES	200,500.57	State Equalization Ratio		Reserves for Receivables	
EMERGENCY EMPLOYMENT ACT OF 1971				Surplus Dec. 31,	
EXPENDITURES TOTAL	5,689,059.41			Total	

1404

Population 1970 9,566
 Population 1972 9,690
 S & P Rating
 Moody Rating A

General Tax Rate Per \$100. 4.86
 State Equalized Tax Rate 2.87

CHATHAM BOROUGH - MORRIS COUNTY

Form of Government:

Borough Council

Number of Members on Governing Body 6

PER CAPITA:

Gross Debt 163.67
 Net Debt 72.96
 Debt Service 7.25
 Total Tax Levy 398.38
 Municipal Expenditures 160.67

PER CENT:

Gross Debt 1.37
 Net Debt .61
 Tax Levy Collected 97.68
 Tax Levy Cancelled, Abated or Adjusted .07

EXPENDITURES		REVENUES-REALIZED		1972 PROPERTY TAX	
GENERAL GOVERNMENT		1972 Property Taxes Collected		STATE EQUALIZED TAX RATE	
Governing Body & Public Boards		3,773,684.82		Local District School Taxes 1.95	
Municipal Clerk				Regional & Consolidated School Tax	
Financial Administration	2,700.00	1972 Payments in Lieu of Taxes		School Taxes in Municipal Budget	
Assessment of Taxes	8,500.00	Delinquent Tax & Lien Collections		County Taxes .39	
Collection of Taxes	17,075.00	Business Personalty Replacement Taxes		County Library Taxes	
Planning, Housing & Development	4,300.00	Taxes from Public Utilities		Local Municipal Purpose Taxes .50	
Human Resources		Other Miscellaneous Tax Revenues		Veteran & Senior Citizen Taxes .04	
Elections		State Aid Revenues		Total Taxes for Rate Computation 2.88	
General Administration (other)	113,580.00	Federal Aid Revenues		Special District Taxes	
JUDICIARY		State and Local Fiscal Assistance Act Utilized		Bank Stock Taxes	
Municipal Courts	14,590.00	Sale of Acquired Property		Added and Omitted Taxes	
PUBLIC SAFETY		Other Miscellaneous Revenues		Total Taxes Levied - ABSTRACT	
Fire Protection	41,085.00	Other Revenues, Revenue Sharing Tax Effort		Total Taxes Billed	
Police Protection	250,200.00	Prior Years Surplus Appropriated		1972 TAXES COLLECTED	
Civil Defense & Disaster Control	3,750.00	REVENUES TOTAL		1972 Taxes Cancelled, Abated or Adjusted	
Environmental Inspection & Control	500.00	CAPITAL OUTLAY TOTAL		Transfer to Tax Title Liens or Foreclosed	
Other Public Safety	57,000.00			Balance Outstanding Dec. 31, 1972	
PUBLIC WORKS		Public Enterprises		PRIOR YEARS TAXES OUTSTANDING	
Streets and Drainage	235,660.00	Recreation—Culture		Balance January 1, 1972	
Sewers and Sewage Processing	5,425.00	Public Works		Collected in 1972	
Garbage and Trash Disposal		Buildings and Grounds		Cancelled, Abated or Adjusted 1972	
Public Buildings and Grounds	8,100.00	Library and Education		Transfers to Tax Title Liens or Foreclosed	
Other Public Works		Conservation		Balance December 31, 1972	
HEALTH and WELFARE		All Other		TAX TITLE LIENS OUTSTANDING	
Health Services Except Environmental	6,700.00	CAPITAL DEBT AUTHORIZED, DECEMBER 31, 1972		Balance January 1, 1972	
Welfare-Public Assistance	700.00	ISSUED AND UNISSUED GROSS DEBT NET DEBT		Transfers From Taxes	
Hospitals, Clinics, First Aid		School 804,000		Redeemed in 1972	
Animal, Insect, & Rodent Control	6,200.00	Self-liquidating 75,000		Cancelled, Abated or Adjusted (1972)	
Other Welfare Services		Other 707,000		Transfers to Foreclosed Property	
RECREATION and CONSERVATION		Total 1,586,000		Balance December 31, 1972	
Beaches and Boardwalks		ISSUED AND OUTSTANDING		PROPERTY ACQUIRED BY DEED OR	
Parks, Playgrounds, Shade Trees	13,000.00	School 804,000.00		FORECLOSURE	
Land Reclamation & Conservation	400.00	Self-liquidating 75,000.00		Balance January 1, 1972	
Other Recreational Services	31,400.00	Other 707,000.00		Transfers From Taxes or Liens	
EDUCATION (excluding schools)		Total 1,586,000.00		Sale for Cash (1972)	
Libraries	116,185.00	EQUALIZED VALUATION BASIS		Cancelled, Abated or Adjusted (1972)	
Other Educational Services		FOR NET DEBT COMPUTATION		Balance December 31, 1972	
STATUTORY EXPENDITURES		REAL PROPERTY VALUATIONS		CURRENT FINANCES DECEMBER 31, 1972	
Pensions & F. I. C. A.	58,650.00	Code Class # of Parcels % VAL'N ASSESSED VALUATION		ASSETS	
Employee Fringe Benefits	20,000.00	1 Vacant Land 132 1.74 1,383,500.00		Cash Dec. 31, 1972	
Other Statutory Expenditures		2 Residential 2500 79.36 63,118,400.00		Taxes Receivable	
MUNICIPAL FUNCTIONS	1,056,500.00	3 Farm 3 .08 66,400.00		Tax Title Liens	
CAPITAL IMPROVEMENTS	524,000.00	4a Commercial 124 11.71 9,313,500.00		Foreclosed Property	
DEBT SERVICE		4b Industrial 23 1.18 541,400.00		Emergencies & Other Deferred Charges	
Principal Payments	38,000.00	4c Apartments 11 5.92 4,710,500.00		State Aid Receivable	
Interest Payments	32,295.00	2793 Total 79,533,700.00		Other Receivables	
DEFERRED CHARGES		Land Area 2.35 Sq. Miles		Total	
SCHOOL, COUNTY, SPECIAL DISTRICT TAXES	3,158,736.55	Net Valuation Taxable-Municipal		LIABILITIES, RESERVES, AND SURPLUS	
RESERVE FOR UNCOLLECTED TAXES	423,006.86	Net Valuation Taxable-County		Cash Liabilities	
EMERGENCY EMPLOYMENT ACT OF 1971	7,100.00	State Equalization Ratio		Reserves for Receivables	
EXPENDITURES TOTAL	4,715,638.41			Surplus Dec. 31,	
				Total	

1405

Population 1970 8,093
 Population 1972 8,475
 S & P Rating A
 Moody Rating A-1

General Tax Rate Per \$100. 4.91
 State Equalized Tax Rate 3.07

CHATHAM TOWNSHIP — MORRIS COUNTY

Form of Government:
 Township Committee
 Number of Members on Governing Body 5

PER CAPITA:
 Gross Debt 1,386.09
 Net Debt 820.59
 Debt Service 27.59
 Total Tax Levy 466.09
 Municipal Expenditures 204.68

PER CENT:
 Gross Debt 10.22
 Net Debt 6.05
 Tax Levy Collected 98.47
 Tax Levy Cancelled, Abated or Adjusted .13

EXPENDITURES		REVENUES-REALIZED		1972 PROPERTY TAX	
GENERAL GOVERNMENT				STATE EQUALIZED TAX RATE 1.97	
Governing Body & Public Boards		1972 Property Taxes Collected	3,890,954.54	Local District School Taxes	2,510,134.00
Municipal Clerk		1972 Payments in Lieu of Taxes	35,560.65	Regional & Consolidated School Tax	
Financial Administration		Delinquent Tax & Lien Collections	59,094.04	School Taxes in Municipal Budget	
Assessment of Taxes	16,252.00	Business Personalty Replacement Taxes	10,272.47	County Taxes	515,543.30
Collection of Taxes	19,424.00	Taxes from Public Utilities	181,046.50	County Library Taxes	38,075.32
Planning, Housing & Development	20,153.00	Other Miscellaneous Tax Revenues		Local Municipal Purpose Taxes	805,619.42
Human Resources		State Aid Revenues	32,424.38	Veteran & Senior Citizen Taxes	43,470.00
Elections	1,400.00	Federal Aid Revenues		Total Taxes for Rate Computation	3,916,842.04
General Administration (other)	176,504.00	State and Local Fiscal Assistance Act Utilized		Special District Taxes	
JUDICIARY		Sale of Acquired Property		Bank Stock Taxes	1,641.97
Municipal Courts	7,632.00	Other Miscellaneous Revenues	345,354.66	Added and Omitted Taxes	75,124.23
PUBLIC SAFETY		Other Revenues, Revenue Sharing Tax Effort	31,002.58	Total Taxes Levied - ABSTRACT	3,950,148.34
Fire Protection	37,400.00	Total	4,585,749.82	Total Taxes Billed	3,951,385.17
Police Protection	343,029.00	Prior Years Surplus Appropriated	474,000.00	1972 TAXES COLLECTED	3,890,554.54
Civil Defense & Disaster Control	3,033.00	REVENUES TOTAL	5,059,749.82	1972 Taxes Cancelled, Abated or Adjusted	5,292.86
Environmental Inspection & Control	10,602.00	CAPITAL OUTLAY TOTAL	230,993.84	Transfer to Tax Title Liens or Foreclosed	4,050.75
Other Public Safety				Balance Outstanding Dec. 31, 1972	51,087.02
PUBLIC WORKS				PRIOR YEARS TAXES OUTSTANDING	
Streets and Drainage	253,482.00	Public Enterprises	83,871.82	Balance January 1, 1972	60,807.82
Sewers and Sewage Processing	107,344.00	Recreation—Culture	3,800.00	Collected in 1972	55,474.39
Garbage and Trash Disposal		Public Works	138,049.72	Cancelled, Abated or Adjusted 1972	2,710.01
Public Buildings and Grounds	9,035.00	Buildings and Grounds	5,272.30	Transfers to Tax Title Liens or Foreclosed	2,008.97
Other Public Works		Library and Education		Balance December 31, 1972	614.45
HEALTH and WELFARE		Conservation		TAX TITLE LIENS OUTSTANDING	
Health Services Except Environmental	5,797.00	All Other		Balance January 1, 1972	10,486.13
Welfare-Public Assistance	425.00	CAPITAL DEBT AUTHORIZED, DECEMBER 31, 1972		Transfers From Taxes	6,298.42
Hospitals, Clinics, First Aid	1,500.00	ISSUED AND UNISSUED		Redeemed in 1972	3,539.65
Animal, Insect, & Rodent Control	1,000.00	GROSS DEBT		Cancelled, Abated or Adjusted (1972)	
Other Welfare Services		School	7,102,000	Transfers to Foreclosed Property	
RECREATION and CONSERVATION		Self-liquidating	195,000	Balance December 31, 1972	12,844.90
Beaches and Boardwalks		Other	4,450,138	PROPERTY ACQUIRED BY DEED OR FORECLOSURE	
Parks, Playgrounds, Shade Trees	13,864.00	Total	11,747,138	Balance January 1, 1972	45,600.00
Land Reclamation & Conservation		ISSUED AND OUTSTANDING		Transfers From Taxes or Liens	
Other Recreational Services		School	3,552,000.00	Sale for Cash (1972)	
EDUCATION (excluding schools)		Self-Liquidating	195,000.00	Cancelled, Abated or Adjusted (1972)	
Libraries		Other	4,447,000.00	Balance December 31, 1972	45,600.00
Other Educational Services	9,500.00	Total	7,994,000.00	CURRENT FINANCES DECEMBER 31, 1972	
STATUTORY EXPENDITURES		EQUALIZED VALUATION BASIS		ASSETS	
Pensions & F. I. C. A.	60,742.64	FOR NET DEBT COMPUTATION	114,941,436.67	Cash Dec. 31, 1972	880,023.63
Employee Fringe Benefits	20,500.00	REAL PROPERTY VALUATIONS		Taxes Receivable	51,701.47
Other Statutory Expenditures		Code Class # of Parcels % VAL'N	ASSESSED VALUATION	Tax Title Liens	12,844.90
MUNICIPAL FUNCTIONS TOTAL	1,158,618.64	1 Vacant Land 468 2.42	1,527,000.00	Foreclosed Property	45,600.00
CAPITAL IMPROVEMENTS *MEMO*	333,900.00	2 Residential 2188 84.67	67,325,700.00	Emergencies & Other Deferred Charges	
DEBT SERVICE		3 Farm 18 .40	315,600.00	State Aid Receivable	44,580.16
Principal Payments	60,000.00	4a Commercial 29 6.08	4,836,482.00	Other Receivables	7,228.21
Interest Payments	173,817.50	4b Industrial 1 .11	84,300.00	Total	1,046,378.37
DEFERRED CHARGES	32,510.00	4c Apartments 3 6.32	5,022,000.00	LIABILITIES, RESERVES, AND SURPLUS	
SCHOOL, COUNTY, SPECIAL DISTRICT TAXES	3,063,752.62	Total	79,511,082.00	Cash Liabilities	308,054.09
RESERVE FOR UNCOLLECTED TAXES	205,682.03	Land Area 9.10 Sq. Miles		Reserves for Receivables	121,374.58
EMERGENCY EMPLOYMENT ACT OF 1971		Net Valuation Taxable-Municipal	79,787,664.00	Surplus Dec. 31,	616,949.70
EXPENDITURES TOTAL	4,798,380.75	Net Valuation Taxable-County	126,446,632.00	Total	1,046,378.37
		State Equalization Ratio	62.64		

0409

Population 1970 64,355
 Population 1972 67,530
 S & P Rating A
 Moody Rating A

General Tax Rate Per \$100. 4.67
 State Equalized Tax Rate 3.98

CHERRY HILL TOWNSHIP — CAMDEN COUNTY

Form of Government:
 Council Manager Plan A (OMCL50)
 Number of Members on Governing Body 5

PER CAPITA:
 Gross Debt 524.86
 Net Debt 72.54
 Debt Service 5.03
 Total Tax Levy 461.44
 Municipal Expenditures 119.94

PER CENT:
 Gross Debt 5.40
 Net Debt .75
 Tax Levy Collected 95.74
 Tax Levy Cancelled, Abated or Adjusted .96

EXPENDITURES		REVENUES-REALIZED		1972 PROPERTY TAX	
GENERAL GOVERNMENT				STATE EQUALIZED TAX RATE — 2.63	
Governing Body & Public Boards	27,830.00	1972 Property Taxes Collected 29,982,895.23		Local District School Taxes	15,571,168.00
Municipal Clerk	82,550.00	1972 Payments in Lieu of Taxes		Regional & Consolidated School Tax	
Financial Administration	65,584.00	Delinquent Tax & Lien Collections 537,567.96		School Taxes in Municipal Budget	
Assessment of Taxes	291,665.00	Business Personalty Replacement Taxes 525,126.59		County Taxes .90	6,836,108.01
Collection of Taxes	79,573.00	Taxes from Public Utilities 1,277,494.23		County Library Taxes	
Planning, Housing & Development	105,726.00	Other Miscellaneous Tax Revenues 15,399.16		Local Municipal Purpose Taxes .40	2,033,620.97
Human Resources		State Aid Revenues 262,734.00		Veteran & Senior Citizen Taxes .04	327,070.00
Elections		Federal Aid Revenues 59,014.38		Total Taxes for Rate Computation 3.97	30,167,966.98
General Administration (other)	527,993.00	State and Local Fiscal Assistance Act Utilized		Special District Taxes	788,343.43
JUDICIARY		Sale of Acquired Property		Bank Stock Taxes	24,341.03
Municipal Courts	68,797.00	Other Miscellaneous Revenues 427,784.62		Added and Omitted Taxes	507,756.50
PUBLIC SAFETY		Other Revenues, Revenue Sharing Tax Effort 575,698.74		Total Taxes Levied - ABSTRACT	31,161,337.94
Fire Protection	23,721.00	Total 33,984,114.91		Total Taxes Billed	31,234,555.98
Police Protection	1,429,603.00	Prior Years Surplus Appropriated 1,275,000.00		1972 TAXES COLLECTED	29,502,895.23
Civil Defense & Disaster Control	5,190.00	REVENUES TOTAL 35,259,114.91		1972 Taxes Cancelled, Abated or Adjusted	298,676.36
Environmental Inspection & Control	67,392.00	CAPITAL OUTLAY TOTAL 375,005.34		Transfer to Tax Title Liens or Foreclosed	100,002.55
Other Public Safety				Balance Outstanding Dec. 31, 1972	532,581.84
PUBLIC WORKS				PRIOR YEARS TAXES OUTSTANDING	
Streets and Drainage	1,260,151.00	Public Enterprises		Balance January 1, 1972	1,035,190.67
Sewers and Sewage Processing		Recreation—Culture		Collected in 1972	856,782.51
Garbage and Trash Disposal		Public Works		Cancelled, Abated or Adjusted 1972	110,755.32
Public Buildings and Grounds	148,605.00	Buildings and Grounds		Transfers to Tax Title Liens or Foreclosed	57,275.30
Other Public Works		Library and Education		Balance December 31, 1972	10,377.54
HEALTH and WELFARE		Conservation		TAX TITLE LIENS OUTSTANDING	
Health Services Except Environmental	112,156.00	All Other		Balance January 1, 1972	153,352.03
Welfare-Public Assistance	6,300.00	CAPITAL DEBT AUTHORIZED, DECEMBER 31, 1972		Transfers From Taxes	157,277.85
Hospitals, Clinics, First Aid	7,500.00	ISSUED AND UNISSUED GROSS DEBT NET DEBT		Redeemed in 1972	81,185.45
Animal, Insect, & Rodent Control		School 23,665,000		Cancelled, Abated or Adjusted (1972)	
Other Welfare Services		Self-liquidating 6,785,090		Transfers to Foreclosed Property	
RECREATION and CONSERVATION		Other 4,993,576		Balance December 31, 1972	229,444.43
Beaches and Boardwalks		Total 35,443,667		PROPERTY ACQUIRED BY DEED OR FORECLOSURE	
Parks, Playgrounds, Shade Trees	176,330.00	ISSUED AND OUTSTANDING		Balance January 1, 1972	14,822.00
Land Reclamation & Conservation		School 23,665,000.00		Transfers From Taxes or Liens	
Other Recreational Services		Self-Liquidating 6,762,090.98		Sale for Cash (1972)	
EDUCATION (excluding schools)		Other 4,349,000.00		Cancelled, Abated or Adjusted (1972)	
Libraries	263,000.00	Total 34,776,090.98		Balance December 31, 1972	14,822.00
Other Educational Services	2,575.00	EQUALIZED VALUATION BASIS		CURRENT FINANCES DECEMBER 31, 1972	
STATUTORY EXPENDITURES		FOR NET DEBT COMPUTATION 656,069,762.00		ASSETS	
Pensions & F. I. C. A.	285,170.93	REAL PROPERTY VALUATIONS		Cash Dec. 31, 1972	3,753,609.87
Employee Fringe Benefits	152,100.00	Code Class # of Parcels % VAL'N		Taxes Receivable	543,359.38
Other Statutory Expenditures		1 Vacant Land 1892 5.22		Tax Title Liens	229,444.43
MUNICIPAL FUNCTIONS TOTAL 5,193,521.93		2 Residential 15340 60.35		Foreclosed Property	14,822.00
CAPITAL IMPROVEMENTS *MEMO* 25,000.00		3 Farm 70 .50		Emergencies & Other Deferred Charges	389,037.63
DEBT SERVICE		4a Commercial 530 23.98		State Aid Receivable	229,334.63
Principal Payments	162,014.00	4b Industrial 90 4.43		Other Receivables	91,801.88
Interest Payments	177,938.25	4c Apartments 16 5.53		Total	5,651,409.82
DEFERRED CHARGES		17938 Total 639,256,523.00		LIABILITIES, RESERVES, AND SURPLUS	
SCHOOL, COUNTY, SPECIAL DISTRICT TAXES	27,595,619.44	Land Area 24.18 Sq. Miles		Cash Liabilities	1,454,418.31
RESERVE FOR UNCOLLECTED TAXES	2,334,244.00	Net Valuation Taxable-Municipal 646,374,982.00		Reserves for Receivables	1,279,427.69
EMERGENCY EMPLOYMENT ACT OF 1971	54,082.00	Net Valuation Taxable-County 689,905,190.00		Surplus Dec. 31,	2,557,563.82
EXPENDITURES TOTAL 35,655,013.44		State Equalization Ratio 85.27		Total	5,651,409.82

0410

Population 1970 801
 Population 1972 850
 S & P Rating
 Moody Rating

General Tax Rate Per \$100. 6.62
 State Equalized Tax Rate 5.66

CHESILHURST BOROUGH — CAMDEN COUNTY

Form of Government:

Borough Council

Number of Members on Governing Body 6

PER CAPITA:

Gross Debt 141.00
 Net Debt 5.65
 Debt Service
 Total Tax Levy 274.07
 Municipal Expenditures 149.60

PER CENT:

Gross Debt 3.17
 Net Debt .13
 Tax Levy Collected 74.14
 Tax Levy Cancelled, Abated or Adjusted

EXPENDITURES		REVENUES-REALIZED		1972 PROPERTY TAX	
GENERAL GOVERNMENT				STATE EQUALIZED TAX RATE 1.60	
Governing Body & Public Boards		1972 Property Taxes Collected	172,717.16	Local District School Taxes	66,512.50
Municipal Clerk		1972 Payments in Lieu of Taxes		Regional & Consolidated School Tax	79,994.14
Financial Administration	1,518.48	Delinquent Tax & Lien Collections	48,963.39	School Taxes in Municipal Budget	
Assessment of Taxes	1,150.00	Business Personalty Replacement Taxes	3,911.71	County Taxes	48,258.05
Collection of Taxes	2,000.00	Taxes from Public Utilities	19,628.92	County Library Taxes	1,504.85
Planning, Housing & Development	1,400.00	Other Miscellaneous Tax Revenues		Local Municipal Purpose Taxes	35,511.50
Human Resources		State Aid Revenues	3,496.38	Veteran & Senior Citizen Taxes	3,460.00
Elections	475.00	Federal Aid Revenues		Total Taxes for Rate Computation	225,241.04
General Administration (other)	14,409.00	State and Local Fiscal Assistance Act Utilized		Special District Taxes	
JUDICIARY		Sale of Acquired Property		Bank Stock Taxes	
Municipal Courts	2,200.00	Other Miscellaneous Revenues	10,829.29	Added and Omitted Taxes	1,180.07
PUBLIC SAFETY		Other Revenues, Revenue Sharing Tax Effort	7,323.53	Total Taxes Levied - ABSTRACT	232,961.11
Fire Protection	1,050.00	Total	266,870.39	Total Taxes Billed	232,961.11
Police Protection	8,025.00	Prior Years Surplus Appropriated	17,521.86	1972 TAXES COLLECTED	172,717.16
Civil Defense & Disaster Control		REVENUES TOTAL	284,392.24	1972 Taxes Cancelled, Abated or Adjusted	
Environmental Inspection & Control	300.00	CAPITAL OUTLAY TOTAL	1,874.63	Transfer to Tax Title Liens or Foreclosed	
Other Public Safety		Public Enterprises		Balance Outstanding Dec. 31, 1972	60,243.95
PUBLIC WORKS		Recreation—Culture	1,874.63	PRIOR YEARS TAXES OUTSTANDING	
Streets and Drainage	12,100.00	Public Works		Balance January 1, 1972	52,401.28
Sewers and Sewage Processing		Buildings and Grounds		Collected in 1972	37,401.68
Garbage and Trash Disposal	4,813.00	Library and Education		Cancelled, Abated or Adjusted 1972	23.82
Public Buildings and Grounds	7,010.00	Conservation		Transfers to Tax Title Liens or Foreclosed	
Other Public Works		All Other		Balance December 31, 1972	14,575.78
HEALTH and WELFARE		CAPITAL DEBT AUTHORIZED, DECEMBER 31, 1972		TAX TITLE LIENS OUTSTANDING	
Health Services Except Environmental	300.00	ISSUED AND UNISSUED GROSS DEBT NET DEBT		Balance January 1, 1972	30,404.66
Welfare-Public Assistance	1,316.00	School 115,050		Transfers From Taxes	
Hospitals, Clinics, First Aid		Self-liquidating 4,800	4,800	Redeemed in 1972	11,561.71
Animal, Insect, & Rodent Control		Other 119,850	4,800	Cancelled, Abated or Adjusted (1972)	
Other Welfare Services		Total	4,800	Transfers to Foreclosed Property	23.82
RECREATION and CONSERVATION		ISSUED AND OUTSTANDING		Balance December 31, 1972	18,819.13
Beaches and Boardwalks		School 115,050.75		PROPERTY ACQUIRED BY DEED OR FORECLOSURE	
Parks, Playgrounds, Shade Trees		Self-Liquidating		Balance January 1, 1972	30,080.85
Land Reclamation & Conservation		Other		Transfers From Taxes or Liens	
Other Recreational Services	3,258.52	Total	115,050.75	Sale for Cash (1972)	
EDUCATION (excluding schools)		EQUALIZED VALUATION BASIS FOR NET DEBT COMPUTATION	3,778,961.67	Cancelled, Abated or Adjusted (1972)	
Libraries		REAL PROPERTY VALUATIONS		Balance December 31, 1972	30,080.85
Other Educational Services		Code Class # of Parcels % VAL'N ASSESSED VALUATION		CURRENT FINANCES DECEMBER 31, 1972	
STATUTORY EXPENDITURES		1 Vacant Land 507 12.13 423,320.00		ASSETS	
Pensions & F. I. C. A.	850.00	2 Residential 241 74.03 2,583,499.00		Cash Dec. 31, 1972	80,694.42
Employee Fringe Benefits		3 Farm 36,200.00		Taxes Receivable	75,479.66
Other Statutory Expenditures		4a Commercial 18 9.05 315,570.00		Tax Title Liens	18,819.13
MUNICIPAL FUNCTIONS TOTAL	62,575.00	4b Industrial 3 3.75 130,800.00		Foreclosed Property	30,080.85
CAPITAL IMPROVEMENTS *MEMO*	2,800.00	4c Apartments 2 1.04 36,200.00		Emergencies & Other Deferred Charges	3,200.00
DEBT SERVICE		771 Total 3,489,789.00		State Aid Receivable	519.35
Principal Payments		Land Area 1.72 Sq. Miles		Other Receivables	5,616.65
Interest Payments		Net Valuation Taxable-Municipal 3,545,498.00		Total	214,410.06
DEFERRED CHARGES	4,500.00	Net Valuation Taxable-County 4,711,831.00		LIABILITIES, RESERVES, AND SURPLUS	
SCHOOL, COUNTY, SPECIAL DISTRICT TAXES	196,269.54	State Equalization Ratio 85.54		Cash Liabilities	59,586.28
RESERVE FOR UNCOLLECTED TAXES	60,082.61			Reserves for Receivables	125,556.29
EMERGENCY EMPLOYMENT ACT OF 1971				Surplus Dec. 31,	24,827.49
EXPENDITURES TOTAL	323,427.15			Total	214,410.06

1406

Population 1970 1,299
 Population 1972 1,385
 S & P Rating
 Moody Rating

General Tax Rate Per \$100. 3.19
 State Equalized Tax Rate 2.86

CHESTER BOROUGH — MORRIS COUNTY
 Form of Government:
 Borough Council
 Number of Members on Governing Body 6

PER CAPITA: Gross Debt 693.65
 Net Debt 68.25
 Debt Service 3.12
 Total Tax Levy 446.12
 Municipal Expenditures 151.93
 PER CENT: Gross Debt 5.76
 Net Debt .57
 Tax Levy Collected 95.04
 Tax Levy Cancelled, Abated or Adjusted .70

EXPENDITURES		REVENUES-REALIZED		1972 PROPERTY TAX	
GENERAL GOVERNMENT		1972 Property Taxes Collected		STATE EQUALIZED TAX RATE	
Governing Body & Public Boards			587,660.49	Local District School Taxes	1.27
Municipal Clerk		1972 Payments in Lieu of Taxes		Regional & Consolidated School Tax	.83
Financial Administration	3,300.00	Delinquent Tax & Lien Collections	21,158.52	School Taxes in Municipal Budget	
Assessment of Taxes	2,500.00	Business Personalty Replacement Taxes	14,662.70	County Taxes	.38
Collection of Taxes	3,450.00	Taxes from Public Utilities	23,503.54	County Library Taxes	.03
Planning, Housing & Development	4,800.00	Other Miscellaneous Tax Revenues		Local Municipal Purpose Taxes	.33
Human Resources		State Aid Revenues	7,839.71	Veteran & Senior Citizen Taxes	.03
Elections		Federal Aid Revenues		Total Taxes for Rate Computation	2.87
General Administration (other)	18,290.00	State and Local Fiscal Assistance Act Utilized		Special District Taxes	
JUDICIARY		Sale of Acquired Property	15,775.59	Bank Stock Taxes	3,423.94
Municipal Courts	8,000.00	Other Miscellaneous Revenues	5,405.31	Added and Omitted Taxes	12,339.51
PUBLIC SAFETY		Other Revenues, Revenue Sharing Tax Effort	676,006.26	Total Taxes Levied - ABSTRACT	617,880.72
Fire Protection	4,000.00	Prior Years Surplus Appropriated	66,000.00	Total Taxes Billed	618,305.87
Police Protection	43,150.00	REVENUES TOTAL	742,006.26	1972 TAXES COLLECTED	587,660.49
Civil Defense & Disaster Control	200.00			1972 Taxes Cancelled, Abated or Adjusted	4,354.32
Environmental Inspection & Control	1,225.00			Transfer to Tax Title Liens or Foreclosed	6.38
Other Public Safety				Balance Outstanding Dec. 31, 1972	26,284.68
PUBLIC WORKS		CAPITAL OUTLAY TOTAL	4,042.55	PRIOR YEARS TAXES OUTSTANDING	
Streets and Drainage	17,145.00	Public Enterprises		Balance January 1, 1972	21,158.52
Sewers and Sewage Processing		Recreation—Culture		Collected in 1972	21,158.52
Garbage and Trash Disposal	2,050.00	Public Works	3,282.55	Cancelled, Abated or Adjusted 1972	
Public Buildings and Grounds	7,200.00	Buildings and Grounds	760.00	Transfers to Tax Title Liens or Foreclosed	
Other Public Works	9,517.00	Library and Education		Balance December 31, 1972	
HEALTH and WELFARE		Conservation		TAX TITLE LIENS OUTSTANDING	
Health Services Except Environmental	3,850.00	All Other		Balance January 1, 1972	103.46
Welfare—Public Assistance	5,590.00			Transfers From Taxes	6.38
Hospitals, Clinics, First Aid	400.00			Redeemed in 1972	
Animal, Insect, & Rodent Control				Cancelled, Abated or Adjusted (1972)	
Other Welfare Services				Transfers to Foreclosed Property	
RECREATION and CONSERVATION				Balance December 31, 1972	105.84
Beaches and Boardwalks				PROPERTY ACQUIRED BY DEED OR	
Parks, Playgrounds, Shade Trees	800.00			FORECLOSURE	
Land Reclamation & Conservation				Balance January 1, 1972	
Other Recreational Services	3,050.00			Transfers From Taxes or Liens	
EDUCATION (excluding schools)				Sale for Cash (1972)	
Libraries	5,500.00			Cancelled, Abated or Adjusted (1972)	
Other Educational Services				Balance December 31, 1972	
STATUTORY EXPENDITURES				CURRENT FINANCES DECEMBER 31, 1972	
Pensions & F. I. C. A.	6,226.48			ASSETS	
Employee Fringe Benefits	1,600.00			Cash Dec. 31, 1972	119,217.37
Other Statutory Expenditures				Taxes Receivable	26,284.68
MUNICIPAL FUNCTIONS TOTAL	152,243.48			Tax Title Liens	105.84
CAPITAL IMPROVEMENTS *MEMO*	13,800.00			Foreclosed Property	
DEBT SERVICE				Emergencies & Other Deferred Charges	5,500.00
Principal Payments	3,000.00			State Aid Receivable	80.00
Interest Payments	1,316.25			Other Receivables	559.65
DEFERRED CHARGES	7,548.41			Total	152,151.54
SCHOOL, COUNTY, SPECIAL DISTRICT TAXES	532,413.24			LIABILITIES, RESERVES, AND SURPLUS	
RESERVE FOR UNCOLLECTED TAXES	45,512.94			Cash Liabilities	32,723.25
EMERGENCY EMPLOYMENT ACT OF 1971				Reserves for Receivables	26,954.17
EXPENDITURES TOTAL	742,834.32			Surplus Dec. 31,	92,474.12
				Total	152,151.54

1971/3000

1407

Population 1970 4,265
 Population 1972 4,425
 S & P Rating
 Moody Rating

General Tax Rate Per \$100. 3.37
 State Equalized Tax Rate 3.65

CHESTER TOWNSHIP — MORRIS COUNTY
 Form of Government:
 Small Municipality Plan C (OMCL50)
 Number of Members on Governing Body 5

PER CAPITA:
 Gross Debt 760.48
 Net Debt 114.29
 Debt Service 5.67
 Total Tax Levy 532.10
 Municipal Expenditures 183.12

PER CENT:
 Gross Debt 6.11
 Net Debt .92
 Tax Levy Collected 93.99
 Tax Levy Cancelled, Abated or Adjusted .84

EXPENDITURES		REVENUES-REALIZED		1972 PROPERTY TAX	
GENERAL GOVERNMENT				STATE EQUALIZED TAX RATE 1.52	
Governing Body & Public Boards		1972 Property Taxes Collected 2,213,268.84		Local District School Taxes	582,681.50
Municipal Clerk	7,050.00	1972 Payments in Lieu of Taxes		Regional & Consolidated School Tax	641,411.36
Financial Administration	19,400.00	Delinquent Tax & Lien Collections 76,675.02		School Taxes in Municipal Budget	
Assessment of Taxes	7,880.00	Business Personalty Replacement Taxes 20,946.41		County Taxes	250,166.77
Planning, Housing & Development	15,400.00	Taxes from Public Utilities 166,725.28		County Library Taxes	21,438.95
Human Resources		Other Miscellaneous Tax Revenues		Local Municipal Purpose Taxes	410,187.33
Elections		State Aid Revenues 30,078.95		Veteran & Senior Citizen Taxes	17,560.00
General Administration (other)	71,700.00	Federal Aid Revenues 18,887.00		Total Taxes for Rate Computation	2,363,845.91
JUDICIARY		State and Local Fiscal Assistance Act Utilized		Special District Taxes	
Municipal Courts	10,897.20	Sale of Acquired Property		Bank Stock Taxes	332.53
PUBLIC SAFETY		Other Miscellaneous Revenues 22,879.91		Added and Omitted Taxes	8,309.29
Fire Protection	17,100.00	Other Revenues, Revenue Sharing Tax Effort 22,085.38		Total Taxes Levied - ABSTRACT	2,354,527.73
Police Protection	124,230.00	Total 2,571,546.79		Total Taxes Billed	2,354,885.49
Civil Defense & Disaster Control	800.00	Prior Years Surplus Appropriated 163,000.00		1972 TAXES COLLECTED	2,212,268.84
Environmental Inspection & Control	5,100.00	REVENUES TOTAL 2,734,546.79		1972 Taxes Cancelled, Abated or Adjusted	19,688.75
Other Public Safety		CAPITAL OUTLAY TOTAL 15,031.50		Transfer to Tax Title Liens or Foreclosed	4,307.41
PUBLIC WORKS				Balance Outstanding Dec. 31, 1972	117,624.49
Streets and Drainage	164,321.11	Public Enterprises		PRIOR YEARS TAXES OUTSTANDING	
Sewers and Sewage Processing		Recreation—Culture		Balance January 1, 1972	92,824.70
Garbage and Trash Disposal	27,000.00	Public Works		Collected in 1972	70,546.94
Public Buildings and Grounds	14,200.00	Buildings and Grounds 15,031.50		Cancelled, Abated or Adjusted 1972	849.10
Other Public Works		Library and Education		Transfers to Tax Title Liens or Foreclosed	2,310.55
HEALTH and WELFARE		Conservation		Balance December 31, 1972	19,118.11
Health Services Except Environmental	8,560.00	All Other		TAX TITLE LIENS OUTSTANDING	
Welfare-Public Assistance	7,260.00	CAPITAL DEBT AUTHORIZED, DECEMBER 31, 1972		Balance January 1, 1972	14,471.99
Hospitals, Clinics, First Aid	600.00	ISSUED AND UNISSUED GROSS DEBT NET DEBT		Transfers From Taxes	6,945.83
Animal, Insect, & Rodent Control	3,000.00	School 3,085,125 225,719		Redeemed in 1972	6,128.08
Other Welfare Services		Self-liquidating 280,000 280,000		Cancelled, Abated or Adjusted (1972)	
RECREATION and CONSERVATION		Other 3,365,125 505,719		Transfers to Foreclosed Property	
Beaches and Boardwalks		ISSUED AND OUTSTANDING		Balance December 31, 1972	15,289.74
Parks, Playgrounds, Shade Trees	18,887.00	School 3,085,125.72		PROPERTY ACQUIRED BY DEED OR	
Land Reclamation & Conservation	8,250.00	Self-Liquidating 83,000.00		FORECLOSURE	
Other Recreational Services		Other 3,168,125.72		Balance January 1, 1972	1,000.00
EDUCATION (excluding schools)		Total 3,168,125.72		Transfers From Taxes or Liens	
Libraries	16,500.00	EQUALIZED VALUATION BASIS		Sale for Cash (1972)	
Other Educational Services		FOR NET DEBT COMPUTATION 55,053,213.33		Cancelled, Abated or Adjusted (1972)	
STATUTORY EXPENDITURES		REAL PROPERTY VALUATIONS		Balance December 31, 1972	1,000.00
Pensions & F. I. C. A.	18,530.00	Code Class # of Parcels % VAL'N ASSESSED VALUATION		CURRENT FINANCES DECEMBER 31, 1972	
Employee Fringe Benefits		1 Vacant Land 314 8.98 6,138,750.00		ASSETS	
Other Statutory Expenditures		2 Residential 1062 75.76 51,808,500.00		Cash Dec. 31, 1972	430,894.07
MUNICIPAL FUNCTIONS TOTAL 566,665.31		3 Farm 165 10.14 6,931,500.00		Taxes Receivable	136,742.60
CAPITAL IMPROVEMENTS *MEMO* 82,000.00		4a Commercial 29 2.66 1,821,100.00		Tax Title Liens	15,289.74
DEBT SERVICE		4b Industrial 8 2.46 1,684,200.00		Foreclosed Property	1,000.00
Principal Payments	21,000.00	4c Apartments 1578 Total 68,384,050.00		Emergencies & Other Deferred Charges	18,106.95
Interest Payments	4,100.00	Land Area 28.90 Sq. Miles		State Aid Receivable	35,800.00
DEFERRED CHARGES	6,000.00	Net Valuation Taxable-Municipal 70,164,570.00		Other Receivables	736.94
SCHOOL, COUNTY, SPECIAL DISTRICT TAXES	1,935,698.58	Net Valuation Taxable-County 70,757,849.00		Total	642,570.30
RESERVE FOR UNCOLLECTED TAXES	212,540.54	State Equalization Ratio 108.60		LIABILITIES, RESERVES, AND SURPLUS	
EMERGENCY EMPLOYMENT ACT OF 1971				Cash Liabilities	245,276.06
EXPENDITURES TOTAL 2,746,004.83				Reserves for Receivables	152,769.28
				Surplus Dec. 31,	239,524.96
				Total	642,570.30

0307

Population 1970 3,190
 Population 1972 3,325
 S & P Rating
 Moody Rating

General Tax Rate Per \$100. 3.76
 State Equalized Tax Rate 2.92

CHESTERFIELD TOWNSHIP — BURLINGTON CO.

Form of Government:
 Township Committee
 Number of Members on Governing Body 3

PER CAPITA:
 Gross Debt 190.18
 Net Debt 18.05
 Debt Service
 Total Tax Levy 195.56
 Municipal Expenditures 75.86

PER CENT:
 Gross Debt 3.38
 Net Debt .32
 Tax Levy Collected 92.55
 Tax Levy Cancelled, Abated or Adjusted

EXPENDITURES		REVENUES-REALIZED		1972 PROPERTY TAX	
GENERAL GOVERNMENT		1972 Property Taxes Collected		STATE EQUALIZED TAX RATE	
Governing Body & Public Boards		602,192.66		Local District School Taxes 1.20	
Municipal Clerk				Regional & Consolidated School Tax .86	
Financial Administration	3,537.71	1972 Payments in Lieu of Taxes		School Taxes in Municipal Budget	
Assessment of Taxes	5,600.00	Delinquent Tax & Lien Collections		County Taxes .61	
Collection of Taxes	2,588.00	Business Personalty Replacement Taxes		County Library Taxes .02	
Planning, Housing & Development	11,700.00	Taxes from Public Utilities		Local Municipal Purpose Taxes .18	
Human Resources		Other Miscellaneous Tax Revenues		Veteran & Senior Citizen Taxes .05	
Elections		State Aid Revenues		Total Taxes for Rate Computation 2.92	
General Administration (other)	26,300.00	Federal Aid Revenues		Special District Taxes	
JUDICIARY		State and Local Fiscal Assistance Act Utilized		Bank Stock Taxes	
Municipal Courts	3,676.25	Sale of Acquired Property		Added and Omitted Taxes	
PUBLIC SAFETY		Other Miscellaneous Revenues		Total Taxes Levied - ABSTRACT	
Fire Protection	9,500.00	Other Revenues, Revenue Sharing Tax Effort		Total Taxes Billed	
Police Protection	7,500.00	Total		1972 TAXES COLLECTED	
Civil Defense & Disaster Control	150.00	Prior Years Surplus Appropriated		1972 Taxes Cancelled, Abated or Adjusted	
Environmental Inspection & Control	1,487.29	REVENUES TOTAL		Transfer to Tax Title Liens or Foreclosed	
Other Public Safety		CAPITAL OUTLAY TOTAL		Balance Outstanding Dec. 31, 1972	
PUBLIC WORKS		Public Enterprises		PRIOR YEARS TAXES OUTSTANDING	
Streets and Drainage	75,137.00	Recreation—Culture		Balance January 1, 1972	
Sewers and Sewage Processing		Public Works		Collected in 1972	
Garbage and Trash Disposal	11,673.75	Buildings and Grounds		Cancelled, Abated or Adjusted 1972	
Public Buildings and Grounds		Library and Education		Transfers to Tax Title Liens or Foreclosed	
Other Public Works		Conservation		Balance December 31, 1972	
HEALTH and WELFARE		All Other		TAX TITLE LIENS OUTSTANDING	
Health Services Except Environmental	650.00	CAPITAL DEBT AUTHORIZED, DECEMBER 31, 1972		Balance January 1, 1972	
Welfare-Public Assistance	3,250.00	ISSUED AND UNISSUED GROSS DEBT NET DEBT		Transfers From Taxes	
Hospitals, Clinics, First Aid		School 572,336		Redeemed in 1972	
Animal, Insect, & Rodent Control		Self-liquidating 60,000		Cancelled, Abated or Adjusted (1972)	
Other Welfare Services		Other 60,000		Transfers to Foreclosed Property	
RECREATION and CONSERVATION		Total 632,336 60,000		Balance December 31, 1972	
Beaches and Boardwalks	1,000.00	ISSUED AND OUTSTANDING		PROPERTY ACQUIRED BY DEED OR	
Parks, Playgrounds, Shade Trees		School 572,336.73		FORECLOSURE	
Land Reclamation & Conservation	1,000.00	Self-Liquidating		Balance January 1, 1972	
Other Recreational Services		Other		Transfers From Taxes or Liens	
EDUCATION (excluding schools)		Total 572,336.73		Sale for Cash (1972)	
Libraries	1,200.00	EQUALIZED VALUATION BASIS		Cancelled, Abated or Adjusted (1972)	
Other Educational Services		FOR NET DEBT COMPUTATION		Balance December 31, 1972	
STATUTORY EXPENDITURES		REAL PROPERTY VALUATIONS		CURRENT FINANCES DECEMBER 31, 1972	
Pensions & F. I. C. A.	3,200.00	Code Class # of Parcels % VAL'N ASSESSED VALUATION		ASSETS	
Employee Fringe Benefits		1 Vacant Land 46 .81 135,500.00		Cash Dec. 31, 1972	
Other Statutory Expenditures		2 Residential 451 50.41 8,434,300.00		Taxes Receivable	
MUNICIPAL FUNCTIONS TOTAL	173,950.00	3 Farm 309 32.64 5,460,400.00		Tax Title Liens	
CAPITAL IMPROVEMENTS *MEMO*	21,400.00	4a Commercial 62 16.15 2,701,400.00		Foreclosed Property	
DEBT SERVICE		4b Industrial		Emergencies & Other Deferred Charges	
Principal Payments		4c Apartments		State Aid Receivable	
Interest Payments		868 Total 16,731,600.00		Other Receivables	
DEFERRED CHARGES	13,268.00	Land Area 21.81 Sq. Miles		Total	
SCHOOL, COUNTY, SPECIAL DISTRICT TAXES	605,073.83	Net Valuation Taxable-Municipal		LIABILITIES, RESERVES, AND SURPLUS	
RESERVE FOR UNCOLLECTED TAXES	65,000.00	Net Valuation Taxable-County		Cash Liabilities	
EMERGENCY EMPLOYMENT ACT OF 1971		State Equalization Ratio 77.80		Reserves for Receivables	
EXPENDITURES TOTAL	857,291.83			Surplus Dec. 31,	
				Total	

0308

Population 1970 **16,962**
 Population 1972 **17,540**
 S & P Rating **/**
 Moody Rating **BAA-1**

General Tax Rate Per \$100. **5.29**
 State Equalized Tax Rate **3.33**

CINNAMINSON TOWNSHIP — BURLINGTON CO.

Form of Government:
 Township Committee
 Number of Members on Governing Body **5**

PER CAPITA:
 Gross Debt **361.51**
 Net Debt **58.48**
 Debt Service **4.18**
 Total Tax Levy **330.69**
 Municipal Expenditures **92.45**

PER CENT:
 Gross Debt **4.43**
 Net Debt **.72**
 Tax Levy Collected **98.06**
 Tax Levy Cancelled, Abated or Adjusted **.08**

EXPENDITURES		REVENUES-REALIZED		1972 PROPERTY TAX	
GENERAL GOVERNMENT				STATE EQUALIZED TAX RATE 2.45	
Governing Body & Public Boards		1972 Property Taxes Collected 5,691,271.69		Local District School Taxes	4,235,257.00
Municipal Clerk		1972 Payments in Lieu of Taxes		Regional & Consolidated School Tax	
Financial Administration	8,200.00	Delinquent Tax & Lien Collections 100,769.07		School Taxes in Municipal Budget	
Assessment of Taxes	12,171.00	Business Personalty Replacement Taxes 182,816.17		County Taxes	1,003,526.89
Collection of Taxes	16,038.00	Taxes from Public Utilities 455,567.08		County Library Taxes	40,602.34
Planning, Housing & Development	5,105.00	Other Miscellaneous Tax Revenues		Local Municipal Purpose Taxes	376,014.37
Human Resources	2,115.00	State Aid Revenues 63,309.57		Veteran & Senior Citizen Taxes	57,720.00
Elections		Federal Aid Revenues 33,865.06		Total Taxes for Rate Computation 3.33	5,753,120.60
General Administration (other)	116,927.50	State and Local Fiscal Assistance Act Utilized		Special District Taxes	
JUDICIARY		Sale of Acquired Property		Bank Stock Taxes	6,069.20
Municipal Courts	10,377.00	Other Miscellaneous Revenues 118,860.30		Added and Omitted Taxes	138,868.87
PUBLIC SAFETY		Other Revenues, Revenue Sharing Tax Effort 60,645.04		Total Taxes Levied - ABSTRACT	5,800,238.67
Fire Protection	103,470.00	Total 6,707,503.98		Total Taxes Billed	5,803,735.38
Police Protection	319,057.00	Prior Years Surplus Appropriated 412,000.00		1972 TAXES COLLECTED	5,691,271.69
Civil Defense & Disaster Control	1,600.00	REVENUES TOTAL 7,119,503.98		1972 Taxes Cancelled, Abated or Adjusted	4,653.18
Environmental Inspection & Control	13,533.00	CAPITAL OUTLAY TOTAL 641,937.80		Transfer to Tax Title Liens or Foreclosed	9,442.12
Other Public Safety				Balance Outstanding Dec. 31, 1972	58,422.35
PUBLIC WORKS				PRIOR YEARS TAXES OUTSTANDING	
Streets and Drainage	362,652.00	Public Enterprises		Balance January 1, 1972	54,532.05
Sewers and Sewage Processing		Recreation—Culture 231,719.43		Collected in 1972	52,145.34
Garbage and Trash Disposal	55,598.00	Public Works 136,144.35		Cancelled, Abated or Adjusted 1972	
Public Buildings and Grounds	15,039.00	Buildings and Grounds 274,074.02		Transfers to Tax Title Liens or Foreclosed	1,942.81
Other Public Works		Library and Education		Balance December 31, 1972	443.90
HEALTH and WELFARE		Conservation		TAX TITLE LIENS OUTSTANDING	
Health Services Except Environmental	4,810.00	All Other		Balance January 1, 1972	17,607.82
Welfare-Public Assistance	1,725.00	CAPITAL DEBT AUTHORIZED, DECEMBER 31, 1972		Transfers From Taxes	11,639.05
Hospitals, Clinics, First Aid		ISSUED AND UNISSUED GROSS DEBT NET DEBT		Redeemed in 1972	8,623.73
Animal, Insect, & Rodent Control	3,265.00	School 5,315,000		Cancelled, Abated or Adjusted (1972)	
Other Welfare Services		Self-liquidating 1,025,800		Transfers to Foreclosed Property	
RECREATION and CONSERVATION		Other 1,025,800		Balance December 31, 1972	20,623.14
Beaches and Boardwalks		Total 6,340,800		PROPERTY ACQUIRED BY DEED OR FORECLOSURE	
Parks, Playgrounds, Shade Trees	27,550.00	ISSUED AND OUTSTANDING		Balance January 1, 1972	8,880.00
Land Reclamation & Conservation	50,252.00	School 5,315,000.00		Transfers From Taxes or Liens	
Other Recreational Services	23,627.00	Self-liquidating 1,015,400.00		Sale for Cash (1972)	
EDUCATION (excluding schools)		Other 6,230,400.00		Cancelled, Abated or Adjusted (1972)	
Libraries	9,761.00	Total 6,230,400.00		Balance December 31, 1972	8,880.00
Other Educational Services		EQUALIZED VALUATION BASIS FOR NET DEBT COMPUTATION 143,232,230.00		CURRENT FINANCES DECEMBER 31, 1972	
STATUTORY EXPENDITURES		REAL PROPERTY VALUATIONS		ASSETS	
Pensions & F. I. C. A.	54,353.00	Code Class # of Parcels % VAL'N		Cash Dec. 31, 1972	2,345,730.39
Employee Fringe Benefits	19,750.00	1 Vacant Land 364 3.27		Taxes Receivable	58,866.25
Other Statutory Expenditures		2 Residential 4334 78.42		Tax Title Liens	20,623.14
MUNICIPAL FUNCTIONS TOTAL 1,277,775.50		3 Farm 33 .44		Foreclosed Property	8,880.00
CAPITAL IMPROVEMENTS *MEMO* 186,200.00		4a Commercial 109 5.88		Emergencies & Other Deferred Charges	50,400.00
DEBT SERVICE		4b Industrial 56 8.00		State Aid Receivable	168.15
Principal Payments	58,400.00	4c Apartments 4896		Other Receivables	5,629.83
Interest Payments	14,926.50	Total 106,582,055.00		Total	2,570,257.80
DEFERRED CHARGES	65,360.00	Land Area 7.57 Sq. Miles		LIABILITIES, RESERVES, AND SURPLUS	
SCHOOL, COUNTY, SPECIAL DISTRICT TAXES	5,279,386.23	Net Valuation Taxable-Municipal 108,800,169.00		Cash Liabilities	1,520,188.36
RESERVE FOR UNCOLLECTED TAXES	167,836.70	Net Valuation Taxable-County 160,674,788.00		Reserves for Receivables	133,599.26
EMERGENCY EMPLOYMENT ACT OF 1971	37,268.00	State Equalization Ratio 62.96		Surplus Dec. 31,	516,110.18
EXPENDITURES TOTAL 6,500,952.93				Total	2,570,257.80

2002

Population 1970 18,829
 Population 1972 19,095
 S & P Rating A
 Moody Rating A

General Tax Rate Per \$100. 4.92
 State Equalized Tax Rate 3.07

CLARK TOWNSHIP — UNION COUNTY

Form of Government:

Mayor-Council Plan F (OMCL50)

Number of Members on Governing Body 7

PER CAPITA:
 Gross Debt 492.09
 Net Debt 215.02
 Debt Service 9.24
 Total Tax Levy 351.01
 Municipal Expenditures 122.88

PER CENT:
 Gross Debt 4.63
 Net Debt 2.02
 Tax Levy Collected 99.13
 Tax Levy Cancelled, Abated or Adjusted .23

EXPENDITURES		REVENUES-REALIZED		1972 PROPERTY TAX	
GENERAL GOVERNMENT		1972 Property Taxes Collected		STATE EQUALIZED TAX RATE	
Governing Body & Public Boards	3,250.00	1972 Payments in Lieu of Taxes		Local District School Taxes	1.40
Municipal Clerk	62,072.00	Delinquent Tax & Lien Collections		Regional & Consolidated School Tax	.75
Financial Administration		Business Personalty Replacement Taxes		School Taxes in Municipal Budget	
Assessment of Taxes	21,889.00	Taxes from Public Utilities		County Taxes	.53
Collection of Taxes	20,973.00	Other Miscellaneous Tax Revenues		County Library Taxes	
Planning, Housing & Development	8,087.38	State Aid Revenues		Local Municipal Purpose Taxes	.30
Human Resources	1,500.00	Federal Aid Revenues		Veteran & Senior Citizen Taxes	.05
Elections	6,300.00	State and Local Fiscal Assistance Act Utilized		Total Taxes for Rate Computation	3.07
General Administration (other)	241,225.22	Sale of Acquired Property		Special District Taxes	
JUDICIARY		Other Miscellaneous Revenues		Bank Stock Taxes	8,100.80
Municipal Courts	23,213.36	Other Revenues, Revenue Sharing Tax Effort		Added and Omitted Taxes	27,254.67
PUBLIC SAFETY		Prior Years Surplus Appropriated		Total Taxes Levied - ABSTRACT	6,702,603.21
Fire Protection	685,269.04	REVENUES TOTAL		Total Taxes Billed	6,708,584.33
Police Protection	43,868.00	CAPITAL OUTLAY TOTAL		1972 TAXES COLLECTED	6,650,174.12
Civil Defense & Disaster Control	2,797.00	Public Enterprises		1972 Taxes Cancelled, Abated or Adjusted	15,250.33
Environmental Inspection & Control	16,623.00	Recreation—Culture		Transfer to Tax Title Liens or Foreclosed	757.68
Other Public Safety		Public Works		Balance Outstanding Dec. 31, 1972	42,362.20
PUBLIC WORKS		Buildings and Grounds		PRIOR YEARS TAXES OUTSTANDING	
Streets and Drainage	431,673.12	Library and Education		Balance January 1, 1972	44,117.21
Sewers and Sewage Processing	3,200.00	Conservation		Collected in 1972	44,062.08
Garbage and Trash Disposal	7,500.00	All Other		Cancelled, Abated or Adjusted 1972	
Public Buildings and Grounds	36,750.00	CAPITAL DEBT AUTHORIZED, DECEMBER 31, 1972		Transfers to Tax Title Liens or Foreclosed	
Other Public Works	26,216.00	ISSUED AND UNISSUED		Balance December 31, 1972	55.13
HEALTH and WELFARE		GROSS DEBT		TAX TITLE LIENS OUTSTANDING	
Health Services Except Environmental	25,004.00	NET DEBT		Balance January 1, 1972	2,826.57
Welfare-Public Assistance	2,170.00	SCHOOL		Transfers From Taxes	757.68
Hospitals, Clinics, First Aid		Self-liquidating		Redeemed in 1972	
Animal, Insect, & Rodent Control		Other		Cancelled, Abated or Adjusted (1972)	
Other Welfare Services		Total		Transfers to Foreclosed Property	
RECREATION and CONSERVATION		ISSUED AND OUTSTANDING		Balance December 31, 1972	3,584.25
Beaches and Boardwalks		SCHOOL		PROPERTY ACQUIRED BY DEED OR	
Parks, Playgrounds, Shade Trees	20,175.00	Self-liquidating		FORECLOSURE	
Land Reclamation & Conservation		Other		Balance January 1, 1972	15,375.00
Other Recreational Services	18,543.00	Total		Transfers From Taxes or Liens	
EDUCATION (excluding schools)		EQUALIZED VALUATION BASIS		Sale for Cash (1972)	
Libraries	103,500.00	FOR NET DEBT COMPUTATION		Cancelled, Abated or Adjusted (1972)	
Other Educational Services		REAL PROPERTY VALUATIONS		Balance December 31, 1972	15,275.00
STATUTORY EXPENDITURES		CODE CLASS # OF PARCELS % VAL'N		CURRENT FINANCES DECEMBER 31, 1972	
Pensions & F. I. C. A.	85,744.00	ASSESSED VALUATION		ASSETS	
Employee Fringe Benefits	43,720.00	1 Vacant Land 219 1.26		Cash Dec. 31, 1972	560,645.00
Other Statutory Expenditures		2 Residential 4440 70.88		Taxes Receivable	42,417.33
MUNICIPAL FUNCTIONS		3 Farm 9 .12		Tax Title Liens	3,584.25
CAPITAL IMPROVEMENTS	50,000.00	4a Commercial 103 7.38		Foreclosed Property	15,375.00
DEBT SERVICE		4b Industrial 28 14.63		Emergencies & Other Deferred Charges	27,590.00
Principal Payments	50,000.00	4c Apartments 8 5.73		State Aid Receivable	24,853.50
Interest Payments	86,500.00	4807 Total		Other Receivables	92,070.18
DEFERRED CHARGES	40,647.50	Land Area 4.53 Sq. Miles		Total	1,166,535.26
SCHOOL, COUNTY, SPECIAL DISTRICT TAXES	6,007,168.94	Net Valuation Taxable-Municipal		LIABILITIES, RESERVES, AND SURPLUS	
RESERVE FOR UNCOLLECTED TAXES	187,977.36	Net Valuation Taxable-County		Cash Liabilities	365,397.95
EMERGENCY EMPLOYMENT ACT OF 1971		State Equalization Ratio		Reserves for Receivables	142,262.53
EXPENDITURES				Surplus Dec. 31,	658,774.78
TOTAL	8,353,555.92			Total	1,166,535.26

0801

Population 1970 5,193
 Population 1972 5,460
 S & P Rating
 Moody Rating

General Tax Rate Per \$100. 5.41
 State Equalized Tax Rate 3.63

CLAYTON BOROUGH — GLOUCESTER COUNTY

Form of Government:
 Borough Council
 Number of Members on Governing Body 6

PER CAPITA:
 Gross Debt 278.44
 Net Debt 1.74
 Debt Service
 Total Tax Levy 199.88
 Municipal Expenditures 91.68

PER CENT:
 Gross Debt 6.30
 Net Debt .04
 Tax Levy Collected 93.97
 Tax Levy Cancelled, Abated or Adjusted

EXPENDITURES		REVENUES-REALIZED		1972 PROPERTY TAX	
GENERAL GOVERNMENT				STATE EQUALIZED TAX RATE 2.47	
Governing Body & Public Boards	6,050.00	1972 Property Taxes Collected 1,025,589.67		Local District School Taxes	747,300.50
Municipal Clerk	2,625.00			Regional & Consolidated School Tax	
Financial Administration	6,550.00			School Taxes in Municipal Budget	
Assessment of Taxes	4,248.00			County Taxes .60	180,739.19
Collection of Taxes	6,530.73			County Library Taxes	
Planning, Housing & Development	3,000.00			Local Municipal Purpose Taxes .47	140,735.40
Human Resources				Veteran & Senior Citizen Taxes .10	28,580.00
Elections 500.00				Total Taxes for Rate Computation 3.64	1,097,755.09
General Administration (other) 36,848.25				Special District Taxes	
JUDICIARY				Bank Stock Taxes	5,439.63
Municipal Courts 4,535.25				Added and Omitted Taxes	17,156.09
PUBLIC SAFETY				Total Taxes Levied - ABSTRACT	1,091,370.81
Fire Protection 12,127.18				Total Taxes Billed	1,091,370.81
Police Protection 144,406.28				1972 TAXES COLLECTED	1,025,589.67
Civil Defense & Disaster Control 2,000.00				1972 Taxes Cancelled, Abated or Adjusted	
Environmental Inspection & Control 3,250.00				Transfer to Tax Title Liens or Foreclosed	
Other Public Safety				Balance Outstanding Dec. 31, 1972	65,781.14
PUBLIC WORKS				PRIOR YEARS TAXES OUTSTANDING	
Streets and Drainage 74,054.72				Balance January 1, 1972	59,952.79
Sewers and Sewage Processing				Collected in 1972	58,540.62
Garbage and Trash Disposal 26,500.00				Cancelled, Abated or Adjusted 1972	
Public Buildings and Grounds 6,225.00				Transfers to Tax Title Liens or Foreclosed	
Other Public Works 6,000.00				Balance December 31, 1972	1,412.17
HEALTH and WELFARE				TAX TITLE LIENS OUTSTANDING	
Health Services Except Environmental 2,800.00				Balance January 1, 1972	23,007.12
Welfare-Public Assistance 1,150.00				Transfers From Taxes	
Hospitals, Clinics, First Aid				Redeemed in 1972	7,485.82
Animal, Insect, & Rodent Control 600.00				Cancelled, Abated or Adjusted (1972)	
Other Welfare Services				Transfers to Foreclosed Property	
RECREATION and CONSERVATION				Balance December 31, 1972	15,521.30
Beaches and Boardwalks				PROPERTY ACQUIRED BY DEED OR	
Parks, Playgrounds, Shade Trees 4,439.00				FORECLOSURE	
Land Reclamation & Conservation				Balance January 1, 1972	36,346.84
Other Recreational Services 1,254.90				Transfers From Taxes or Liens	
EDUCATION (excluding schools)				Sale for Cash (1972)	26,488.00
Libraries 1,100.00				Cancelled, Abated or Adjusted (1972)	
Other Educational Services				Balance December 31, 1972	9,658.84
STATUTORY EXPENDITURES				CURRENT FINANCES DECEMBER 31, 1972	
Pensions & F. I. C. A. 15,595.00				ASSETS	
Employee Fringe Benefits 500.00				Cash Dec. 31, 1972	308,598.73
Other Statutory Expenditures				Taxes Receivable	67,548.94
MUNICIPAL FUNCTIONS TOTAL 373,253.31				Tax Title Liens	15,521.30
CAPITAL IMPROVEMENTS *MEMO* 25,000.00				Foreclosed Property	9,858.84
DEBT SERVICE				Emergencies & Other Deferred Charges	7,102.72
Principal Payments				State Aid Receivable	15,815.93
Interest Payments				Other Receivables	5,255.52
DEFERRED CHARGES 17,618.44				Total	429,701.58
SCHOOL, COUNTY, SPECIAL DISTRICT TAXES 928,039.69				LIABILITIES, RESERVES, AND SURPLUS	
RESERVE FOR UNCOLLECTED TAXES 105,679.45				Cash Liabilities	82,309.48
EMERGENCY EMPLOYMENT ACT OF 1971				Reserves for Receivables	98,184.60
EXPENDITURES TOTAL 1,428,630.89				Surplus Dec. 31,	249,207.90
				Total	429,701.58

1971/3000

▽

0411

Population 1970 4,492
 Population 1972 4,840
 S & P Rating
 Moody Rating

General Tax Rate Per \$100. 6.95
 State Equalized Tax Rate 4.44

CLEMENTON BOROUGH — CAMDEN COUNTY

Form of Government:

Borough Council

Number of Members on Governing Body 6

PER CAPITA:

Gross Debt 325.01
 Net Debt 30.27
 Debt Service 3.07
 Total Tax Levy 261.67
 Municipal Expenditures 102.07

PER CENT:

Gross Debt 6.11
 Net Debt .57
 Tax Levy Collected 54.17
 Tax Levy Cancelled, Abated or Adjusted .38

EXPENDITURES		REVENUES-REALIZED		1972 PROPERTY TAX	
GENERAL GOVERNMENT		1972 Property Taxes Collected		STATE EQUALIZED TAX RATE	
Governing Body & Public Boards		1,194,046.36		Local District School Taxes .80	
Municipal Clerk				Regional & Consolidated School Tax 1.70	
Financial Administration	5,530.00	1972 Payments in Lieu of Taxes		School Taxes in Municipal Budget	
Assessment of Taxes	5,550.00	Delinquent Tax & Lien Collections		County Taxes 1.03	
Collection of Taxes	13,750.00	Business Personalty Replacement Taxes		County Library Taxes .03	
Planning, Housing & Development	4,950.00	Taxes from Public Utilities		Local Municipal Purpose Taxes .79	
Human Resources	300.00	Other Miscellaneous Tax Revenues		Veteran & Senior Citizen Taxes .10	
Elections	1,040.00	State Aid Revenues		Total Taxes for Rate Computation 4.45	
General Administration (other)	58,084.00	Federal Aid Revenues		Special District Taxes	
JUDICIARY		State and Local Fiscal Assistance Act Utilized		Bank Stock Taxes	
Municipal Courts	6,800.00	Sale of Acquired Property		Added and Omitted Taxes	
PUBLIC SAFETY		Other Miscellaneous Revenues		Total Taxes Levied - ABSTRACT	
Fire Protection	9,050.00	Other Revenues, Revenue Sharing Tax Effort		Total Taxes Billed	
Police Protection	121,401.50	Total		1972 TAXES COLLECTED	
Civil Defense & Disaster Control	1,355.00	Prior Years Surplus Appropriated		1972 Taxes Cancelled, Abated or Adjusted	
Environmental Inspection & Control	3,550.00	REVENUES TOTAL		Transfer to Tax Title Liens or Foreclosed	
Other Public Safety		CAPITAL OUTLAY TOTAL		Balance Outstanding Dec. 31, 1972	
PUBLIC WORKS				PRIOR YEARS TAXES OUTSTANDING	
Streets and Drainage	67,245.00	Public Enterprises		Balance January 1, 1972	
Sewers and Sewage Processing		Recreation—Culture		Collected in 1972	
Garbage and Trash Disposal	28,925.00	Public Works		Cancelled, Abated or Adjusted 1972	
Public Buildings and Grounds	8,200.00	Buildings and Grounds		Transfers to Tax Title Liens or Foreclosed	
Other Public Works		Library and Education		Balance December 31, 1972	
HEALTH and WELFARE		Conservation		TAX TITLE LIENS OUTSTANDING	
Health Services Except Environmental	1,200.00	All Other		Balance January 1, 1972	
Welfare-Public Assistance	3,300.00	CAPITAL DEBT AUTHORIZED, DECEMBER 31, 1972		Transfers From Taxes	
Hospitals, Clinics, First Aid		ISSUED AND UNISSUED GROSS DEBT NET DEBT		Redeemed in 1972	
Animal, Insect, & Rodent Control	1,200.00	School 783,545		Cancelled, Abated or Adjusted (1972)	
Other Welfare Services	100.00	Self-Liquidating 342,500		Transfers to Foreclosed Property	
RECREATION and CONSERVATION		Other 447,000		Balance December 31, 1972	
Beaches and Boardwalks		Total 1,573,045		PROPERTY ACQUIRED BY DEED OR FORECLOSURE	
Parks, Playgrounds, Shade Trees	2,400.00	ISSUED AND OUTSTANDING		Balance January 1, 1972	
Land Reclamation & Conservation		School 783,545.58		Transfers From Taxes or Liens	
Other Recreational Services	1,500.00	Self-Liquidating 342,500.00		Sale for Cash (1972)	
EDUCATION (excluding schools)		Other 440,500.00		Cancelled, Abated or Adjusted (1972)	
Libraries	2,800.00	Total 1,566,545.58		Balance December 31, 1972	
Other Educational Services		EQUALIZED VALUATION BASIS FOR NET DEBT COMPUTATION		CURRENT FINANCES DECEMBER 31, 1972	
STATUTORY EXPENDITURES		REAL PROPERTY VALUATIONS		ASSETS	
Pensions & F. I. C. A.	11,581.00	Code Class # of Parcels % VAL'N		Cash Dec. 31, 1972	
Employee Fringe Benefits	4,706.00	1 Vacant Land 363 2.31		Taxes Receivable	
Other Statutory Expenditures		2 Residential 1237 60.87		Tax Title Liens	
MUNICIPAL FUNCTIONS TOTAL	364,517.50	3 Farm		Foreclosed Property	
CAPITAL IMPROVEMENTS *MEMO*	8,000.00	4a Commercial 77 21.20		Emergencies & Other Deferred Charges	
DEBT SERVICE		4b Industrial 4 .50		State Aid Receivable	
Principal Payments	5,000.00	4c Apartments 5 15.12		Other Receivables	
Interest Payments	5,865.00	1686 Total		Total	
DEFERRED CHARGES		Land Area 1.91 Sq. Miles		LIABILITIES, RESERVES, AND SURPLUS	
SCHOOL, COUNTY, SPECIAL DISTRICT TAXES	1,022,302.92	Net Valuation Taxable-Municipal		Cash Liabilities	
RESERVE FOR UNCOLLECTED TAXES	114,617.50	Net Valuation Taxable-County		Reserves for Receivables	
EMERGENCY EMPLOYMENT ACT OF 1971		State Equalization Ratio		Surplus Dec. 31,	
EXPENDITURES TOTAL	1,516,302.92			Total	

0206

Population 1970 188
 Population 1972 18,980
 S & P Rating
 Moody Rating

General Tax Rate Per \$100.
2.59
 State Equalized Tax Rate
2.46

CLIFFSIDE PARK BOROUGH — BERGEN COUNTY

Form of Government:
 Borough Council
 Number of Members on Governing Body 6

PER CAPITA:
 Gross Debt 69.39
 Net Debt 38.30
 Debt Service 2.70
 Total Tax Levy 222.88
 Municipal Expenditures 181.77
 PER CENT:
 Gross Debt .86
 Net Debt .47
 Tax Levy Collected 96.33
 Tax Levy Cancelled, Abated or Adjusted 1.21

EXPENDITURES		REVENUES-REALIZED		1972 PROPERTY TAX	
GENERAL GOVERNMENT		1972 Property Taxes Collected		STATE EQUALIZED TAX RATE	
Governing Body & Public Boards		1972 Payments in Lieu of Taxes		Local District School Taxes .70	
Municipal Clerk	6,300.00	Delinquent Tax & Lien Collections		Regional & Consolidated School Tax	
Financial Administration	16,523.00	Business Personalty Replacement Taxes		School Taxes in Municipal Budget	
Assessment of Taxes	36,475.00	Taxes from Public Utilities		County Taxes .33	
Collection of Taxes	10,000.00	Other Miscellaneous Tax Revenues		County Library Taxes	
Planning, Housing & Development		State Aid Revenues		Local Municipal Purpose Taxes 1.41	
Human Resources		Federal Aid Revenues		Veteran & Senior Citizen Taxes .05	
Elections		State and Local Fiscal Assistance Act Utilized		Total Taxes for Rate Computation 2.45	
General Administration (other)	137,375.00	Sale of Acquired Property		Special District Taxes	
JUDICIARY		Other Miscellaneous Revenues		Bank Stock Taxes	
Municipal Courts	11,560.00	Other Revenues, Revenue Sharing Tax Effort		Added and Omitted Taxes	
PUBLIC SAFETY		Prior Years Surplus Appropriated		Total Taxes Levied - ABSTRACT	
Fire Protection	277,860.00	REVENUES TOTAL		Total Taxes Billed	
Police Protection	472,319.00	CAPITAL OUTLAY TOTAL		1972 TAXES COLLECTED	
Civil Defense & Disaster Control	3,060.00	Public Enterprises		1972 Taxes Cancelled, Abated or Adjusted	
Environmental Inspection & Control	5,650.00	Recreation—Culture		Transfer to Tax Title Liens or Foreclosed	
Other Public Safety		Public Works		Balance Outstanding Dec. 31, 1972	
PUBLIC WORKS		Buildings and Grounds		PRIOR YEARS TAXES OUTSTANDING	
Streets and Drainage	407,402.81	Library and Education		Balance January 1, 1972	
Sewers and Sewage Processing	27,700.00	Conservation		Collected in 1972	
Garbage and Trash Disposal	161,460.00	All Other		Cancelled, Abated or Adjusted 1972	
Public Buildings and Grounds	27,100.00	CAPITAL DEBT AUTHORIZED, DECEMBER 31, 1972		Transfers to Tax Title Liens or Foreclosed	
Other Public Works		ISSUED AND UNISSUED GROSS DEBT NET DEBT		Balance December 31, 1972	
HEALTH and WELFARE		School		TAX TITLE LIENS OUTSTANDING	
Health Services Except Environmental	45,060.00	Self-liquidating		Balance January 1, 1972	
Welfare-Public Assistance	5,350.00	Other		Transfers From Taxes	
Hospitals, Clinics, First Aid		Total		Redeemed in 1972	
Animal, Insect, & Rodent Control		ISSUED AND OUTSTANDING		Cancelled, Abated or Adjusted (1972)	
Other Welfare Services		School		Transfers to Foreclosed Property	
RECREATION and CONSERVATION		Self-Liquidating		Balance December 31, 1972	
Beaches and Boardwalks		Other		PROPERTY ACQUIRED BY DEED OR FORECLOSURE	
Parks, Playgrounds, Shade Trees	8,716.00	Total		Balance January 1, 1972	
Land Reclamation & Conservation		EQUALIZED VALUATION BASIS		Transfers From Taxes or Liens	
Other Recreational Services	36,043.00	FOR NET DEBT COMPUTATION		Sale for Cash (1972)	
EDUCATION (excluding schools)		REAL PROPERTY VALUATIONS		Cancelled, Abated or Adjusted (1972)	
Libraries	55,000.00	Code Class # of Parcels % VAL'N		Balance December 31, 1972	
Other Educational Services		1 Vacant Land 149 8.38		CURRENT FINANCES DECEMBER 31, 1972	
STATUTORY EXPENDITURES		2 Residential 3031 66.97		ASSETS	
Pensions & F. I. C. A.	157,846.73	3 Farm		Cash Dec. 31, 1972	
Employee Fringe Benefits	40,000.00	4a Commercial 226 10.89		Taxes Receivable	
Other Statutory Expenditures		4b Industrial 17 1.77		Tax Title Liens	
MUNICIPAL FUNCTIONS		4c Apartments 128 11.99		Foreclosed Property	
CAPITAL IMPROVEMENTS	70,000.00	3551 Total		Emergencies & Other Deferred Charges	
DEBT SERVICE		Land Area 1.00 Sq. Miles		State Aid Receivable	
Principal Payments	35,000.00	Net Valuation Taxable-Municipal		Other Receivables	
Interest Payments	16,332.50	Net Valuation Taxable-County		Total	
DEFERRED CHARGES	1,161,016.28	State Equalization Ratio		LIABILITIES, RESERVES, AND SURPLUS	
SCHOOL, COUNTY, SPECIAL DISTRICT TAXES	1,776,732.23			Cash Liabilities	
RESERVE FOR UNCOLLECTED TAXES	173,304.45			Reserves for Receivables	
EMERGENCY EMPLOYMENT ACT OF 1971	115,421.00			Surplus Dec. 31,	
EXPENDITURES TOTAL	5,226,807.00			Total	

1602

Population 1970 82,437
 Population 1972 82,730
 S & P Rating AA
 Moody Rating A

General Tax Rate Per \$100. 2.33
 State Equalized Tax Rate 2.30

CLIFTON CITY — PASSAIC COUNTY

Form of Government:

Council-Manager (1923)

Number of Members on Governing Body 7

PER CAPITA:

Gross Debt 247.59
 Net Debt 136.58
 Debt Service 20.88
 Total Tax Levy 279.05
 Municipal Expenditures 172.58

PER CENT:

Gross Debt 2.30
 Net Debt 1.27
 Tax Levy Collected 96.12
 Tax Levy Cancelled, Abated or Adjusted .71

EXPENDITURES		REVENUES-REALIZED		1972 PROPERTY TAX	
GENERAL GOVERNMENT		1972 Property Taxes Collected		STATE EQUALIZED TAX RATE	
Governing Body & Public Boards	30,599.40	22,632,475.47		Local District School Taxes	1.01
Municipal Clerk		1972 Payments in Lieu of Taxes		Regional & Consolidated School Tax	
Financial Administration	54,536.21	439,571.98		School Taxes in Municipal Budget	.09
Assessment of Taxes	118,900.33	Delinquent Tax & Lien Collections		County Taxes	.74
Collection of Taxes	74,825.43	2,684,505.12		County Library Taxes	
Planning, Housing & Development	21,190.28	Business Personalty Replacement Taxes		Local Municipal Purpose Taxes	.42
Human Resources	375.00	Taxes from Public Utilities		Veteran & Senior Citizen Taxes	.05
Elections	14,225.00	Other Miscellaneous Tax Revenues		Total Taxes for Rate Computation	2.31
General Administration (other)	771,316.87	State Aid Revenues		Special District Taxes	
JUDICIARY		Federal Aid Revenues		Bank Stock Taxes	46,128.07
Municipal Courts	75,848.90	State and Local Fiscal Assistance Act Utilized		Added and Omitted Taxes	80,140.28
PUBLIC SAFETY		Sale of Acquired Property		Total Taxes Levied - ABSTRACT	23,085,536.12
Fire Protection	2,224,637.28	Other Miscellaneous Revenues		Total Taxes Billed	22,546,770.43
Police Protection	2,146,446.93	Other Revenues, Revenue Sharing Tax Effort		1972 TAXES COLLECTED	22,632,475.47
Civil Defense & Disaster Control	13,593.22	Prior Years Surplus Appropriated		1972 Taxes Cancelled, Abated or Adjusted	167,872.51
Environmental Inspection & Control	59,522.73	REVENUES TOTAL		Transfer to Tax Title Liens or Foreclosed	4,859.43
Other Public Safety	59,500.00	CAPITAL OUTLAY TOTAL		Balance Outstanding Dec. 31, 1972	741,563.02
PUBLIC WORKS		Public Enterprises		PRIOR YEARS TAXES OUTSTANDING	
Streets and Drainage	1,205,677.80	Recreation—Culture		Balance January 1, 1972	880,504.98
Sewers and Sewage Processing	120,414.74	Public Works		Collected in 1972	432,829.08
Garbage and Trash Disposal	586,533.33	Buildings and Grounds		Cancelled, Abated or Adjusted 1972	57,773.06
Public Buildings and Grounds	64,427.07	Library and Education		Transfers to Tax Title Liens or Foreclosed	175.77
Other Public Works	53,638.37	Conservation		Balance December 31, 1972	389,727.07
HEALTH and WELFARE		All Other		TAX TITLE LIENS OUTSTANDING	
Health Services Except Environmental	223,524.87	CAPITAL DEBT AUTHORIZED, DECEMBER 31, 1972		Balance January 1, 1972	38,642.55
Welfare-Public Assistance	19,045.41	ISSUED AND UNISSUED GROSS DEBT NET DEBT		Transfers From Taxes	5,035.20
Hospitals, Clinics, First Aid		School 6,806,538		Redeemed in 1972	6,742.90
Animal, Insect, & Rodent Control	20,730.56	Self-liquidating 3,149,000		Cancelled, Abated or Adjusted (1972)	
Other Welfare Services	125.00	Other 10,527,361		Transfers to Foreclosed Property	
RECREATION and CONSERVATION		Total 20,482,900		Balance December 31, 1972	36,534.85
Beaches and Boardwalks		ISSUED AND OUTSTANDING		PROPERTY ACQUIRED BY DEED OR FORECLOSURE	
Parks, Playgrounds, Shade Trees	103,290.42	School 6,806,000.00		Balance January 1, 1972	194,524.00
Land Reclamation & Conservation		Self-Liquidating 3,149,000.00		Transfers From Taxes or Liens	
Other Recreational Services	276,143.55	Other 7,375,000.00		Sale for Cash (1972)	150,700.00
EDUCATION (excluding schools)		Total 17,334,000.00		Cancelled, Abated or Adjusted (1972)	
Libraries	422,215.38	EQUALIZED VALUATION BASIS		Balance December 31, 1972	43,824.00
Other Educational Services		FOR NET DEBT COMPUTATION		CURRENT FINANCES DECEMBER 31, 1972	
STATUTORY EXPENDITURES		REAL PROPERTY VALUATIONS		ASSETS	
Pensions & F. I. C. A.	864,251.63	Code Class # of Parcels % VAL'N ASSESSED VALUATION		Cash Dec. 31, 1972	4,514,366.49
Employee Fringe Benefits	250,500.00	1 Vacant Land 594 1.31 13,133,000.00		Taxes Receivable	1,131,290.09
Other Statutory Expenditures		2 Residential 18376 60.14 601,449,900.00		Tax Title Liens	36,534.85
MUNICIPAL FUNCTIONS TOTAL	9,916,636.11	3 Farm 10 .03 305,600.00		Foreclosed Property	43,824.00
CAPITAL IMPROVEMENTS *MEMO*	116,700.00	4a Commercial 1208 16.40 164,015,400.00		Emergencies & Other Deferred Charges	77,610.00
DEBT SERVICE		4b Industrial 334 17.82 178,212,300.00		State Aid Receivable	38,983.80
Principal Payments	1,176,000.00	4c Apartments 87 4.29 42,512,800.00		Other Receivables	70,720.47
Interest Payments	551,086.25	20609 Total 1,000,029,000.00		Total	5,513,129.70
TYPE I SCHL DEBT *MEMO	928,571.00	Land Area 11.20 Sq. Miles		LIABILITIES, RESERVES, AND SURPLUS	
DEFERRED CHARGES	111,588.77	Net Valuation Taxable-Municipal		Cash Liabilities	1,142,754.22
SCHOOL, COUNTY, SPECIAL DISTRICT TAXES	18,722,855.58	1,009,361,100.00		Reserves for Receivables	1,282,769.41
RESERVE FOR UNCOLLECTED TAXES	2,009,548.98	Net Valuation Taxable-County		Surplus Dec. 31,	3,486,566.07
EMERGENCY EMPLOYMENT ACT OF 1971	512,500.00	1,107,227,195.00		Total	5,513,129.70
EXPENDITURES TOTAL	33,000,215.69	State Equalization Ratio 99.10			

1971/3000

* ABOVE DEBT SERVICE INCLUDES TYPE I SCHOOL DEBT

1005

Population 1970 1,742
 Population 1972 1,855
 S & P Rating
 Moody Rating BAA

General Tax Rate Per \$100. 3.67
 State Equalized Tax Rate 3.26

CLINTON TOWN — HUNTERDON COUNTY

Form of Government:

Town Council

Number of Members on Governing Body 7

PER CAPITA:
 Gross Debt 1,596.32
 Net Debt 245.31
 Debt Service
 Total Tax Levy 369.03
 Municipal Expenditures 145.28

PER CENT:
 Gross Debt 17.06
 Net Debt 2.62
 Tax Levy Collected 91.97
 Tax Levy Cancelled, Abated or Adjusted .26

EXPENDITURES		REVENUES-REALIZED		1972 PROPERTY TAX	
GENERAL GOVERNMENT		1972 Property Taxes Collected		STATE EQUALIZED TAX RATE	
Governing Body & Public Boards		632,718.00		Local District School Taxes 1.55	
Municipal Clerk				Regional & Consolidated School Tax .87	
Financial Administration	5,000.00	1972 Payments in Lieu of Taxes		School Taxes in Municipal Budget	
Assessment of Taxes	2,800.00	46,702.61		County Taxes .41	
Collection of Taxes	2,100.00	Business Personalty Replacement Taxes		County Library Taxes .02	
Planning, Housing & Development	6,180.00	27,081.67		Local Municipal Purpose Taxes .36	
Human Resources	5,800.00	Taxes from Public Utilities		Veteran & Senior Citizen Taxes .05	
Elections		15,079.07		Total Taxes for Rate Computation 3.26	
General Administration (other)	40,850.00	Other Miscellaneous Tax Revenues		Special District Taxes	
JUDICIARY		7,190.17		Bank Stock Taxes	
Municipal Courts	4,900.00	Federal Aid Revenues		Added and Omitted Taxes	
PUBLIC SAFETY		State and Local Fiscal Assistance Act Utilized		Total Taxes Levied - ABSTRACT	
Fire Protection	9,100.00	Sale of Acquired Property		Total Taxes Billed	
Police Protection	49,000.00	Other Miscellaneous Revenues		1972 TAXES COLLECTED	
Civil Defense & Disaster Control	100.00	Other Revenues, Revenue Sharing Tax Effort		1972 Taxes Cancelled, Abated or Adjusted	
Environmental Inspection & Control	2,250.00	Total		Transfer to Tax Title Liens or Foreclosed	
Other Public Safety		767,510.62		Balance Outstanding Dec. 31, 1972	
PUBLIC WORKS		Prior Years Surplus Appropriated		PRIOR YEARS TAXES OUTSTANDING	
Streets and Drainage	31,800.00	REVENUES TOTAL		Balance January 1, 1972	
Sewers and Sewage Processing		7,435.07		Collected in 1972	
Garbage and Trash Disposal	20,000.00	CAPITAL OUTLAY TOTAL		Cancelled, Abated or Adjusted 1972	
Public Buildings and Grounds	6,550.00			Transfers to Tax Title Liens or Foreclosed	
Other Public Works		Public Enterprises		Balance December 31, 1972	
HEALTH and WELFARE		Recreation—Culture		TAX TITLE LIENS OUTSTANDING	
Health Services Except Environmental	3,100.00	Public Works		Balance January 1, 1972	
Welfare-Public Assistance	410.00	Buildings and Grounds		Transfers From Taxes	
Hospitals, Clinics, First Aid		Library and Education		Redeemed in 1972	
Animal, Insect, & Rodent Control		Conservation		Cancelled, Abated or Adjusted (1972)	
Other Welfare Services		All Other		Transfers to Foreclosed Property	
RECREATION and CONSERVATION		CAPITAL DEBT AUTHORIZED, DECEMBER 31, 1972		Balance December 31, 1972	
Beaches and Boardwalks		ISSUED AND UNISSUED GROSS DEBT NET DEBT		PROPERTY ACQUIRED BY DEED OR FORECLOSURE	
Parks, Playgrounds, Shade Trees	5,400.00	School 2,961,181 455,046		Balance January 1, 1972	
Land Reclamation & Conservation		Self-liquidating		Transfers From Taxes or Liens	
Other Recreational Services	4,000.00	Other		Sale for Cash (1972)	
EDUCATION (excluding schools)		Total 2,961,181 455,046		Cancelled, Abated or Adjusted (1972)	
Libraries	250.00	ISSUED AND OUTSTANDING		Transfers to Foreclosed Property	
Other Educational Services	300.00	School 1,872,572.67		Balance December 31, 1972	
STATUTORY EXPENDITURES		Self-Liquidating		CURRENT FINANCES DECEMBER 31, 1972	
Pensions & F. I. C. A.	4,185.00	Other		ASSETS	
Employee Fringe Benefits	750.00	Total 1,872,572.67		Cash Dec. 31, 1972	
Other Statutory Expenditures		EQUALIZED VALUATION BASIS		Taxes Receivable	
MUNICIPAL FUNCTIONS		FOR NET DEBT COMPUTATION		Tax Title Liens	
CAPITAL IMPROVEMENTS	10,000.00	REAL PROPERTY VALUATIONS		Foreclosed Property	
DEBT SERVICE		Code Class # of Parcels % VAL'N ASSESSED VALUATION		Emergencies & Other Deferred Charges	
Principal Payments		1 Vacant Land 75 5.70 1,019,300.00		State Aid Receivable	
Interest Payments		2 Residential 462 69.25 12,375,600.00		Other Receivables	
DEFERRED CHARGES	839.78	3 Farm 12 1.17 208,100.00		Total	
SCHOOL, COUNTY, SPECIAL DISTRICT TAXES	580,749.02	4a Commercial 89 23.34 4,171,700.00		LIABILITIES, RESERVES, AND SURPLUS	
RESERVE FOR UNCOLLECTED TAXES	63,431.20	4b Industrial		Cash Liabilities	
EMERGENCY EMPLOYMENT ACT OF 1971		4c Apartments 2 .54 95,800.00		Reserves for Receivables	
EXPENDITURES	850,249.00	640 Total 17,870,500.00		Surplus Dec. 31,	
		Land Area 1.30 Sq. Miles		Total	
		Net Valuation Taxable-Municipal			
		Net Valuation Taxable-County			
		State Equalization Ratio			

1006

Population 1970 5,119
 Population 1972 5,580
 S & P Rating
 Moody Rating

General Tax Rate Per \$100. 3.40
 State Equalized Tax Rate 3.12

CLINTON TOWNSHIP — HUNTERDON COUNTY
 Form of Government:
 Small Municipality Plan C (OMCL50)
 Number of Members on Governing Body 5

PER CAPITA: 385.25
 Gross Debt
 Net Debt
 Debt Service
 Total Tax Levy 378.23
 Municipal Expenditures 102.19
 PER CENT: 3.86
 Gross Debt
 Net Debt
 Tax Levy Collected 93.14
 Tax Levy Cancelled, Abated or Adjusted .61

EXPENDITURES		REVENUES-REALIZED		1972 PROPERTY TAX	
GENERAL GOVERNMENT		1972 Property Taxes Collected		STATE EQUALIZED TAX RATE — 1.60	
Governing Body & Public Boards		1972 Payments in Lieu of Taxes	1,968,224.65	Local District School Taxes	1,059,898.00
Municipal Clerk	4,745.00	Delinquent Tax & Lien Collections	106,228.58	Regional & Consolidated School Tax	605,853.89
Financial Administration	6,620.00	Business Personalty Replacement Taxes	47,580.28	School Taxes in Municipal Budget	
Assessment of Taxes	7,054.00	Taxes from Public Utilities	102,695.49	County Taxes	285,567.37
Collection of Taxes	32,530.00	Other Miscellaneous Tax Revenues		County Library Taxes	13,897.82
Planning, Housing & Development		State Aid Revenues	30,208.23	Local Municipal Purpose Taxes	72,341.82
Human Resources		Federal Aid Revenues		Veteran & Senior Citizen Taxes	24,250.00
Elections		State and Local Fiscal Assistance Act Utilized		Total Taxes for Rate Computation	2,061,808.90
General Administration (other)	55,813.16	Sale of Acquired Property	102,521.41	Special District Taxes	
JUDICIARY		Other Miscellaneous Revenues	35,302.81	Bank Stock Taxes	991.51
Municipal Courts	9,535.29	Other Revenues, Revenue Sharing Tax Effort	2,392,761.45	Added and Omitted Taxes	71,591.08
PUBLIC SAFETY		Prior Years Surplus Appropriated	255,000.00	Total Taxes Levied - ABSTRACT	2,110,541.45
Fire Protection	15,120.00	REVENUES TOTAL	2,647,761.45	Total Taxes Billed	2,113,286.60
Police Protection	50,600.00	CAPITAL OUTLAY TOTAL	26,424.75	1972 TAXES COLLECTED	1,068,224.65
Civil Defense & Disaster Control	350.00	Public Enterprises		1972 Taxes Cancelled, Abated or Adjusted	12,857.11
Environmental Inspection & Control	5,400.00	Recreation—Culture	3,292.75	Transfer to Tax Title Liens or Foreclosed	6.80
Other Public Safety		Public Works	23,132.00	Balance Outstanding Dec. 31, 1972	132,198.04
PUBLIC WORKS		Buildings and Grounds		PRIOR YEARS TAXES OUTSTANDING	
Streets and Drainage	105,988.67	Library and Education		Balance January 1, 1972	112,660.86
Sewers and Sewage Processing		Conservation		Collected in 1972	106,228.58
Garbage and Trash Disposal	14,700.51	All Other		Cancelled, Abated or Adjusted 1972	5,985.53
Public Buildings and Grounds	7,000.00			Transfers to Tax Title Liens or Foreclosed	
Other Public Works				Balance December 31, 1972	446.75
HEALTH and WELFARE				TAX TITLE LIENS OUTSTANDING	
Health Services Except Environmental	2,888.50			Balance January 1, 1972	156.91
Welfare-Public Assistance	2,290.00			Transfers From Taxes	6.80
Hospitals, Clinics, First Aid				Redeemed in 1972	
Animal, Insect, & Rodent Control				Cancelled, Abated or Adjusted (1972)	
Other Welfare Services				Transfers to Foreclosed Property	
RECREATION and CONSERVATION				Balance December 31, 1972	163.71
Beaches and Boardwalks				PROPERTY ACQUIRED BY DEED OR	
Parks, Playgrounds, Shade Trees	1,576.83			FORECLOSURE	
Land Reclamation & Conservation	10,900.00			Balance January 1, 1972	
Other Recreational Services				Transfers From Taxes or Liens	
EDUCATION (excluding schools)				Sale for Cash (1972)	
Libraries				Cancelled, Abated or Adjusted (1972)	
Other Educational Services				Balance December 31, 1972	
STATUTORY EXPENDITURES				CURRENT FINANCES DECEMBER 31, 1972	
Pensions & F. I. C. A.	12,938.57			ASSETS	
Employee Fringe Benefits	5,056.99			Cash Dec. 31, 1972	1,255,719.58
Other Statutory Expenditures				Taxes Receivable	132,644.75
MUNICIPAL FUNCTIONS TOTAL	351,511.52			Tax Title Liens	163.71
CAPITAL IMPROVEMENTS *MEMO*	90,113.67			Foreclosed Property	
DEBT SERVICE				Emergencies & Other Deferred Charges	20,089.90
Principal Payments				State Aid Receivable	320.00
Interest Payments				Other Receivables	3,992.65
				Total	1,412,931.03
DEFERRED CHARGES	12,808.52			LIABILITIES, RESERVES, AND SURPLUS	
SCHOOL, COUNTY, SPECIAL DISTRICT TAXES	1,565,217.08			Cash Liabilities	884,583.88
RESERVE FOR UNCOLLECTED TAXES	205,882.13			Reserves for Receivables	136,801.15
EMERGENCY EMPLOYMENT ACT OF 1971				Surplus Dec. 31,	391,146.00
EXPENDITURES TOTAL	2,535,420.25			Total	1,412,931.03

0207

Population 1970 8,604
 Population 1972 8,660
 S & P Rating
 Moody Rating

General Tax Rate Per \$100. 4.28
 State Equalized Tax Rate 3.09

CLOSTER BOROUGH — BERGEN COUNTY

Form of Government:

Borough Council

Number of Members on Governing 6

PER CAPITA:

Gross Debt 1,078.67
 Net Debt 898.31
 Debt Service 5.36
 Total Tax Levy 422.35
 Municipal Expenditures 186.64

PER CENT:

Gross Debt 8.73
 Net Debt 7.27
 Tax Levy Collected 97.23
 Tax Levy Cancelled, Abated or Adjusted .06

EXPENDITURES		REVENUES-REALIZED		1972 PROPERTY TAX	
GENERAL GOVERNMENT		1972 Property Taxes Collected		STATE EQUALIZED TAX RATE	
Governing Body & Public Boards			3,563,003.61	Local District School Taxes	.78
Municipal Clerk		1972 Payments in Lieu of Taxes	8,316.27	Regional & Consolidated School Tax	.96
Financial Administration	9,150.00	Delinquent Tax & Lien Collections	71,734.37	School Taxes in Municipal Budget	
Assessment of Taxes	7,480.00	Business Personalty Replacement Taxes	57,899.30	County Taxes	.35
Collection of Taxes	35,700.00	Taxes from Public Utilities	205,833.59	County Library Taxes	
Planning, Housing & Development	7,950.00	Other Miscellaneous Tax Revenues	33,946.06	Local Municipal Purpose Taxes	.95
Human Resources		State Aid Revenues		Veteran & Senior Citizen Taxes	.05
Elections	1,000.00	Federal Aid Revenues		Total Taxes for Rate Computation	3.09
General Administration (other)	121,700.00	State and Local Fiscal Assistance Act Utilized		Special District Taxes	
JUDICIARY		Sale of Acquired Property	77,210.74	Bank Stock Taxes	7,282.80
Municipal Courts	4,563.18	Other Miscellaneous Revenues	37,130.07	Added and Omitted Taxes	13,291.15
PUBLIC SAFETY		Other Revenues, Revenue Sharing Tax Effort	4,055,074.01	Total Taxes Levied - ABSTRACT	3,657,590.86
Fire Protection	101,550.00	Prior Years Surplus Appropriated	83,000.00	Total Taxes Billed	3,664,549.19
Police Protection	301,700.00	REVENUES TOTAL	4,138,074.01	1972 TAXES COLLECTED	3,563,003.61
Civil Defense & Disaster Control	150.00	CAPITAL OUTLAY TOTAL	706,601.81	1972 Taxes Cancelled, Abated or Adjusted	2,304.78
Environmental Inspection & Control	6,126.00			Transfer to Tax Title Liens or Foreclosed	1,152.68
Other Public Safety				Balance Outstanding Dec. 31, 1972	98,088.12
PUBLIC WORKS				PRIOR YEARS TAXES OUTSTANDING	
Streets and Drainage	160,550.00	Public Enterprises		Balance January 1, 1972	114,732.91
Sewers and Sewage Processing	142,415.60	Recreation—Culture	702,302.51	Collected in 1972	72,546.22
Garbage and Trash Disposal	34,280.00	Public Works	4,499.30	Cancelled, Abated or Adjusted 1972	
Public Buildings and Grounds		Buildings and Grounds		Transfers to Tax Title Liens or Foreclosed	
Other Public Works		Library and Education		Balance December 31, 1972	42,186.69
HEALTH and WELFARE		Conservation		TAX TITLE LIENS OUTSTANDING	
Health Services Except Environmental	19,250.00	All Other		Balance January 1, 1972	5,724.72
Welfare-Public Assistance	700.00	CAPITAL DEBT AUTHORIZED, DECEMBER 31, 1972		Transfers From Taxes	1,264.42
Hospitals, Clinics, First Aid	3,000.00	ISSUED AND UNISSUED		Redeemed in 1972	45.45
Animal, Insect, & Rodent Control		School	1,539,117	Cancelled, Abated or Adjusted (1972)	
Other Welfare Services		Self-liquidating		Transfers to Foreclosed Property	
RECREATION and CONSERVATION		Other	7,802,127	Balance December 31, 1972	6,543.65
Beaches and Boardwalks		Total	9,341,245	PROPERTY ACQUIRED BY DEED OR FORECLOSURE	
Parks, Playgrounds, Shade Trees	7,450.00	ISSUED AND OUTSTANDING		Balance January 1, 1972	125,331.25
Land Reclamation & Conservation		School	1,539,117.99	Transfers From Taxes or Liens	
Other Recreational Services	26,200.00	Self-Liquidating		Sale for Cash (1972)	
EDUCATION (excluding schools)		Other	6,463,180.00	Cancelled, Abated or Adjusted (1972)	
Libraries	42,200.00	Total	8,002,257.99	Balance December 31, 1972	125,331.25
Other Educational Services		EQUALIZED VALUATION BASIS		CURRENT FINANCES DECEMBER 31, 1972	
STATUTORY EXPENDITURES		FOR NET DEBT COMPUTATION	107,041,349.67	ASSETS	
Pensions & F. I. C. A.	64,782.83	REAL PROPERTY VALUATIONS		Cash Dec. 31, 1972	747,624.24
Employee Fringe Benefits	16,427.87	Code Class # of Parcels % VAL'N		Taxes Receivable	140,274.81
Other Statutory Expenditures		1 Vacant Land 222 3.24	2,738,550.00	Tax Title Liens	6,543.65
MUNICIPAL FUNCTIONS TOTAL	1,114,325.48	2 Residential 2325 80.92	68,358,550.00	Foreclosed Property	125,331.25
CAPITAL IMPROVEMENTS *MEMO*	177,500.00	3 Farm 6 .26	220,400.00	Emergencies & Other Deferred Charges	56,349.57
DEBT SERVICE		4a Commercial 86 11.78	5,557,800.00	State Aid Receivable	33,297.00
Principal Payments	29,088.16	4b Industrial 10 3.75	3,172,900.00	Other Receivables	27,934.28
Interest Payments	17,329.50	4c Apartments 1 .04	34,600.00	Total	1,137,754.84
DEFERRED CHARGES	29,044.53	Total	84,522,800.00	LIABILITIES, RESERVES, AND SURPLUS	
SCHOOL, COUNTY, SPECIAL DISTRICT TAXES	2,500,543.33	Land Area 3.17 Sq. Miles		Cash Liabilities	254,435.77
RESERVE FOR UNCOLLECTED TAXES	426,520.67	Net Valuation Taxable-Municipal	86,368,113.00	Reserves for Receivables	300,484.03
EMERGENCY EMPLOYMENT ACT OF 1971		Net Valuation Taxable-County	110,651,871.00	Surplus Dec. 31,	542,835.04
EXPENDITURES TOTAL	4,117,251.67	State Equalization Ratio	72.27	Total	1,137,754.84

0412

Population 1970 17,422
 Population 1972 17,450
 S & P Rating AA
 Moody Rating AA

General Tax Rate Per \$100. 3.84
 State Equalized Tax Rate 3.77

COLLINGSWOOD BOROUGH — CAMDEN COUNTY
 Form of Government:
 Commission (1911)
 Number of Members on Governing Body 3

PER CAPITA:
 Gross Debt 257.62
 Net Debt 72.83
 Debt Service 4.18
 Total Tax Levy 232.71
 Municipal Expenditures 86.40

PER CENT:
 Gross Debt 4.77
 Net Debt 1.35
 Tax Levy Collected 94.55
 Tax Levy Cancelled, Abated or Adjusted .72

EXPENDITURES		REVENUES-REALIZED		1972 PROPERTY TAX	
GENERAL GOVERNMENT		1972 Property Taxes Collected		STATE EQUALIZED TAX RATE →	
Governing Body & Public Boards		1972 Payments in Lieu of Taxes	3,838,654.59	Local District School Taxes 2.14	2,334,253.50
Municipal Clerk		Delinquent Tax & Lien Collections	181,419.73	Regional & Consolidated School Tax	
Financial Administration	5,500.00	Business Personalty Replacement Taxes	71,503.96	School Taxes in Municipal Budget	
Assessment of Taxes	9,980.00	Taxes from Public Utilities	199,589.58	County Taxes .91	554,858.30
Collection of Taxes	26,605.00	Other Miscellaneous Tax Revenues		County Library Taxes	
Planning, Housing & Development	3,650.00	State Aid Revenues	69,896.41	Local Municipal Purpose Taxes .65	705,024.72
Human Resources		Federal Aid Revenues	39,207.49	Veteran & Senior Citizen Taxes .05	55,160.00
Elections	2,425.00	State and Local Fiscal Assistance Act Utilized		Total Taxes for Rate Computation 3.75	4,133,296.52
General Administration (other)	102,290.00	Sale of Acquired Property		Special District Taxes	
JUDICIARY		Other Miscellaneous Revenues	81,470.87	Bank Stock Taxes	9,575.28
Municipal Courts	18,087.50	Other Revenues, Revenue Sharing Tax Effort	25,305.20	Added and Omitted Taxes	16,720.36
PUBLIC SAFETY		Total	4,507,488.23	Total Taxes Levied - ABSTRACT	4,060,832.16
Fire Protection	109,020.00	Prior Years Surplus Appropriated	273,000.00	Total Taxes Billed	4,060,010.43
Police Protection	320,280.00	REVENUES TOTAL	4,780,488.23	1972 TAXES COLLECTED	3,838,654.59
Civil Defense & Disaster Control	300.00	CAPITAL OUTLAY TOTAL	114,530.20	1972 Taxes Cancelled, Abated or Adjusted	25,235.68
Environmental Inspection & Control		Public Enterprises	78,736.12	Transfer to Tax Title Liens or Foreclosed	5,921.48
Other Public Safety		Recreation—Culture	3,463.20	Balance Outstanding Dec. 31, 1972	186,158.68
PUBLIC WORKS		Public Works	32,330.88	PRIOR YEARS TAXES OUTSTANDING	
Streets and Drainage	234,178.00	Buildings and Grounds		Balance January 1, 1972	180,721.09
Sewers and Sewage Processing		Library and Education		Collected in 1972	177,989.37
Garbage and Trash Disposal	26,600.00	Conservation		Cancelled, Abated or Adjusted 1972	300.73
Public Buildings and Grounds	15,850.00	All Other		Transfers to Tax Title Liens or Foreclosed	1,217.68
Other Public Works		CAPITAL DEBT AUTHORIZED, DECEMBER 31, 1972		Balance December 31, 1972	1,213.31
HEALTH and WELFARE		ISSUED AND UNISSUED GROSS DEBT NET DEBT		TAX TITLE LIENS OUTSTANDING	
Health Services Except Environmental	6,095.00	School 2,719,000	108,844	Balance January 1, 1972	7,850.34
Welfare-Public Assistance	4,490.00	Self-liquidating 614,500	1,162,000	Transfers From Taxes	7,316.61
Hospitals, Clinics, First Aid		Other 1,162,000	1,270,844	Redeemed in 1972	3,430.36
Animal, Insect, & Rodent Control		Total 4,495,500		Cancelled, Abated or Adjusted (1972)	
Other Welfare Services		ISSUED AND OUTSTANDING		Transfers to Foreclosed Property	
RECREATION and CONSERVATION		School 1,139,000.00		Balance December 31, 1972	11,736.59
Beaches and Boardwalks		Self-Liquidating 614,500.00		PROPERTY ACQUIRED BY DEED OR	
Parks, Playgrounds, Shade Trees	22,675.00	Other 1,162,000.00		FORECLOSURE	
Land Reclamation & Conservation		Total 2,915,500.00		Balance January 1, 1972	3,250.00
Other Recreational Services	9,637.00	EQUALIZED VALUATION BASIS		Transfers From Taxes or Liens	
EDUCATION (excluding schools)		FOR NET DEBT COMPUTATION	94,170,793.33	Sale for Cash (1972)	
Libraries	63,808.00	REAL PROPERTY VALUATIONS		Cancelled, Abated or Adjusted (1972)	
Other Educational Services		Code Class # of Parcels % VAL'N		Balance December 31, 1972	3,250.00
STATUTORY EXPENDITURES		1 Vacant Land 211 1.07	1,116,600.00	CURRENT FINANCES DECEMBER 31, 1972	
Pensions & F. I. C. A.	75,386.24	2 Residential 3830 69.80	73,001,000.00	ASSETS	
Employee Fringe Benefits	15,000.00	3 Farm		Cash Dec. 31, 1972	411,559.04
Other Statutory Expenditures		4a Commercial 341 13.20	13,802,400.00	Taxes Receivable	187,371.59
MUNICIPAL FUNCTIONS TOTAL	1,071,856.74	4b Industrial		Tax Title Liens	11,736.59
CAPITAL IMPROVEMENTS *MEMO*	52,000.00	4c Apartments 38 15.93	16,659,300.00	Foreclosed Property	3,250.00
DEBT SERVICE		4420 Total	104,575,300.00	Emergencies & Other Deferred Charges	34,218.74
Principal Payments	55,000.00	Land Area 1.86 Sq. Miles		State Aid Receivable	1,495.54
Interest Payments	17,897.81	Net Valuation Taxable-Municipal	107,526,521.00	Other Receivables	3,335.10
DEFERRED CHARGES	18,176.39	Net Valuation Taxable-County	98,333,945.00	Total	652,967.40
SCHOOL, COUNTY, SPECIAL DISTRICT TAXES	3,329,111.80	State Equalization Ratio	98.38	LIABILITIES, RESERVES, AND SURPLUS	
RESERVE FOR UNCOLLECTED TAXES	305,370.65			Cash Liabilities	156,466.85
EMERGENCY EMPLOYMENT ACT OF 1971	39,244.12			Reserves for Receivables	205,693.68
EXPENDITURES TOTAL	4,836,757.51			Surplus Dec. 31,	250,806.87
				Total	652,967.40

1309

Population 1970 5,819
 Population 1972 6,180
 S & P Rating
 Moody Rating

General Tax Rate Per \$100. 2.60
 State Equalized Tax Rate 2.58

COLTS NECK TOWNSHIP — MONMOUTH COUNTY

Form of Government:

Township Committee

Number of Members on Governing Body 5

PER CAPITA:

Gross Debt 711.22
 Net Debt 83.41
 Debt Service 3.92
 Total Tax Levy 411.03
 Municipal Expenditures 106.05

PER CENT:

Gross Debt 5.23
 Net Debt .61
 Tax Levy Collected 96.38
 Tax Levy Cancelled, Abated or Adjusted .03

EXPENDITURES		REVENUES-REALIZED		1972 PROPERTY TAX	
GENERAL GOVERNMENT				STATE EQUALIZED TAX RATE 1.27	
Governing Body & Public Boards		1972 Property Taxes Collected 2,448,304.30		Local District School Taxes	1,217,112.43
Municipal Clerk				Regional & Consolidated School Tax	632,299.27
Financial Administration	5,300.00	1972 Payments in Lieu of Taxes 83,581.56		School Taxes in Municipal Budget	
Assessment of Taxes	6,700.00	Delinquent Tax & Lien Collections 20,509.02		County Taxes	551,563.94
Collection of Taxes	2,100.00	Business Personalty Replacement Taxes 306,990.85		County Library Taxes	22,303.02
Planning, Housing & Development	12,556.50	Taxes from Public Utilities		Local Municipal Purpose Taxes	
Human Resources		Other Miscellaneous Tax Revenues 24,649.26		Veteran & Senior Citizen Taxes	23,530.00
Elections	2,600.00	State Aid Revenues 4,124.11		Total Taxes for Rate Computation	2,487,208.66
General Administration (other)	91,055.00	Federal Aid Revenues		Special District Taxes	
JUDICIARY		State and Local Fiscal Assistance Act Utilized		Bank Stock Taxes	876.44
Municipal Courts	5,500.00	Sale of Acquired Property		Added and Omitted Taxes	76,032.98
PUBLIC SAFETY		Other Miscellaneous Revenues 65,662.53		Total Taxes Levied - ABSTRACT	2,540,188.08
Fire Protection	13,000.00	Other Revenues, Revenue Sharing Tax Effort 22,768.36		Total Taxes Billed	2,540,188.08
Police Protection	7,238.50	Total 2,577,389.99		1972 TAXES COLLECTED	2,448,304.30
Civil Defense & Disaster Control		Prior Years Surplus Appropriated 200,000.00		1972 Taxes Cancelled, Abated or Adjusted	720.00
Environmental Inspection & Control	2,200.00	REVENUES TOTAL 3,177,389.99		Transfer to Tax Title Liens or Foreclosed	
Other Public Safety	1,000.00	CAPITAL OUTLAY TOTAL 1,250.00		Balance Outstanding Dec. 31, 1972	91,163.78
PUBLIC WORKS				PRIOR YEARS TAXES OUTSTANDING	
Streets and Drainage	128,593.50	Public Enterprises		Balance January 1, 1972	54,457.22
Sewers and Sewage Processing		Recreation—Culture		Collected in 1972	83,981.56
Garbage and Trash Disposal		Public Works		Cancelled, Abated or Adjusted 1972	
Public Buildings and Grounds	11,900.00	Buildings and Grounds 1,250.00		Transfers to Tax Title Liens or Foreclosed	
Other Public Works		Library and Education		Balance December 31, 1972	10,475.66
HEALTH and WELFARE		Conservation		TAX TITLE LIENS OUTSTANDING	
Health Services Except Environmental	4,400.00	All Other		Balance January 1, 1972	77.94
Welfare-Public Assistance	800.00	CAPITAL DEBT AUTHORIZED, DECEMBER 31, 1972		Transfers From Taxes	
Hospitals, Clinics, First Aid	6,000.00	ISSUED AND UNISSUED GROSS DEBT NET DEBT		Redeemed in 1972	
Animal, Insect, & Rodent Control		School 3,879,857		Cancelled, Abated or Adjusted (1972)	
Other Welfare Services		Self-liquidating 515,457		Transfers to Foreclosed Property	
RECREATION and CONSERVATION		Other 515,457		Balance December 31, 1972	77.94
Beaches and Boardwalks	1,600.00	Total 4,395,315		PROPERTY ACQUIRED BY DEED OR	
Parks, Playgrounds, Shade Trees		ISSUED AND OUTSTANDING		FORECLOSURE	
Land Reclamation & Conservation	31,500.00	School 3,639,857.42		Balance January 1, 1972	
Other Recreational Services		Self-Liquidating 120,000.00		Transfers From Taxes or Liens	
EDUCATION (excluding schools)		Other 3,759,857.42		Sale for Cash (1972)	
Libraries		Total 3,759,857.42		Cancelled, Abated or Adjusted (1972)	
Other Educational Services	150,000.00	EQUALIZED VALUATION BASIS		Balance December 31, 1972	
STATUTORY EXPENDITURES		FOR NET DEBT COMPUTATION 84,097,495.00		CURRENT FINANCES DECEMBER 31, 1972	
Pensions & F. I. C. A.	8,500.00	REAL PROPERTY VALUATIONS		ASSETS	
Employee Fringe Benefits		Code Class # of Parcels % VAL'N ASSESSED VALUATION		Cash Dec. 31, 1972	879,606.21
Other Statutory Expenditures		1 Vacant Land 131 1.65 1,551,350.00		Taxes Receivable	101,639.44
MUNICIPAL FUNCTIONS TOTAL 493,343.50		2 Residential 1508 75.36 70,577,450.00		Tax Title Liens	77.94
CAPITAL IMPROVEMENTS *MEMO* 41,400.00		3 Farm 446 15.59 15,058,370.00		Foreclosed Property	
DEBT SERVICE		4a Commercial 55 6.27 5,501,100.00		Emergencies & Other Deferred Charges	18,000.00
Principal Payments 20,000.00		4b Industrial 2 .73 651,600.00		State Aid Receivable	34,344.00
Interest Payments 4,200.00		4c Apartments 2142 Total 94,179,870.00		Other Receivables	
DEFERRED CHARGES 6,000.00		Land Area 31.70 Sq. Miles		Total	1,033,667.55
SCHOOL, COUNTY, SPECIAL DISTRICT TAXES 2,463,278.66		Net Valuation Taxable-Municipal 95,544,024.00		LIABILITIES, RESERVES, AND SURPLUS	
RESERVE FOR UNCOLLECTED TAXES 125,712.00		Net Valuation Taxable-County 88,660,876.00		Cash Liabilities	611,347.52
EMERGENCY EMPLOYMENT ACT OF 1971 6,106.50		State Equalization Ratio 59.55		Reserves for Receivables	101,717.38
EXPENDITURES TOTAL 3,118,640.66				Surplus Dec. 31, Total	320,602.65

0602

Population 1970 3,667
 Population 1972 3,730
 S & P Rating
 Moody Rating

General Tax Rate Per \$100. 3.35
 State Equalized Tax Rate 3.52

COMMERCIAL TOWNSHIP — CUMBERLAND CO.

Form of Government:

Township Committee

Number of Members on Governing Body 3

PER CAPITA:

Gross Debt 147.45
 Net Debt 40.72
 Debt Service
 Total Tax Levy 183.16
 Municipal Expenditures 80.35

PER CENT:

Gross Debt 4.14
 Net Debt 1.14
 Tax Levy Collected 87.14
 Tax Levy Cancelled, Abated or Adjusted .43

EXPENDITURES		REVENUES-REALIZED		1972 PROPERTY TAX	
GENERAL GOVERNMENT				STATE EQUALIZED TAX RATE 2.59	
Governing Body & Public Boards	6,545.54	1972 Property Taxes Collected 584,025.97		Local District School Taxes	422,408.00
Municipal Clerk	5,350.06	1972 Payments in Lieu of Taxes		Regional & Consolidated School Tax	
Financial Administration	5,100.00	Delinquent Tax & Lien Collections 83,440.59		School Taxes in Municipal Budget	
Assessment of Taxes	9,900.00	Business Personalty Replacement Taxes 33,580.13		County Taxes	1.03 168,733.75
Collection of Taxes	11,600.00	Taxes from Public Utilities 75,179.51		County Library Taxes	
Planning, Housing & Development	1,000.00	Other Miscellaneous Tax Revenues		Local Municipal Purpose Taxes .15	24,226.45
Human Resources		State Aid Revenues 20,182.76		Veteran & Senior Citizen Taxes .15	23,720.00
Elections	2,300.00	Federal Aid Revenues 13,639.87		Total Taxes for Rate Computation 3.92	639,088.20
General Administration (other)	11,500.00	State and Local Fiscal Assistance Act Utilized		Special District Taxes	46,040.00
JUDICIARY		Sale of Acquired Property 1,950.00		Bank Stock Taxes	773.55
Municipal Courts	3,700.00	Other Miscellaneous Revenues 18,316.04		Added and Omitted Taxes	20,586.57
PUBLIC SAFETY		Other Revenues, Revenue Sharing Tax Effort 7,840.16		Total Taxes Levied - ABSTRACT	683,168.32
Fire Protection		Total 838,155.03		Total Taxes Billed	670,245.11
Police Protection	5,400.00	Prior Years Surplus Appropriated 80,000.00		1972 TAXES COLLECTED	584,025.97
Civil Defense & Disaster Control	800.00	REVENUES TOTAL 518,155.03		1972 Taxes Cancelled, Abated or Adjusted	2,875.46
Environmental Inspection & Control	4,700.00	CAPITAL OUTLAY TOTAL		Transfer to Tax Title Liens or Foreclosed	15,666.30
Other Public Safety				Balance Outstanding Dec. 31, 1972	63,677.38
PUBLIC WORKS				PRIOR YEARS TAXES OUTSTANDING	
Streets and Drainage	45,900.00	Public Enterprises		Balance January 1, 1972	106,404.91
Sewers and Sewage Processing	800.00	Recreation—Culture		Collected in 1972	72,718.81
Garbage and Trash Disposal	7,000.00	Public Works		Cancelled, Abated or Adjusted 1972	9.70
Public Buildings and Grounds	7,000.00	Buildings and Grounds		Transfers to Tax Title Liens or Foreclosed	8,842.42
Other Public Works		Library and Education		Balance December 31, 1972	24,833.98
HEALTH and WELFARE		Conservation		TAX TITLE LIENS OUTSTANDING	
Health Services Except Environmental	3,400.00	All Other		Balance January 1, 1972	61,788.09
Welfare-Public Assistance	2,100.00	CAPITAL DEBT AUTHORIZED, DECEMBER 31, 1972		Transfers From Taxes	25,858.45
Hospitals, Clinics, First Aid	500.00	ISSUED AND UNISSUED GROSS DEBT NET DEBT		Redeemed in 1972	10,721.78
Animal, Insect, & Rodent Control	2,800.00	School 550,000 151,903		Cancelled, Abated or Adjusted (1972)	
Other Welfare Services	300.00	Self-liquidating		Transfers to Foreclosed Property	
RECREATION and CONSERVATION		Other		Balance December 31, 1972	80,924.76
Beaches and Boardwalks		Total 550,000 151,903		PROPERTY ACQUIRED BY DEED OR FORECLOSURE	
Parks, Playgrounds, Shade Trees	500.00	ISSUED AND OUTSTANDING		Balance January 1, 1972	30,840.00
Land Reclamation & Conservation		School 550,000.00		Transfers From Taxes or Liens	
Other Recreational Services		Self-Liquidating		Sale for Cash (1972)	1,950.00
EDUCATION (excluding schools)		Other		Cancelled, Abated or Adjusted (1972)	
Libraries		Total 550,000.00		Balance December 31, 1972	28,890.00
Other Educational Services		EQUALIZED VALUATION BASIS FOR NET DEBT COMPUTATION 13,269,886.67		CURRENT FINANCES DECEMBER 31, 1972	
STATUTORY EXPENDITURES		REAL PROPERTY VALUATIONS		ASSETS	
Pensions & F. I. C. A.	3,500.00	Code Class # of Parcels % VAL'N ASSESSED VALUATION		Cash Dec. 31, 1972	513,637.60
Employee Fringe Benefits		1 Vacant Land 2136 19.55 3,660,995.00		Taxes Receivable	88,511.36
Other Statutory Expenditures		2 Residential 1522 64.82 11,892,950.00		Tax Title Liens	80,924.76
MUNICIPAL FUNCTIONS TOTAL 141,700.00		3 Farm 171 5.48 1,005,600.00		Foreclosed Property	28,890.00
CAPITAL IMPROVEMENTS **MEMO** 10,000.00		4a Commercial 93 4.73 867,900.00		Emergencies & Other Deferred Charges	10,785.60
DEBT SERVICE		4b Industrial 25 4.77 875,900.00		State Aid Receivable	11,528.55
Principal Payments		4c Apartments 1 .25 45,400.00		Other Receivables	2,361.66
Interest Payments		3948 Total 18,348,745.00		Total	737,039.53
DEFERRED CHARGES	9,000.00	Land Area 34.00 Sq. Miles		LIABILITIES, RESERVES, AND SURPLUS	
SCHOOL, COUNTY, SPECIAL DISTRICT TAXES	637,181.75	Net Valuation Taxable-Municipal 19,114,910.00		Cash Liabilities	313,070.20
RESERVE FOR UNCOLLECTED TAXES	133,400.00	Net Valuation Taxable-County 14,853,419.00		Reserves for Receivables	200,687.78
EMERGENCY EMPLOYMENT ACT OF 1971	15,600.00	State Equalization Ratio 117.09		Surplus Dec. 31,	223,281.55
EXPENDITURES TOTAL 936,881.75				Total	737,039.53

PER CENT:	
Gross Debt	
Net Debt	
Tax Levy Collected	88.67
Tax Levy Cancelled, Abated or Adjusted	

1971/3000

1202

Population 1970 2,253
 Population 1972 2,295
 S & P Rating
 Moody Rating

General Tax Rate Per \$100. 7.32
 State Equalized Tax Rate 2.64

CRANBURY TOWNSHIP — MIDDLESEX COUNTY
 Form of Government:
 Township Committee
 Number of Members on Governing Body 3

PER CAPITA:
 Gross Debt 907.50
 Net Debt 520.70
 Debt Service 2.53
 Total Tax Levy 626.21
 Municipal Expenditures 202.93

PER CENT:
 Gross Debt 5.06
 Net Debt 2.90
 Tax Levy Collected 58.65
 Tax Levy Cancelled, Abated or Adjusted .11

EXPENDITURES		REVENUES-REALIZED		1972 PROPERTY TAX	
GENERAL GOVERNMENT		1972 Property Taxes Collected		STATE EQUALIZED TAX RATE	
Governing Body & Public Boards			1,418,603.64	Local District School Taxes	1.61
Municipal Clerk		1972 Payments in Lieu of Taxes	17,265.76	Regional & Consolidated School Tax	
Financial Administration	5,300.00	Delinquent Tax & Lien Collections	70,976.72	School Taxes in Municipal Budget	
Assessment of Taxes	14,700.00	Business Personalty Replacement Taxes	81,125.89	County Taxes	.55
Collection of Taxes	5,100.00	Taxes from Public Utilities		County Library Taxes	
Planning, Housing & Development	9,700.00	Other Miscellaneous Tax Revenues	15,442.85	Local Municipal Purpose Taxes	.46
Human Resources		State Aid Revenues		Veteran & Senior Citizen Taxes	.02
Elections	600.00	Federal Aid Revenues		Total Taxes for Rate Computation	2.64
General Administration (other)	25,895.00	State and Local Fiscal Assistance Act Utilized		Special District Taxes	
JUDICIARY		Sale of Acquired Property	21,038.94	Bank Stock Taxes	7,654.16
Municipal Courts	11,650.00	Other Miscellaneous Revenues	6,708.66	Added and Omitted Taxes	165,619.47
PUBLIC SAFETY		Other Revenues, Revenue Sharing Tax Effort	1,631,162.46	Total Taxes Levied - ABSTRACT	1,437,153.05
Fire Protection	23,750.00	REVENUES	1,711,162.46	Total Taxes Billed	1,437,378.05
Police Protection	102,900.00	Prior Years Surplus Appropriated	80,000.00	1972 TAXES COLLECTED	1,418,603.64
Civil Defense & Disaster Control	100.00	TOTAL	18,245.06	1972 Taxes Cancelled, Abated or Adjusted	1,531.40
Environmental Inspection & Control	1,100.00	CAPITAL OUTLAY		Transfer to Tax Title Liens or Foreclosed	
Other Public Safety		Public Enterprises	360.00	Balance Outstanding Dec. 31, 1972	17,243.01
PUBLIC WORKS		Recreation—Culture		PRIOR YEARS TAXES OUTSTANDING	
Streets and Drainage	52,500.00	Public Works	17,885.06	Balance January 1, 1972	16,689.35
Sewers and Sewage Processing	7,000.00	Buildings and Grounds		Collected in 1972	16,689.35
Garbage and Trash Disposal	25,400.00	Library and Education		Cancelled, Abated or Adjusted 1972	
Public Buildings and Grounds	7,500.00	Conservation		Transfers to Tax Title Liens or Foreclosed	
Other Public Works		All Other		Balance December 31, 1972	
HEALTH and WELFARE		CAPITAL DEBT AUTHORIZED, DECEMBER 31, 1972		TAX TITLE LIENS OUTSTANDING	
Health Services Except Environmental	5,300.00	ISSUED AND UNISSUED		Balance January 1, 1972	576.41
Welfare-Public Assistance	3,300.00	School	700,000	Transfers From Taxes	
Hospitals, Clinics, First Aid	1,650.00	Self-liquidating	182,720	Redeemed in 1972	576.41
Animal, Insect, & Rodent Control	1,000.00	Other	1,200,000	Cancelled, Abated or Adjusted (1972)	
Other Welfare Services		Total	2,082,720	Transfers to Foreclosed Property	
RECREATION and CONSERVATION		ISSUED AND OUTSTANDING		Balance December 31, 1972	
Beaches and Boardwalks		School	700,000.00	PROPERTY ACQUIRED BY DEED OR	
Parks, Playgrounds, Shade Trees	3,000.00	Self-Liquidating	164,000.00	FORECLOSURE	
Land Reclamation & Conservation	11,000.00	Other	10,000.00	Balance January 1, 1972	
Other Recreational Services	2,500.00	Total	874,000.00	Transfers From Taxes or Liens	
EDUCATION (excluding schools)		EQUALIZED VALUATION BASIS		Sale for Cash (1972)	
Libraries	17,180.00	FOR NET DEBT COMPUTATION	41,179,329.33	Cancelled, Abated or Adjusted (1972)	
Other Educational Services		REAL PROPERTY VALUATIONS		Balance December 31, 1972	
STATUTORY EXPENDITURES		Code Class # of Parcels % VAL'N		CURRENT FINANCES DECEMBER 31, 1972	
Pensions & F. I. C. A.	11,185.00			ASSETS	
Employee Fringe Benefits		1 Vacant Land 64 5.91	1,005,650.00	Cash Dec. 31, 1972	409,510.46
Other Statutory Expenditures		2 Residential 492 38.93	6,653,900.00	Taxes Receivable	17,243.01
MUNICIPAL FUNCTIONS		3 Farm 183 15.29	2,613,130.00	Tax Title Liens	
CAPITAL IMPROVEMENTS	100,600.00	4a Commercial 38 5.59	955,550.00	Foreclosed Property	
DEBT SERVICE		4b Industrial 12 34.09	5,827,040.00	Emergencies & Other Deferred Charges	2,086.13
Principal Payments	5,000.00	4c Apartments 1 .19	32,850.00	State Aid Receivable	222.22
Interest Payments	800.00	790 Total	17,092,120.00	Other Receivables	4,014.01
DEFERRED CHARGES	6,615.00	Land Area 13.38 Sq. Miles		Total	433,075.83
SCHOOL, COUNTY, SPECIAL DISTRICT TAXES	1,040,385.58	Net Valuation Taxable-Municipal	17,372,166.00	LIABILITIES, RESERVES, AND SURPLUS	
RESERVE FOR UNCOLLECTED TAXES	60,000.00	Net Valuation Taxable-County	48,241,255.00	Cash Liabilities	126,356.53
EMERGENCY EMPLOYMENT ACT OF 1971		State Equalization Ratio	36.09	Reserves for Receivables	21,257.02
EXPENDITURES	1,506,110.58			Surplus Dec. 31,	285,462.28
				Total	433,075.83

2003

Population 1970 27,391
 Population 1972 27,590
 S & P Rating A
 Moody Rating A

General Tax Rate Per \$100. 4.83
 State Equalized Tax Rate 3.10

CRANFORD TOWNSHIP — UNION COUNTY

Form of Government:
 Township Committee
 Number of Members on Governing Body 5

PER CAPITA:
 Gross Debt 524.03
 Net Debt 83.74
 Debt Service 3.93
 Total Tax Levy 359.41
 Municipal Expenditures 135.36

PER CENT:
 Gross Debt 5.14
 Net Debt .82
 Tax Levy Collected 97.92
 Tax Levy Cancelled, Abated or Adjusted .11

EXPENDITURES		REVENUES-REALIZED		1972 PROPERTY TAX	
GENERAL GOVERNMENT		1972 Property Taxes Collected		STATE EQUALIZED TAX RATE —→	
Governing Body & Public Boards		9,729,983.78		Local District School Taxes 2.02	6,516,387.86
Municipal Clerk		22,024.23		Regional & Consolidated School Tax	
Financial Administration	21,018.00	140,199.46		School Taxes in Municipal Budget	
Assessment of Taxes	18,233.00	209,248.91		County Taxes .47	1,531,443.56
Collection of Taxes	28,037.00	667,215.29		County Library Taxes	
Planning, Housing & Development	16,625.00	139,805.03		Local Municipal Purpose Taxes .56	1,801,863.54
Human Resources	15,000.00	13,661.00		Veteran & Senior Citizen Taxes .05	170,080.00
Elections	4,000.00	187,832.50		Total Taxes for Rate Computation 3.10	10,019,774.96
General Administration (other)	243,233.00	216,240.08		Special District Taxes	
JUDICIARY		75,312.59		Bank Stock Taxes	16,160.24
Municipal Courts	31,812.00	11,405,522.87		Added and Omitted Taxes	50,372.42
PUBLIC SAFETY		750,000.00		Total Taxes Levied & ABSTRACT	9,516,227.62
Fire Protection	469,117.72	12,155,522.87		Total Taxes Billed	9,536,772.42
Police Protection	681,020.00	252,187.29		1972 TAXES COLLECTED	9,729,983.78
Civil Defense & Disaster Control	3,050.00			1972 Taxes Cancelled, Abated or Adjusted	10,512.04
Environmental Inspection & Control	20,160.00			Transfer to Tax Title Liens or Foreclosed	4,191.22
Other Public Safety	1,700.00			Balance Outstanding Dec. 31, 1972	152,085.38
PUBLIC WORKS				PRIOR YEARS TAXES OUTSTANDING	
Streets and Drainage	630,368.08			Balance January 1, 1972	190,133.52
Sewers and Sewage Processing	39,900.00			Collected in 1972	138,590.67
Garbage and Trash Disposal	73,163.00			Cancelled, Abated or Adjusted 1972	
Public Buildings and Grounds	38,000.00			Transfers to Tax Title Liens or Foreclosed	51,542.85
Other Public Works				Balance December 31, 1972	
HEALTH and WELFARE				TAX TITLE LIENS OUTSTANDING	
Health Services Except Environmental	37,000.00			Balance January 1, 1972	12,522.37
Welfare-Public Assistance	10,480.00			Transfers From Taxes	4,191.22
Hospitals, Clinics, First Aid	5,700.00			Redeemed in 1972	1,608.79
Animal, Insect, & Rodent Control				Cancelled, Abated or Adjusted (1972)	
Other Welfare Services				Transfers to Foreclosed Property	
RECREATION and CONSERVATION				Balance December 31, 1972	15,104.80
Beaches and Boardwalks				PROPERTY ACQUIRED BY DEED OR	
Parks, Playgrounds, Shade Trees	65,650.00			FORECLOSURE	
Land Reclamation & Conservation	725.00			Balance January 1, 1972	2,670,500.00
Other Recreational Services	54,500.00			Transfers From Taxes or Liens	
EDUCATION (excluding schools)				Sale for Cash (1972)	187,132.50
Libraries	147,670.00			Cancelled, Abated or Adjusted (1972)	1,467.50
Other Educational Services				Balance December 31, 1972	2,482,300.00
STATUTORY EXPENDITURES				CURRENT FINANCES DECEMBER 31, 1972	
Pensions & F. I. C. A.	243,200.00			ASSETS	
Employee Fringe Benefits	75,100.00			Cash Dec. 31, 1972	1,563,128.47
Other Statutory Expenditures				Taxes Receivable	243,628.23
MUNICIPAL FUNCTIONS TOTAL	3,016,461.80			Tax Title Liens	15,104.80
CAPITAL IMPROVEMENTS *MEMO*	205,000.00			Foreclosed Property	2,482,300.00
DEBT SERVICE				Emergencies & Other Deferred Charges	18,903.88
Principal Payments	75,000.00			State Aid Receivable	37,529.90
Interest Payments	33,564.00			Other Receivables	155,713.77
DEFERRED CHARGES	15,000.00			Total	4,556,309.05
SCHOOL, COUNTY, SPECIAL DISTRICT TAXES	8,047,831.42			LIABILITIES, RESERVES, AND SURPLUS	
RESERVE FOR UNCOLLECTED TAXES	554,511.34			Cash Liabilities	437,427.08
EMERGENCY EMPLOYMENT ACT OF 1971				Reserves for Receivables	2,539,400.68
EXPENDITURES TOTAL	11,782,368.56			Surplus Dec. 31,	1,179,481.29
				Total	4,556,309.05

0208

Population 1970 8,298
 Population 1972 8,335
 S & P Rating BBB
 Moody Rating A

General Tax Rate Per \$100. 4.95
 State Equalized Tax Rate 3.04

CRESSKILL BOROUGH — BERGEN COUNTY

Form of Government:

Borough Council

Number of Members on Governing Body 6

PER CAPITA:

Gross Debt 376.75
 Net Debt 74.45
 Debt Service 8.05
 Total Tax Levy 394.22
 Municipal Expenditures 171.62

PER CENT:

Gross Debt 3.15
 Net Debt .62
 Tax Levy Collected 95.36
 Tax Levy Cancelled, Abated or Adjusted 2.77

EXPENDITURES		REVENUES-REALIZED		1972 PROPERTY TAX	
GENERAL GOVERNMENT				STATE EQUALIZED TAX RATE	
Governing Body & Public Boards				Local District School Taxes	1.79
Municipal Clerk				Regional & Consolidated School Tax	
Financial Administration	8,865.00	1972 Property Taxes Collected		School Taxes in Municipal Budget	
Assessment of Taxes	8,060.00	1972 Payments in Lieu of Taxes		County Taxes	.35
Collection of Taxes	31,516.00	Delinquent Tax & Lien Collections		County Library Taxes	
Planning, Housing & Development	3,350.00	Business Personalty Replacement Taxes		Local Municipal Purpose Taxes	.85
Human Resources		Taxes from Public Utilities		Veteran & Senior Citizen Taxes	.05
Elections	1,275.00	Other Miscellaneous Tax Revenues		Total Taxes for Rate Computation	3.04
General Administration (other)	87,089.50	State Aid Revenues		Special District Taxes	
JUDICIARY		Federal Aid Revenues		Bank Stock Taxes	2,926.14
Municipal Courts	6,250.00	State and Local Fiscal Assistance Act Utilized		Added and Omitted Taxes	8,006.54
PUBLIC SAFETY		Sale of Acquired Property		Total Taxes Levied - ABSTRACT	3,285,842.89
Fire Protection	44,060.00	Other Miscellaneous Revenues		Total Taxes Billed	3,287,509.89
Police Protection	271,976.00	Other Revenues, Revenue Sharing Tax Effort		1972 TAXES COLLECTED	3,124,566.00
Civil Defense & Disaster Control	500.00	Prior Years Surplus Appropriated		1972 Taxes Cancelled, Abated or Adjusted	50,546.40
Environmental Inspection & Control	6,737.00	REVENUES TOTAL		Transfer to Tax Title Liens or Foreclosed	1,286.50
Other Public Safety		CAPITAL OUTLAY TOTAL		Balance Outstanding Dec. 31, 1972	60,310.99
PUBLIC WORKS				PRIOR YEARS TAXES OUTSTANDING	
Streets and Drainage	238,485.00	Public Enterprises		Balance January 1, 1972	57,594.98
Sewers and Sewage Processing	51,249.00	Recreation—Culture		Collected in 1972	23,358.06
Garbage and Trash Disposal	149,000.00	Public Works		Cancelled, Abated or Adjusted 1972	22,777.97
Public Buildings and Grounds	50,055.00	Buildings and Grounds		Transfers to Tax Title Liens or Foreclosed	
Other Public Works	15,000.00	Library and Education		Balance December 31, 1972	1,458.95
HEALTH and WELFARE		Conservation		TAX TITLE LIENS OUTSTANDING	
Health Services Except Environmental	19,410.25	All Other		Balance January 1, 1972	6,498.16
Welfare-Public Assistance	2,140.00	CAPITAL DEBT AUTHORIZED, DECEMBER 31, 1972		Transfers From Taxes	1,286.50
Hospitals, Clinics, First Aid		ISSUED AND UNISSUED GROSS DEBT NET DEBT		Redeemed in 1972	333.70
Animal, Insect, & Rodent Control	200.00	School 2,298,000		Cancelled, Abated or Adjusted (1972)	
Other Welfare Services		Self-liquidating 182,500		Transfers to Foreclosed Property	
RECREATION and CONSERVATION		Other 659,750		Balance December 31, 1972	7,450.96
Beaches and Boardwalks		Total 3,140,250		PROPERTY ACQUIRED BY DEED OR FORECLOSURE	
Parks, Playgrounds, Shade Trees	19,350.00	ISSUED AND OUTSTANDING		Balance January 1, 1972	101,475.00
Land Reclamation & Conservation		School 2,248,000.00		Transfers From Taxes or Liens	
Other Recreational Services	16,710.00	Self-Liquidating 180,000.00		Sale for Cash (1972)	12,500.00
EDUCATION (excluding schools)		Other 521,000.00		Cancelled, Abated or Adjusted (1972)	
Libraries	33,300.00	Total 2,949,000.00		Balance December 31, 1972	88,975.00
Other Educational Services		EQUALIZED VALUATION BASIS		CURRENT FINANCES DECEMBER 31, 1972	
STATUTORY EXPENDITURES		FOR NET DEBT COMPUTATION		ASSETS	
Pensions & F. I. C. A.	45,550.00	REAL PROPERTY VALUATIONS		Cash Dec. 31, 1972	1,183,598.07
Employee Fringe Benefits	18,225.00	Code Class # of Parcels % VAL'N		Taxes Receivable	61,769.94
Other Statutory Expenditures		1 Vacant Land 195 4.66		Tax Title Liens	7,450.96
MUNICIPAL FUNCTIONS	1,172,352.75	2 Residential 2224 75.56		Foreclosed Property	88,575.00
CAPITAL IMPROVEMENTS	59,350.00	3 Farm		Emergencies & Other Deferred Charges	36,300.00
DEBT SERVICE		4a Commercial 62 13.37		State Aid Receivable	17,121.00
Principal Payments	45,000.00	4b Industrial 5 2.31		Other Receivables	13,542.52
Interest Payments	22,115.13	4c Apartments 2 .10		Total	1,408,757.49
DEFERRED CHARGES	26,685.16	2488 Total		LIABILITIES, RESERVES, AND SURPLUS	
SCHOOL, COUNTY, SPECIAL DISTRICT TAXES	2,348,320.26	Land Area 2.00 Sq. Miles		Cash Liabilities	1,059,385.43
RESERVE FOR UNCOLLECTED TAXES	164,321.00	Net Valuation Taxable-Municipal		Reserves for Receivables	171,738.42
EMERGENCY EMPLOYMENT ACT OF 1971		Net Valuation Taxable-County		Surplus Dec. 31,	177,633.64
EXPENDITURES	3,778,754.30	State Equalization Ratio		Total	1,408,757.49

1310

Population 1970 2,401
 Population 1972 2,430
 S & P Rating
 Moody Rating

General Tax Rate Per \$100. 2.95
 State Equalized Tax Rate 3.05

DEAL BOROUGH — MONMOUTH COUNTY
 Form of Government:
 Commission (1911)
 Number of Members on Governing Body 3

PER CAPITA:
 Gross Debt 292.38
 Net Debt 188.68
 Debt Service 25.55
 Total Tax Levy 581.17
 Municipal Expenditures 346.94

PER CENT:
 Gross Debt 1.75
 Net Debt 1.13
 Tax Levy Collected 55.47
 Tax Levy Cancelled, Abated or Adjusted .30

EXPENDITURES		REVENUES-REALIZED		1972 PROPERTY TAX	
GENERAL GOVERNMENT				STATE EQUALIZED TAX RATE — 1.53	
Governing Body & Public Boards		1972 Property Taxes Collected	1,347,930.39	Local District School Taxes	706,260.00
Municipal Clerk		1972 Payments in Lieu of Taxes	4,558.16	Regional & Consolidated School Tax	
Financial Administration	3,626.59	Delinquent Tax & Lien Collections	47,502.37	School Taxes in Municipal Budget	
Assessment of Taxes	3,775.17	Business Personalty Replacement Taxes	4,634.72	County Taxes	.55 271,888.43
Collection of Taxes	10,230.83	Taxes from Public Utilities	102,039.33	County Library Taxes	.02 10,249.30
Planning, Housing & Development	1,380.00	Other Miscellaneous Tax Revenues		Local Municipal Purpose Taxes	.89 413,751.51
Human Resources		State Aid Revenues	10,391.17	Veteran & Senior Citizen Taxes	.02 10,430.00
Elections	1,777.90	Federal Aid Revenues		Total Taxes for Rate Computation	3.05 1,412,579.24
General Administration (other)	70,566.10	State and Local Fiscal Assistance Act Utilized		Special District Taxes	
JUDICIARY		Sale of Acquired Property		Bank Stock Taxes	2,216.42
Municipal Courts	2,212.08	Other Miscellaneous Revenues	305,926.85	Added and Omitted Taxes	7,870.28
PUBLIC SAFETY		Other Revenues, Revenue Sharing Tax Effort	11,462.53	Total Taxes Levied - ABSTRACT	1,412,235.94
Fire Protection	48,753.41			Total Taxes Billed	1,411,546.81
Police Protection	188,505.94	Prior Years Surplus Appropriated	100,000.00	1972 TAXES COLLECTED	1,347,930.39
Civil Defense & Disaster Control		REVENUES TOTAL	1,934,445.52	1972 Taxes Cancelled, Abated or Adjusted	4,168.75
Environmental Inspection & Control	1,000.00	CAPITAL OUTLAY TOTAL	310,615.22	Transfer to Tax Title Liens or Foreclosed	79.68
Other Public Safety				Balance Outstanding Dec. 31, 1972	59,767.99
PUBLIC WORKS				PRIOR YEARS TAXES OUTSTANDING	
Streets and Drainage	83,746.90	Public Enterprises		Balance January 1, 1972	46,460.77
Sewers and Sewage Processing	15,681.21	Recreation—Culture	34,741.82	Collected in 1972	46,460.76
Garbage and Trash Disposal	40,150.75	Public Works	88,424.70	Cancelled, Abated or Adjusted 1972	.01
Public Buildings and Grounds	9,528.60	Buildings and Grounds	187,446.70	Transfers to Tax Title Liens or Foreclosed	
Other Public Works	6,100.00	Library and Education		Balance December 31, 1972	
HEALTH and WELFARE		Conservation		TAX TITLE LIENS OUTSTANDING	
Health Services Except Environmental	1,553.00	All Other		Balance January 1, 1972	2,930.40
Welfare-Public Assistance	1,500.00			Transfers From Taxes	79.68
Hospitals, Clinics, First Aid	500.00	CAPITAL DEBT AUTHORIZED, DECEMBER 31, 1972		Redeemed in 1972	1,041.61
Animal, Insect, & Rodent Control	700.00	ISSUED AND UNISSUED GROSS DEBT NET DEBT		Cancelled, Abated or Adjusted (1972)	
Other Welfare Services		School 252,000		Transfers to Foreclosed Property	
RECREATION and CONSERVATION		Self-liquidating 458,492	458,492	Balance December 31, 1972	1,968.47
Beaches and Boardwalks	127,240.71	Other 710,452	458,492	PROPERTY ACQUIRED BY DEED OR	
Parks, Playgrounds, Shade Trees	1,734.91			FORECLOSURE	
Land Reclamation & Conservation		ISSUED AND OUTSTANDING		Balance January 1, 1972	6,050.00
Other Recreational Services	2,895.70	School 252,000.00		Transfers From Taxes or Liens	
EDUCATION (excluding schools)		Self-Liquidating 375,000.00		Sale for Cash (1972)	
Libraries	512.89	Other 627,000.00		Cancelled, Abated or Adjusted (1972)	
Other Educational Services		Total 40,600,094.33		Balance December 31, 1972	6,050.00
STATUTORY EXPENDITURES		EQUALIZED VALUATION BASIS		CURRENT FINANCES DECEMBER 31, 1972	
Pensions & F. I. C. A.	59,520.25	FOR NET DEBT COMPUTATION		ASSETS	
Employee Fringe Benefits	12,633.15	REAL PROPERTY VALUATIONS		Cash Dec. 31, 1972	520,146.32
Other Statutory Expenditures		Code Class # of Parcels % VAL'N		Taxes Receivable	59,767.99
MUNICIPAL FUNCTIONS TOTAL	700,226.09	1 Vacant Land 99 4.58	2,170,800.00	Tax Title Liens	1,968.47
CAPITAL IMPROVEMENTS *MEMO*	74,100.00	2 Residential 765 90.11	42,707,300.00	Foreclosed Property	6,050.00
DEBT SERVICE		3 Farm		Emergencies & Other Deferred Charges	11,700.00
Principal Payments	50,000.00	4a Commercial 22 3.67	1,739,900.00	State Aid Receivable	
Interest Payments	12,096.77	4b Industrial		Other Receivables	48,737.31
DEFERRED CHARGES	14,300.00	4c Apartments 5 1.64	777,000.00	Total	648,370.09
SCHOOL, COUNTY, SPECIAL DISTRICT TAXES	988,397.73	895 Total	47,395,000.00	LIABILITIES, RESERVES, AND SURPLUS	
RESERVE FOR UNCOLLECTED TAXES	66,448.40	Land Area 1.20 Sq. Miles		Cash Liabilities	226,749.08
EMERGENCY EMPLOYMENT ACT OF 1971		Net Valuation Taxable-Municipal	47,861,725.00	Reserves for Receivables	116,523.77
EXPENDITURES TOTAL	1,831,468.59	Net Valuation Taxable-County	40,611,890.00	Surplus Dec. 31,	305,097.24
		State Equalization Ratio	103.43	Total	648,370.09

0603

Population 1970 2,464
 Population 1972 2,600
 S & P Rating
 Moody Rating

General Tax Rate Per \$100. 4.16
 State Equalized Tax Rate 3.25

DEERFIELD TOWNSHIP — CUMBERLAND CO.
 Form of Government:
 Township Committee
 Number of Members on Governing Body 5

PER CAPITA:
 Gross Debt 146.15
 Net Debt 56.54
 Debt Service 4.54
 Total Tax Levy 186.01
 Municipal Expenditures 90.58

PER CENT:
 Gross Debt 3.03
 Net Debt 1.17
 Tax Levy Collected 76.90
 Tax Levy Cancelled, Abated or Adjusted

EXPENDITURES		REVENUES-REALIZED		1972 PROPERTY TAX	
GENERAL GOVERNMENT		1972 Property Taxes Collected		STATE EQUALIZED TAX RATE 1.71	
Governing Body & Public Boards		1972 Payments in Lieu of Taxes	371,923.08	Local District School Taxes	256,871.00
Municipal Clerk		Delinquent Tax & Lien Collections	66,094.24	Regional & Consolidated School Tax	
Financial Administration	3,900.00	Business Personalty Replacement Taxes	13,286.89	School Taxes in Municipal Budget	
Assessment of Taxes	3,050.00	Taxes from Public Utilities	52,484.90	County Taxes	174,178.74
Collection of Taxes	2,750.00	Other Miscellaneous Tax Revenues		County Library Taxes	
Planning, Housing & Development	1,175.00	State Aid Revenues	21,206.95	Local Municipal Purpose Taxes	45,295.47
Human Resources		Federal Aid Revenues	12,992.08	Veteran & Senior Citizen Taxes	12,180.00
Elections		State and Local Fiscal Assistance Act Utilized		Total Taxes for Rate Computation	488,525.21
General Administration (other)	22,500.00	Sale of Acquired Property	20,218.78	Special District Taxes	
JUDICIARY		Other Miscellaneous Revenues	5,785.00	Bank Stock Taxes	304.53
Municipal Courts	6,800.00	Other Revenues, Revenue Sharing Tax Effort	567,991.92	Added and Omitted Taxes	6,588.80
PUBLIC SAFETY		Prior Years Surplus Appropriated	45,000.00	Total Taxes Levied - ABSTRACT	483,638.54
Fire Protection	6,000.00	REVENUES TOTAL	612,591.92	Total Taxes Billed	483,638.54
Police Protection	18,700.00			1972 TAXES COLLECTED	371,523.08
Civil Defense & Disaster Control	600.00			1972 Taxes Cancelled, Abated or Adjusted	
Environmental Inspection & Control	550.00			Transfer to Tax Title Liens or Foreclosed	
Other Public Safety				Balance Outstanding Dec. 31, 1972	111,715.46
PUBLIC WORKS				PRIOR YEARS TAXES OUTSTANDING	
Streets and Drainage	24,075.72			Balance January 1, 1972	93,436.53
Sewers and Sewage Processing				Collected in 1972	60,578.26
Garbage and Trash Disposal	5,250.00			Cancelled, Abated or Adjusted 1972	
Public Buildings and Grounds	8,100.00			Transfers to Tax Title Liens or Foreclosed	
Other Public Works				Balance December 31, 1972	32,858.27
HEALTH and WELFARE				TAX TITLE LIENS OUTSTANDING	
Health Services Except Environmental	3,000.00			Balance January 1, 1972	50,096.77
Welfare-Public Assistance	525.00			Transfers From Taxes	
Hospitals, Clinics, First Aid				Redeemed in 1972	5,515.98
Animal, Insect, & Rodent Control				Cancelled, Abated or Adjusted (1972)	
Other Welfare Services				Transfers to Foreclosed Property	
RECREATION and CONSERVATION				Balance December 31, 1972	44,580.79
Beaches and Boardwalks				PROPERTY ACQUIRED BY DEED OR	
Parks, Playgrounds, Shade Trees				FORECLOSURE	
Land Reclamation & Conservation				Balance January 1, 1972	3,675.00
Other Recreational Services				Transfers From Taxes or Liens	
EDUCATION (excluding schools)				Sale for Cash (1972)	
Libraries				Cancelled, Abated or Adjusted (1972)	
Other Educational Services				Balance December 31, 1972	3,675.00
STATUTORY EXPENDITURES				CURRENT FINANCES DECEMBER 31, 1972	
Pensions & F. I. C. A.	2,440.00			ASSETS	
Employee Fringe Benefits				Cash Dec. 31, 1972	260,530.39
Other Statutory Expenditures				Taxes Receivable	144,573.73
MUNICIPAL FUNCTIONS TOTAL	113,415.72			Tax Title Liens	44,580.79
CAPITAL IMPROVEMENTS *MEMO*	7,220.99			Foreclosed Property	3,675.00
DEBT SERVICE				Emergencies & Other Deferred Charges	1,523.97
Principal Payments	5,000.00			State Aid Receivable	19,711.28
Interest Payments	6,800.00			Other Receivables	4,566.98
DEFERRED CHARGES				Total	479,562.14
SCHOOL, COUNTY, SPECIAL DISTRICT TAXES	431,049.74			LIABILITIES, RESERVES, AND SURPLUS	
RESERVE FOR UNCOLLECTED TAXES	54,537.55			Cash Liabilities	145,788.50
EMERGENCY EMPLOYMENT ACT OF 1971	15,742.73			Reserves for Receivables	157,756.50
EXPENDITURES TOTAL	666,545.74			Surplus Dec. 31,	136,376.74
				Total	479,562.14

0309

Population 1970 4,157
 Population 1972 4,210
 S & P Rating
 Moody Rating

General Tax Rate Per \$100. 5.40
 State Equalized Tax Rate 3.46

DELANCO TOWNSHIP — BURLINGTON COUNTY

Form of Government:

Township Committee

Number of Members on Governing Body 3

PER CAPITA:

Gross Debt 82.26
 Net Debt 39.50
 Debt Service 3.47
 Total Tax Levy 227.61
 Municipal Expenditures 108.70

PER CENT:

Gross Debt 1.43
 Net Debt .69
 Tax Levy Collected 95.89
 Tax Levy Cancelled, Abated or Adjusted .02

EXPENDITURES		REVENUES-REALIZED		1972 PROPERTY TAX	
GENERAL GOVERNMENT				STATE EQUALIZED TAX RATE 2.41	
Governing Body & Public Boards		1972 Property Taxes Collected 518,853.15		Local District School Taxes	661,371.00
Municipal Clerk		1972 Payments in Lieu of Taxes		Regional & Consolidated School Tax	
Financial Administration	6,500.00	Delinquent Tax & Lien Collections 52,044.66		School Taxes in Municipal Budget	
Assessment of Taxes	16,765.38	Business Personalty Replacement Taxes 134,525.04		County Taxes	200,805.50
Collection of Taxes	3,893.11	Taxes from Public Utilities 79,163.32		County Library Taxes	8,124.16
Planning, Housing & Development	11,650.00	Other Miscellaneous Tax Revenues		Local Municipal Purpose Taxes	52,600.00
Human Resources		State Aid Revenues 18,425.18		Veteran & Senior Citizen Taxes	27,370.00
Elections		Federal Aid Revenues 18,337.43		Total Taxes for Rate Computation 3.47	551,270.66
General Administration (other)	35,446.44	State and Local Fiscal Assistance Act Utilized		Special District Taxes	22,000.00
JUDICIARY		Sale of Acquired Property		Bank Stock Taxes	
Municipal Courts	4,385.79	Other Miscellaneous Revenues 20,375.17		Added and Omitted Taxes	12,342.68
PUBLIC SAFETY		Other Revenues, Revenue Sharing Tax Effort 8,661.03		Total Taxes Levied - ABSTRACT	558,243.34
Fire Protection		Total 1,250,384.98		Total Taxes Billed	558,243.34
Police Protection	73,689.04	Prior Years Surplus Appropriated 94,000.00		1972 TAXES COLLECTED	518,853.15
Civil Defense & Disaster Control		REVENUES TOTAL 1,244,384.98		1972 Taxes Cancelled, Abated or Adjusted	160.00
Environmental Inspection & Control	1,150.00	CAPITAL OUTLAY TOTAL 124,221.01		Transfer to Tax Title Liens or Foreclosed	2,513.39
Other Public Safety				Balance Outstanding Dec. 31, 1972	36,716.80
PUBLIC WORKS				PRIOR YEARS TAXES OUTSTANDING	
Streets and Drainage	84,985.38	Public Enterprises		Balance January 1, 1972	50,513.34
Sewers and Sewage Processing		Recreation—Culture		Collected in 1972	48,059.32
Garbage and Trash Disposal	30,200.00	Public Works 54,494.42		Cancelled, Abated or Adjusted 1972	2,454.02
Public Buildings and Grounds	10,516.47	Buildings and Grounds 69,726.59		Transfers to Tax Title Liens or Foreclosed	
Other Public Works		Library and Education		Balance December 31, 1972	
HEALTH and WELFARE		Conservation		TAX TITLE LIENS OUTSTANDING	
Health Services Except Environmental	3,037.00	All Other		Balance January 1, 1972	9,009.65
Welfare-Public Assistance	3,100.00	CAPITAL DEBT AUTHORIZED, DECEMBER 31, 1972		Transfers From Taxes	2,513.39
Hospitals, Clinics, First Aid		ISSUED AND UNISSUED GROSS DEBT NET DEBT		Redeemed in 1972	3,985.34
Animal, Insect, & Rodent Control		School 180,000		Cancelled, Abated or Adjusted (1972)	
Other Welfare Services		Self-liquidating		Transfers to Foreclosed Property	
RECREATION and CONSERVATION		Other 166,311 166,311		Balance December 31, 1972	7,537.70
Beaches and Boardwalks		Total 346,311 166,311		PROPERTY ACQUIRED BY DEED OR FORECLOSURE	
Parks, Playgrounds, Shade Trees	8,095.00	ISSUED AND OUTSTANDING		Balance January 1, 1972	
Land Reclamation & Conservation		School 180,000.00		Transfers From Taxes or Liens	
Other Recreational Services	14,447.00	Self-Liquidating		Sale for Cash (1972)	
EDUCATION (excluding schools)		Other 92,600.00		Cancelled, Abated or Adjusted (1972)	
Libraries	12,236.00	Total 272,600.00		Balance December 31, 1972	
Other Educational Services		EQUALIZED VALUATION BASIS		CURRENT FINANCES DECEMBER 31, 1972	
STATUTORY EXPENDITURES		FOR NET DEBT COMPUTATION 24,163,642.00		ASSETS	
Pensions & F. I. C. A.	12,680.62	REAL PROPERTY VALUATIONS		Cash Dec. 31, 1972	364,402.93
Employee Fringe Benefits	5,500.00	Code Class # of Parcels % VAL'N ASSESSED VALUATION		Taxes Receivable	36,716.80
Other Statutory Expenditures		1 Vacant Land 60 1.16 202,300.00		Tax Title Liens	7,537.70
MUNICIPAL FUNCTIONS TOTAL 338,685.23		2 Residential 1085 71.33 12,440,850.00		Foreclosed Property	
CAPITAL IMPROVEMENTS *MEMO* 92,800.00		3 Farm 12 1.46 253,630.00		Emergencies & Other Deferred Charges	21,880.00
DEBT SERVICE		4a Commercial 32 6.87 1,198,050.00		State Aid Receivable	33,583.00
Principal Payments	12,600.00	4b Industrial 7 18.82 3,282,130.00		Other Receivables	4,022.18
Interest Payments	2,012.77	4c Apartments 3 .37 65,300.00		Total	478,542.61
DEFERRED CHARGES	4,199.87	Total 1199 17,442,260.00		LIABILITIES, RESERVES, AND SURPLUS	
SCHOOL, COUNTY, SPECIAL DISTRICT TAXES	892,300.66	Land Area 2.16 Sq. Miles		Cash Liabilities	345,991.96
RESERVE FOR UNCOLLECTED TAXES	75,648.00	Net Valuation Taxable-Municipal 17,618,566.00		Reserves for Receivables	48,276.68
EMERGENCY EMPLOYMENT ACT OF 1971	24,463.03	Net Valuation Taxable-County 32,114,932.00		Surplus Dec. 31,	84,273.97
EXPENDITURES TOTAL 1,345,909.56		State Equalization Ratio 64.18		Total	478,542.61

1007

Population 1970 3,249
 Population 1972 3,395
 S & P Rating
 Moody Rating

General Tax Rate Per \$100. 5.47
 State Equalized Tax Rate 3.10

DELAWARE TOWNSHIP — HUNTERDON COUNTY

Form of Government:

Township Committee

Number of Members on Governing Body 3

PER CAPITA:

Gross Debt 418.75
 Net Debt
 Debt Service
 Total Tax Levy 419.82
 Municipal Expenditures 146.03

PER CENT:

Gross Debt 3.57
 Net Debt
 Tax Levy Collected 85.53
 Tax Levy Cancelled, Abated or Adjusted .23

EXPENDITURES		REVENUES-REALIZED		1972 PROPERTY TAX	
GENERAL GOVERNMENT		1972 Property Taxes Collected		STATE EQUALIZED TAX RATE	
Governing Body & Public Boards			1,276,086.73	Local District School Taxes	1.34 611,474.00
Municipal Clerk		1972 Payments in Lieu of Taxes		Regional & Consolidated School Tax	.93 424,735.69
Financial Administration	4,925.00	Delinquent Tax & Lien Collections	104,649.11	School Taxes in Municipal Budget	
Assessment of Taxes	16,310.00	Business Personalty Replacement Taxes	22,434.00	County Taxes	.43 155,203.29
Collection of Taxes	6,325.00	Taxes from Public Utilities	55,024.98	County Library Taxes	.02 5,455.87
Planning, Housing & Development	3,950.00	Other Miscellaneous Tax Revenues		Local Municipal Purpose Taxes	.35 158,435.89
Human Resources		State Aid Revenues	35,452.51	Veteran & Senior Citizen Taxes	.04 18,510.00
Elections		Federal Aid Revenues	28,559.00	Total Taxes for Rate Computation	3.11 1,418,362.74
General Administration (other)	28,740.00	State and Local Fiscal Assistance Act Utilized		Special District Taxes	
JUDICIARY		Sale of Acquired Property		Bank Stock Taxes	13.54
Municipal Courts	2,750.00	Other Miscellaneous Revenues	41,584.03	Added and Omitted Taxes	25,627.70
PUBLIC SAFETY		Other Revenues, Revenue Sharing Tax Effort	19,497.20	Total Taxes Levied - ABSTRACT	1,425,253.98
Fire Protection	4,700.00	Total	1,584,087.56	Total Taxes Billed	1,425,302.28
Police Protection	14,450.00	Prior Years Surplus Appropriated	97,459.54	1972 TAXES COLLECTED	1,276,086.73
Civil Defense & Disaster Control	250.00	REVENUES TOTAL	1,681,547.50	1972 Taxes Cancelled, Abated or Adjusted	3,282.13
Environmental Inspection & Control	3,800.00	CAPITAL OUTLAY TOTAL	25,209.10	Transfer to Tax Title Liens or Foreclosed	2,177.30
Other Public Safety				Balance Outstanding Dec. 31, 1972	142,756.12
PUBLIC WORKS				PRIOR YEARS TAXES OUTSTANDING	
Streets and Drainage	145,457.78	Public Enterprises		Balance January 1, 1972	115,555.32
Sewers and Sewage Processing		Recreation—Culture		Collected in 1972	55,288.61
Garbage and Trash Disposal		Public Works		Cancelled, Abated or Adjusted 1972	
Public Buildings and Grounds	24,000.00	Buildings and Grounds	25,209.10	Transfers to Tax Title Liens or Foreclosed	489.00
Other Public Works	5,000.00	Library and Education		Balance December 31, 1972	20,217.71
HEALTH and WELFARE		Conservation		TAX TITLE LIENS OUTSTANDING	
Health Services Except Environmental	1,825.00	All Other		Balance January 1, 1972	5,566.25
Welfare-Public Assistance	1,315.00	CAPITAL DEBT AUTHORIZED, DECEMBER 31, 1972		Transfers From Taxes	3,743.71
Hospitals, Clinics, First Aid		ISSUED AND UNISSUED		Redeemed in 1972	5,360.50
Animal, Insect, & Rodent Control		SCHOOL	1,421,651	Cancelled, Abated or Adjusted (1972)	
Other Welfare Services		Self-Liquidating		Transfers to Foreclosed Property	
RECREATION and CONSERVATION		Other		Balance December 31, 1972	3,949.46
Beaches and Boardwalks		Total	1,421,651	PROPERTY ACQUIRED BY DEED OR	
Parks, Playgrounds, Shade Trees		ISSUED AND OUTSTANDING		FORECLOSURE	
Land Reclamation & Conservation	37,518.00	School	1,421,651.23	Balance January 1, 1972	
Other Recreational Services		Self-Liquidating		Transfers From Taxes or Liens	
EDUCATION (excluding schools)		Other		Sale for Cash (1972)	
Libraries		Total	1,421,651.23	Cancelled, Abated or Adjusted (1972)	
Other Educational Services		EQUALIZED VALUATION BASIS		Balance December 31, 1972	
STATUTORY EXPENDITURES		FOR NET DEBT COMPUTATION	39,808,585.00	CURRENT FINANCES DECEMBER 31, 1972	
Pensions & F. I. C. A.	7,606.00	REAL PROPERTY VALUATIONS		ASSETS	
Employee Fringe Benefits	2,350.00	Code Class # of Parcels % VAL'N		Cash Dec. 31, 1972	884,030.85
Other Statutory Expenditures		1 Vacant Land 205 2.82	714,500.00	Taxes Receivable	162,573.83
MUNICIPAL FUNCTIONS TOTAL	315,711.78	2 Residential 680 50.52	12,804,700.00	Tax Title Liens	3,545.46
CAPITAL IMPROVEMENTS *MEMO*	65,646.66	3 Farm 515 36.68	9,296,300.00	Foreclosed Property	
DEBT SERVICE		4a Commercial 45 4.59	1,163,200.00	Emergencies & Other Deferred Charges	
Principal Payments		4b Industrial 7 5.01	1,265,300.00	State Aid Receivable	37,850.99
Interest Payments		4c Apartments 4 .38	95,500.00	Other Receivables	28,559.00
DEFERRED CHARGES	21,596.19	1464 Total	25,343,500.00	Total	1,117,764.13
SCHOOL, COUNTY, SPECIAL DISTRICT TAXES	1,241,016.85	Land Area 36.90 Sq. Miles		LIABILITIES, RESERVES, AND SURPLUS	
RESERVE FOR UNCOLLECTED TAXES	158,449.43	Net Valuation Taxable-Municipal	25,530,782.00	Cash Liabilities	138,527.63
EMERGENCY EMPLOYMENT ACT OF 1971		Net Valuation Taxable-County	41,480,320.00	Reserves for Receivables	155,882.29
EXPENDITURES TOTAL	1,736,774.25	State Equalization Ratio	56.78	Surplus Dec. 31,	783,354.21
				Total	1,117,764.13

0310

Population 1970 10,065
 Population 1972 10,615
 S & P Rating
 Moody Rating

General Tax Rate Per \$100. 3.01
 State Equalized Tax Rate 3.34

DELTRAN TOWNSHIP — BURLINGTON COUNTY

Form of Government:
 Mayor-Council Plan D (OMCL50)
 Number of Members on Governing Body 5

PER CAPITA:

Gross Debt 286.55
 Net Debt 69.12
 Debt Service 7.02
 Total Tax Levy 307.56
 Municipal Expenditures 110.15

PER CENT:

Gross Debt 4.00
 Net Debt .97
 Tax Levy Collected 90.24
 Tax Levy Cancelled, Abated or Adjusted .57

EXPENDITURES		REVENUES-REALIZED		1972 PROPERTY TAX	
GENERAL GOVERNMENT				STATE EQUALIZED TAX RATE $\frac{3.34}{2.33}$	
Governing Body & Public Boards	7,600.00	1972 Property Taxes Collected		Local District School Taxes	2,144,105.50
Municipal Clerk	5,135.23	1972 Payments in Lieu of Taxes		Regional & Consolidated School Tax	
Financial Administration	10,170.00	Delinquent Tax & Lien Collections		School Taxes in Municipal Budget	
Assessment of Taxes	8,750.00	Business Personalty Replacement Taxes		County Taxes	664,955.66
Collection of Taxes	15,090.00	Taxes from Public Utilities		County Library Taxes	26,901.86
Planning, Housing & Development	5,200.00	Other Miscellaneous Tax Revenues		Local Municipal Purpose Taxes	198,124.39
Human Resources		State Aid Revenues		Veteran & Senior Citizen Taxes	48,730.00
Elections		Federal Aid Revenues		Total Taxes for Rate Computation	3,082,817.41
General Administration (other)	110,777.44	State and Local Fiscal Assistance Act Utilized		Special District Taxes	126,415.75
JUDICIARY		Sale of Acquired Property		Bank Stock Taxes	1,248.10
Municipal Courts	12,980.00	Other Miscellaneous Revenues		Added and Omitted Taxes	102,999.87
PUBLIC SAFETY		Other Revenues, Revenue Sharing Tax Effort		Total Taxes Levied - ABSTRACT	2,264,751.13
Fire Protection	206,967.00	Prior Years Surplus Appropriated		Total Taxes Billed	2,270,656.71
Police Protection	100.00	REVENUES TOTAL		1972 TAXES COLLECTED	2,551,465.45
Civil Defense & Disaster Control	16,056.22	CAPITAL OUTLAY TOTAL		1972 Taxes Cancelled, Abated or Adjusted	31,576.65
Environmental Inspection & Control				Transfer to Tax Title Liens or Foreclosed	1,375.32
Other Public Safety				Balance Outstanding Dec. 31, 1972	286,239.25
PUBLIC WORKS				PRIOR YEARS TAXES OUTSTANDING	
Streets and Drainage	151,039.61			Balance January 1, 1972	120,985.83
Sewers and Sewage Processing	72,600.00			Collected in 1972	85,001.89
Garbage and Trash Disposal	11,180.00			Cancelled, Abated or Adjusted 1972	5,821.25
Public Buildings and Grounds				Transfers to Tax Title Liens or Foreclosed	452.88
Other Public Works				Balance December 31, 1972	25,709.81
HEALTH and WELFARE				TAX TITLE LIENS OUTSTANDING	
Health Services Except Environmental	1,672.57			Balance January 1, 1972	224,572.49
Welfare-Public Assistance	1,025.00			Transfers From Taxes	1,887.18
Hospitals, Clinics, First Aid				Redeemed in 1972	220,437.70
Animal, Insect, & Rodent Control				Cancelled, Abated or Adjusted (1972)	
Other Welfare Services				Transfers to Foreclosed Property	
RECREATION and CONSERVATION				Balance December 31, 1972	6,021.57
Beaches and Boardwalks				PROPERTY ACQUIRED BY DEED OR	
Parks, Playgrounds, Shade Trees	1,250.50			FORECLOSURE	
Land Reclamation & Conservation	26,860.00			Balance January 1, 1972	35.00
Other Recreational Services				Transfers From Taxes or Liens	
EDUCATION (excluding schools)				Sale for Cash (1972)	
Libraries	100.00			Cancelled, Abated or Adjusted (1972)	
Other Educational Services				Balance December 31, 1972	35.00
STATUTORY EXPENDITURES				CURRENT FINANCES DECEMBER 31, 1972	
Pensions & F. I. C. A.	28,000.00			ASSETS	
Employee Fringe Benefits	13,550.00			Cash Dec. 31, 1972	1,589,324.35
Other Statutory Expenditures				Taxes Receivable	311,549.10
MUNICIPAL FUNCTIONS TOTAL	710,103.57			Tax Title Liens	6,021.97
CAPITAL IMPROVEMENTS *MEMO*	55,782.95			Foreclosed Property	35.00
DEBT SERVICE				Emergencies & Other Deferred Charges	47,775.04
Principal Payments	49,550.00			State Aid Receivable	67,443.05
Interest Payments	25,005.50			Other Receivables	29,853.10
DEFERRED CHARGES	22,362.99			Total	2,052,401.61
SCHOOL, COUNTY, SPECIAL DISTRICT TAXES	2,962,378.77			LIABILITIES, RESERVES, AND SURPLUS	
RESERVE FOR UNCOLLECTED TAXES	305,382.05			Cash Liabilities	1,301,479.47
EMERGENCY EMPLOYMENT ACT OF 1971	56,820.80			Reserves for Receivables	247,859.17
EXPENDITURES TOTAL	4,131,603.68			Surplus Dec. 31,	403,062.97
				Total	2,052,401.61

0209

Population 1970 5,133
 Population 1972 5,195
 S & P Rating A
 Moody Rating A

General Tax Rate Per \$100. 4.63
 State Equalized Tax Rate 3.10

DEMAREST BOROUGH — BERGEN COUNTY

Form of Government:

Borough Council

Number of Members on Governing Body 6

PER CAPITA:

Gross Debt 1,187.43
 Net Debt 905.85
 Debt Service 8.52
 Total Tax Levy 428.76
 Municipal Expenditures 132.25

PER CENT:

Gross Debt 9.30
 Net Debt 7.09
 Tax Levy Collected 99.15
 Tax Levy Cancelled, Abated or Adjusted .01

EXPENDITURES		REVENUES-REALIZED		1972 PROPERTY TAX	
GENERAL GOVERNMENT				STATE EQUALIZED TAX RATE	
Governing Body & Public Boards	840.00	1972 Property Taxes Collected	2,208,488.38	Local District School Taxes 1.24	857,990.50
Municipal Clerk		1972 Payments in Lieu of Taxes	8,302.93	Regional & Consolidated School Tax .96	655,637.19
Financial Administration	11,613.75	Delinquent Tax & Lien Collections	29,193.79	School Taxes in Municipal Budget	
Assessment of Taxes	5,060.00	Business Personalty Replacement Taxes	8,088.77	County Taxes .35	256,249.70
Collection of Taxes	12,479.38	Taxes from Public Utilities	98,899.91	County Library Taxes	
Planning, Housing & Development	3,600.00	Other Miscellaneous Tax Revenues		Local Municipal Purpose Taxes .50	358,694.99
Human Resources	75.00	State Aid Revenues	20,219.07	Veteran & Senior Citizen Taxes .04	31,360.00
Elections	500.00	Federal Aid Revenues		Total Taxes for Rate Computation 3.09	2,240,132.36
General Administration (other)	80,329.50	State and Local Fiscal Assistance Act Utilized		Special District Taxes	
JUDICIARY		Sale of Acquired Property		Bank Stock Taxes	1,861.61
Municipal Courts	3,775.00	Other Miscellaneous Revenues	148,000.66	Added and Omitted Taxes	16,772.17
PUBLIC SAFETY		Other Revenues, Revenue Sharing Tax Effort	12,698.41	Total Taxes Levied - ABSTRACT	2,227,406.16
Fire Protection	42,947.00	Total	2,533,891.52	Total Taxes Billed	2,227,406.16
Police Protection	193,854.65	Prior Years Surplus Appropriated	100,000.00	1972 TAXES COLLECTED	2,208,488.38
Civil Defense & Disaster Control	250.00	REVENUES TOTAL	2,633,891.52	1972 Taxes Cancelled, Abated or Adjusted	240.00
Environmental Inspection & Control	7,150.00	CAPITAL OUTLAY TOTAL	1,557,464.07	Transfer to Tax Title Liens or Foreclosed	
Other Public Safety				Balance Outstanding Dec. 31, 1972	18,677.78
PUBLIC WORKS		Public Enterprises		PRIOR YEARS TAXES OUTSTANDING	
Streets and Drainage	105,860.45	Recreation—Culture		Balance January 1, 1972	25,153.79
Sewers and Sewage Processing		Public Works	1,557,464.07	Collected in 1972	29,193.79
Garbage and Trash Disposal		Buildings and Grounds		Cancelled, Abated or Adjusted 1972	
Public Buildings and Grounds	18,065.00	Library and Education		Transfers to Tax Title Liens or Foreclosed	
Other Public Works		Conservation		Balance December 31, 1972	
HEALTH and WELFARE		All Other		TAX TITLE LIENS OUTSTANDING	
Health Services Except Environmental	8,080.00			Balance January 1, 1972	
Welfare-Public Assistance	700.00			Transfers From Taxes	
Hospitals, Clinics, First Aid	3,200.00			Redeemed in 1972	
Animal, Insect, & Rodent Control				Cancelled, Abated or Adjusted (1972)	
Other Welfare Services				Transfers to Foreclosed Property	
RECREATION and CONSERVATION				Balance December 31, 1972	
Beaches and Boardwalks				PROPERTY ACQUIRED BY DEED OR FORECLOSURE	
Parks, Playgrounds, Shade Trees	32,495.45			Balance January 1, 1972	61,454.00
Land Reclamation & Conservation	500.00			Transfers From Taxes or Liens	
Other Recreational Services	6,875.00			Sale for Cash (1972)	
EDUCATION (excluding schools)				Cancelled, Abated or Adjusted (1972)	
Libraries	6,000.00			Balance December 31, 1972	61,454.00
Other Educational Services				CURRENT FINANCES DECEMBER 31, 1972	
STATUTORY EXPENDITURES				ASSETS	
Pensions & F. I. C. A.	31,875.00			Cash Dec. 31, 1972	501,660.45
Employee Fringe Benefits	11,151.00			Taxes Receivable	18,677.78
Other Statutory Expenditures				Tax Title Liens	
MUNICIPAL FUNCTIONS				Foreclosed Property	61,454.00
CAPITAL IMPROVEMENTS *MEMO*	40,000.00			Emergencies & Other Deferred Charges	
DEBT SERVICE				State Aid Receivable	4,624.00
Principal Payments	40,000.00			Other Receivables	1,715.76
Interest Payments	4,250.00			Total	588,131.99
DEFERRED CHARGES				LIABILITIES, RESERVES, AND SURPLUS	
SCHOOL, COUNTY, SPECIAL DISTRICT TAXES	1,850,077.39			Cash Liabilities	167,331.94
RESERVE FOR UNCOLLECTED TAXES	55,106.70			Reserves for Receivables	81,847.54
EMERGENCY EMPLOYMENT ACT OF 1971				Surplus Dec. 31,	338,552.51
EXPENDITURES TOTAL	2,537,110.27			Total	588,131.99

0504

Population 1970 2,635
 Population 1972 2,705
 S & P Rating
 Moody Rating

General Tax Rate Per \$100. 4.16
 State Equalized Tax Rate 2.64

DENNIS TOWNSHIP — CAPE MAY COUNTY
 Form of Government:
 Township Committee
 Number of Members on Governing Body 3

PER CAPITA:
 Gross Debt 75.79
 Net Debt
 Debt Service .01
 Total Tax Levy 170.35
 Municipal Expenditures 119.94

PER CENT:
 Gross Debt 1.42
 Net Debt
 Tax Levy Collected 83.40
 Tax Levy Cancelled, Abated or Adjusted .33

EXPENDITURES		REVENUES-REALIZED		1972 PROPERTY TAX	
GENERAL GOVERNMENT		1972 Property Taxes Collected		STATE EQUALIZED TAX RATE	
Governing Body & Public Boards		382,906.88		Local District School Taxes 2.05	
Municipal Clerk		61,112.84		Regional & Consolidated School Tax	
Financial Administration	5,550.00	7,291.60		School Taxes in Municipal Budget	
Assessment of Taxes	4,500.00	165,288.87		County Taxes .45	
Collection of Taxes	6,300.00	25,732.51		County Library Taxes .02	
Planning, Housing & Development	3,000.00	20,995.43		Local Municipal Purpose Taxes	
Human Resources		668,332.13		Veteran & Senior Citizen Taxes .12	
Elections	1,100.00	144,160.42		Total Taxes for Rate Computation 2.64	
General Administration (other)	22,750.00	812,492.55		Special District Taxes	
JUDICIARY		CAPITAL OUTLAY		Bank Stock Taxes	
Municipal Courts	6,825.00	TOTAL		Added and Omitted Taxes	
PUBLIC SAFETY		PUBLIC ENTERPRISES		Total Taxes Levied - ABSTRACT	
Fire Protection	10,500.00	Recreation—Culture		Total Taxes Billed	
Police Protection	2,450.00	Public Works		1972 TAXES COLLECTED	
Civil Defense & Disaster Control	1,650.00	Buildings and Grounds		1972 Taxes Cancelled, Abated or Adjusted	
Environmental Inspection & Control		Library and Education		Transfer to Tax Title Liens or Foreclosed	
Other Public Safety		Conservation		Balance Outstanding Dec. 31, 1972	
PUBLIC WORKS		All Other		PRIOR YEARS TAXES OUTSTANDING	
Streets and Drainage	53,400.00	CAPITAL DEBT AUTHORIZED, DECEMBER 31, 1972		Balance January 1, 1972	
Sewers and Sewage Processing		ISSUED AND UNISSUED		Collected in 1972	
Garbage and Trash Disposal		GROSS DEBT		Cancelled, Abated or Adjusted 1972	
Public Buildings and Grounds	2,500.00	NET DEBT		Transfers to Tax Title Liens or Foreclosed	
Other Public Works	5,400.00	SCHOOL		Balance December 31, 1972	
HEALTH and WELFARE		Self-Liquidating		TAX TITLE LIENS OUTSTANDING	
Health Services Except Environmental	1,350.00	Other		Balance January 1, 1972	
Welfare-Public Assistance	1,400.00	Total		Transfers From Taxes	
Hospitals, Clinics, First Aid		ISSUED AND OUTSTANDING		Redeemed in 1972	
Animal, Insect, & Rodent Control	6,075.00	SCHOOL		Cancelled, Abated or Adjusted (1972)	
Other Welfare Services		Self-Liquidating		Transfers to Foreclosed Property	
RECREATION and CONSERVATION		Other		Balance December 31, 1972	
Beaches and Boardwalks		Total		PROPERTY ACQUIRED BY DEED OR	
Parks, Playgrounds, Shade Trees	700.00	EQUALIZED VALUATION BASIS		FORECLOSURE	
Land Reclamation & Conservation		FOR NET DEBT COMPUTATION		Balance January 1, 1972	
Other Recreational Services		REAL PROPERTY VALUATIONS		Transfers From Taxes or Liens	
EDUCATION (excluding schools)		Code Class # of Parcels % VAL'N		Sale for Cash (1972)	
Libraries		1 Vacant Land 1084 14.96		Cancelled, Abated or Adjusted (1972)	
Other Educational Services	60,000.00	2 Residential 944 64.80		Transfers to Foreclosed Property	
STATUTORY EXPENDITURES		3 Farm 134 12.02		Balance December 31, 1972	
Pensions & F. I. C. A.	6,250.00	4a Commercial 56 8.04		CURRENT FINANCES DECEMBER 31, 1972	
Employee Fringe Benefits	4,200.00	4b Industrial		ASSETS	
Other Statutory Expenditures		4c Apartments 2 .17		Cash Dec. 31, 1972	
MUNICIPAL FUNCTIONS		2220 Total		Taxes Receivable	
CAPITAL IMPROVEMENTS	28,100.00	Land Area 64.97 Sq. Miles		Tax Title Liens	
DEBT SERVICE		Net Valuation Taxable-Municipal		Foreclosed Property	
Principal Payments		Net Valuation Taxable-County		Emergencies & Other Deferred Charges	
Interest Payments	25.00	State Equalization Ratio		State Aid Receivable	
DEFERRED CHARGES				Other Receivables	
SCHOOL, COUNTY, SPECIAL DISTRICT TAXES	2,700.00			Total	
RESERVE FOR UNCOLLECTED TAXES	450,589.36			LIABILITIES, RESERVES, AND SURPLUS	
EMERGENCY EMPLOYMENT ACT OF 1971	111,004.22			Cash Liabilities	
EXPENDITURES	775,418.58			Reserves for Receivables	
				Surplus Dec. 31,	
				Total	

1408

Population 1970 **14,045**
 Population 1972 **14,360**
 S & P Rating **A**
 Moody Rating **BAA**

General Tax Rate Per \$100. **4.05**
 State Equalized Tax Rate **2.58**

DENVILLE TOWNSHIP — MORRIS COUNTY

Form of Government:

Mayor Council Plan F (OMCL50)

Number of Members on Governing Body 7

PER CAPITA:

Gross Debt **432.28**
 Net Debt **49.61**
 Debt Service **6.45**
 Total Tax Levy **369.46**
 Municipal Expenditures **140.66**

PER CENT:

Gross Debt **3.89**
 Net Debt **.45**
 Tax Levy Collected **95.27**
 Tax Levy Cancelled, Abated or Adjusted **.58**

EXPENDITURES		REVENUES-REALIZED		1972 PROPERTY TAX	
GENERAL GOVERNMENT		1972 Property Taxes Collected		STATE EQUALIZED TAX RATE 1.17	
Governing Body & Public Boards	12,160.00	1972 Payments in Lieu of Taxes	5,057,452.15	Local District School Taxes	2,091,597.56
Municipal Clerk	55,890.00	Delinquent Tax & Lien Collections	241,859.71	Regional & Consolidated School Tax	1,551,717.70
Financial Administration	27,221.00	Business Personalty Replacement Taxes	158,107.24	School Taxes in Municipal Budget	
Assessment of Taxes	17,425.00	Taxes from Public Utilities	312,223.58	County Taxes	725,418.63
Collection of Taxes	24,374.00	Other Miscellaneous Tax Revenues		County Library Taxes	
Planning, Housing & Development	26,533.00	State Aid Revenues	75,524.92	Local Municipal Purpose Taxes	852,844.00
Human Resources	2,650.00	Federal Aid Revenues	7,858.36	Veteran & Senior Citizen Taxes	81,590.00
Elections	5,590.00	State and Local Fiscal Assistance Act Utilized		Total Taxes for Rate Computation	5,343,567.89
General Administration (other)	153,857.00	Sale of Acquired Property		Special District Taxes	
JUDICIARY		Other Miscellaneous Revenues	98,060.38	Bank Stock Taxes	11,937.87
Municipal Courts	25,439.00	Other Revenues, Revenue Sharing Tax Effort	84,714.33	Added and Omitted Taxes	21,867.30
PUBLIC SAFETY		REVENUES TOTAL	6,035,800.67	Total Taxes Levied - ABSTRACT	5,305,383.06
Fire Protection	62,100.00	Prior Years Surplus Appropriated	257,723.44	Total Taxes Billed	5,308,676.48
Police Protection	427,887.15	CAPITAL OUTLAY TOTAL	137,773.79	1972 TAXES COLLECTED	5,057,452.15
Civil Defense & Disaster Control	5,758.00	Public Enterprises	119,766.37	1972 Taxes Cancelled, Abated or Adjusted	31,018.05
Environmental Inspection & Control	14,663.00	Recreation—Culture		Transfer to Tax Title Liens or Foreclosed	4,519.80
Other Public Safety		Public Works	18,007.42	Balance Outstanding Dec. 31, 1972	215,686.48
PUBLIC WORKS		Buildings and Grounds		PRIOR YEARS TAXES OUTSTANDING	
Streets and Drainage	321,703.70	Library and Education		Balance January 1, 1972	263,895.25
Sewers and Sewage Processing	39,500.00	Conservation		Collected in 1972	240,646.05
Garbage and Trash Disposal	5,000.00	All Other		Cancelled, Abated or Adjusted 1972	20,907.35
Public Buildings and Grounds	27,210.00			Transfers to Tax Title Liens or Foreclosed	181.27
Other Public Works	13,565.00			Balance December 31, 1972	2,160.58
HEALTH and WELFARE				TAX TITLE LIENS OUTSTANDING	
Health Services Except Environmental	37,837.00			Balance January 1, 1972	12,193.48
Welfare-Public Assistance	4,330.00			Transfers From Taxes	4,701.07
Hospitals, Clinics, First Aid	6,000.00			Redeemed in 1972	1,213.66
Animal, Insect, & Rodent Control	12,079.20			Cancelled, Abated or Adjusted (1972)	
Other Welfare Services				Transfers to Foreclosed Property	
RECREATION and CONSERVATION				Balance December 31, 1972	15,680.89
Beaches and Boardwalks				PROPERTY ACQUIRED BY DEED OR FORECLOSURE	
Parks, Playgrounds, Shade Trees	23,148.00			Balance January 1, 1972	78,550.00
Land Reclamation & Conservation	500.00			Transfers From Taxes or Liens	
Other Recreational Services	18,205.00			Sale for Cash (1972)	
EDUCATION (excluding schools)				Cancelled, Abated or Adjusted (1972)	
Libraries	85,560.00			Balance December 31, 1972	78,550.00
Other Educational Services	300.00			CURRENT FINANCES DECEMBER 31, 1972	
STATUTORY EXPENDITURES				ASSETS	
Pensions & F. I. C. A.	82,771.15			Cash Dec. 31, 1972	1,071,743.41
Employee Fringe Benefits	26,800.00			Taxes Receivable	217,847.06
Other Statutory Expenditures				Tax Title Liens	15,680.89
MUNICIPAL FUNCTIONS TOTAL	1,566,456.20			Foreclosed Property	78,550.00
CAPITAL IMPROVEMENTS *MEMO*	50,576.70			Emergencies & Other Deferred Charges	21,600.00
DEBT SERVICE				State Aid Receivable	86,482.55
Principal Payments	50,000.00			Other Receivables	1,827.73
Interest Payments	42,886.50			Total	1,454,131.64
DEFERRED CHARGES	38,599.76			LIABILITIES, RESERVES, AND SURPLUS	
SCHOOL, COUNTY, SPECIAL DISTRICT TAXES	4,368,733.89			Cash Liabilities	776,295.14
RESERVE FOR UNCOLLECTED TAXES	312,664.52			Reserves for Receivables	213,842.52
EMERGENCY EMPLOYMENT ACT OF 1971	9,502.00			Surplus Dec. 31,	403,593.98
EXPENDITURES TOTAL	6,388,643.27			Total	1,494,131.64

0802

Population 1970 24,232
 Population 1972 24,525
 S & P Rating
 Moody Rating

General Tax Rate Per \$100. 6.46
 State Equalized Tax Rate 3.52

DEPTFORD TOWNSHIP — GLOUCESTER COUNTY
 Form of Government:
 Council-Manager Plan E (OMCL50)
 Number of Members on Governing Body 7

PER CAPITA: 428.46
 Gross Debt 255.36
 Net Debt 11.96
 Debt Service 205.61
 Total Tax Levy 84.24
 Municipal Expenditures

PER CENT: 8.67
 Gross Debt 5.17
 Net Debt 93.37
 Tax Levy Collected 22.383.40
 Tax Levy Cancelled, Abated or Adjusted .24

EXPENDITURES		REVENUES-REALIZED		1972 PROPERTY TAX	
GENERAL GOVERNMENT				STATE EQUALIZED TAX RATE 2.34	3,273,775.05
Governing Body & Public Boards	49,500.00	1972 Property Taxes Collected	4,818,356.69	Local District School Taxes	
Municipal Clerk		1972 Payments in Lieu of Taxes		Regional & Consolidated School Tax	
Financial Administration	29,750.00	Delinquent Tax & Lien Collections	190,749.36	School Taxes in Municipal Budget	
Assessment of Taxes		Business Personalty Replacement Taxes	95,049.10	County Taxes	.55 792,843.80
Collection of Taxes	34,625.00	Taxes from Public Utilities	378,703.03	County Library Taxes	
Planning, Housing & Development	27,314.00	Other Miscellaneous Tax Revenues	92,447.17	Local Municipal Purpose Taxes	.55 796,175.05
Human Resources	300.00	State Aid Revenues	58,227.98	Veteran & Senior Citizen Taxes	.09 126,740.00
Elections	4,185.00	Federal Aid Revenues		Total Taxes for Rate Computation	3.53 5,085,533.94
General Administration (other)	85,435.00	State and Local Fiscal Assistance Act Utilized	37,565.00	Special District Taxes	
JUDICIARY		Sale of Acquired Property	366,560.19	Bank Stock Taxes	1,872.11
Municipal Courts	22,100.00	Other Miscellaneous Revenues	82,654.59	Added and Omitted Taxes	78,025.81
PUBLIC SAFETY		Other Revenues, Revenue Sharing Tax Effort	6,164,353.11	Total Taxes Levied - ABSTRACT	5,042,691.86
Fire Protection	100.00	Total	6,164,353.11	Total Taxes Billed	5,160,314.00
Police Protection	336,000.00	Prior Years Surplus Appropriated	250,000.00	1972 TAXES COLLECTED	4,818,356.69
Civil Defense & Disaster Control	1,750.00	REVENUES TOTAL	6,514,353.11	1972 Taxes Cancelled, Abated or Adjusted	12,601.58
Environmental Inspection & Control	25,580.00	CAPITAL OUTLAY TOTAL	85,683.45	Transfer to Tax Title Liens or Foreclosed	22,283.40
Other Public Safety				Balance Outstanding Dec. 31, 1972	306,572.33
PUBLIC WORKS				PRIOR YEARS TAXES OUTSTANDING	
Streets and Drainage	251,500.00	Public Enterprises		Balance January 1, 1972	184,633.88
Sewers and Sewage Processing		Recreation—Culture		Collected in 1972	169,570.23
Garbage and Trash Disposal	125,500.00	Public Works	76,577.45	Cancelled, Abated or Adjusted 1972	6,516.40
Public Buildings and Grounds	54,000.00	Buildings and Grounds	9,106.00	Transfers to Tax Title Liens or Foreclosed	4,048.82
Other Public Works	33,100.00	Library and Education		Balance December 31, 1972	4,098.43
HEALTH and WELFARE		Conservation		TAX TITLE LIENS OUTSTANDING	
Health Services Except Environmental	30,125.00	All Other		Balance January 1, 1972	75,851.42
Welfare-Public Assistance		CAPITAL DEBT AUTHORIZED, DECEMBER 31, 1972		Transfers From Taxes	25,614.53
Hospitals, Clinics, First Aid		ISSUED AND UNISSUED		Redeemed in 1972	20,779.13
Animal, Insect, & Rodent Control	8,264.00	School	4,244,000	Cancelled, Abated or Adjusted (1972)	506.49
Other Welfare Services		Self-liquidating		Transfers to Foreclosed Property	10,105.28
RECREATION and CONSERVATION		Other	6,264,033	Balance December 31, 1972	74,115.05
Beaches and Boardwalks		Total	10,508,033	PROPERTY ACQUIRED BY DEED OR	
Parks, Playgrounds, Shade Trees	12,000.00	ISSUED AND OUTSTANDING		FORECLOSURE	
Land Reclamation & Conservation		School	3,350,000.00	Balance January 1, 1972	330,140.52
Other Recreational Services		Self-Liquidating		Transfers From Taxes or Liens	11,900.48
EDUCATION (excluding schools)		Other	6,454,033.00	Sale for Cash (1972)	14,450.00
Libraries	27,700.00	Total	9,804,033.00	Cancelled, Abated or Adjusted (1972)	43,825.00
Other Educational Services		EQUALIZED VALUATION BASIS		Balance December 31, 1972	282,766.00
STATUTORY EXPENDITURES		FOR NET DEBT COMPUTATION	121,148,758.33	CURRENT FINANCES DECEMBER 31, 1972	
Pensions & F. I. C. A.	53,389.00	REAL PROPERTY VALUATIONS		ASSETS	
Employee Fringe Benefits	43,800.00	Code Class # of Parcels % VAL'N		Cash Dec. 31, 1972	1,037,800.92
Other Statutory Expenditures		1 Vacant Land 2568 4.45	3,467,700.00	Taxes Receivable	211,070.76
MUNICIPAL FUNCTIONS TOTAL	1,310,017.00	2 Residential 5559 72.67	56,683,800.00	Tax Title Liens	74,115.05
CAPITAL IMPROVEMENTS *MEMENT*	126,000.00	3 Farm 190 3.25	2,536,400.00	Foreclosed Property	282,766.00
DEBT SERVICE		4a Commercial 184 14.70	11,465,600.00	Emergencies & Other Deferred Charges	116,851.46
Principal Payments	33,000.00	4b Industrial 5 .49	386,000.00	State Aid Receivable	21,821.37
Interest Payments	260,200.00	4c Apartments 4 4.44	3,465,200.00	Other Receivables	18,570.47
DEFERRED CHARGES	66,786.67	8510 Total	78,004,700.00	Total	1,873,596.03
SCHOOL, COUNTY, SPECIAL DISTRICT TAXES	4,166,618.89	Land Area 17.58 Sq. Miles		LIABILITIES, RESERVES, AND SURPLUS	
RESERVE FOR UNCOLLECTED TAXES	293,052.49	Net Valuation Taxable-Municipal	78,851,077.00	Cash Liabilities	500,317.58
EMERGENCY EMPLOYMENT ACT OF 1971	102,864.50	Net Valuation Taxable-County	127,333,359.00	Reserves for Receivables	687,522.28
EXPENDITURES TOTAL	6,232,539.55	State Equalization Ratio	54.62	Surplus Dec. 31,	686,156.17
				Total	1,873,596.03

1409

Population 1970 15,039
 Population 1972 15,290
 S & P Rating BBB
 Moody Rating BAA

General Tax Rate Per \$100. 5.01
 State Equalized Tax Rate 3.36

DOVER TOWN — MORRIS COUNTY

Form of Government:

Town Council

Number of Members on Governing Body 9

PER CAPITA:

Gross Debt 434.21
 Net Debt 71.22
 Debt Service 6.87
 Total Tax Levy 277.32
 Municipal Expenditures 132.67

PER CENT:

Gross Debt 5.95
 Net Debt .98
 Tax Levy Collected 95.80
 Tax Levy Cancelled, Abated or Adjusted .81

EXPENDITURES		REVENUES-REALIZED		1972 PROPERTY TAX	
GENERAL GOVERNMENT				STATE EQUALIZED TAX RATE 2.05	
Governing Body & Public Boards		1972 Property Taxes Collected	4,093,968.58	Local District School Taxes	2,609,614.30
Municipal Clerk		1972 Payments in Lieu of Taxes		Regional & Consolidated School Tax	
Financial Administration	15,508.00	Delinquent Tax & Lien Collections	170,963.59	School Taxes in Municipal Budget	
Assessment of Taxes	7,524.00	Business Personality Replacement Taxes	206,941.37	County Taxes	515,142.71
Collection of Taxes	26,252.00	Taxes from Public Utilities	175,765.88	County Library Taxes	
Planning, Housing & Development	13,432.37	Other Miscellaneous Tax Revenues		Local Municipal Purpose Taxes	1,079,547.96
Human Resources	3,100.00	State Aid Revenues	77,287.55	Veteran & Senior Citizen Taxes	72,410.00
Elections	3,000.00	Federal Aid Revenues	40,901.40	Total Taxes for Rate Computation	4,276,714.97
General Administration (other)	156,527.00	State and Local Fiscal Assistance Act Utilized		Special District Taxes	
JUDICIARY		Sale of Acquired Property		Bank Stock Taxes	30,676.53
Municipal Courts	35,232.00	Other Miscellaneous Revenues	151,927.75	Added and Omitted Taxes	5,169.53
PUBLIC SAFETY		Other Revenues, Revenue Sharing Tax Effort	75,876.10	Total Taxes Levied - ABSTRACT	4,240,151.03
Fire Protection	73,737.15	Total	4,993,632.22	Total Taxes Billed	4,273,373.80
Police Protection	368,548.35	Prior Years Surplus Appropriated	140,000.00	1972 TAXES COLLECTED	4,093,668.58
Civil Defense & Disaster Control	2,000.00	REVENUES TOTAL	5,133,632.22	1972 Taxes Cancelled, Abated or Adjusted	34,674.83
Environmental Inspection & Control	14,470.00	CAPITAL OUTLAY TOTAL	441,785.21	Transfer to Tax Title Liens or Foreclosed	29,859.70
Other Public Safety		Public Enterprises		Balance Outstanding Dec. 31, 1972	114,870.69
PUBLIC WORKS		Recreation—Culture		PRIOR YEARS TAXES OUTSTANDING	
Streets and Drainage	301,222.00	Public Works	422,345.21	Balance January 1, 1972	135,814.87
Sewers and Sewage Processing		Buildings and Grounds	19,440.00	Collected in 1972	127,666.11
Garbage and Trash Disposal	108,808.00	Library and Education		Cancelled, Abated or Adjusted 1972	2,147.78
Public Buildings and Grounds	31,391.99	Conservation		Transfers to Tax Title Liens or Foreclosed	
Other Public Works	28,600.00	All Other		Balance December 31, 1972	5,800.98
HEALTH and WELFARE		CAPITAL DEBT AUTHORIZED, DECEMBER 31, 1972		TAX TITLE LIENS OUTSTANDING	
Health Services Except Environmental	53,292.00	ISSUED AND UNISSUED		Balance January 1, 1972	52,143.41
Welfare-Public Assistance	18,376.14	SCHOOL	3,257,000.00	Transfers From Taxes	29,859.70
Hospitals, Clinics, First Aid		Self-liquidating	2,293,000.00	Redeemed in 1972	43,097.48
Animal, Insect, & Rodent Control	2,520.00	Other	1,099,000.00	Cancelled, Abated or Adjusted (1972)	
Other Welfare Services		Total	6,639,000.00	Transfers to Foreclosed Property	
RECREATION and CONSERVATION		ISSUED AND OUTSTANDING		Balance December 31, 1972	38,905.63
Beaches and Boardwalks		SCHOOL	3,257,000.00	PROPERTY ACQUIRED BY DEED OR	
Parks, Playgrounds, Shade Trees	63,721.00	Self-Liquidating	2,213,000.00	FORECLOSURE	
Land Reclamation & Conservation		Other	1,017,000.00	Balance January 1, 1972	35,060.00
Other Recreational Services	16,500.00	Total	6,487,000.00	Transfers From Taxes or Liens	
EDUCATION (excluding schools)		EQUALIZED VALUATION BASIS		Sale for Cash (1972)	
Libraries	66,868.00	FOR NET DEBT COMPUTATION	111,593,713.33	Cancelled, Abated or Adjusted (1972)	
Other Educational Services		REAL PROPERTY VALUATIONS		Balance December 31, 1972	35,060.00
STATUTORY EXPENDITURES		Code Class # of Parcels % VAL'N ASSESSED VALUATION		CURRENT FINANCES DECEMBER 31, 1972	
Pensions & F. I. C. A.	101,878.00	1 Vacant Land 324 1.78	1,453,450.00	ASSETS	
Employee Fringe Benefits	26,400.00	2 Residential 3050 61.38	50,195,420.00	Cash Dec. 31, 1972	466,885.78
Other Statutory Expenditures		3 Farm		Taxes Receivable	120,671.67
MUNICIPAL FUNCTIONS		4a Commercial 368 25.78	21,080,550.00	Tax Title Liens	38,905.63
CAPITAL IMPROVEMENTS	1,580,108.00	4b Industrial 35 7.31	5,973,900.00	Foreclosed Property	35,060.00
MEMO	43,100.00	4c Apartments 15 3.76	3,072,200.00	Emergencies & Other Deferred Charges	50,170.10
DEBT SERVICE		Total	81,775,960.00	State Aid Receivable	29,439.52
Principal Payments	78,000.00	Land Area 2.51 Sq. Miles		Other Receivables	23,591.74
Interest Payments	27,000.00	Net Valuation Taxable-Municipal	85,473,396.00	Total	765,124.44
DEFERRED CHARGES	80,200.00	Net Valuation Taxable-County	125,722,189.00	LIABILITIES, RESERVES, AND SURPLUS	
SCHOOL, COUNTY, SPECIAL DISTRICT TAXES	3,124,757.01	State Equalization Ratio	67.07	Cash Liabilities	294,730.87
RESERVE FOR UNCOLLECTED TAXES	215,261.20			Reserves for Receivables	216,629.04
EMERGENCY EMPLOYMENT ACT OF 1971	47,534.10			Surplus Dec. 31,	251,764.53
EXPENDITURES TOTAL	5,153,260.41			Total	765,124.44

1507

Population 1970 **43,751**
 Population 1972 **48,500**
 S & P Rating **A**
 Moody Rating

General Tax Rate Per \$100. **3.37**
 State Equalized Tax Rate **2.92**

DOVER TOWNSHIP — OCEAN COUNTY
Form of Government:
Township Committee
Number of Members on Governing Body 5

PER CAPITA:
 Gross Debt **590.67**
 Net Debt **157.11**
 Debt Service **4.72**
 Total Tax Levy **396.08**
 Municipal Expenditures **145.81**

PER CENT:
 Gross Debt **5.41**
 Net Debt **1.44**
 Tax Levy Collected **93.81**
 Tax Levy Cancelled, Abated or Adjusted **.43**

EXPENDITURES		REVENUES-REALIZED		1972 PROPERTY TAX	
GENERAL GOVERNMENT				STATE EQUALIZED TAX RATE →	
Governing Body & Public Boards	10,500.00	1972 Property Taxes Collected		Local District School Taxes	12,550,264.58
Municipal Clerk	60,000.00	18,045,269.99		Regional & Consolidated School Tax	2.04
Financial Administration	82,500.00	1972 Payments in Lieu of Taxes		School Taxes in Municipal Budget	
Assessment of Taxes	102,790.00	Delinquent Tax & Lien Collections		County Taxes	.45
Collection of Taxes	74,570.00	Business Personalty Replacement Taxes		County Library Taxes	
Planning, Housing & Development	131,350.00	Taxes from Public Utilities		Local Municipal Purpose Taxes	.37
Human Resources	5,000.00	Other Miscellaneous Tax Revenues		Veteran & Senior Citizen Taxes	.06
Elections	8,420.00	State Aid Revenues		Total Taxes for Rate Computation	2.92
General Administration (other)	518,762.60	Federal Aid Revenues		Special District Taxes	244,950.00
JUDICIARY		State and Local Fiscal Assistance Act Utilized		Bank Stock Taxes	47,662.97
Municipal Courts	84,025.00	Sale of Acquired Property		Added and Omitted Taxes	720,131.99
PUBLIC SAFETY		Other Miscellaneous Revenues		Total Taxes Levied - ABSTRACT	19,209,921.67
Fire Protection	2,000.00	Other Revenues, Revenue Sharing Tax Effort		Total Taxes Billed	19,236,481.89
Police Protection	1,521,306.84	Total		1972 TAXES COLLECTED	18,045,269.99
Civil Defense & Disaster Control	10,850.00	Prior Years Surplus Appropriated		1972 Taxes Cancelled, Abated or Adjusted	83,031.82
Environmental Inspection & Control	126,101.00	REVENUES TOTAL		Transfer to Tax Title Liens or Foreclosed	174,001.80
Other Public Safety		CAPITAL OUTLAY TOTAL		Balance Outstanding Dec. 31, 1972	534,178.28
PUBLIC WORKS				PRIOR YEARS TAXES OUTSTANDING	
Streets and Drainage	798,062.35	Public Enterprises		Balance January 1, 1972	525,118.39
Sewers and Sewage Processing		Recreation—Culture		Collected in 1972	842,301.63
Garbage and Trash Disposal	356,700.00	Public Works		Cancelled, Abated or Adjusted 1972	
Public Buildings and Grounds	217,000.00	Buildings and Grounds		Transfers to Tax Title Liens or Foreclosed	
Other Public Works		Library and Education		Balance December 31, 1972	82,816.76
HEALTH and WELFARE		Conservation		TAX TITLE LIENS OUTSTANDING	
Health Services Except Environmental	46,500.00	All Other		Balance January 1, 1972	272,242.38
Welfare-Public Assistance	17,700.00	CAPITAL DEBT AUTHORIZED, DECEMBER 31, 1972		Transfers From Taxes	174,001.80
Hospitals, Clinics, First Aid	39,400.00	ISSUED AND UNISSUED GROSS DEBT		Redeemed in 1972	115,244.28
Animal, Insect, & Rodent Control	12,500.00	SCHOOL		Cancelled, Abated or Adjusted (1972)	
Other Welfare Services		Self-liquidating		Transfers to Foreclosed Property	
RECREATION and CONSERVATION		Other		Balance December 31, 1972	326,559.90
Beaches and Boardwalks	102,675.00	Total		PROPERTY ACQUIRED BY DEED OR FORECLOSURE	
Parks, Playgrounds, Shade Trees	173,500.00	ISSUED AND OUTSTANDING		Balance January 1, 1972	877,525.63
Land Reclamation & Conservation	1,600.11	SCHOOL		Transfers From Taxes or Liens	
Other Recreational Services	182,593.00	Self-Liquidating		Sale for Cash (1972)	4,000.00
EDUCATION (excluding schools)		Other		Cancelled, Abated or Adjusted (1972)	
Libraries	59,500.00	Total		Balance December 31, 1972	873,525.63
Other Educational Services	18,500.00	EQUALIZED VALUATION BASIS		CURRENT FINANCES DECEMBER 31, 1972	
STATUTORY EXPENDITURES		FOR NET DEBT COMPUTATION		ASSETS	
Pensions & F. I. C. A.	297,300.00	REAL PROPERTY VALUATIONS		Cash Dec. 31, 1972	6,754,360.57
Employee Fringe Benefits	94,529.97	Code Class # of Parcels % VAL'N		Taxes Receivable	1,016,595.04
Other Statutory Expenditures		ASSESSED VALUATION		Tax Title Liens	226,599.90
MUNICIPAL FUNCTIONS		1 Vacant Land 7464 7.49		Foreclosed Property	873,525.63
CAPITAL IMPROVEMENTS	*MEMO*	2 Residential 21187 73.35		Emergencies & Other Deferred Charges	241,500.87
DEBT SERVICE		3 Farm 291 1.60		State Aid Receivable	38,846.04
Principal Payments	157,000.00	4a Commercial 712 11.72		Other Receivables	35,136.78
Interest Payments	71,901.00	4b Industrial 6 3.57		Total	9,287,364.83
DEFERRED CHARGES		4c Apartments 28 2.26		LIABILITIES, RESERVES, AND SURPLUS	
SCHOOL, COUNTY, SPECIAL DISTRICT TAXES	172,000.00	29688 Total		Cash Liabilities	5,609,599.29
RESERVE FOR UNCOLLECTED TAXES	16,086,341.88	Land Area 41.62 Sq. Miles		Reserves for Receivables	2,252,657.35
EMERGENCY EMPLOYMENT ACT OF 1971	1,249,741.33	Net Valuation Taxable-Municipal		Surplus Dec. 31,	1,424,708.19
EXPENDITURES	225,147.00	Net Valuation Taxable-County		Total	9,287,364.83
TOTAL	23,158,367.08	State Equalization Ratio			
		86.73			

0604

Population 1970 1,777
 Population 1972 1,800
 S & P Rating
 Moody Rating

General Tax Rate Per \$100. 6.89
 State Equalized Tax Rate 4.64

DOWNE TOWNSHIP — CUMBERLAND COUNTY
 Form of Government:
 Township Committee
 Number of Members on Governing Body 3

PER CAPITA:
 Gross Debt 390.56
 Net Debt 247.60
 Debt Service 255.38
 Total Tax Levy 101.17
 Municipal Expenditures

PER CENT:
 Gross Debt 8.20
 Net Debt 5.20
 Tax Levy Collected 88.40
 Tax Levy Cancelled, Abated or Adjusted .07

EXPENDITURES		REVENUES-REALIZED		1972 PROPERTY TAX	
GENERAL GOVERNMENT				STATE EQUALIZED TAX RATE	
Governing Body & Public Boards				Local District School Taxes 3.28	
Municipal Clerk				Regional & Consolidated School Tax	
Financial Administration	3,500.00	1972 Property Taxes Collected 406,379.41		School Taxes in Municipal Budget	
Assessment of Taxes	5,200.00	1972 Payments in Lieu of Taxes 43,411.92		County Taxes 1.14	
Collection of Taxes	8,400.00	Delinquent Tax & Lien Collections 28,026.72		County Library Taxes	
Planning, Housing & Development	1,400.00	Business Personalty Replacement Taxes 54,572.09		Local Municipal Purpose Taxes .05	
Human Resources		Taxes from Public Utilities		Veteran & Senior Citizen Taxes .16	
Elections	1,250.00	Other Miscellaneous Tax Revenues		Total Taxes for Rate Computation 4.63	
General Administration (other)	25,700.00	State Aid Revenues 16,655.27		Special District Taxes	
JUDICIARY		Federal Aid Revenues 4,548.90		Bank Stock Taxes	
Municipal Courts	3,050.00	State and Local Fiscal Assistance Act Utilized		Added and Omitted Taxes	
PUBLIC SAFETY		Sale of Acquired Property		Total Taxes Levied - ABSTRACT	
Fire Protection		Other Miscellaneous Revenues		Total Taxes Billed	
Police Protection	1,500.00	Other Revenues, Revenue Sharing Tax Effort		1972 TAXES COLLECTED	
Civil Defense & Disaster Control	150.00	Prior Years Surplus Appropriated		1972 Taxes Cancelled, Abated or Adjusted	
Environmental Inspection & Control	1,580.00	REVENUES TOTAL 650,707.14		Transfer to Tax Title Liens or Foreclosed	
Other Public Safety		CAPITAL OUTLAY TOTAL 25,997.89		Balance Outstanding Dec. 31, 1972	
PUBLIC WORKS				PRIOR YEARS TAXES OUTSTANDING	
Streets and Drainage	36,767.77	Public Enterprises		Balance January 1, 1972	
Sewers and Sewage Processing		Recreation—Culture		Collected in 1972	
Garbage and Trash Disposal	10,100.00	Public Works		Cancelled, Abated or Adjusted 1972	
Public Buildings and Grounds		Buildings and Grounds		Transfers to Tax Title Liens or Foreclosed	
Other Public Works	1,200.00	Library and Education		Balance December 31, 1972	
HEALTH and WELFARE		Conservation		TAX TITLE LIENS OUTSTANDING	
Health Services Except Environmental	1,750.00	All Other		Balance January 1, 1972	
Welfare-Public Assistance	1,320.00	CAPITAL DEBT AUTHORIZED, DECEMBER 31, 1972		Transfers From Taxes	
Hospitals, Clinics, First Aid	1,250.00	ISSUED AND UNISSUED GROSS DEBT NET DEBT		Redeemed in 1972	
Animal, Insect, & Rodent Control	1,600.00	School 703,000 445,673		Cancelled, Abated or Adjusted (1972)	
Other Welfare Services		Self-liquidating		Transfers to Foreclosed Property	
RECREATION and CONSERVATION		Other		Balance December 31, 1972	
Beaches and Boardwalks	8,000.00	Total 703,000 445,673		PROPERTY ACQUIRED BY DEED OR FORECLOSURE	
Parks, Playgrounds, Shade Trees		ISSUED AND OUTSTANDING		Balance January 1, 1972	
Land Reclamation & Conservation		School		Transfers From Taxes or Liens	
Other Recreational Services	300.00	Self-Liquidating		Sale for Cash (1972)	
EDUCATION (excluding schools)		Other		Cancelled, Abated or Adjusted (1972)	
Libraries		Total		Balance December 31, 1972	
Other Educational Services		EQUALIZED VALUATION BASIS		CURRENT FINANCES DECEMBER 31, 1972	
STATUTORY EXPENDITURES		FOR NET DEBT COMPUTATION		ASSETS	
Pensions & F. I. C. A.	800.00	REAL PROPERTY VALUATIONS		Cash Dec. 31, 1972	
Employee Fringe Benefits		Code Class # of Parcels % VAL'N ASSESSED VALUATION		Taxes Receivable	
Other Statutory Expenditures		1 Vacant Land 1043 16.61 1,067,880.00		Tax Title Liens	
MUNICIPAL FUNCTIONS TOTAL 115,217.77		2 Residential 504 55.29 3,554,250.00		Foreclosed Property	
CAPITAL IMPROVEMENTS *MEMO* 79,500.00		3 Farm 157 8.76 563,280.00		Emergencies & Other Deferred Charges	
DEBT SERVICE		4a Commercial 73 19.33 1,242,550.00		State Aid Receivable	
Principal Payments		4b Industrial		Other Receivables	
Interest Payments		4c Apartments		Total	
DEFERRED CHARGES	2,091.00	2177 Total 6,427,960.00		LIABILITIES, RESERVES, AND SURPLUS	
SCHOOL, COUNTY, SPECIAL DISTRICT TAXES	454,682.64	Land Area 54.35 Sq. Miles		Cash Liabilities	
RESERVE FOR UNCOLLECTED TAXES	60,061.23	Net Valuation Taxable-Municipal		Reserves for Receivables	
EMERGENCY EMPLOYMENT ACT OF 1971	4,733.33	Net Valuation Taxable-County		Surplus Dec. 31,	
EXPENDITURES TOTAL 636,785.57		State Equalization Ratio 67.36		Total	

0210

Population 1970 20,155
 Population 1972 20,255
 S & P Rating
 Moody Rating BAA

General Tax Rate Per \$100. 4.24
 State Equalized Tax Rate 3.54

DUMONT BOROUGH — BERGEN COUNTY

Form of Government:

Borough Council

Number of Members on Governing Body 6

PER CAPITA:

Gross Debt 152.58
 Net Debt 57.63
 Debt Service 3.65
 Total Tax Levy 318.13
 Municipal Expenditures 128.10

PER CENT:

Gross Debt 1.83
 Net Debt .65
 Tax Levy Collected 98.56
 Tax Levy Cancelled, Abated or Adjusted .20

EXPENDITURES		REVENUES-REALIZED		1972 PROPERTY TAX	
GENERAL GOVERNMENT		1972 Property Taxes Collected		STATE EQUALIZED TAX RATE	
Governing Body & Public Boards			6,349,044.14	Local District School Taxes 2.37	4,388,982.75
Municipal Clerk		1972 Payments in Lieu of Taxes	2,646.09	Regional & Consolidated School Tax	
Financial Administration	7,475.00	Delinquent Tax & Lien Collections	159,044.13	School Taxes in Municipal Budget	
Assessment of Taxes	16,595.50	Business Personalty Replacement Taxes	39,584.00	County Taxes .36	671,200.13
Collection of Taxes	27,918.50	Taxes from Public Utilities	279,650.69	County Library Taxes	
Planning, Housing & Development	2,800.00	Other Miscellaneous Tax Revenues		Local Municipal Purpose Taxes .74	1,264,193.88
Human Resources		State Aid Revenues	138,709.80	Veteran & Senior Citizen Taxes .07	131,520.00
Elections		Federal Aid Revenues	35,062.10	Total Taxes for Rate Computation 3.54	6,555,896.76
General Administration (other)	160,354.50	State and Local Fiscal Assistance Act Utilized		Special District Taxes	
JUDICIARY		Sale of Acquired Property		Bank Stock Taxes	5,470.32
Municipal Courts	9,761.00	Other Miscellaneous Revenues	71,820.72	Added and Omitted Taxes	13,848.22
PUBLIC SAFETY		Other Revenues, Revenue Sharing Tax Effort	45,810.73	Total Taxes Levied - ABSTRACT	6,443,655.30
Fire Protection	79,705.00	REVENUES TOTAL	7,383,372.40	Total Taxes Billed	6,441,675.67
Police Protection	541,092.50	CAPITAL OUTLAY TOTAL	167,932.87	1972 TAXES COLLECTED	6,349,044.14
Civil Defense & Disaster Control	1,050.00	Public Enterprises	210.00	1972 Taxes Cancelled, Abated or Adjusted	12,905.92
Environmental Inspection & Control	4,525.00	Recreation—Culture	298.24	Transfer to Tax Title Liens or Foreclosed	2,061.96
Other Public Safety		Public Works	155,570.73	Balance Outstanding Dec. 31, 1972	77,663.65
PUBLIC WORKS		Buildings and Grounds	11,853.90	PRIOR YEARS TAXES OUTSTANDING	
Streets and Drainage	338,123.92	Library and Education		Balance January 1, 1972	158,964.77
Sewers and Sewage Processing	187,070.72	Conservation		Collected in 1972	152,612.78
Garbage and Trash Disposal	237,200.00	All Other		Cancelled, Abated or Adjusted 1972	
Public Buildings and Grounds	37,746.50			Transfers to Tax Title Liens or Foreclosed	1,777.50
Other Public Works				Balance December 31, 1972	4,574.49
HEALTH and WELFARE				TAX TITLE LIENS OUTSTANDING	
Health Services Except Environmental	33,128.25			Balance January 1, 1972	6,914.31
Welfare-Public Assistance	5,759.00			Transfers From Taxes	4,062.01
Hospitals, Clinics, First Aid				Redeemed in 1972	6,431.35
Animal, Insect, & Rodent Control				Cancelled, Abated or Adjusted (1972)	
Other Welfare Services	980.62			Transfers to Foreclosed Property	
RECREATION and CONSERVATION				Balance December 31, 1972	4,544.97
Beaches and Boardwalks				PROPERTY ACQUIRED BY DEED OR	
Parks, Playgrounds, Shade Trees	17,265.00			FORECLOSURE	
Land Reclamation & Conservation				Balance January 1, 1972	47,526.00
Other Recreational Services	300,138.00			Transfers From Taxes or Liens	
EDUCATION (excluding schools)				Sale for Cash (1972)	
Libraries	75,000.00			Cancelled, Abated or Adjusted (1972)	
Other Educational Services				Balance December 31, 1972	47,526.00
STATUTORY EXPENDITURES				CURRENT FINANCES DECEMBER 31, 1972	
Pensions & F. I. C. A.	58,000.62			ASSETS	
Employee Fringe Benefits	37,000.00			Cash Dec. 31, 1972	488,307.68
Other Statutory Expenditures				Taxes Receivable	82,238.14
MUNICIPAL FUNCTIONS				Tax Title Liens	4,544.97
CAPITAL IMPROVEMENTS	2,218,689.63			Foreclosed Property	47,526.00
DEBT SERVICE				Emergencies & Other Deferred Charges	146,005.00
Principal Payments	45,000.00			State Aid Receivable	8,098.00
Interest Payments	29,010.00			Other Receivables	35,274.29
DEFERRED CHARGES	78,527.08			Total	811,994.08
SCHOOL, COUNTY, SPECIAL DISTRICT TAXES	5,060,182.88			LIABILITIES, RESERVES, AND SURPLUS	
RESERVE FOR UNCOLLECTED TAXES	188,301.26			Cash Liabilities	192,739.27
EMERGENCY EMPLOYMENT ACT OF 1971	35,062.10			Reserves for Receivables	169,583.40
EXPENDITURES TOTAL	7,654,772.95			Surplus Dec. 31,	449,671.41
				Total	811,994.08

1971/3000

1203

Population 1970 7,072
 Population 1972 7,135
 S & P Rating
 Moody Rating

General Tax Rate Per \$100. 10.80
 State Equalized Tax Rate 3.63

DUNELLEN BOROUGH — MIDDLESEX COUNTY
 Form of Government:
 Borough Council
 Number of Members on Governing Body 6

PER CAPITA:
 Gross Debt 168.09
 Net Debt 59.05
 Debt Service 7.61
 Total Tax Levy 318.25
 Municipal Expenditures 120.29

PER CENT:
 Gross Debt 2.15
 Net Debt .75
 Tax Levy Collected 96.01
 Tax Levy Cancelled, Abated or Adjusted

EXPENDITURES		REVENUES-REALIZED		1972 PROPERTY TAX	
GENERAL GOVERNMENT				STATE EQUALIZED TAX RATE	
Governing Body & Public Boards				Local District School Taxes	2.46
Municipal Clerk				Regional & Consolidated School Tax	
Financial Administration	5,500.00	1972 Property Taxes Collected	2,180,191.11	School Taxes in Municipal Budget	
Assessment of Taxes	4,900.00	1972 Payments in Lieu of Taxes	9,846.20	County Taxes	.58
Collection of Taxes	14,150.00	Delinquent Tax & Lien Collections	87,844.79	County Library Taxes	
Planning, Housing & Development	575.00	Business Personalty Replacement Taxes	182,440.43	Local Municipal Purpose Taxes	.52
Human Resources	1,000.00	Taxes from Public Utilities	109,865.78	Veteran & Senior Citizen Taxes	.08
Elections	1,250.00	Other Miscellaneous Tax Revenues		Total Taxes for Rate Computation	3.64
General Administration (other)	64,541.00	State Aid Revenues	34,897.28	Special District Taxes	
JUDICIARY		Federal Aid Revenues	15,284.00	Bank Stock Taxes	10,096.83
Municipal Courts	11,400.00	State and Local Fiscal Assistance Act Utilized		Added and Omitted Taxes	4,860.00
PUBLIC SAFETY		Sale of Acquired Property		Total Taxes Levied - ABSTRACT	2,270,683.05
Fire Protection	37,940.00	Other Miscellaneous Revenues	30,622.72	Total Taxes Billed	2,270,683.05
Police Protection	249,841.41	Other Revenues, Revenue Sharing Tax Effort	21,246.21	1972 TAXES COLLECTED	2,180,191.11
Civil Defense & Disaster Control	1,300.00	Total	2,672,238.52	1972 Taxes Cancelled, Abated or Adjusted	
Environmental Inspection & Control	2,250.00	Prior Years Surplus Appropriated	45,000.00	Transfer to Tax Title Liens or Foreclosed	
Other Public Safety		REVENUES TOTAL	2,717,238.52	Balance Outstanding Dec. 31, 1972	50,491.94
PUBLIC WORKS		CAPITAL OUTLAY TOTAL	27,763.92	PRIOR YEARS TAXES OUTSTANDING	
Streets and Drainage	121,073.86	Public Enterprises		Balance January 1, 1972	111,748.72
Sewers and Sewage Processing	8,900.00	Recreation—Culture		Collected in 1972	87,844.79
Garbage and Trash Disposal	8,179.68	Public Works	21,246.60	Cancelled, Abated or Adjusted 1972	
Public Buildings and Grounds	20,825.00	Buildings and Grounds		Transfers to Tax Title Liens or Foreclosed	
Other Public Works	2,000.00	Library and Education	6,517.32	Balance December 31, 1972	23,903.93
HEALTH and WELFARE		Conservation		TAX TITLE LIENS OUTSTANDING	
Health Services Except Environmental		All Other		Balance January 1, 1972	12,871.78
Welfare-Public Assistance	6,000.00	CAPITAL DEBT AUTHORIZED, DECEMBER 31, 1972		Transfers From Taxes	
Hospitals, Clinics, First Aid	500.00	ISSUED AND UNISSUED		Redeemed in 1972	
Animal, Insect, & Rodent Control		School	778,000	Cancelled, Abated or Adjusted (1972)	
Other Welfare Services		Self-liquidating		Transfers to Foreclosed Property	
RECREATION and CONSERVATION		Other	421,308	Balance December 31, 1972	12,871.78
Beaches and Boardwalks		Total	1,199,308	PROPERTY ACQUIRED BY DEED OR	
Parks, Playgrounds, Shade Trees	4,105.00	ISSUED AND OUTSTANDING		FORECLOSURE	
Land Reclamation & Conservation	15,284.00	School	778,000.00	Balance January 1, 1972	500.00
Other Recreational Services	23,595.00	Self-Liquidating		Transfers From Taxes or Liens	
EDUCATION (excluding schools)		Other	150,000.00	Sale for Cash (1972)	
Libraries	17,150.00	Total	928,000.00	Cancelled, Abated or Adjusted (1972)	
Other Educational Services		EQUALIZED VALUATION BASIS		Balance December 31, 1972	500.00
STATUTORY EXPENDITURES		FOR NET DEBT COMPUTATION	55,874,371.67	CURRENT FINANCES DECEMBER 31, 1972	
Pensions & F. I. C. A.	40,754.05	REAL PROPERTY VALUATIONS		ASSETS	
Employee Fringe Benefits	10,070.00	Code Class # of Parcels % VAL'N		Cash Dec. 31, 1972	358,706.26
Other Statutory Expenditures		1 Vacant Land 68 .77	158,000.00	Taxes Receivable	114,395.87
MUNICIPAL FUNCTIONS TOTAL	673,484.00	2 Residential 1752 76.18	15,721,600.00	Tax Title Liens	12,871.78
CAPITAL IMPROVEMENTS *MEMO*	22,014.32	3 Farm		Foreclosed Property	900.00
DEBT SERVICE		4a Commercial 95 12.22	2,521,650.00	Emergencies & Other Deferred Charges	16,485.56
Principal Payments	41,000.00	4b Industrial 8 10.05	2,074,850.00	State Aid Receivable	27,781.78
Interest Payments	13,275.00	4c Apartments 2 .78	161,500.00	Other Receivables	2,461.51
DEFERRED CHARGES	23,700.74	1925 Total	20,638,000.00	Total	533,603.16
SCHOOL, COUNTY, SPECIAL DISTRICT TAXES	1,925,366.53	Land Area 1.04 Sq. Miles		LIABILITIES, RESERVES, AND SURPLUS	
RESERVE FOR UNCOLLECTED TAXES	106,842.36	Net Valuation Taxable-Municipal	21,357,235.00	Cash Liabilities	354,588.10
EMERGENCY EMPLOYMENT ACT OF 1971		Net Valuation Taxable-County	67,607,721.00	Reserves for Receivables	130,629.56
EXPENDITURES TOTAL	2,783,668.63	State Equalization Ratio	33.68	Surplus Dec. 31, Total	48,385.50

1508

Population 1970 823
Population 1972 845
S & P Rating
Moody Rating

General Tax Rate Per \$100. 4.86
State Equalized Tax Rate 3.29

EAGLESWOOD TOWNSHIP — OCEAN COUNTY

Form of Government:

Township Committee

Number of Members on Governing Body 3

PER CAPITA:

Gross Debt 217.85
Net Debt 23.37
Debt Service
Total Tax Levy 313.01
Municipal Expenditures 132.10

PER CENT:

Gross Debt 2.80
Net Debt .30
Tax Levy Collected 82.03
Tax Levy Cancelled, Abated or Adjusted .32

EXPENDITURES		REVENUES-REALIZED		1972 PROPERTY TAX	
GENERAL GOVERNMENT				STATE EQUALIZED TAX RATE \rightarrow 2.71	
Governing Body & Public Boards		1972 Property Taxes Collected 216,968.23		Local District School Taxes	221,155.00
Municipal Clerk		1972 Payments in Lieu of Taxes		Regional & Consolidated School Tax	
Financial Administration	1,800.00	Delinquent Tax & Lien Collections 37,635.76		School Taxes in Municipal Budget	
Assessment of Taxes	3,000.00	Business Personalty Replacement Taxes 2,578.22		County Taxes	34,194.13
Collection of Taxes	3,700.00	Taxes from Public Utilities 39,990.19		County Library Taxes	1,448.13
Planning, Housing & Development	150.00	Other Miscellaneous Tax Revenues		Local Municipal Purpose Taxes	2,406.19
Human Resources		State Aid Revenues 4,605.13		Veteran & Senior Citizen Taxes	9,330.00
Elections		Federal Aid Revenues		Total Taxes for Rate Computation	268,533.45
General Administration (other)	13,200.00	State and Local Fiscal Assistance Act Utilized		Special District Taxes	
JUDICIARY		Sale of Acquired Property		Bank Stock Taxes	393.81
Municipal Courts		Other Miscellaneous Revenues 4,414.96		Added and Omitted Taxes	4,897.61
PUBLIC SAFETY		Other Revenues, Revenue Sharing Tax Effort 5,379.60		Total Taxes Levied - ABSTRACT	264,494.87
Fire Protection	2,200.00	TOTAL 311,572.09		Total Taxes Billed	264,494.87
Police Protection	2,300.00	Prior Years Surplus Appropriated 25,000.00		1972 TAXES COLLECTED	216,568.23
Civil Defense & Disaster Control	200.00	REVENUES TOTAL 336,572.09		1972 Taxes Cancelled, Abated or Adjusted	838.18
Environmental Inspection & Control	1,500.00	CAPITAL OUTLAY TOTAL 21,065.00		Transfer to Tax Title Liens or Foreclosed	1,422.18
Other Public Safety				Balance Outstanding Dec. 31, 1972	45,266.28
PUBLIC WORKS		Public Enterprises		PRIOR YEARS TAXES OUTSTANDING	
Streets and Drainage	11,450.00	Recreation—Culture		Balance January 1, 1972	49,281.81
Sewers and Sewage Processing		Public Works		Collected in 1972	36,099.63
Garbage and Trash Disposal	9,000.00	Buildings and Grounds		Cancelled, Abated or Adjusted 1972	
Public Buildings and Grounds	1,500.00	Library and Education		Transfers to Tax Title Liens or Foreclosed	
Other Public Works		Conservation		Balance December 31, 1972	13,182.18
HEALTH and WELFARE		All Other		TAX TITLE LIENS OUTSTANDING	
Health Services Except Environmental	300.00	CAPITAL DEBT AUTHORIZED, DECEMBER 31, 1972		Balance January 1, 1972	12,025.79
Welfare-Public Assistance	500.00	ISSUED AND UNISSUED GROSS DEBT NET DEBT		Transfers From Taxes	1,422.18
Hospitals, Clinics, First Aid	1,500.00	School 172,020 7,685		Redeemed in 1972	1,536.13
Animal, Insect, & Rodent Control	3,800.00	Self-liquidating 12,060 12,060		Cancelled, Abated or Adjusted (1972)	
Other Welfare Services		Other 184,080 19,745		Transfers to Foreclosed Property	
RECREATION and CONSERVATION		ISSUED AND OUTSTANDING		Balance December 31, 1972	11,511.84
Beaches and Boardwalks		School		PROPERTY ACQUIRED BY DEED OR FORECLOSURE	
Parks, Playgrounds, Shade Trees		Self-Liquidating		Balance January 1, 1972	9,245.00
Land Reclamation & Conservation		Other		Transfers From Taxes or Liens	
Other Recreational Services		Total		Sale for Cash (1972)	
EDUCATION (excluding schools)		EQUALIZED VALUATION BASIS FOR NET DEBT COMPUTATION 6,573,365.00		Cancelled, Abated or Adjusted (1972)	
Libraries		REAL PROPERTY VALUATIONS		Balance December 31, 1972	9,245.00
Other Educational Services		Code Class # of Parcels % VAL'N ASSESSED VALUATION		CURRENT FINANCES DECEMBER 31, 1972	
STATUTORY EXPENDITURES		1 Vacant Land 930 25.60 1,372,125.00		ASSETS	
Pensions & F. I. C. A.	450.00	2 Residential 484 60.10 3,221,850.00		Cash Dec. 31, 1972	168,176.86
Employee Fringe Benefits		3 Farm 2 .33 17,750.00		Taxes Receivable	58,448.46
Other Statutory Expenditures		4a Commercial 35 8.61 461,500.00		Tax Title Liens	11,511.84
MUNICIPAL FUNCTIONS TOTAL 56,550.00		4b Industrial 6 5.36 287,600.00		Foreclosed Property	9,245.00
CAPITAL IMPROVEMENTS *MEMO* 2,500.00		4c Apartments 1457 Total 5,360,825.00		Emergencies & Other Deferred Charges	12,900.00
DEBT SERVICE		Land Area 16.50 Sq. Miles		State Aid Receivable	1,192.70
Principal Payments		Net Valuation Taxable-Municipal 5,529,154.00		Other Receivables	6,865.53
Interest Payments		Net Valuation Taxable-County 6,817,543.00		Total	268,740.39
DEFERRED CHARGES 7,700.00		State Equalization Ratio 67.85		LIABILITIES, RESERVES, AND SURPLUS	
SCHOOL, COUNTY, SPECIAL DISTRICT TAXES 256,797.26				Cash Liabilities	135,435.02
RESERVE FOR UNCOLLECTED TAXES 47,210.16				Reserves for Receivables	86,470.83
EMERGENCY EMPLOYMENT ACT OF 1971 162.00				Surplus Dec. 31,	46,834.54
EXPENDITURES TOTAL 368,419.42				Total	268,740.39

1008

Population 1970 2,568
 Population 1972 2,710
 S & P Rating
 Moody Rating

General Tax Rate Per \$100. 3.50
 State Equalized Tax Rate 2.98

EAST AMWELL TOWNSHIP — HUNTERDON CO.
 Form of Government:
 Township Committee
 Number of Members on Governing Body 3

PER CAPITA:
 Gross Debt 252.86
 Net Debt
 Debt Service
 Total Tax Levy 395.50
 Municipal Expenditures 143.01
 PER CENT:
 Gross Debt 2.07
 Net Debt
 Tax Levy Collected 86.51
 Tax Levy Cancelled, Abated or Adjusted 1.76

EXPENDITURES		REVENUES-REALIZED		1972 PROPERTY TAX	
GENERAL GOVERNMENT		1972 Property Taxes Collected		STATE EQUALIZED TAX RATE	
Governing Body & Public Boards			526,311.10	Local District School Taxes	1.13 401,633.00
Municipal Clerk		1972 Payments in Lieu of Taxes		Regional & Consolidated School Tax	1.00 254,013.35
Financial Administration	4,450.00	Delinquent Tax & Lien Collections	101,273.73	School Taxes in Municipal Budget	
Assessment of Taxes	8,600.00	Business Personalty Replacement Taxes	26,495.00	County Taxes	.44 156,451.57
Collection of Taxes	6,600.00	Taxes from Public Utilities	54,771.01	County Library Taxes	.02 7,623.78
Planning, Housing & Development	6,400.00	Other Miscellaneous Tax Revenues		Local Municipal Purpose Taxes	.35 123,693.81
Human Resources		State Aid Revenues	5,626.00	Veteran & Senior Citizen Taxes	.04 14,290.00
Elections		Federal Aid Revenues		Total Taxes for Rate Computation	2.98 1,057,705.51
General Administration (other)	26,500.00	State and Local Fiscal Assistance Act Utilized		Special District Taxes	
JUDICIARY		Sale of Acquired Property		Bank Stock Taxes	267.06
Municipal Courts	2,900.00	Other Miscellaneous Revenues	51,745.68	Added and Omitted Taxes	28,133.65
PUBLIC SAFETY		Other Revenues, Revenue Sharing Tax Effort	14,392.55	Total Taxes Levied - ABSTRACT	1,071,816.66
Fire Protection	7,750.00		1,180,615.07	Total Taxes Billed	1,070,813.52
Police Protection	7,550.00	Prior Years Surplus Appropriated	110,000.00	1972 TAXES COLLECTED	526,311.10
Civil Defense & Disaster Control	200.00	REVENUES TOTAL	1,290,615.07	1972 Taxes Cancelled, Abated or Adjusted	18,818.73
Environmental Inspection & Control	5,500.00	CAPITAL OUTLAY TOTAL	1,826.43	Transfer to Tax Title Liens or Foreclosed	
Other Public Safety				Balance Outstanding Dec. 31, 1972	125,683.65
PUBLIC WORKS				PRIOR YEARS TAXES OUTSTANDING	
Streets and Drainage	75,451.11	Public Enterprises		Balance January 1, 1972	123,281.90
Sewers and Sewage Processing	3,300.00	Recreation—Culture		Collected in 1972	52,561.18
Garbage and Trash Disposal		Public Works	1,826.43	Cancelled, Abated or Adjusted 1972	535.02
Public Buildings and Grounds	17,025.00	Buildings and Grounds		Transfers to Tax Title Liens or Foreclosed	
Other Public Works	7,090.00	Library and Education		Balance December 31, 1972	30,181.70
HEALTH and WELFARE		Conservation		TAX TITLE LIENS OUTSTANDING	
Health Services Except Environmental	4,400.00	All Other		Balance January 1, 1972	8,712.55
Welfare-Public Assistance	1,545.00			Transfers From Taxes	
Hospitals, Clinics, First Aid				Redeemed in 1972	8,712.55
Animal, Insect, & Rodent Control				Cancelled, Abated or Adjusted (1972)	
Other Welfare Services				Transfers to Foreclosed Property	
RECREATION and CONSERVATION				Balance December 31, 1972	
Beaches and Boardwalks				PROPERTY ACQUIRED BY DEED OR	
Parks, Playgrounds, Shade Trees				FORECLOSURE	
Land Reclamation & Conservation	16,400.00			Balance January 1, 1972	
Other Recreational Services	1,500.00			Transfers From Taxes or Liens	
EDUCATION (excluding schools)				Sale for Cash (1972)	
Libraries				Cancelled, Abated or Adjusted (1972)	
Other Educational Services				Balance December 31, 1972	
STATUTORY EXPENDITURES				CURRENT FINANCES DECEMBER 31, 1972	
Pensions & F. I. C. A.	3,388.00			ASSETS	
Employee Fringe Benefits	2,000.00			Cash Dec. 31, 1972	442,586.04
Other Statutory Expenditures				Taxes Receivable	155,865.35
MUNICIPAL FUNCTIONS TOTAL	209,749.11			Tax Title Liens	
CAPITAL IMPROVEMENTS *MEMO*	49,550.00			Foreclosed Property	
DEBT SERVICE				Emergencies & Other Deferred Charges	150.00
Principal Payments				State Aid Receivable	15,825.34
Interest Payments				Other Receivables	8,122.54
				Total	622,589.31
DEFERRED CHARGES	15,121.85			LIABILITIES, RESERVES, AND SURPLUS	
SCHOOL, COUNTY, SPECIAL DISTRICT TAXES	519,722.10			Cash Liabilities	119,131.57
RESERVE FOR UNCOLLECTED TAXES	162,674.08			Reserves for Receivables	163,587.93
EMERGENCY EMPLOYMENT ACT OF 1971				Surplus Dec. 31,	229,466.41
EXPENDITURES TOTAL	1,307,267.14			Total	622,589.31

1204

Population 1970 34,166
 Population 1972 36,300
 S & P Rating BBB
 Moody Rating BAA-1

General Tax Rate Per \$100. 9.33
 State Equalized Tax Rate 3.66

EAST BRUNSWICK TOWNSHIP — MIDDLESEX CO.
Form of Government:
Mayor-Council Plan E (OMCL50)
Number of Members on Governing Body 5

PER CAPITA:		PER CENT:	
Gross Debt	487.38	Gross Debt	5.48
Net Debt	230.23	Net Debt	2.59
Debt Service	11.51	Tax Levy Collected	96.23
Total Tax Levy	391.17	Tax Levy Cancelled, Abated or Adjusted	.08
Municipal Expenditures	129.17		

EXPENDITURES		REVENUES-REALIZED		1972 PROPERTY TAX	
GENERAL GOVERNMENT				STATE EQUALIZED TAX RATE $\frac{3.66}{100} = 3.66\%$	
Governing Body & Public Boards	22,026.00	1972 Property Taxes Collected	13,664,448.19	Local District School Taxes	9,680,192.50
Municipal Clerk	46,733.00	1972 Payments in Lieu of Taxes		Regional & Consolidated School Tax	
Financial Administration	14,855.00	Delinquent Tax & Lien Collections	368,906.07	School Taxes in Municipal Budget	
Assessment of Taxes	48,645.00	Business Personalty Replacement Taxes	336,036.10	County Taxes	2,271,599.68
Collection of Taxes	53,474.00	Taxes from Public Utilities	667,775.24	County Library Taxes	
Planning, Housing & Development	41,620.00	Other Miscellaneous Tax Revenues		Local Municipal Purpose Taxes	1,519,301.10
Human Resources		State Aid Revenues	202,819.22	Veteran & Senior Citizen Taxes	179,590.00
Elections		Federal Aid Revenues	24,298.51	Total Taxes for Rate Computation	14,050,683.28
General Administration (other)	464,441.00	State and Local Fiscal Assistance Act Utilized		Special District Taxes	
JUDICIARY		Sale of Acquired Property		Bank Stock Taxes	5,409.00
Municipal Courts	40,850.00	Other Miscellaneous Revenues	205,962.80	Added and Omitted Taxes	318,548.19
PUBLIC SAFETY		Other Revenues, Revenue Sharing Tax Effort	257,209.72	Total Taxes Levied - ABSTRACT	14,199,450.47
Fire Protection	62,313.00	Total	15,727,455.85	Total Taxes Billed	14,199,450.47
Police Protection	851,651.00	Prior Years Surplus Appropriated	800,000.00	1972 TAXES COLLECTED	13,664,448.19
Civil Defense & Disaster Control	20,007.00	REVENUES TOTAL	16,527,455.85	1972 Taxes Cancelled, Abated or Adjusted	11,884.56
Environmental Inspection & Control	107,326.00	CAPITAL OUTLAY TOTAL	472,216.28	Transfer to Tax Title Liens or Foreclosed	46,624.45
Other Public Safety	251,796.00	Public Enterprises		Balance Outstanding Dec. 31, 1972	476,493.27
PUBLIC WORKS		Recreation—Culture	56,098.03	PRIOR YEARS TAXES OUTSTANDING	
Streets and Drainage	358,857.35	Public Works	349,201.22	Balance January 1, 1972	712,093.08
Sewers and Sewage Processing		Buildings and Grounds	63,139.11	Collected in 1972	327,832.31
Garbage and Trash Disposal	415,740.00	Library and Education		Cancelled, Abated or Adjusted 1972	34.24
Public Buildings and Grounds	108,888.00	Conservation	3,777.52	Transfers to Tax Title Liens or Foreclosed	29,875.35
Other Public Works		All Other		Balance December 31, 1972	354,351.18
HEALTH and WELFARE		CAPITAL DEBT AUTHORIZED, DECEMBER 31, 1972		TAX TITLE LIENS OUTSTANDING	
Health Services Except Environmental	71,009.00	ISSUED AND UNISSUED		Balance January 1, 1972	201,633.68
Welfare-Public Assistance	8,430.00	School	9,252,000	Transfers From Taxes	82,535.60
Hospitals, Clinics, First Aid	4,000.00	Self-liquidating	2,281,750	Redeemed in 1972	41,073.76
Animal, Insect, & Rodent Control		Other	6,158,000	Cancelled, Abated or Adjusted (1972)	457.55
Other Welfare Services		Total	17,691,750	Transfers to Foreclosed Property	
RECREATION and CONSERVATION		ISSUED AND OUTSTANDING		Balance December 31, 1972	242,637.57
Beaches and Boardwalks		School	9,252,000.00	PROPERTY ACQUIRED BY DEED OR FORECLOSURE	
Parks, Playgrounds, Shade Trees	100,270.00	Self-liquidating	2,061,750.00	Balance January 1, 1972	113,876.00
Land Reclamation & Conservation	16,500.00	Other	4,802,000.00	Transfers From Taxes or Liens	
Other Recreational Services	75,461.00	Total	16,115,750.00	Sale for Cash (1972)	
EDUCATION (excluding schools)		EQUALIZED VALUATION BASIS FOR NET DEBT COMPUTATION	322,831,457.67	Cancelled, Abated or Adjusted (1972)	
Libraries	140,000.00	REAL PROPERTY VALUATIONS		Balance December 31, 1972	113,876.00
Other Educational Services		Code Class # of Parcels % VAL'N	ASSESSED VALUATION	CURRENT FINANCES DECEMBER 31, 1972	
STATUTORY EXPENDITURES		1 Vacant Land 2580 6.34	9,399,800.00	ASSETS	
Pensions & F. I. C. A.	150,136.00	2 Residential 8348 69.51	103,132,200.00	Cash Dec. 31, 1972	1,109,581.30
Employee Fringe Benefits		3 Farm 190 .84	1,247,800.00	Taxes Receivable	830,844.45
Other Statutory Expenditures		4a Commercial 302 13.35	19,808,600.00	Tax Title Liens	242,637.57
MUNICIPAL FUNCTIONS TOTAL	3,515,068.35	4b Industrial 67 5.95	8,825,000.00	Foreclosed Property	113,876.00
CAPITAL IMPROVEMENTS *MEMO*	153,706.00	4c Apartments 12 4.02	5,558,300.00	Emergencies & Other Deferred Charges	15,000.00
DEBT SERVICE		Total	148,371,700.00	State Aid Receivable	75,620.78
Principal Payments	180,000.00	Land Area 22.20 Sq. Miles		Other Receivables	58,655.83
Interest Payments	237,659.70	Net Valuation Taxable-Municipal	150,648,231.00	Total	2,446,216.33
DEFERRED CHARGES	25,893.00	Net Valuation Taxable-County	419,447,257.00	LIABILITIES, RESERVES, AND SURPLUS	
SCHOOL, COUNTY, SPECIAL DISTRICT TAXES	11,951,792.18	State Equalization Ratio	39.29	Cash Liabilities	584,179.08
RESERVE FOR UNCOLLECTED TAXES	701,229.55			Reserves for Receivables	1,246,014.25
EMERGENCY EMPLOYMENT ACT OF 1971	29,038.00			Surplus Dec. 31,	616,023.00
EXPENDITURES TOTAL	16,640,780.78			Total	2,446,216.33

0803

Population 1970 3,280
 Population 1972 3,400
 S & P Rating BBB
 Moody Rating BAA

General Tax Rate Per \$100. 4.64
 State Equalized Tax Rate 2.78

EAST GREENWICH TOWNSHIP — GLOUCESTER COUNTY

Form of Government:
 Township Committee
 Number of Members on Governing Body 3

PER CAPITA: 284.49
 Gross Debt
 Net Debt
 Debt Service
 Total Tax Levy 233.54
 Municipal Expenditures 120.47

PER CENT: 3.98
 Gross Debt
 Net Debt
 Tax Levy Collected 85.35
 Tax Levy Cancelled, Abated or Adjusted .14

EXPENDITURES		REVENUES-REALIZED		1972 PROPERTY TAX	
GENERAL GOVERNMENT				STATE EQUALIZED TAX RATE →	
Governing Body & Public Boards		1972 Property Taxes Collected	709,256.89	Local District School Taxes 1.06	304,613.00
Municipal Clerk		1972 Payments in Lieu of Taxes		Regional & Consolidated School Tax 1.13	325,086.28
Financial Administration	6,000.00	Delinquent Tax & Lien Collections	81,918.22	School Taxes in Municipal Budget	
Assessment of Taxes	23,220.00	Business Personality Replacement Taxes	11,758.19	County Taxes .54	155,081.01
Collection of Taxes	3,320.00	Taxes from Public Utilities	180,387.79	County Library Taxes	
Planning, Housing & Development	1,610.00	Other Miscellaneous Tax Revenues		Local Municipal Purpose Taxes	
Human Resources		State Aid Revenues	38,209.66	Veteran & Senior Citizen Taxes .06	18,610.00
Elections		Federal Aid Revenues		Total Taxes for Rate Computation 2.75	803,350.29
General Administration (other)	18,590.00	State and Local Fiscal Assistance Act Utilized		Special District Taxes	
JUDICIARY		Sale of Acquired Property		Bank Stock Taxes	701.22
Municipal Courts	12,300.00	Other Miscellaneous Revenues	29,274.98	Added and Omitted Taxes	8,550.73
PUBLIC SAFETY		Other Revenues, Revenue Sharing Tax Effort	5,682.80	Total Taxes Levied - ABSTRACT	794,032.24
Fire Protection	29,000.00	Total	1,056,488.53	Total Taxes Billed	753,419.27
Police Protection	56,021.00	Prior Years Surplus Appropriated	119,406.34	1972 TAXES COLLECTED	709,256.89
Civil Defense & Disaster Control	150.00	REVENUES TOTAL	1,175,854.87	1972 Taxes Cancelled, Abated or Adjusted	1,090.54
Environmental Inspection & Control	600.00	CAPITAL OUTLAY TOTAL	425.25	Transfer to Tax Title Liens or Foreclosed	
Other Public Safety				Balance Outstanding Dec. 31, 1972	83,071.84
PUBLIC WORKS				PRIOR YEARS TAXES OUTSTANDING	
Streets and Drainage	65,700.00	Public Enterprises		Balance January 1, 1972	84,477.92
Sewers and Sewage Processing		Recreation—Culture		Collected in 1972	81,918.22
Garbage and Trash Disposal	19,000.00	Public Works		Cancelled, Abated or Adjusted 1972	
Public Buildings and Grounds	14,500.00	Buildings and Grounds	425.25	Transfers to Tax Title Liens or Foreclosed	
Other Public Works		Library and Education		Balance December 31, 1972	2,559.70
HEALTH and WELFARE		Conservation		TAX TITLE LIENS OUTSTANDING	
Health Services Except Environmental	5,300.00	All Other		Balance January 1, 1972	743.91
Welfare—Public Assistance	2,365.00			Transfers From Taxes	
Hospitals, Clinics, First Aid				Redeemed in 1972	
Animal, Insect, & Rodent Control	1,100.00			Cancelled, Abated or Adjusted (1972)	
Other Welfare Services				Transfers to Foreclosed Property	
RECREATION and CONSERVATION				Balance December 31, 1972	743.91
Beaches and Boardwalks				PROPERTY ACQUIRED BY DEED OR	
Parks, Playgrounds, Shade Trees	3,500.00			FORECLOSURE	
Land Reclamation & Conservation				Balance January 1, 1972	
Other Recreational Services				Transfers From Taxes or Liens	
EDUCATION (excluding schools)				Sale for Cash (1972)	
Libraries	1,500.00			Cancelled, Abated or Adjusted (1972)	
Other Educational Services				Balance December 31, 1972	
STATUTORY EXPENDITURES				CURRENT FINANCES DECEMBER 31, 1972	
Pensions & F. I. C. A.	7,200.00			ASSETS	
Employee Fringe Benefits				Cash Dec. 31, 1972	340,115.04
Other Statutory Expenditures				Taxes Receivable	85,831.54
MUNICIPAL FUNCTIONS	315,376.00			Tax Title Liens	743.91
CAPITAL IMPROVEMENTS	25,000.00			Foreclosed Property	
DEBT SERVICE				Emergencies & Other Deferred Charges	
Principal Payments				State Aid Receivable	22,675.74
Interest Payments				Other Receivables	4,237.88
DEFERRED CHARGES	3,833.54			Total	453,404.11
SCHOOL, COUNTY, SPECIAL DISTRICT TAXES	784,780.29			LIABILITIES, RESERVES, AND SURPLUS	
RESERVE FOR UNCOLLECTED TAXES	50,600.00			Cash Liabilities	58,164.55
EMERGENCY EMPLOYMENT ACT OF 1971				Reserves for Receivables	50,613.33
EXPENDITURES TOTAL	1,154,390.23			Surplus Dec. 31,	264,626.23
				Total	453,404.11

1410

Population 1970 7,734
 Population 1972 7,970
 S & P Rating A
 Moody Rating BAA

General Tax Rate Per \$100. 2.71
 State Equalized Tax Rate 2.23

EAST HANOVER TOWNSHIP — MORRIS COUNTY

Form of Government:

Township Committee

Number of Members on Governing Body 5

PER CAPITA:

Gross Debt 794.73
 Net Debt 303.38
 Debt Service 4.14
 Total Tax Levy 519.02
 Municipal Expenditures 162.85

PER CENT:

Gross Debt 3.69
 Net Debt 1.41
 Tax Levy Collected 98.17
 Tax Levy Cancelled, Abated or Adjusted .31

EXPENDITURES		REVENUES-REALIZED		1972 PROPERTY TAX	
GENERAL GOVERNMENT		1972 Property Taxes Collected		STATE EQUALIZED TAX RATE 1.07	
Governing Body & Public Boards		1972 Payments in Lieu of Taxes	4,064,929.20	Local District School Taxes	1,565,288.00
Municipal Clerk		Delinquent Tax & Lien Collections	53,822.34	Regional & Consolidated School Tax	1,061,306.61
Financial Administration	17,725.00	Business Personalty Replacement Taxes	95,403.00	School Taxes in Municipal Budget	
Assessment of Taxes	12,750.00	Taxes from Public Utilities	502,925.19	County Taxes	704,431.26
Collection of Taxes	12,605.00	Other Miscellaneous Tax Revenues		County Library Taxes	
Planning, Housing & Development	11,804.30	State Aid Revenues	30,534.96	Local Municipal Purpose Taxes	352,856.78
Human Resources	500.00	Federal Aid Revenues		Veteran & Senior Citizen Taxes	35,070.00
Elections	1,503.48	State and Local Fiscal Assistance Act Utilized		Total Taxes for Rate Computation	4,127,552.65
General Administration (other)	146,588.57	Sale of Acquired Property		Special District Taxes	
JUDICIARY		Other Miscellaneous Revenues	45,829.46	Bank Stock Taxes	1,870.12
Municipal Courts	12,506.89	Other Revenues, Revenue Sharing Tax Effort	58,068.79	Added and Omitted Taxes	45,843.20
PUBLIC SAFETY		Total	4,851,512.94	Total Taxes Levied - ABSTRACT	4,136,555.57
Fire Protection	37,525.00	Prior Years Surplus Appropriated	200,000.00	Total Taxes Billed	4,140,740.70
Police Protection	322,158.54	REVENUES TOTAL	5,051,512.94	1972 TAXES COLLECTED	4,064,929.20
Civil Defense & Disaster Control	6,525.00	CAPITAL OUTLAY TOTAL	48,107.06	1972 Taxes Cancelled, Abated or Adjusted	12,503.54
Environmental Inspection & Control	11,613.43	Public Enterprises		Transfer to Tax Title Liens or Foreclosed	1,365.84
Other Public Safety		Recreation—Culture	35,268.19	Balance Outstanding Dec. 31, 1972	61,541.72
PUBLIC WORKS		Public Works	3,259.48	PRIOR YEARS TAXES OUTSTANDING	
Streets and Drainage	143,221.34	Buildings and Grounds	5,579.39	Balance January 1, 1972	56,265.48
Sewers and Sewage Processing	5,000.00	Library and Education		Collected in 1972	45,795.08
Garbage and Trash Disposal	6,000.00	Conservation		Cancelled, Abated or Adjusted 1972	2,482.72
Public Buildings and Grounds	27,865.88	All Other		Transfers to Tax Title Liens or Foreclosed	
Other Public Works		CAPITAL DEBT AUTHORIZED, DECEMBER 31, 1972		Balance December 31, 1972	3,587.68
HEALTH and WELFARE		ISSUED AND UNISSUED		TAX TITLE LIENS OUTSTANDING	
Health Services Except Environmental	16,080.01	School	3,916,073	Balance January 1, 1972	13,000.23
Welfare-Public Assistance	4,235.00	Self-liquidating	1,998,100	Transfers From Taxes	1,365.84
Hospitals, Clinics, First Aid	1,200.00	Other	419,800	Redeemed in 1972	4,027.26
Animal, Insect, & Rodent Control	4,280.98	Total	6,333,973	Cancelled, Abated or Adjusted (1972)	
Other Welfare Services		ISSUED AND OUTSTANDING		Transfers to Foreclosed Property	
RECREATION and CONSERVATION		School	3,916,073.36	Balance December 31, 1972	10,338.81
Beaches and Boardwalks		Self-Liquidating	1,554,000.00	PROPERTY ACQUIRED BY DEED OR	
Parks, Playgrounds, Shade Trees	2,205.00	Other	269,000.00	FORECLOSURE	
Land Reclamation & Conservation	1,000.00	Total	6,139,073.36	Balance January 1, 1972	27,250.00
Other Recreational Services	40,880.00	EQUALIZED VALUATION BASIS		Transfers From Taxes or Liens	
EDUCATION (excluding schools)		FOR NET DEBT COMPUTATION	171,807,003.67	Sale for Cash (1972)	
Libraries	28,000.00	REAL PROPERTY VALUATIONS		Cancelled, Abated or Adjusted (1972)	
Other Educational Services		Code Class # of Parcels % VAL'N		Balance December 31, 1972	27,250.00
STATUTORY EXPENDITURES		ASSESSED VALUATION		CURRENT FINANCES DECEMBER 31, 1972	
Pensions & F. I. C. A.	43,500.00	1 Vacant Land 481 7.29	11,046,100.00	ASSETS	
Employee Fringe Benefits	23,500.00	2 Residential 1884 42.23	64,016,400.00	Cash Dec. 31, 1972	226,477.42
Other Statutory Expenditures		3 Farm 30 .52	782,480.00	Taxes Receivable	65,529.40
MUNICIPAL FUNCTIONS		4a Commercial 109 21.16	32,071,200.00	Tax Title Liens	10,338.81
CAPITAL IMPROVEMENTS	*MEMO*	4b Industrial 33 28.80	43,655,900.00	Foreclosed Property	27,250.00
DEBT SERVICE		4c Apartments		Emergencies & Other Deferred Charges	154,755.99
Principal Payments	20,000.00	2537 Total	151,576,080.00	State Aid Receivable	6,336.32
Interest Payments	13,007.00	Land Area 8.21 Sq. Miles		Other Receivables	208,807.36
DEFERRED CHARGES	157,717.42	Net Valuation Taxable-Municipal	152,457,445.00	Total	659,535.30
SCHOOL, COUNTY, SPECIAL DISTRICT TAXES	3,735,025.87	Net Valuation Taxable-County	172,386,717.00	LIABILITIES, RESERVES, AND SURPLUS	
RESERVE FOR UNCOLLECTED TAXES	165,249.41	State Equalization Ratio	82.52	Cash Liabilities	174,238.06
EMERGENCY EMPLOYMENT ACT OF 1971				Reserves for Receivables	311,525.57
EXPENDITURES TOTAL	5,032,977.12			Surplus Dec. 31,	213,371.67
				Total	659,535.30

0502

Population 1970 1,922
 Population 1972 1,945
 S & P Rating
 Moody Rating

General Tax Rate Per \$100. 4.68
 State Equalized Tax Rate 3.46

EAST NEWARK BOROUGH — HUDSON COUNTY
Form of Government:
Borough Council
Number of Members on Governing Body 6

PER CAPITA:
 Gross Debt 38.91
 Net Debt 32.22
 Debt Service 12.46
 Total Tax Levy 249.16
 Municipal Expenditures 264.40

PER CENT:
 Gross Debt .55
 Net Debt .46
 Tax Levy Collected 57.50
 Tax Levy Cancelled, Abated or Adjusted

EXPENDITURES		REVENUES-REALIZED		1972 PROPERTY TAX	
GENERAL GOVERNMENT				STATE EQUALIZED TAX RATE	
Governing Body & Public Boards		1972 Property Taxes Collected	472,143.70	Local District School Taxes 1.12	157,253.50
Municipal Clerk		1972 Payments in Lieu of Taxes		Regional & Consolidated School Tax	
Financial Administration	4,600.00	Delinquent Tax & Lien Collections	10,591.05	School Taxes in Municipal Budget	
Assessment of Taxes	4,148.00	Business Personalty Replacement Taxes	207,229.53	County Taxes 1.05	146,933.84
Collection of Taxes	4,273.00	Taxes from Public Utilities	30,245.05	County Library Taxes	
Planning, Housing & Development		Other Miscellaneous Tax Revenues		Local Municipal Purpose Taxes 1.24	174,113.34
Human Resources		State Aid Revenues	16,420.12	Veteran & Senior Citizen Taxes .05	7,650.00
Elections	567.00	Federal Aid Revenues	22,612.22	Total Taxes for Rate Computation 3.46	485,950.68
General Administration (other)	47,511.00	State and Local Fiscal Assistance Act Utilized		Special District Taxes	
JUDICIARY		Sale of Acquired Property		Bank Stock Taxes	2,368.71
Municipal Courts	5,416.00	Other Miscellaneous Revenues	15,346.35	Added and Omitted Taxes	3,540.88
PUBLIC SAFETY		Other Revenues, Revenue Sharing Tax Effort	11,654.61	Total Taxes Levied - ABSTRACT	484,610.27
Fire Protection	16,716.75	Total	786,242.67	Total Taxes Billed	484,270.23
Police Protection	126,700.00	Prior Years Surplus Appropriated	40,000.00	1972 TAXES COLLECTED	472,143.70
Civil Defense & Disaster Control	175.00	REVENUES TOTAL	826,242.67	1972 Taxes Cancelled, Abated or Adjusted	
Environmental Inspection & Control	700.00	CAPITAL OUTLAY TOTAL	1,304.50	Transfer to Tax Title Liens or Foreclosed	1,182.27
Other Public Safety				Balance Outstanding Dec. 31, 1972	10,544.26
PUBLIC WORKS				PRIOR YEARS TAXES OUTSTANDING	
Streets and Drainage	18,485.00	Public Enterprises		Balance January 1, 1972	12,741.90
Sewers and Sewage Processing	25,567.00	Recreation—Culture		Collected in 1972	10,591.05
Garbage and Trash Disposal	23,525.00	Public Works	361.48	Cancelled, Abated or Adjusted 1972	
Public Buildings and Grounds	22,640.00	Buildings and Grounds	543.02	Transfers to Tax Title Liens or Foreclosed	
Other Public Works		Library and Education		Balance December 31, 1972	2,150.85
HEALTH and WELFARE		Conservation		TAX TITLE LIENS OUTSTANDING	
Health Services Except Environmental	10,616.00	All Other		Balance January 1, 1972	3,445.87
Welfare-Public Assistance	5,061.00			Transfers From Taxes	1,182.27
Hospitals, Clinics, First Aid				Redeemed in 1972	
Animal, Insect, & Rodent Control				Cancelled, Abated or Adjusted (1972)	
Other Welfare Services				Transfers to Foreclosed Property	
RECREATION and CONSERVATION				Balance December 31, 1972	4,628.14
Beaches and Boardwalks				PROPERTY ACQUIRED BY DEED OR FORECLOSURE	
Parks, Playgrounds, Shade Trees	6,920.00			Balance January 1, 1972	
Land Reclamation & Conservation	15.00			Transfers From Taxes or Liens	
Other Recreational Services	231.00			Sale for Cash (1972)	
EDUCATION (excluding schools)				Cancelled, Abated or Adjusted (1972)	
Libraries	500.00			Balance December 31, 1972	
Other Educational Services				CURRENT FINANCES DECEMBER 31, 1972	
STATUTORY EXPENDITURES				ASSETS	
Pensions & F. I. C. A.	20,766.05			Cash Dec. 31, 1972	175,011.70
Employee Fringe Benefits	5,641.00			Taxes Receivable	13,095.11
Other Statutory Expenditures				Tax Title Liens	4,628.14
MUNICIPAL FUNCTIONS TOTAL	350,781.84			Foreclosed Property	
CAPITAL IMPROVEMENTS *MEMO*	2,000.00			Emergencies & Other Deferred Charges	5,663.87
DEBT SERVICE				State Aid Receivable	60,005.32
Principal Payments	20,000.00			Other Receivables	13,062.10
Interest Payments	4,227.00			Total	275,470.24
DEFERRED CHARGES	2,155.89			LIABILITIES, RESERVES, AND SURPLUS	
SCHOOL, COUNTY, SPECIAL DISTRICT TAXES	304,187.34			Cash Liabilities	89,236.78
RESERVE FOR UNCOLLECTED TAXES	116,500.16			Reserves for Receivables	30,785.35
EMERGENCY EMPLOYMENT ACT OF 1971	20,198.00			Surplus Dec. 31,	155,348.11
EXPENDITURES TOTAL	818,454.23			Total	275,470.24

0705

Population 1970 75,471
 Population 1972 75,885
 S & P Rating AA
 Moody Rating A

General Tax Rate Per \$100. 9.47
 State Equalized Tax Rate 7.11

EAST ORANGE CITY — ESSEX COUNTY

Form of Government:

City Charter Act (P.L. 1908 c.250)

Number of Members on Governing Body 9

PER CAPITA:

Gross Debt 412.37
 Net Debt 177.11
 Debt Service 21.14
 Total Tax Levy 384.92
 Municipal Expenditures 279.78

PER CENT:

Gross Debt 8.16
 Net Debt 3.51
 Tax Levy Collected 94.03
 Tax Levy Cancelled, Abated or Adjusted 1.65

EXPENDITURES		REVENUES-REALIZED		1972 PROPERTY TAX	
GENERAL GOVERNMENT		1972 Property Taxes Collected		STATE EQUALIZED TAX RATE	
Governing Body & Public Boards	119,263.00	27,481,503.32		Local District School Taxes	2.60
Municipal Clerk	75,421.00	1972 Payments in Lieu of Taxes		Regional & Consolidated School Tax	10,717,250.00
Financial Administration	142,429.00	1,221,513.29		School Taxes in Municipal Budget	.15
Assessment of Taxes	87,115.00	833,850.08		County Taxes	5,373,906.69
Collection of Taxes	75,378.00	963,370.18		County Library Taxes	
Planning, Housing & Development	1,575,613.05	254,088.03		Local Municipal Purpose Taxes	3.02
Human Resources	55,578.00	1,572,793.87		Veteran & Senior Citizen Taxes	.04
Elections	10,566.31	1,404,087.03		Total Taxes for Rate Computation	7.11
General Administration (other)	1,288,454.54	Federal Aid Revenues		Special District Taxes	
JUDICIARY		State and Local Fiscal Assistance Act Utilized		Bank Stock Taxes	43,939.23
Municipal Courts	298,436.00	Sale of Acquired Property		Added and Omitted Taxes	19,572.23
PUBLIC SAFETY		Other Miscellaneous Revenues		Total Taxes Levied - ABSTRACT	29,209,809.92
Fire Protection	2,470,754.60	Other Revenues, Revenue Sharing Tax Effort		Total Taxes Billed	29,225,301.92
Police Protection	3,436,268.00	Total		1972 TAXES COLLECTED	27,481,503.32
Civil Defense & Disaster Control	3,700.00	Prior Years Surplus Appropriated		1972 Taxes Cancelled, Abated or Adjusted	481,323.88
Environmental Inspection & Control	78,173.00	REVENUES TOTAL		Transfer to Tax Title Liens or Foreclosed	153,176.51
Other Public Safety	1,880.00	CAPITAL OUTLAY TOTAL		Balance Outstanding Dec. 31, 1972	1,109,298.21
PUBLIC WORKS		Public Enterprises		PRIOR YEARS TAXES OUTSTANDING	
Streets and Drainage	871,742.00	463,680.00		Balance January 1, 1972	1,228,718.12
Sewers and Sewage Processing	260,580.67	Recreation—Culture		Collected in 1972	1,185,338.53
Garbage and Trash Disposal	827,558.46	Public Works		Cancelled, Abated or Adjusted 1972	7,122.38
Public Buildings and Grounds	662,540.16	Buildings and Grounds		Transfers to Tax Title Liens or Foreclosed	26,787.86
Other Public Works	5,550.00	Library and Education		Balance December 31, 1972	9,469.35
HEALTH and WELFARE		Conservation		TAX TITLE LIENS OUTSTANDING	
Health Services Except Environmental	507,625.36	All Other		Balance January 1, 1972	267,078.93
Welfare-Public Assistance	285,829.00	CAPITAL DEBT AUTHORIZED, DECEMBER 31, 1972		Transfers From Taxes	184,523.92
Hospitals, Clinics, First Aid	126,661.50	ISSUED AND UNISSUED GROSS DEBT NET DEBT		Redeemed in 1972	36,174.76
Animal, Insect, & Rodent Control	75,879.32	School 16,375,750		Cancelled, Abated or Adjusted (1972)	
Other Welfare Services		Self-liquidating 14,516,693		Transfers to Foreclosed Property	
RECREATION and CONSERVATION		Other 31,292,443		Balance December 31, 1972	415,428.09
Beaches and Boardwalks		Total 13,439,742		PROPERTY ACQUIRED BY DEED OR FORECLOSURE	
Parks, Playgrounds, Shade Trees	643,874.85	ISSUED AND OUTSTANDING		Balance January 1, 1972	56,910.00
Land Reclamation & Conservation		School 8,175,750.00		Transfers From Taxes or Liens	
Other Recreational Services	270,343.13	Self-Liquidating 9,050,272.01		Sale for Cash (1972)	
EDUCATION (excluding schools)		Other 17,226,022.01		Cancelled, Abated or Adjusted (1972)	1,700.00
Libraries	650,000.00	Total		Balance December 31, 1972	55,210.00
Other Educational Services		EQUALIZED VALUATION BASIS		CURRENT FINANCES DECEMBER 31, 1972	
STATUTORY EXPENDITURES		FOR NET DEBT COMPUTATION		ASSETS	
Pensions & F. I. C. A.	1,335,525.00	REAL PROPERTY VALUATIONS		Cash Dec. 31, 1972	3,750,543.93
Employee Fringe Benefits	341,500.00	Code Class # of Parcels % VAL'N		Taxes Receivable	1,118,767.56
Other Statutory Expenditures		1 Vacant Land 351 .67		Tax Title Liens	415,428.09
MUNICIPAL FUNCTIONS TOTAL	16,556,722.95	2 Residential 8052 39.30		Foreclosed Property	55,210.00
CAPITAL IMPROVEMENTS *MEMO*	576,778.00	3 Farm		Emergencies & Other Deferred Charges	532,345.40
DEBT SERVICE		4a Commercial 765 24.24		State Aid Receivable	302,359.55
Principal Payments	1,084,000.00	4b Industrial 46 2.58		Other Receivables	7,062.43
Interest Payments	520,536.50	4c Apartments 387 33.21		Total	6,182,116.96
TYPE I SCHL DEBT *MEMC	901,843.50	9601 Total		LIABILITIES, RESERVES, AND SURPLUS	
DEFERRED CHARGES	497,278.42	Land Area 4.00 Sq. Miles		Cash Liabilities	3,153,584.12
SCHOOL, COUNTY, SPECIAL DISTRICT TAXES	16,691,173.69	Net Valuation Taxable-Municipal		Reserves for Receivables	1,592,440.84
RESERVE FOR UNCOLLECTED TAXES	2,206,154.79	309,601,800.00		Surplus Dec. 31,	1,435,692.00
EMERGENCY EMPLOYMENT ACT OF 1971	326,721.85	Net Valuation Taxable-County		Total	6,182,116.96
EXPENDITURES TOTAL	37,922,628.20	399,204,460.00			
		State Equalization Ratio 75.14			

1971/3000

* ABOVE DEBT SERVICE INCLUDES TYPE I SCHOOL DEBT

0211

Population 1970 20,511
 Population 1972 20,760
 S & P Rating
 Moody Rating BAA

General Tax Rate Per \$100. 3.59
 State Equalized Tax Rate 2.58

ELMWOOD PARK BOROUGH — BERGEN COUNTY
Form of Government:
Borough Council
Number of Members on Governing Body 6

PER CAPITA: 144.18
 Gross Debt 92.88
 Net Debt 5.62
 Debt Service 260.57
 Total Tax Levy 115.76
 Municipal Expenditures

PER CENT: 1.51
 Gross Debt .97
 Net Debt 96.59
 Tax Levy Collected
 Tax Levy Cancelled, Abated or Adjusted 1.08

EXPENDITURES		REVENUES-REALIZED		1972 PROPERTY TAX	
GENERAL GOVERNMENT				STATE EQUALIZED TAX RATE	
Governing Body & Public Boards	7,200.00	1972 Property Taxes Collected		Local District School Taxes	1.49
Municipal Clerk		1972 Payments in Lieu of Taxes		Regional & Consolidated School Tax	
Financial Administration	16,380.00	Delinquent Tax & Lien Collections		School Taxes in Municipal Budget	
Assessment of Taxes	6,300.00	Business Personalty Replacement Taxes		County Taxes	.35
Collection of Taxes	37,350.00	Taxes from Public Utilities		County Library Taxes	
Planning, Housing & Development	22,100.00	Other Miscellaneous Tax Revenues		Local Municipal Purpose Taxes	.64
Human Resources		State Aid Revenues		Veteran & Senior Citizen Taxes	.05
Elections	2,275.00	Federal Aid Revenues		Total Taxes for Rate Computation	2.57
General Administration (other)	129,975.88	State and Local Fiscal Assistance Act Utilized		Special District Taxes	
JUDICIARY		Sale of Acquired Property		Bank Stock Taxes	9,146.44
Municipal Courts	19,775.00	Other Miscellaneous Revenues		Added and Omitted Taxes	103,531.18
PUBLIC SAFETY		Other Revenues, Revenue Sharing Tax Effort		Total Taxes Levied - ABSTRACT	5,409,418.34
Fire Protection	46,400.00	Prior Years Surplus Appropriated		Total Taxes Billed	5,417,525.67
Police Protection	533,989.07	REVENUES TOTAL		1972 TAXES COLLECTED	5,232,996.47
Civil Defense & Disaster Control	3,000.00	CAPITAL OUTLAY TOTAL		1972 Taxes Cancelled, Abated or Adjusted	58,431.59
Environmental Inspection & Control	16,780.00	Public Enterprises		Transfer to Tax Title Liens or Foreclosed	901.10
Other Public Safety	1,000.00	Recreation—Culture		Balance Outstanding Dec. 31, 1972	125,196.51
PUBLIC WORKS		Public Works		PRIOR YEARS TAXES OUTSTANDING	
Streets and Drainage	161,120.00	Buildings and Grounds		Balance January 1, 1972	163,591.44
Sewers and Sewage Processing	184,649.49	Library and Education		Collected in 1972	135,479.77
Garbage and Trash Disposal	218,750.00	Conservation		Cancelled, Abated or Adjusted 1972	
Public Buildings and Grounds	34,790.00	All Other		Transfers to Tax Title Liens or Foreclosed	
Other Public Works		CAPITAL DEBT AUTHORIZED, DECEMBER 31, 1972		Balance December 31, 1972	24,111.67
HEALTH and WELFARE		ISSUED AND UNISSUED		TAX TITLE LIENS OUTSTANDING	
Health Services Except Environmental	50,054.05	GROSS DEBT		Balance January 1, 1972	2,152.62
Welfare-Public Assistance	9,225.00	NET DEBT		Transfers From Taxes	901.10
Hospitals, Clinics, First Aid	1,500.00	School		Redeemed in 1972	
Animal, Insect, & Rodent Control		Self-liquidating		Cancelled, Abated or Adjusted (1972)	
Other Welfare Services		Other		Transfers to Foreclosed Property	
RECREATION and CONSERVATION		Total		Balance December 31, 1972	3,053.72
Beaches and Boardwalks		ISSUED AND OUTSTANDING		PROPERTY ACQUIRED BY DEED OR FORECLOSURE	
Parks, Playgrounds, Shade Trees	3,500.00	School		Balance January 1, 1972	289,700.00
Land Reclamation & Conservation		Self-Liquidating		Transfers From Taxes or Liens	
Other Recreational Services	65,790.00	Other		Sale for Cash (1972)	21,500.00
EDUCATION (excluding schools)		Total		Cancelled, Abated or Adjusted (1972)	
Libraries	52,000.00	EQUALIZED VALUATION BASIS		Balance December 31, 1972	268,200.00
Other Educational Services		FOR NET DEBT COMPUTATION		CURRENT FINANCES DECEMBER 31, 1972	
STATUTORY EXPENDITURES		REAL PROPERTY VALUATIONS		ASSETS	
Pensions & F. I. C. A.	92,034.66	Code Class # of Parcels % VAL'N		Cash Dec. 31, 1972	559,632.41
Employee Fringe Benefits	32,000.00	ASSESSED VALUATION		Taxes Receivable	149,308.18
Other Statutory Expenditures		1 Vacant Land 211 2.10		Tax Title Liens	3,053.72
MUNICIPAL FUNCTIONS		2 Residential 4287 65.84		Foreclosed Property	268,200.00
CAPITAL IMPROVEMENTS	52,488.00	3 Farm 17 .50		Emergencies & Other Deferred Charges	23,996.19
DEBT SERVICE		4a Commercial 182 10.64		State Aid Receivable	24,156.69
Principal Payments	77,500.00	4b Industrial 64 13.26		Other Receivables	15,764.90
Interest Payments	39,072.50	4c Apartments 18 7.65		Total	1,044,112.09
DEFERRED CHARGES		4779 Total		LIABILITIES, RESERVES, AND SURPLUS	
SCHOOL, COUNTY, SPECIAL DISTRICT TAXES	164,651.22	Land Area 2.50 Sq. Miles		Cash Liabilities	280,315.42
RESERVE FOR UNCOLLECTED TAXES	3,548,517.93	Net Valuation Taxable-Municipal		Reserves for Receivables	436,326.80
EMERGENCY EMPLOYMENT ACT OF 1971	212,975.76	Net Valuation Taxable-County		Surplus Dec. 31	327,469.87
EXPENDITURES		State Equalization Ratio		Total	1,044,112.09
TOTAL	6,351,661.55				

0212

Population 1970 **8,536**
 Population 1972 **8,655**
 S & P Rating
 Moody Rating **A**

General Tax Rate Per \$100. **2.22**
 State Equalized Tax Rate **2.50**

EAST RUTHERFORD BOROUGH — BERGEN CO.
Form of Government:
Borough Council
Number of Members on Governing Body 6

PER CAPITA:
 Gross Debt **501.58**
 Net Debt **224.34**
 Debt Service **14.35**
 Total Tax Levy **363.66**
 Municipal Expenditures **238.05**

PER CENT:
 Gross Debt **3.64**
 Net Debt **1.63**
 Tax Levy Collected **85.17**
 Tax Levy Cancelled, Abated or Adjusted **2.19**

EXPENDITURES		REVENUES-REALIZED		1972 PROPERTY TAX	
GENERAL GOVERNMENT				STATE EQUALIZED TAX RATE	
Governing Body & Public Boards	16,500.00	1972 Property Taxes Collected	2,685,972.61	Local District School Taxes .73	933,504.01
Municipal Clerk		1972 Payments in Lieu of Taxes		Regional & Consolidated School Tax .64	811,835.74
Financial Administration	14,700.00	Delinquent Tax & Lien Collections	233,550.57	School Taxes in Municipal Budget	
Assessment of Taxes	9,344.00	Business Personalty Replacement Taxes	328,901.06	County Taxes .40	512,270.40
Collection of Taxes	17,200.00	Taxes from Public Utilities	385,667.60	County Library Taxes	
Planning, Housing & Development	8,800.00	Other Miscellaneous Tax Revenues		Local Municipal Purpose Taxes .65	882,374.71
Human Resources		State Aid Revenues	35,300.84	Veteran & Senior Citizen Taxes .03	40,570.00
Elections	1,050.00	Federal Aid Revenues	20,585.49	Total Taxes for Rate Computation 2.49	3,181,254.86
General Administration (other)	135,195.00	State and Local Fiscal Assistance Act Utilized		Special District Taxes	
JUDICIARY		Sale of Acquired Property		Bank Stock Taxes	3,744.50
Municipal Courts	13,800.00	Other Miscellaneous Revenues	75,796.53	Added and Omitted Taxes	3,359.97
PUBLIC SAFETY		Other Revenues, Revenue Sharing Tax Effort	49,646.85	Total Taxes Levied - ABSTRACT	3,147,489.33
Fire Protection	76,600.00	Total	3,815,821.95	Total Taxes Billed	3,153,580.03
Police Protection	364,200.00	Prior Years Surplus Appropriated	245,000.00	1972 TAXES COLLECTED	2,685,972.61
Civil Defense & Disaster Control	100.00	REVENUES TOTAL	4,060,821.95	1972 Taxes Cancelled, Abated or Adjusted	65,124.83
Environmental Inspection & Control	5,450.00	CAPITAL OUTLAY TOTAL	188,344.59	Transfer to Tax Title Liens or Foreclosed	87,554.64
Other Public Safety				Balance Outstanding Dec. 31, 1972	310,487.95
PUBLIC WORKS				PRIOR YEARS TAXES OUTSTANDING	
Streets and Drainage	339,320.00	Public Enterprises		Balance January 1, 1972	693,113.14
Sewers and Sewage Processing		Recreation—Culture		Collected in 1972	233,550.57
Garbage and Trash Disposal	118,545.00	Public Works	186,892.29	Cancelled, Abated or Adjusted 1972	4,650.39
Public Buildings and Grounds	66,500.00	Buildings and Grounds	527.98	Transfers to Tax Title Liens or Foreclosed	30,524.23
Other Public Works		Library and Education	924.72	Balance December 31, 1972	423,547.55
HEALTH and WELFARE		Conservation		TAX TITLE LIENS OUTSTANDING	
Health Services Except Environmental	17,700.00	All Other		Balance January 1, 1972	102,489.57
Welfare-Public Assistance	2,400.00			Transfers From Taxes	123,400.58
Hospitals, Clinics, First Aid				Redeemed in 1972	
Animal, Insect, & Rodent Control				Cancelled, Abated or Adjusted (1972)	
Other Welfare Services				Transfers to Foreclosed Property	
RECREATION and CONSERVATION				Balance December 31, 1972	225,690.55
Beaches and Boardwalks				PROPERTY ACQUIRED BY DEED OR FORECLOSURE	
Parks, Playgrounds, Shade Trees	10,000.00			Balance January 1, 1972	807,500.00
Land Reclamation & Conservation				Transfers From Taxes or Liens	
Other Recreational Services	45,800.00			Sale for Cash (1972)	
EDUCATION (excluding schools)				Cancelled, Abated or Adjusted (1972)	
Libraries	30,000.00			Balance December 31, 1972	807,500.00
Other Educational Services				CURRENT FINANCES DECEMBER 31, 1972	
STATUTORY EXPENDITURES				ASSETS	
Pensions & F. I. C. A.	79,812.71			Cash Dec. 31, 1972	633,865.50
Employee Fringe Benefits	44,000.00			Taxes Receivable	734,435.50
Other Statutory Expenditures				Tax Title Liens	225,690.55
MUNICIPAL FUNCTIONS TOTAL	1,421,416.71			Foreclosed Property	807,500.00
CAPITAL IMPROVEMENTS *MEMO*	32,500.00			Emergencies & Other Deferred Charges	15,700.00
DEBT SERVICE				State Aid Receivable	
Principal Payments	82,000.00			Other Receivables	101,825.15
Interest Payments	42,211.75			Total	2,519,616.70
DEFERRED CHARGES	18,170.20			LIABILITIES, RESERVES, AND SURPLUS	
SCHOOL, COUNTY, SPECIAL DISTRICT TAXES	2,258,010.15			Cash Liabilities	251,109.28
RESERVE FOR UNCOLLECTED TAXES	469,491.72			Reserves for Receivables	1,870,051.20
EMERGENCY EMPLOYMENT ACT OF 1971	27,040.00			Surplus Dec. 31,	358,456.22
EXPENDITURES TOTAL	4,318,340.53			Total	2,519,616.70

Population 1970	11,736
Population 1972	14,975
S & P Rating	
Moody Rating	

General Tax Rate Per \$100. 4.23
State Equalized Tax Rate 2.85

Form of Government:
Council-Manager Plan E (OMCL50)
Number of Members on Governing Body 7

PER CAPITA:		PER CENT:	
Gross Debt	472.56	Gross Debt	4.87
Net Debt	32.05	Net Debt	.33
Debt Service	19.75	Tax Levy Collected	55.20
Total Tax Levy	405.03	Tax Levy Cancelled, Abated	
Municipal Expenditures	203.19	or Adjusted	.18

1971/3000

0311

Population 1970 2,284
 Population 1972 2,690
 S & P Rating
 Moody Rating

General Tax Rate Per \$100. 5.44
 State Equalized Tax Rate 4.10

EASTAMPTON TOWNSHIP — BURLINGTON CO.
Form of Government:
 Township Committee
 Number of Members on Governing Body 3

PER CAPITA:
 Gross Debt 169.02
 Net Debt 5.80
 Debt Service .76
 Total Tax Levy 257.16
 Municipal Expenditures 107.84

PER CENT:
 Gross Debt 2.98
 Net Debt .10
 Tax Levy Collected 92.06
 Tax Levy Cancelled, Abated or Adjusted .01

EXPENDITURES		REVENUES-REALIZED		1972 PROPERTY TAX	
GENERAL GOVERNMENT				STATE EQUALIZED TAX RATE →	
Governing Body & Public Boards		1972 Property Taxes Collected	636,905.16	Local District School Taxes 1.80	301,582.00
Municipal Clerk		1972 Payments in Lieu of Taxes		Regional & Consolidated School Tax 1.23	206,635.62
Financial Administration	4,000.00	Delinquent Tax & Lien Collections	77,975.65	School Taxes in Municipal Budget	
Assessment of Taxes	3,181.55	Business Personalty Replacement Taxes	8,281.69	County Taxes .62	104,143.77
Collection of Taxes	3,659.58	Taxes from Public Utilities	47,694.98	County Library Taxes .03	4,213.10
Planning, Housing & Development	11,406.22	Other Miscellaneous Tax Revenues		Local Municipal Purpose Taxes .37	61,840.40
Human Resources		State Aid Revenues	9,830.00	Veteran & Senior Citizen Taxes .06	9,610.00
Elections		Federal Aid Revenues	4,534.00	Total Taxes for Rate Computation 4.11	688,024.85
General Administration (other)	28,695.65	State and Local Fiscal Assistance Act Utilized		Special District Taxes	
JUDICIARY		Sale of Acquired Property		Bank Stock Taxes	459.60
Municipal Courts	2,900.00	Other Miscellaneous Revenues	68,593.36	Added and Omitted Taxes	12,892.80
PUBLIC SAFETY		Other Revenues, Revenue Sharing Tax Effort	37,898.88	Total Taxes Levied - ABSTRACT	651,767.29
Fire Protection	10,050.00	Total	891,713.72	Total Taxes Billed	651,847.29
Police Protection	35,642.92	Prior Years Surplus Appropriated	40,000.00	1972 TAXES COLLECTED	636,905.16
Civil Defense & Disaster Control	1,400.00	REVENUES TOTAL	931,713.72	1972 Taxes Cancelled, Abated or Adjusted	80.00
Environmental Inspection & Control	2,040.00	CAPITAL OUTLAY TOTAL	2,381.26	Transfer to Tax Title Liens or Foreclosed	
Other Public Safety				Balance Outstanding Dec. 31, 1972	54,862.13
PUBLIC WORKS		Public Enterprises		PRIOR YEARS TAXES OUTSTANDING	
Streets and Drainage	28,370.00	Recreation—Culture		Balance January 1, 1972	78,679.33
Sewers and Sewage Processing	28,250.00	Public Works	2,381.26	Collected in 1972	74,331.05
Garbage and Trash Disposal	20,900.00	Buildings and Grounds		Cancelled, Abated or Adjusted 1972	
Public Buildings and Grounds	3,614.87	Library and Education		Transfers to Tax Title Liens or Foreclosed	
Other Public Works		Conservation		Balance December 31, 1972	4,348.28
HEALTH and WELFARE		All Other		TAX TITLE LIENS OUTSTANDING	
Health Services Except Environmental	599.86	CAPITAL DEBT AUTHORIZED, DECEMBER 31, 1972		Balance January 1, 1972	3,644.60
Welfare-Public Assistance	1,900.00	ISSUED AND UNISSUED		Transfers From Taxes	
Hospitals, Clinics, First Aid		School 439,054		Redeemed in 1972	3,644.60
Animal, Insect, & Rodent Control		Self-liquidating 15,600	15,600	Cancelled, Abated or Adjusted (1972)	
Other Welfare Services		Other 454,654	15,600	Transfers to Foreclosed Property	
RECREATION and CONSERVATION		Total 454,654	15,600	Balance December 31, 1972	
Beaches and Boardwalks		ISSUED AND OUTSTANDING		PROPERTY ACQUIRED BY DEED OR FORECLOSURE	
Parks, Playgrounds, Shade Trees	1,030.00	School 406,054.33		Balance January 1, 1972	
Land Reclamation & Conservation	9,927.50	Self-Liquidating 13,600.00		Transfers From Taxes or Liens	
Other Recreational Services		Other 419,654.33		Sale for Cash (1972)	
EDUCATION (excluding schools)		Total		Cancelled, Abated or Adjusted (1972)	
Libraries		EQUALIZED VALUATION BASIS		Balance December 31, 1972	
Other Educational Services	300.00	FOR NET DEBT COMPUTATION	15,238,731.00	CURRENT FINANCES DECEMBER 31, 1972	
STATUTORY EXPENDITURES		REAL PROPERTY VALUATIONS		ASSETS	
Pensions & F. I. C. A.	2,200.34	Code Class # of Parcels % VAL'N	ASSESSED VALUATION	Cash Dec. 31, 1972	407,782.19
Employee Fringe Benefits		1 Vacant Land 156 4.22	525,110.00	Taxes Receivable	59,210.41
Other Statutory Expenditures		2 Residential 481 59.88	7,452,600.00	Tax Title Liens	
MUNICIPAL FUNCTIONS		3 Farm 71 11.38	1,415,400.00	Foreclosed Property	
CAPITAL IMPROVEMENTS *MEMO*	2,000.00	4a Commercial 25 10.34	1,286,300.00	Emergencies & Other Deferred Charges	10,276.04
DEBT SERVICE		4b Industrial 2 .63	78,000.00	State Aid Receivable	3,488.00
Principal Payments	1,200.00	4c Apartments 4 13.56	1,687,900.00	Other Receivables	6,561.40
Interest Payments	840.00	739 Total	12,445,310.00	Total	487,718.04
DEFERRED CHARGES		Land Area 5.63 Sq. Miles		LIABILITIES, RESERVES, AND SURPLUS	
SCHOOL, COUNTY, SPECIAL DISTRICT TAXES	616,574.49	Net Valuation Taxable-Municipal	12,663,067.00	Cash Liabilities	255,183.58
RESERVE FOR UNCOLLECTED TAXES	84,220.00	Net Valuation Taxable-County	16,621,558.00	Reserves for Receivables	66,171.81
EMERGENCY EMPLOYMENT ACT OF 1971		State Equalization Ratio	75.44	Surplus Dec. 31,	126,362.65
EXPENDITURES TOTAL	906,658.64			Total	487,718.04

1311

Population 1970 **14,619**
 Population 1972 **13,110**
 S & P Rating **BBB**
 Moody Rating **BAA**

General Tax Rate Per \$100. **3.66**
 State Equalized Tax Rate **2.59**

EATONTOWN BOROUGH — MONMOUTH COUNTY
 Form of Government:
Borough Council
 Number of Members on Governing Body **6**

PER CAPITA:
 Gross Debt **372.23**
 Net Debt **148.48**
 Debt Service **13.35**
 Total Tax Levy **265.10**
 Municipal Expenditures **128.76**

PER CENT:
 Gross Debt **4.93**
 Net Debt **1.97**
 Tax Levy Collected **96.26**
 Tax Levy Cancelled, Abated or Adjusted **.41**

EXPENDITURES		REVENUES-REALIZED		1972 PROPERTY TAX	
GENERAL GOVERNMENT				STATE EQUALIZED TAX RATE	
Governing Body & Public Boards		1972 Property Taxes Collected	3,345,322.51	Local District School Taxes 1.01	1,174,587.84
Municipal Clerk		1972 Payments in Lieu of Taxes		Regional & Consolidated School Tax .71	£22,500.76
Financial Administration	15,600.00	Delinquent Tax & Lien Collections	146,265.59	School Taxes in Municipal Budget	
Assessment of Taxes	10,425.00	Business Personalty Replacement Taxes	161,249.49	County Taxes	703,552.11
Collection of Taxes	15,750.00	Taxes from Public Utilities	181,080.81	County Library Taxes	26,541.30
Planning, Housing & Development	16,700.00	Other Miscellaneous Tax Revenues		Local Municipal Purpose Taxes	723,000.86
Human Resources		State Aid Revenues	60,592.96	Veteran & Senior Citizen Taxes	39,510.00
Elections	2,300.00	Federal Aid Revenues	43,837.80	Total Taxes for Rate Computation	3,450,492.87
General Administration (other)	157,650.00	State and Local Fiscal Assistance Act Utilized		Special District Taxes	
JUDICIARY		Sale of Acquired Property	2,450.00	Bank Stock Taxes	5,400.93
Municipal Courts	19,295.00	Other Miscellaneous Revenues	91,770.43	Added and Omitted Taxes	19,054.85
PUBLIC SAFETY		Other Revenues, Revenue Sharing Tax Effort	76,581.07	Total Taxes Levied - ABSTRACT	3,475,438.65
Fire Protection	31,054.00	Total	4,109,550.66	Total Taxes Billed	3,475,438.65
Police Protection	334,205.00	Prior Years Surplus Appropriated	375,000.00	1972 TAXES COLLECTED	3,345,322.51
Civil Defense & Disaster Control	1,350.00	REVENUES TOTAL	4,484,550.66	1972 Taxes Cancelled, Abated or Adjusted	14,115.77
Environmental Inspection & Control	23,820.00	CAPITAL OUTLAY TOTAL	62,755.55	Transfer to Tax Title Liens or Foreclosed	6,133.66
Other Public Safety		Public Enterprises		Balance Outstanding Dec. 31, 1972	109,866.71
PUBLIC WORKS		Recreation—Culture	5,200.89	PRIOR YEARS TAXES OUTSTANDING	
Streets and Drainage	229,810.80	Public Works	44,432.48	Balance January 1, 1972	164,548.55
Sewers and Sewage Processing		Buildings and Grounds	5,126.58	Collected in 1972	126,164.63
Garbage and Trash Disposal	23,100.00	Library and Education		Cancelled, Abated or Adjusted 1972	
Public Buildings and Grounds	41,600.00	Conservation		Transfers to Tax Title Liens or Foreclosed	7,223.08
Other Public Works		All Other		Balance December 31, 1972	21,161.24
HEALTH and WELFARE		CAPITAL DEBT AUTHORIZED, DECEMBER 31, 1972		TAX TITLE LIENS OUTSTANDING	
Health Services Except Environmental	22,210.00	ISSUED AND UNISSUED		Balance January 1, 1972	31,437.85
Welfare-Public Assistance	5,955.00	School	2,684,388	Transfers From Taxes	14,325.61
Hospitals, Clinics, First Aid		Self-liquidating		Redeemed in 1972	10,100.96
Animal, Insect, & Rodent Control		Other	2,195,600	Cancelled, Abated or Adjusted (1972)	
Other Welfare Services		Total	4,879,988	Transfers to Foreclosed Property	
RECREATION and CONSERVATION		ISSUED AND OUTSTANDING		Balance December 31, 1972	35,666.50
Beaches and Boardwalks		School	2,683,803.47	PROPERTY ACQUIRED BY DEED OR FORECLOSURE	
Parks, Playgrounds, Shade Trees	57,690.00	Self-Liquidating		Balance January 1, 1972	103,810.00
Land Reclamation & Conservation		Other	1,268,200.00	Transfers From Taxes or Liens	
Other Recreational Services	3,500.00	Total	3,952,003.47	Sale for Cash (1972)	
EDUCATION (excluding schools)		EQUALIZED VALUATION BASIS		Cancelled, Abated or Adjusted (1972)	
Libraries	10,423.00	FOR NET DEBT COMPUTATION	99,013,675.67	Balance December 31, 1972	103,810.00
Other Educational Services		REAL PROPERTY VALUATIONS		CURRENT FINANCES DECEMBER 31, 1972	
STATUTORY EXPENDITURES		Code Class # of Parcels % VAL'N		ASSETS	
Pensions & F. I. C. A.	58,724.20	1 Vacant Land 344 7.22	6,718,800.00	Cash Dec. 31, 1972	551,159.21
Employee Fringe Benefits	20,000.00	2 Residential 1485 35.36	32,520,000.00	Taxes Receivable	131,027.95
Other Statutory Expenditures		3 Farm 22 .15	136,000.00	Tax Title Liens	35,666.50
MUNICIPAL FUNCTIONS TOTAL	1,105,162.00	4a Commercial 147 36.12	33,629,800.00	Foreclosed Property	103,810.00
CAPITAL IMPROVEMENTS *MEMO*	67,250.00	4b Industrial 13 4.52	4,212,500.00	Emergencies & Other Deferred Charges	32,000.00
DEBT SERVICE		4c Apartments 16 16.63	15,485,700.00	State Aid Receivable	52,781.89
Principal Payments	54,000.00	2027 Total	93,103,200.00	Other Receivables	45,937.61
Interest Payments	81,000.00	Land Area 5.80 Sq. Miles		Total	1,352,383.16
DEFERRED CHARGES	22,381.75	Net Valuation Taxable-Municipal	95,430,619.00	LIABILITIES, RESERVES, AND SURPLUS	
SCHOOL, COUNTY, SPECIAL DISTRICT TAXES	2,727,582.01	Net Valuation Taxable-County	106,001,102.00	Cash Liabilities	328,631.47
RESERVE FOR UNCOLLECTED TAXES	339,121.20	State Equalization Ratio	81.55	Reserves for Receivables	316,492.06
EMERGENCY EMPLOYMENT ACT OF 1971	42,338.65			Surplus Dec. 31,	707,259.63
EXPENDITURES TOTAL	4,415,585.61			Total	1,352,383.16

0213

Population 1970 4,987
 Population 1972 5,035
 S & P Rating A
 Moody Rating A

General Tax Rate Per \$100. 2.77
 State Equalized Tax Rate 1.71

EDGEWATER BOROUGH — BERGEN COUNTY

Form of Government:

Borough Council

Number of Members on Governing Body 6

PER CAPITA:

Gross Debt 146.18
 Net Debt 146.18
 Debt Service 19.01
 Total Tax Levy 342.08
 Municipal Expenditures 363.07

PER CENT:

Gross Debt .85
 Net Debt .85
 Tax Levy Collected 96.57
 Tax Levy Cancelled, Abated or Adjusted .33

EXPENDITURES		REVENUES-REALIZED		1972 PROPERTY TAX	
GENERAL GOVERNMENT		1972 Property Taxes Collected		STATE EQUALIZED TAX RATE	
Governing Body & Public Boards	7,500.00	1,667,283.82		Local District School Taxes .45	
Municipal Clerk		1972 Payments in Lieu of Taxes		Regional & Consolidated School Tax	
Financial Administration	9,550.00	23,344.85		School Taxes in Municipal Budget	
Assessment of Taxes	28,100.00	671,927.17		County Taxes .44	
Collection of Taxes	8,150.00	84,161.83		County Library Taxes	
Planning, Housing & Development	6,665.00	Other Miscellaneous Tax Revenues		Local Municipal Purpose Taxes .81	
Human Resources	5,237.31	34,448.52		Veteran & Senior Citizen Taxes .02	
Elections	3,080.00	17,599.09		Total Taxes for Rate Computation 1.72	
General Administration (other)	112,795.38	Federal Aid Revenues		Special District Taxes	
JUDICIARY		State and Local Fiscal Assistance Act Utilized		Bank Stock Taxes	
Municipal Courts	8,330.00	Sale of Acquired Property		Added and Omitted Taxes	
PUBLIC SAFETY		Other Miscellaneous Revenues		Total Taxes Levied - ABSTRACT	
Fire Protection	329,568.68	12,935.91		Total Taxes Billed	
Police Protection	267,725.57	Other Revenues, Revenue Sharing Tax Effort		1972 TAXES COLLECTED	
Civil Defense & Disaster Control	850.00	2,691,600.71		1972 Taxes Cancelled, Abated or Adjusted	
Environmental Inspection & Control	3,680.00	Prior Years Surplus Appropriated		Transfer to Tax Title Liens or Foreclosed	
Other Public Safety		REVENUES TOTAL		Balance Outstanding Dec. 31, 1972	
PUBLIC WORKS		CAPITAL OUTLAY TOTAL		PRIOR YEARS TAXES OUTSTANDING	
Streets and Drainage	186,370.30	Public Enterprises		Balance January 1, 1972	
Sewers and Sewage Processing	209,700.00	Recreation—Culture		Collected in 1972	
Garbage and Trash Disposal	59,026.00	Public Works		Cancelled, Abated or Adjusted 1972	
Public Buildings and Grounds	33,200.00	Buildings and Grounds		Transfers to Tax Title Liens or Foreclosed	
Other Public Works		Library and Education		Balance December 31, 1972	
HEALTH and WELFARE		Conservation		TAX TITLE LIENS OUTSTANDING	
Health Services Except Environmental	22,025.50	All Other		Balance January 1, 1972	
Welfare-Public Assistance	23,324.59	CAPITAL DEBT AUTHORIZED, DECEMBER 31, 1972		Transfers From Taxes	
Hospitals, Clinics, First Aid	1,000.00	ISSUED AND UNISSUED GROSS DEBT NET DEBT		Redeemed in 1972	
Animal, Insect, & Rodent Control	1,650.00	School		Cancelled, Abated or Adjusted (1972)	
Other Welfare Services		Self-liquidating		Transfers to Foreclosed Property	
RECREATION and CONSERVATION		Other		Balance December 31, 1972	
Beaches and Boardwalks	4,100.00	Total		PROPERTY ACQUIRED BY DEED OR	
Parks, Playgrounds, Shade Trees		ISSUED AND OUTSTANDING		FORECLOSURE	
Land Reclamation & Conservation	30,448.52	School		Balance January 1, 1972	
Other Recreational Services		Self-Liquidating		Transfers From Taxes or Liens	
EDUCATION (excluding schools)		Other		Sale for Cash (1972)	
Libraries	35,780.90	Total		Cancelled, Abated or Adjusted (1972)	
Other Educational Services		EQUALIZED VALUATION BASIS		Balance December 31, 1972	
STATUTORY EXPENDITURES		FOR NET DEBT COMPUTATION		CURRENT FINANCES DECEMBER 31, 1972	
Pensions & F. I. C. A.	164,165.75	REAL PROPERTY VALUATIONS		ASSETS	
Employee Fringe Benefits	34,023.44	Code Class # of Parcels % VAL'N		Cash Dec. 31, 1972	
Other Statutory Expenditures		ASSESSED VALUATION		Taxes Receivable	
MUNICIPAL FUNCTIONS TOTAL	1,596,447.34	1 Vacant Land 99 1.96		Tax Title Liens	
CAPITAL IMPROVEMENTS *MEMO*	188,000.00	2 Residential 574 20.91		Foreclosed Property	
DEBT SERVICE		3 Farm		Emergencies & Other Deferred Charges	
Principal Payments	76,000.00	4a Commercial 63 5.48		State Aid Receivable	
Interest Payments	19,734.53	4b Industrial 46 58.78		Other Receivables	
DEFERRED CHARGES	2,484.65	4c Apartments 44 12.87		Total	
SCHOOL, COUNTY, SPECIAL DISTRICT TAXES	891,221.99	826 Total		LIABILITIES, RESERVES, AND SURPLUS	
RESERVE FOR UNCOLLECTED TAXES	103,139.03	Land Area .70 Sq. Miles		Cash Liabilities	
EMERGENCY EMPLOYMENT ACT OF 1971	30,241.98	Net Valuation Taxable-Municipal		Reserves for Receivables	
EXPENDITURES TOTAL	2,719,265.52	Net Valuation Taxable-County		Surplus Dec. 31,	
		State Equalization Ratio		Total	

0312

Population 1970 7,412
 Population 1972 9,320
 S & P Rating
 Moody Rating

General Tax Rate Per \$100. 4.81
 State Equalized Tax Rate 3.63

EDGEWATER PARK TOWNSHIP — BURLINGTON COUNTY

Form of Government:
 Township Committee
 Number of Members on Governing Body 5

PER CAPITA:
 Gross Debt 232.94
 Net Debt 59.00
 Debt Service 5.41
 Total Tax Levy 286.93
 Municipal Expenditures 80.54

PER CENT:
 Gross Debt 4.02
 Net Debt 1.02
 Tax Levy Collected 90.52
 Tax Levy Cancelled, Abated or Adjusted 2.20

EXPENDITURES		REVENUES-REALIZED		1972 PROPERTY TAX	
GENERAL GOVERNMENT				STATE EQUALIZED TAX RATE — 2.52	
Governing Body & Public Boards		1972 Property Taxes Collected	2,420,778.47	Local District School Taxes	1,651,658.00
Municipal Clerk		1972 Payments in Lieu of Taxes		Regional & Consolidated School Tax	
Financial Administration	5,750.00	Delinquent Tax & Lien Collections	98,473.11	School Taxes in Municipal Budget	
Assessment of Taxes	7,850.00	Business Personalty Replacement Taxes	64,730.49	County Taxes	445,547.65
Collection of Taxes	4,261.00	Taxes from Public Utilities	114,875.47	County Library Taxes	18,183.58
Planning, Housing & Development	6,750.00	Other Miscellaneous Tax Revenues		Local Municipal Purpose Taxes	242,328.85
Human Resources		State Aid Revenues	37,865.63	Veteran & Senior Citizen Taxes	25,390.00
Elections		Federal Aid Revenues	5,555.00	Total Taxes for Rate Computation	2,431,108.08
General Administration (other)	57,664.00	State and Local Fiscal Assistance Act Utilized		Special District Taxes	14,150.00
JUDICIARY		Sale of Acquired Property		Bank Stock Taxes	1,064.15
Municipal Courts	18,212.00	Other Miscellaneous Revenues	43,073.85	Added and Omitted Taxes	257,259.05
PUBLIC SAFETY		Other Revenues, Revenue Sharing Tax Effort	23,200.30	Total Taxes Levied - ABSTRACT	2,674,191.28
Fire Protection	5,500.00	Total	2,808,592.32	Total Taxes Billed	2,674,191.28
Police Protection	137,200.00	Prior Years Surplus Appropriated	201,700.00	1972 TAXES COLLECTED	2,420,778.47
Civil Defense & Disaster Control	1,420.00	REVENUES TOTAL	3,010,292.32	1972 Taxes Cancelled, Abated or Adjusted	58,653.53
Environmental Inspection & Control	4,400.00	CAPITAL OUTLAY TOTAL	84,785.84	Transfer to Tax Title Liens or Foreclosed	255.68
Other Public Safety				Balance Outstanding Dec. 31, 1972	154,203.20
PUBLIC WORKS				PRIOR YEARS TAXES OUTSTANDING	
Streets and Drainage	105,900.00	Public Enterprises		Balance January 1, 1972	145,810.68
Sewers and Sewage Processing		Recreation—Culture		Collected in 1972	98,473.11
Garbage and Trash Disposal	57,500.00	Public Works		Cancelled, Abated or Adjusted 1972	47,624.72
Public Buildings and Grounds	10,500.00	Buildings and Grounds	84,785.84	Transfers to Tax Title Liens or Foreclosed	
Other Public Works		Library and Education		Balance December 31, 1972	3,712.85
HEALTH and WELFARE		Conservation		TAX TITLE LIENS OUTSTANDING	
Health Services Except Environmental	689.00	All Other		Balance January 1, 1972	451.09
Welfare-Public Assistance	1,630.00	CAPITAL DEBT AUTHORIZED, DECEMBER 31, 1972		Transfers From Taxes	255.68
Hospitals, Clinics, First Aid		ISSUED AND UNISSUED		Redeemed in 1972	
Animal, Insect, & Rodent Control		School	1,785,000	Cancelled, Abated or Adjusted (1972)	
Other Welfare Services		Self-liquidating		Transfers to Foreclosed Property	
RECREATION and CONSERVATION		Other	382,000	Balance December 31, 1972	706.77
Beaches and Boardwalks		Total	2,171,000	PROPERTY ACQUIRED BY DEED OR FORECLOSURE	
Parks, Playgrounds, Shade Trees	21,455.00	ISSUED AND OUTSTANDING		Balance January 1, 1972	4,300.00
Land Reclamation & Conservation		School	1,785,000.00	Transfers From Taxes or Liens	
Other Recreational Services	16,000.00	Self-Liquidating		Sale for Cash (1972)	
EDUCATION (excluding schools)		Other	347,000.00	Cancelled, Abated or Adjusted (1972)	
Libraries	700.00	Total	2,136,000.00	Balance December 31, 1972	4,300.00
Other Educational Services		EQUALIZED VALUATION BASIS		CURRENT FINANCES DECEMBER 31, 1972	
STATUTORY EXPENDITURES		FOR NET DEBT COMPUTATION	54,037,590.67	ASSETS	
Pensions & F. I. C. A.	14,585.58	REAL PROPERTY VALUATIONS		Cash Dec. 31, 1972	473,538.92
Employee Fringe Benefits	5,000.00	Code Class # of Parcels % VAL'N	ASSESSED VALUATION	Taxes Receivable	158,016.05
Other Statutory Expenditures		1 Vacant Land 168 3.74	1,875,225.00	Tax Title Liens	706.77
MUNICIPAL FUNCTIONS	491,410.58	2 Residential 1467 52.55	26,384,700.00	Foreclosed Property	4,300.00
CAPITAL IMPROVEMENTS	49,000.00	3 Farm 25 .59	255,100.00	Emergencies & Other Deferred Charges	12,660.00
DEBT SERVICE		4a Commercial 47 13.67	6,862,550.00	State Aid Receivable	5,000.00
Principal Payments	30,200.00	4b Industrial 7 5.15	2,584,900.00	Other Receivables	1,645.00
Interest Payments	20,260.00	4c Apartments 73 24.30	12,200,700.00	Total	700,266.74
DEFERRED CHARGES	5,565.02	1787 Total	50,204,175.00	LIABILITIES, RESERVES, AND SURPLUS	
SCHOOL, COUNTY, SPECIAL DISTRICT TAXES	2,173,535.23	Land Area 2.86 Sq. Miles		Cash Liabilities	170,851.21
RESERVE FOR UNCOLLECTED TAXES	153,000.00	Net Valuation Taxable-Municipal	50,631,709.00	Reserves for Receivables	204,667.82
EMERGENCY EMPLOYMENT ACT OF 1971	5,750.00	Net Valuation Taxable-County	72,253,460.00	Surplus Dec. 31,	324,747.71
EXPENDITURES	2,924,125.23	State Equalization Ratio	75.52	Total	700,266.74

1205

Population 1970 67,120
 Population 1972 69,435
 S & P Rating AA
 Moody Rating AA

General Tax Rate Per \$100. 5.89
 State Equalized Tax Rate 2.84

EDISON TOWNSHIP — MIDDLESEX COUNTY

Form of Government:

Mayor-Council Plan E (OMCL50)

Number of Members on Governing Body 7

PER CAPITA:

Gross Debt 477.39
 Net Debt 133.46
 Debt Service 34.93
 Total Tax Levy 361.51
 Municipal Expenditures 165.44

PER CENT:

Gross Debt 4.47
 Net Debt 1.25
 Tax Levy Collected 93.77
 Tax Levy Cancelled, Abated or Adjusted 1.72

EXPENDITURES		REVENUES-REALIZED		1972 PROPERTY TAX	
GENERAL GOVERNMENT		1972 Property Taxes Collected		STATE EQUALIZED TAX RATE 1.77	
Governing Body & Public Boards	29,925.00	1972 Payments in Lieu of Taxes	23,597,527.56	Local District School Taxes	15,276,561.00
Municipal Clerk	47,600.50	Delinquent Tax & Lien Collections	282,764.46	Regional & Consolidated School Tax	
Financial Administration	211,213.77	Business Personalty Replacement Taxes	626,022.60	School Taxes in Municipal Budget	.17 1,503,862.00
Assessment of Taxes	84,944.71	Taxes from Public Utilities	4,517,925.20	County Taxes	.53 4,616,413.09
Collection of Taxes	51,263.98	Other Miscellaneous Tax Revenues		County Library Taxes	
Planning, Housing & Development	27,595.00	State Aid Revenues	526,453.55	Local Municipal Purpose Taxes	.33 2,620,514.15
Human Resources		Federal Aid Revenues	112,178.10	Veteran & Senior Citizen Taxes	.04 334,080.00
Elections		State and Local Fiscal Assistance Act Utilized		Total Taxes for Rate Computation	2.84 24,553,830.28
General Administration (other)	559,611.19	Sale of Acquired Property	10,000.00	Special District Taxes	713,060.49
JUDICIARY		Other Miscellaneous Revenues	405,884.19	Bank Stock Taxes	26,036.81
Municipal Courts	64,822.00	Other Revenues, Revenue Sharing Tax Effort	600,559.49	Added and Omitted Taxes	142,348.24
PUBLIC SAFETY		Total	30,679,355.55	Total Taxes Levied - ABSTRACT	25,101,195.82
Fire Protection	1,104,037.58	Prior Years Surplus Appropriated	2,000,000.00	Total Taxes Billed	25,164,110.67
Police Protection	1,764,807.52	REVENUES TOTAL	32,679,355.55	1972 TAXES COLLECTED	23,597,527.56
Civil Defense & Disaster Control	13,754.00	CAPITAL OUTLAY TOTAL	2,202,534.56	1972 Taxes Cancelled, Abated or Adjusted	422,199.76
Environmental Inspection & Control	87,065.76	Public Enterprises	2,450.00	Transfer to Tax Title Liens or Foreclosed	34,854.09
Other Public Safety		Recreation—Culture	122.20	Balance Outstanding Dec. 31, 1972	1,099,529.26
PUBLIC WORKS		Public Works	581,940.59	PRIOR YEARS TAXES OUTSTANDING	
Streets and Drainage	1,127,845.45	Buildings and Grounds	215,608.17	Balance January 1, 1972	449,508.32
Sewers and Sewage Processing	275,804.47	Library and Education	1,403,413.60	Collected in 1972	273,155.49
Garbage and Trash Disposal	112,562.82	Conservation		Cancelled, Abated or Adjusted 1972	11,568.99
Public Buildings and Grounds	441,371.87	All Other		Transfers to Tax Title Liens or Foreclosed	23,201.52
Other Public Works	119,223.25			Balance December 31, 1972	141,581.92
HEALTH and WELFARE		CAPITAL DEBT AUTHORIZED, DECEMBER 31, 1972		TAX TITLE LIENS OUTSTANDING	
Health Services Except Environmental	228,865.76	ISSUED AND UNISSUED		Balance January 1, 1972	37,029.26
Welfare-Public Assistance	7,500.00	School	22,883,000	Transfers From Taxes	60,566.66
Hospitals, Clinics, First Aid	27,400.00	Self-liquidating	755,000	Redeemed in 1972	5,608.97
Animal, Insect, & Rodent Control		Other	9,505,500	Cancelled, Abated or Adjusted (1972)	
Other Welfare Services	11,698.16	Total	33,147,500	Transfers to Foreclosed Property	
RECREATION and CONSERVATION		ISSUED AND OUTSTANDING		Balance December 31, 1972	88,386.95
Beaches and Boardwalks		School	22,883,000.00	PROPERTY ACQUIRED BY DEED OR	
Parks, Playgrounds, Shade Trees		Self-Liquidating	665,000.00	FORECLOSURE	
Land Reclamation & Conservation		Other	7,644,000.00	Balance January 1, 1972	284,262.00
Other Recreational Services	181,072.15	Total	31,196,000.00	Transfers From Taxes or Liens	
EDUCATION (excluding schools)		EQUALIZED VALUATION BASIS		Sale for Cash (1972)	
Libraries	245,867.28	FOR NET DEBT COMPUTATION	740,798,669.67	Cancelled, Abated or Adjusted (1972)	10,000.00
Other Educational Services		REAL PROPERTY VALUATIONS		Balance December 31, 1972	274,262.00
STATUTORY EXPENDITURES		Code Class # of Parcels % VAL'N		CURRENT FINANCES DECEMBER 31, 1972	
Pensions & F. I. C. A.	452,000.00	1 Vacant Land 2208 3.06	12,625,425.00	ASSETS	
Employee Fringe Benefits	135,000.00	2 Residential 14597 54.10	223,551,550.00	Cash Dec. 31, 1972	4,141,778.84
Other Statutory Expenditures		3 Farm 15 .18	745,475.00	Taxes Receivable	1,241,111.18
MUNICIPAL FUNCTIONS		4a Commercial 880 11.10	45,869,675.00	Tax Title Liens	88,386.95
CAPITAL IMPROVEMENTS	*MEMO*	4b Industrial 306 25.04	103,473,569.00	Foreclosed Property	274,262.00
DEBT SERVICE		4c Apartments 84 6.52	26,930,400.00	Emergencies & Other Deferred Charges	393,746.00
Principal Payments	1,255,000.00	Total	413,200,494.00	State Aid Receivable	277,701.26
Interest Payments	1,130,542.75	Land Area 30.65 Sq. Miles		Other Receivables	186,830.11
TYPE I SCHL DEBT *MEMO*	1,800,857.50	Net Valuation Taxable-Municipal	417,398,162.00	Total	6,603,816.34
DEFERRED CHARGES	228,127.41	Net Valuation Taxable-County	852,745,283.00	LIABILITIES, RESERVES, AND SURPLUS	
SCHOOL, COUNTY, SPECIAL DISTRICT TAXES	22,111,856.58	State Equalization Ratio	48.34	Cash Liabilities	1,123,267.50
RESERVE FOR UNCOLLECTED TAXES	1,256,465.53			Reserves for Receivables	1,790,590.24
EMERGENCY EMPLOYMENT ACT OF 1971	164,393.00			Surplus Dec. 31,	3,689,558.60
EXPENDITURES TOTAL	33,559,369.93			Total	6,603,816.34

1971/3000

* ABOVE DEBT SERVICE INCLUDES TYPE I SCHOOL DEBT

-202-

0107

Population 1970 **4,304**
 Population 1972 **4,770**
 S & P Rating
 Moody Rating

General Tax Rate Per \$100. **6.45**
 State Equalized Tax Rate **5.23**

EGG HARBOR CITY — ATLANTIC COUNTY
 Form of Government:
 Special Charter (P.L. 1858 c.152)
 Number of Members on Governing Body 9

PER CAPITA:
 Gross Debt **84.95**
 Net Debt **47.17**
 Debt Service **.02**
 Total Tax Levy **222.10**
 Municipal Expenditures **105.90**

PER CENT:
 Gross Debt **2.41**
 Net Debt **1.34**
 Tax Levy Collected **93.48**
 Tax Levy Cancelled, Abated or Adjusted **.61**

EXPENDITURES		REVENUES-REALIZED		1972 PROPERTY TAX	
GENERAL GOVERNMENT		1972 Property Taxes Collected		STATE EQUALIZED TAX RATE	
Governing Body & Public Boards	4,505.30	1972 Payments in Lieu of Taxes		Local District School Taxes	1.43
Municipal Clerk	6,813.00	Delinquent Tax & Lien Collections		Regional & Consolidated School Tax	1.82
Financial Administration	1,538.00	Business Personalty Replacement Taxes		School Taxes in Municipal Budget	
Assessment of Taxes	14,700.00	Taxes from Public Utilities		County Taxes	.76
Collection of Taxes	10,067.00	Other Miscellaneous Tax Revenues		County Library Taxes	.02
Planning, Housing & Development	800.00	State Aid Revenues		Local Municipal Purpose Taxes	1.03
Human Resources	650.00	Federal Aid Revenues		Veteran & Senior Citizen Taxes	.16
Elections	57,280.90	State and Local Fiscal Assistance Act Utilized		Total Taxes for Rate Computation	5.22
General Administration (other)		Sale of Acquired Property		Special District Taxes	
JUDICIARY	4,650.00	Other Miscellaneous Revenues		Bank Stock Taxes	4,060.35
Municipal Courts	10,600.00	Other Revenues, Revenue Sharing Tax Effort		Added and Omitted Taxes	44,675.72
PUBLIC SAFETY	83,530.00	Total		Total Taxes Levied - ABSTRACT	1,059,401.51
Fire Protection	400.00	Prior Years Surplus Appropriated		Total Taxes Billed	1,059,692.68
Police Protection	4,225.00	REVENUES TOTAL		1972 TAXES COLLECTED	590,634.25
Civil Defense & Disaster Control		CAPITAL OUTLAY TOTAL		1972 Taxes Cancelled, Abated or Adjusted	6,464.06
Environmental Inspection & Control		Public Enterprises		Transfer to Tax Title Liens or Foreclosed	10,682.59
Other Public Safety		Recreation—Culture		Balance Outstanding Dec. 31, 1972	51,911.78
PUBLIC WORKS	86,626.00	Public Works		PRIOR YEARS TAXES OUTSTANDING	
Streets and Drainage	29,100.00	Buildings and Grounds		Balance January 1, 1972	48,425.56
Sewers and Sewage Processing	8,000.00	Library and Education		Collected in 1972	46,264.73
Public Buildings and Grounds	3,000.00	Conservation		Cancelled, Abated or Adjusted 1972	225.08
Other Public Works		All Other		Transfers to Tax Title Liens or Foreclosed	201.16
HEALTH and WELFARE	3,175.00	CAPITAL DEBT AUTHORIZED, DECEMBER 31, 1972		Balance December 31, 1972	1,534.59
Health Services Except Environmental	1,600.00	ISSUED AND UNISSUED GROSS DEBT NET DEBT		TAX TITLE LIENS OUTSTANDING	
Welfare-Public Assistance	2,000.00	School		Balance January 1, 1972	169,023.39
Hospitals, Clinics, First Aid	850.00	Self-liquidating		Transfers From Taxes	10,926.94
Animal, Insect, & Rodent Control		Other		Redeemed in 1972	10,092.69
Other Welfare Services		Total		Cancelled, Abated or Adjusted (1972)	
RECREATION and CONSERVATION	13,826.89	ISSUED AND OUTSTANDING		Transfers to Foreclosed Property	1,194.87
Beaches and Boardwalks	450.00	School		Balance December 31, 1972	168,662.77
Parks, Playgrounds, Shade Trees		Self-Liquidating		PROPERTY ACQUIRED BY DEED OR FORECLOSURE	
Land Reclamation & Conservation		Other		Balance January 1, 1972	89,916.30
Other Recreational Services		Total		Transfers From Taxes or Liens	1,194.87
EDUCATION (excluding schools)	2,175.00	EQUALIZED VALUATION BASIS FOR NET DEBT COMPUTATION		Sale for Cash (1972)	
Libraries		REAL PROPERTY VALUATIONS		Cancelled, Abated or Adjusted (1972)	
Other Educational Services		Code Class # of Parcels % VAL'N		Balance December 31, 1972	91,111.17
STATUTORY EXPENDITURES	18,609.31	ASSESSED VALUATION		CURRENT FINANCES DECEMBER 31, 1972	
Pensions & F. I. C. A.	16,044.70	1 Vacant Land 556 2.43		ASSETS	
Employee Fringe Benefits		2 Residential 1124 65.91		Cash Dec. 31, 1972	352,603.89
Other Statutory Expenditures		3 Farm		Taxes Receivable	53,446.37
MUNICIPAL FUNCTIONS TOTAL	385,216.10	4a Commercial 130 19.60		Tax Title Liens	168,662.77
CAPITAL IMPROVEMENTS *MEMO*	56,000.00	4b Industrial 18 8.68		Foreclosed Property	91,111.17
DEBT SERVICE		4c Apartments 3 3.38		Emergencies & Other Deferred Charges	2,825.00
Principal Payments	100.00	2231 Total		State Aid Receivable	6,000.00
Interest Payments		Land Area 10.89 Sq. Miles		Other Receivables	
DEFERRED CHARGES	20,000.00	Net Valuation Taxable-Municipal		Total	714,649.20
SCHOOL, COUNTY, SPECIAL DISTRICT TAXES	804,721.79	Net Valuation Taxable-County		LIABILITIES, RESERVES, AND SURPLUS	
RESERVE FOR UNCOLLECTED TAXES	82,400.00	State Equalization Ratio		Cash Liabilities	257,664.05
EMERGENCY EMPLOYMENT ACT OF 1971	17,412.10			Reserves for Receivables	313,220.31
EXPENDITURES TOTAL	1,309,849.99			Surplus Dec. 31,	143,764.84
				Total	714,649.20

0108

Population 1970 9,882
 Population 1972 11,780
 S & P Rating
 Moody Rating

General Tax Rate Per \$100.
 3.35
 State Equalized Tax Rate
 2.97

EGG HARBOR TOWNSHIP — ATLANTIC COUNTY
Form of Government:
Township Committee
Number of Members on Governing Body 5

PER CAPITA:
 Gross Debt 198.45
 Net Debt
 Debt Service .04
 Total Tax Levy 248.63
 Municipal Expenditures 148.56
PER CENT:
 Gross Debt 2.97
 Net Debt
 Tax Levy Collected 90.30
 Tax Levy Cancelled, Abated or Adjusted .52

EXPENDITURES		REVENUES-REALIZED		1972 PROPERTY TAX	
GENERAL GOVERNMENT				STATE EQUALIZED TAX RATE	
Governing Body & Public Boards		1972 Property Taxes Collected	2,646,406.57	Local District School Taxes	1.31
Municipal Clerk		1972 Payments in Lieu of Taxes		Regional & Consolidated School Tax	.77
Financial Administration	10,400.00	Delinquent Tax & Lien Collections	200,506.97	School Taxes in Municipal Budget	
Assessment of Taxes	39,000.00	Business Personalty Replacement Taxes	44,035.85	County Taxes	.82
Collection of Taxes	45,600.00	Taxes from Public Utilities	970,236.60	County Library Taxes	.02
Planning, Housing & Development	15,500.00	Other Miscellaneous Tax Revenues		Local Municipal Purpose Taxes	
Human Resources		State Aid Revenues	48,053.71	Veteran & Senior Citizen Taxes	.06
Elections	2,250.00	Federal Aid Revenues	65,118.12	Total Taxes for Rate Computation	2.98
General Administration (other)	74,250.00	State and Local Fiscal Assistance Act Utilized		Special District Taxes	
JUDICIARY		Sale of Acquired Property	44,185.00	Bank Stock Taxes	6,215.23
Municipal Courts	27,000.00	Other Miscellaneous Revenues	106,326.54	Added and Omitted Taxes	138,844.54
PUBLIC SAFETY		Other Revenues, Revenue Sharing Tax Effort	302,583.74	Total Taxes Levied - ABSTRACT	2,528,903.42
Fire Protection	47,000.00	Total	4,427,453.50	Total Taxes Billed	2,530,703.02
Police Protection	134,700.00	Prior Years Surplus Appropriated	525,000.00	1972 TAXES COLLECTED	2,646,406.57
Civil Defense & Disaster Control	3,000.00	REVENUES TOTAL	4,952,453.50	1972 Taxes Cancelled, Abated or Adjusted	15,229.02
Environmental Inspection & Control	21,200.00	CAPITAL OUTLAY TOTAL	44,029.69	Transfer to Tax Title Liens or Foreclosed	64,843.60
Other Public Safety				Balance Outstanding Dec. 31, 1972	204,223.83
PUBLIC WORKS				PRIOR YEARS TAXES OUTSTANDING	
Streets and Drainage	200,400.00	Public Enterprises		Balance January 1, 1972	208,348.86
Sewers and Sewage Processing		Recreation—Culture		Collected in 1972	186,574.44
Garbage and Trash Disposal	49,800.00	Public Works	44,029.69	Cancelled, Abated or Adjusted 1972	657.96
Public Buildings and Grounds	16,000.00	Buildings and Grounds		Transfers to Tax Title Liens or Foreclosed	6,009.32
Other Public Works		Library and Education		Balance December 31, 1972	14,707.14
HEALTH and WELFARE		Conservation		TAX TITLE LIENS OUTSTANDING	
Health Services Except Environmental	3,000.00	All Other		Balance January 1, 1972	101,213.71
Welfare-Public Assistance	4,100.00			Transfers From Taxes	71,715.00
Hospitals, Clinics, First Aid	500.00			Redeemed in 1972	13,532.53
Animal, Insect, & Rodent Control	8,000.00			Cancelled, Abated or Adjusted (1972)	
Other Welfare Services				Transfers to Foreclosed Property	8,387.34
RECREATION and CONSERVATION				Balance December 31, 1972	151,008.84
Beaches and Boardwalks	200.00			PROPERTY ACQUIRED BY DEED OR FORECLOSURE	
Parks, Playgrounds, Shade Trees	14,500.00			Balance January 1, 1972	344,292.33
Land Reclamation & Conservation				Transfers From Taxes or Liens	8,387.34
Other Recreational Services	2,000.00			Sale for Cash (1972)	
EDUCATION (excluding schools)				Cancelled, Abated or Adjusted (1972)	44,825.00
Libraries				Balance December 31, 1972	307,854.67
Other Educational Services	432,327.50			CURRENT FINANCES DECEMBER 31, 1972	
STATUTORY EXPENDITURES				ASSETS	
Pensions & F. I. C. A.	29,100.00			Cash Dec. 31, 1972	1,615,400.86
Employee Fringe Benefits	20,000.00			Taxes Receivable	218,930.57
Other Statutory Expenditures				Tax Title Liens	151,008.84
MUNICIPAL FUNCTIONS				Foreclosed Property	307,854.67
CAPITAL IMPROVEMENTS	212,000.00			Emergencies & Other Deferred Charges	
DEBT SERVICE				State Aid Receivable	27,000.00
Principal Payments				Other Receivables	78,575.56
Interest Payments	500.00			Total	2,402,774.90
DEFERRED CHARGES				LIABILITIES, RESERVES, AND SURPLUS	
SCHOOL, COUNTY, SPECIAL DISTRICT TAXES	2,783,843.65			Cash Liabilities	669,318.54
RESERVE FOR UNCOLLECTED TAXES	446,265.38			Reserves for Receivables	756,374.04
EMERGENCY EMPLOYMENT ACT OF 1971	76,950.00			Surplus Dec. 31,	577,081.92
EXPENDITURES TOTAL	4,533,886.53			Total	2,402,774.90

1971/3000

2004

Population 1970 112,654
 Population 1972 113,750
 S & P Rating
 Moody Rating A

General Tax Rate Per \$100. 5.45
 State Equalized Tax Rate 4.07

ELIZABETH CITY — UNION COUNTY
Form of Government:
Mayor-Council Plan F (OMCL50)
Number of Members on Governing Body 9

PER CAPITA:
 Gross Debt 458.42
 Net Debt 121.28
 Debt Service 21.13
 Total Tax Levy 271.73
 Municipal Expenditures 210.87

PER CENT:
 Gross Debt 7.41
 Net Debt 1.96
 Tax Levy Collected 96.48
 Tax Levy Cancelled, Abated or Adjusted .28

EXPENDITURES		REVENUES-REALIZED		1972 PROPERTY TAX	
GENERAL GOVERNMENT				STATE EQUALIZED TAX RATE 1.96	
Governing Body & Public Boards	127,374.00	1972 Property Taxes Collected	29,858,843.51	Local District School Taxes	14,544,255.85
Municipal Clerk	55,448.00	1972 Payments in Lieu of Taxes	63,242.22	Regional & Consolidated School Tax	
Financial Administration	193,517.00	Delinquent Tax & Lien Collections	507,188.13	School Taxes in Municipal Budget	552,805.50
Assessment of Taxes	53,011.00	Business Personalty Replacement Taxes	2,053,041.75	County Taxes	4,044,282.60
Collection of Taxes	122,535.00	Taxes from Public Utilities	2,857,300.91	County Library Taxes	
Planning, Housing & Development	120,255.00	Other Miscellaneous Tax Revenues	33,254.59	Local Municipal Purpose Taxes	10,820,591.12
Human Resources	40,311.00	State Aid Revenues	2,037,113.01	Veteran & Senior Citizen Taxes	324,420.00
Elections	18,800.00	Federal Aid Revenues	876,681.39	Total Taxes for Rate Computation	31,086,755.07
General Administration (other)	1,172,813.25	State and Local Fiscal Assistance Act Utilized		Special District Taxes	
JUDICIARY		Sale of Acquired Property	13,300.00	Bank Stock Taxes	73,308.99
Municipal Courts	173,257.00	Other Miscellaneous Revenues	1,097,837.13	Added and Omitted Taxes	73,406.05
PUBLIC SAFETY		Other Revenues, Revenue Sharing Tax Effort	413,289.51	Total Taxes Levied - ABSTRACT	30,909,054.11
Fire Protection	3,687,487.00	Total	35,811,132.15	Total Taxes Billed	20,947,232.34
Police Protection	4,258,566.00	Prior Years Surplus Appropriated	2,572,284.60	1972 TAXES COLLECTED	25,858,843.51
Civil Defense & Disaster Control	18,684.00	REVENUES TOTAL	42,383,416.79	1972 Taxes Cancelled, Abated or Adjusted	86,785.82
Environmental Inspection & Control	248,627.00			Transfer to Tax Title Liens or Foreclosed	116,416.40
Other Public Safety				Balance Outstanding Dec. 31, 1972	885,286.61
PUBLIC WORKS		CAPITAL OUTLAY	TOTAL		
Streets and Drainage	2,138,562.00	Public Enterprises		PRIOR YEARS TAXES OUTSTANDING	
Sewers and Sewage Processing		Recreation—Culture		Balance January 1, 1972	2,273,087.91
Garbage and Trash Disposal	1,125,067.00	Public Works	559,916.62	Collected in 1972	473,075.74
Public Buildings and Grounds	718,661.71	Buildings and Grounds	88,875.00	Cancelled, Abated or Adjusted 1972	9,521.95
Other Public Works	78,500.00	Library and Education	2,113,845.16	Transfers to Tax Title Liens or Foreclosed	32,547.27
HEALTH and WELFARE		Conservation		Balance December 31, 1972	1,757,542.95
Health Services Except Environmental	612,466.82	All Other		TAX TITLE LIENS OUTSTANDING	
Welfare-Public Assistance	471,353.00			Balance January 1, 1972	325,343.76
Hospitals, Clinics, First Aid		CAPITAL DEBT AUTHORIZED, DECEMBER 31, 1972		Transfers From Taxes	153,447.25
Animal, Insect, & Rodent Control		ISSUED AND UNISSUED	GROSS DEBT	Redeemed in 1972	34,112.39
Other Welfare Services		School	36,907,800	Cancelled, Abated or Adjusted (1972)	661.88
RECREATION and CONSERVATION		Self-liquidating		Transfers to Foreclosed Property	
Beaches and Boardwalks		Other	15,237,145	Balance December 31, 1972	444,016.78
Parks, Playgrounds, Shade Trees	155,598.00	Total	52,144,945	PROPERTY ACQUIRED BY DEED OR FORECLOSURE	
Land Reclamation & Conservation				Balance January 1, 1972	130,409.40
Other Recreational Services	226,473.00	ISSUED AND OUTSTANDING		Transfers From Taxes or Liens	
EDUCATION (excluding schools)		School	16,527,000.00	Sale for Cash (1972)	13,300.00
Libraries	726,075.00	Self-Liquidating		Cancelled, Abated or Adjusted (1972)	
Other Educational Services		Other	14,241,000.00	Balance December 31, 1972	117,109.40
STATUTORY EXPENDITURES		Total	31,168,000.00	CURRENT FINANCES DECEMBER 31, 1972	
Pensions & F. I. C. A.	1,904,250.00	EQUALIZED VALUATION BASIS		ASSETS	
Employee Fringe Benefits	465,200.00	FOR NET DEBT COMPUTATION	703,848,535.67	Cash Dec. 31, 1972	6,765,422.54
Other Statutory Expenditures		REAL PROPERTY VALUATIONS		Taxes Receivable	2,642,825.56
MUNICIPAL FUNCTIONS		Code Class # of Parcels % VAL'N	ASSESSED VALUATION	Tax Title Liens	444,016.78
CAPITAL IMPROVEMENTS *MEMO*	150,000.00	1 Vacant Land 762 2.28	12,720,000.00	Foreclosed Property	117,109.40
DEBT SERVICE		2 Residential 13696 42.42	236,448,400.00	Emergencies & Other Deferred Charges	174,425.82
Principal Payments	1,365,000.00	3 Farm		State Aid Receivable	116,203.91
Interest Payments	1,038,050.00	4a Commercial - 2211 21.90	122,075,300.00	Other Receivables	3,042.68
TYPE I SCHL DEBT *MEMO	1,219,350.00	4b Industrial- 218 15.60	86,947,700.00	Total	10,269,050.69
DEFERRED CHARGES	340,258.60	4c Apartments 465 17.80	99,192,200.00	LIABILITIES, RESERVES, AND SURPLUS	
SCHOOL, COUNTY, SPECIAL DISTRICT TAXES	19,541,347.95	17352 Total	557,383,600.00	Cash Liabilities	5,885,776.50
RESERVE FOR UNCOLLECTED TAXES	1,224,410.53	Land Area 11.69 Sq. Miles		Reserves for Receivables	2,206,598.42
EMERGENCY EMPLOYMENT ACT OF 1971	524,711.46			Surplus Dec. 31,	1,176,275.77
EXPENDITURES TOTAL	43,927,510.76	Net Valuation Taxable-Municipal	570,898,400.00	Total	10,265,050.69
		Net Valuation Taxable-County	761,077,310.00		
		State Equalization Ratio	74.70		

1971/3000

* ABOVE DEBT SERVICE INCLUDES TYPE I SCHOOL DEBT

0804

Population 1970 2,707
 Population 1972 2,815
 S & P Rating
 Moody Rating

General Tax Rate Per \$100. 3.93
 State Equalized Tax Rate 3.11

ELK TOWNSHIP — GLOUCESTER COUNTY
 Form of Government:
 Township Committee
 Number of Members on Governing Body 3

PER CAPITA:

Gross Debt 92.03
 Net Debt 9.59
 Debt Service
 Total Tax Levy 196.47
 Municipal Expenditures 67.34

PER CENT:

Gross Debt 1.75
 Net Debt .18
 Tax Levy Collected 87.77
 Tax Levy Cancelled, Abated or Adjusted .58

EXPENDITURES		REVENUES-REALIZED		1972 PROPERTY TAX	
GENERAL GOVERNMENT		1972 Property Taxes Collected		STATE EQUALIZED TAX RATE	
Governing Body & Public Boards			486,751.97	Local District School Taxes	175,593.50
Municipal Clerk	3,750.00	1972 Payments in Lieu of Taxes		Regional & Consolidated School Tax	263,041.75
Financial Administration	3,200.00	Delinquent Tax & Lien Collections	35,817.25	School Taxes in Municipal Budget	
Assessment of Taxes	5,600.00	Business Personalty Replacement Taxes	6,587.16	County Taxes	55,546.50
Collection of Taxes	1,780.00	Taxes from Public Utilities	51,520.05	County Library Taxes	
Planning, Housing & Development		Other Miscellaneous Tax Revenues		Local Municipal Purpose Taxes	
Human Resources	1,425.00	State Aid Revenues	16,783.69	Veteran & Senior Citizen Taxes	18,610.00
Elections	15,300.00	Federal Aid Revenues	516.24	Total Taxes for Rate Computation	553,191.75
General Administration (other)		State and Local Fiscal Assistance Act Utilized		Special District Taxes	
JUDICIARY	3,370.00	Sale of Acquired Property	17,620.00	Bank Stock Taxes	397.09
Municipal Courts		Other Miscellaneous Revenues	15,648.84	Added and Omitted Taxes	18,070.78
PUBLIC SAFETY		Other Revenues, Revenue Sharing Tax Effort	22,249.35	Total Taxes Levied - ABSTRACT	553,049.62
Fire Protection	3,600.00	Total	657,854.59	Total Taxes Billed	554,594.97
Police Protection	14,200.00	Prior Years Surplus Appropriated	86,443.13	1972 TAXES COLLECTED	486,751.97
Civil Defense & Disaster Control	200.00	REVENUES TOTAL	744,337.72	1972 Taxes Cancelled, Abated or Adjusted	3,212.13
Environmental Inspection & Control	1,300.00	CAPITAL OUTLAY TOTAL	14,760.85	Transfer to Tax Title Liens or Foreclosed	6,353.06
Other Public Safety		Public Enterprises		Balance Outstanding Dec. 31, 1972	58,277.81
PUBLIC WORKS	35,450.00	Recreation—Culture		PRIOR YEARS TAXES OUTSTANDING	
Streets and Drainage		Public Works	14,760.85	Balance January 1, 1972	40,787.95
Sewers and Sewage Processing	5,550.00	Buildings and Grounds		Collected in 1972	37,188.67
Garbage and Trash Disposal	2,000.00	Library and Education		Cancelled, Abated or Adjusted 1972	
Public Buildings and Grounds		Conservation		Transfers to Tax Title Liens or Foreclosed	2,663.55
Other Public Works		All Other		Balance December 31, 1972	935.73
HEALTH and WELFARE	450.00	CAPITAL DEBT AUTHORIZED, DECEMBER 31, 1972		TAX TITLE LIENS OUTSTANDING	
Health Services Except Environmental	1,800.00	ISSUED AND UNISSUED GROSS DEBT NET DEBT		Balance January 1, 1972	18,082.34
Welfare-Public Assistance	1,200.00	School 232,065		Transfers From Taxes	9,247.03
Hospitals, Clinics, First Aid	500.00	Self-liquidating 27,000	27,000	Redeemed in 1972	2,628.58
Animal, Insect, & Rodent Control		Other 259,065	27,000	Cancelled, Abated or Adjusted (1972)	
Other Welfare Services		Total	27,000	Transfers to Foreclosed Property	8,141.55
RECREATION and CONSERVATION		ISSUED AND OUTSTANDING		Balance December 31, 1972	16,559.24
Beaches and Boardwalks		School 188,717.61		PROPERTY ACQUIRED BY DEED OR FORECLOSURE	
Parks, Playgrounds, Shade Trees		Self-Liquidating 27,000.00		Balance January 1, 1972	128,202.45
Land Reclamation & Conservation		Other 215,717.61		Transfers From Taxes or Liens	8,141.55
Other Recreational Services		EQUALIZED VALUATION BASIS		Sale for Cash (1972)	17,620.00
EDUCATION (excluding schools)		FOR NET DEBT COMPUTATION	14,771,487.00	Cancelled, Abated or Adjusted (1972)	
Libraries		REAL PROPERTY VALUATIONS		Balance December 31, 1972	118,724.00
Other Educational Services	25,000.00	Code Class # of Parcels % VAL'N ASSESSED VALUATION		CURRENT FINANCES DECEMBER 31, 1972	
STATUTORY EXPENDITURES		1 Vacant Land 435 5.27 709,075.00		ASSETS	
Pensions & F. I. C. A.	1,100.00	2 Residential 745 57.34 7,713,100.00		Cash Dec. 31, 1972	214,925.16
Employee Fringe Benefits		3 Farm 354 34.38 4,625,520.00		Taxes Receivable	59,213.54
Other Statutory Expenditures		4a Commercial 17 3.01 464,700.00		Tax Title Liens	16,559.24
MUNICIPAL FUNCTIONS	127,175.00	4b Industrial		Foreclosed Property	118,724.00
CAPITAL IMPROVEMENTS	20,000.00	4c Apartments		Emergencies & Other Deferred Charges	
DEBT SERVICE		1551 Total 13,452,395.00		State Aid Receivable	5,014.26
Principal Payments		Land Area 19.60 Sq. Miles		Other Receivables	212.62
Interest Payments		Net Valuation Taxable-Municipal	14,093,329.00	Total	414,648.82
DEFERRED CHARGES	5,213.08	Net Valuation Taxable-County	15,460,569.00	LIABILITIES, RESERVES, AND SURPLUS	
SCHOOL, COUNTY, SPECIAL DISTRICT TAXES	534,581.75	State Equalization Ratio	79.26	Cash Liabilities	41,739.48
RESERVE FOR UNCOLLECTED TAXES	56,650.00			Reserves for Receivables	154,709.40
EMERGENCY EMPLOYMENT ACT OF 1971	516.24			Surplus Dec. 31,	178,199.54
EXPENDITURES TOTAL	724,136.07			Total	414,648.82

1702

Population 1970 1,592
 Population 1972 1,640
 S & P Rating
 Moody Rating

General Tax Rate Per \$100. 4.48
 State Equalized Tax Rate 3.69

ELMER BOROUGH - SALEM COUNTY
 Form of Government:
 Borough Council
 Number of Members on Governing Body 6

PER CAPITA: 100.00
 Gross Debt
 Net Debt
 Debt Service .06
 Total Tax Levy 165.72
 Municipal Expenditures 78.74
 PER CENT: 2.50
 Gross Debt
 Net Debt
 Tax Levy Collected 97.92
 Tax Levy Cancelled, Abated or Adjusted .73

EXPENDITURES		REVENUES-REALIZED		1972 PROPERTY TAX	
GENERAL GOVERNMENT				STATE EQUALIZED TAX RATE 1.88	
Governing Body & Public Boards		1972 Property Taxes Collected	267,116.49	Local District School Taxes	136,825.25
Municipal Clerk		1972 Payments in Lieu of Taxes		Regional & Consolidated School Tax	
Financial Administration	2,500.00	Delinquent Tax & Lien Collections	9,387.83	School Taxes in Municipal Budget	
Assessment of Taxes	4,500.00	Business Personalty Replacement Taxes	13,048.71	County Taxes	66,588.00
Collection of Taxes	1,500.00	Taxes from Public Utilities	20,037.40	County Library Taxes	
Planning, Housing & Development	500.00	Other Miscellaneous Tax Revenues		Local Municipal Purpose Taxes	54,468.86
Human Resources		State Aid Revenues	11,569.28	Veteran & Senior Citizen Taxes	10,700.00
Elections	750.00	Federal Aid Revenues		Total Taxes for Rate Computation	268,582.11
General Administration (other)	13,700.00	State and Local Fiscal Assistance Act Utilized		Special District Taxes	
JUDICIARY		Sale of Acquired Property		Bank Stock Taxes	7,531.14
Municipal Courts	1,300.00	Other Miscellaneous Revenues	3,049.00	Added and Omitted Taxes	6,372.56
PUBLIC SAFETY		Other Revenues, Revenue Sharing Tax Effort	1,393.97	Total Taxes Levied - ABSTRACT	271,785.81
Fire Protection	9,930.00	Total	325,602.68	Total Taxes Billed	272,792.60
Police Protection	24,750.00	Prior Years Surplus Appropriated	31,230.55	1972 TAXES COLLECTED	267,116.49
Civil Defense & Disaster Control	250.00	REVENUES TOTAL	356,833.23	1972 Taxes Cancelled, Abated or Adjusted	1,588.02
Environmental Inspection & Control				Transfer to Tax Title Liens or Foreclosed	
Other Public Safety				Balance Outstanding Dec. 31, 1972	3,688.09
PUBLIC WORKS		CAPITAL OUTLAY TOTAL		PRIOR YEARS TAXES OUTSTANDING	
Streets and Drainage	22,563.00	Public Enterprises		Balance January 1, 1972	4,296.92
Sewers and Sewage Processing	700.00	Recreation—Culture		Collected in 1972	4,158.73
Garbage and Trash Disposal	13,938.00	Public Works		Cancelled, Abated or Adjusted 1972	12.44
Public Buildings and Grounds	10,100.00	Buildings and Grounds		Transfers to Tax Title Liens or Foreclosed	
Other Public Works		Library and Education		Balance December 31, 1972	125.75
HEALTH and WELFARE		Conservation		TAX TITLE LIENS OUTSTANDING	
Health Services Except Environmental	600.00	All Other		Balance January 1, 1972	5,229.10
Welfare-Public Assistance	675.00			Transfers From Taxes	
Hospitals, Clinics, First Aid	700.00	CAPITAL DEBT AUTHORIZED, DECEMBER 31, 1972		Redeemed in 1972	5,229.10
Animal, Insect, & Rodent Control	400.00	ISSUED AND UNISSUED		Cancelled, Abated or Adjusted (1972)	
Other Welfare Services		School	135,000	Transfers to Foreclosed Property	
		Self-liquidating	29,000	Balance December 31, 1972	
		Other		PROPERTY ACQUIRED BY DEED OR FORECLOSURE	
		Total	164,000	Balance January 1, 1972	
RECREATION and CONSERVATION				Transfers From Taxes or Liens	
Beaches and Boardwalks		ISSUED AND OUTSTANDING		Sale for Cash (1972)	
Parks, Playgrounds, Shade Trees	2,600.00	School	135,000.00	Cancelled, Abated or Adjusted (1972)	
Land Reclamation & Conservation		Self-Liquidating	29,000.00	Balance December 31, 1972	
Other Recreational Services	500.00	Other			
EDUCATION (excluding schools)		Total	164,000.00		
Libraries	575.00	EQUALIZED VALUATION BASIS			
Other Educational Services		FOR NET DEBT COMPUTATION	6,556,663.33		
STATUTORY EXPENDITURES		REAL PROPERTY VALUATIONS		CURRENT FINANCES DECEMBER 31, 1972	
Pensions & F. I. C. A.	1,610.00	Code Class # of Parcels % VAL'N		ASSETS	
Employee Fringe Benefits		1 Vacant Land 41 .98	56,300.00	Cash Dec. 31, 1972	130,035.53
Other Statutory Expenditures		2 Residential 462 73.94	4,237,300.00	Taxes Receivable	3,813.84
MUNICIPAL FUNCTIONS		3 Farm 3 .34	15,400.00	Tax Title Liens	
CAPITAL IMPROVEMENTS	38,400.00	4a Commercial 58 24.74	1,418,100.00	Foreclosed Property	
DEBT SERVICE		4b Industrial		Emergencies & Other Deferred Charges	2,938.00
Principal Payments		4c Apartments		State Aid Receivable	4,206.61
Interest Payments	100.00	564 Total	5,731,100.00	Other Receivables	521.56
DEFERRED CHARGES		Land Area .80 Sq. Miles		Total	141,515.54
SCHOOL, COUNTY, SPECIAL DISTRICT TAXES	203,413.25			LIABILITIES, RESERVES, AND SURPLUS	
RESERVE FOR UNCOLLECTED TAXES	13,195.00	Net Valuation Taxable-Municipal	6,003,093.00	Cash Liabilities	36,461.21
EMERGENCY EMPLOYMENT ACT OF 1971		Net Valuation Taxable-County	7,355,604.00	Reserves for Receivables	4,335.40
EXPENDITURES TOTAL	332,549.25	State Equalization Ratio	82.47	Surplus Dec. 31,	100,718.93
				Total	141,515.54

1703

Population 1970 1,204
 Population 1972 1,220
 S & P Rating
 Moody Rating

General Tax Rate Per \$100. 4.55
 State Equalized Tax Rate 3.60

ELSINBORO TOWNSHIP — SALEM COUNTY

Form of Government:
 Township Committee
 Number of Members on Governing Body 3

PER CAPITA:
 Gross Debt 93.44
 Net Debt
 Debt Service
 Total Tax Levy 195.22
 Municipal Expenditures 65.47

PER CENT:
 Gross Debt 1.93
 Net Debt
 Tax Levy Collected 89.95
 Tax Levy Cancelled, Abated or Adjusted

EXPENDITURES		REVENUES-REALIZED		1972 PROPERTY TAX	
GENERAL GOVERNMENT				STATE EQUALIZED TAX RATE — 3.60	
Governing Body & Public Boards		1972 Property Taxes Collected	214,725.75	Local District School Taxes	177,439.00
Municipal Clerk		1972 Payments in Lieu of Taxes		Regional & Consolidated School Tax	
Financial Administration	3,600.00	Delinquent Tax & Lien Collections	23,074.99	School Taxes in Municipal Budget	
Assessment of Taxes	2,300.00	Business Personalty Replacement Taxes	4,242.22	County Taxes	54,356.68
Collection of Taxes	2,500.00	Taxes from Public Utilities	13,130.63	County Library Taxes	
Planning, Housing & Development	250.00	Other Miscellaneous Tax Revenues		Local Municipal Purpose Taxes	5,527.93
Human Resources		State Aid Revenues	9,046.29	Veteran & Senior Citizen Taxes	5,420.00
Elections		Federal Aid Revenues		Total Taxes for Rate Computation	246,743.61
General Administration (other)	10,750.00	State and Local Fiscal Assistance Act Utilized		Special District Taxes	
JUDICIARY		Sale of Acquired Property		Bank Stock Taxes	
Municipal Courts	1,500.00	Other Miscellaneous Revenues	6,147.42	Added and Omitted Taxes	841.64
PUBLIC SAFETY		Other Revenues, Revenue Sharing Tax Effort	1,500.00	Total Taxes Levied - ABSTRACT	238,165.25
Fire Protection	3,800.00		271,867.30	Total Taxes Billed	238,722.40
Police Protection	4,100.00	Prior Years Surplus Appropriated	24,998.00	1972 TAXES COLLECTED	214,725.75
Civil Defense & Disaster Control	500.00	REVENUES TOTAL	296,865.30	1972 Taxes Cancelled, Abated or Adjusted	
Environmental Inspection & Control	300.00			Transfer to Tax Title Liens or Foreclosed	
Other Public Safety		CAPITAL OUTLAY TOTAL		Balance Outstanding Dec. 31, 1972	23,596.65
PUBLIC WORKS				PRIOR YEARS TAXES OUTSTANDING	
Streets and Drainage	12,386.00	Public Enterprises		Balance January 1, 1972	22,967.39
Sewers and Sewage Processing		Recreation—Culture		Collected in 1972	22,775.38
Garbage and Trash Disposal	7,300.00	Public Works		Cancelled, Abated or Adjusted 1972	
Public Buildings and Grounds		Buildings and Grounds		Transfers to Tax Title Liens or Foreclosed	
Other Public Works		Library and Education		Balance December 31, 1972	192.01
HEALTH and WELFARE		Conservation		TAX TITLE LIENS OUTSTANDING	
Health Services Except Environmental	425.00	All Other		Balance January 1, 1972	3,412.50
Welfare-Public Assistance	300.00	CAPITAL DEBT AUTHORIZED, DECEMBER 31, 1972		Transfers From Taxes	
Hospitals, Clinics, First Aid	200.00	ISSUED AND UNISSUED GROSS DEBT NET DEBT		Redeemed in 1972	299.61
Animal, Insect, & Rodent Control		School 114,000		Cancelled, Abated or Adjusted (1972)	
Other Welfare Services		Self-liquidating		Transfers to Foreclosed Property	
RECREATION and CONSERVATION		Other		Balance December 31, 1972	3,112.89
Beaches and Boardwalks		Total 114,000		PROPERTY ACQUIRED BY DEED OR	
Parks, Playgrounds, Shade Trees				FORECLOSURE	
Land Reclamation & Conservation		ISSUED AND OUTSTANDING		Balance January 1, 1972	
Other Recreational Services		School 114,000.00		Transfers From Taxes or Liens	
EDUCATION (excluding schools)		Self-Liquidating		Sale for Cash (1972)	
Libraries		Other		Cancelled, Abated or Adjusted (1972)	
Other Educational Services		Total 114,000.00		Balance December 31, 1972	
STATUTORY EXPENDITURES		EQUALIZED VALUATION BASIS		CURRENT FINANCES DECEMBER 31, 1972	
Pensions & F. I. C. A.	700.00	FOR NET DEBT COMPUTATION	5,895,127.67	ASSETS	
Employee Fringe Benefits		REAL PROPERTY VALUATIONS		Cash Dec. 31, 1972	73,552.04
Other Statutory Expenditures		Code Class # of Parcels % VAL'N ASSESSED VALUATION		Taxes Receivable	24,188.66
MUNICIPAL FUNCTIONS TOTAL	51,311.00	1 Vacant Land 206 5.35 283,470.00		Tax Title Liens	3,112.89
CAPITAL IMPROVEMENTS *MEMO*	5,500.00	2 Residential 480 72.37 3,837,750.00		Foreclosed Property	
DEBT SERVICE		3 Farm 84 18.43 577,100.00		Emergencies & Other Deferred Charges	2,019.82
Principal Payments		4a Commercial 6 3.86 204,500.00		State Aid Receivable	3,249.51
Interest Payments		4b Industrial		Other Receivables	683.12
		4c Apartments		Total	106,806.04
DEFERRED CHARGES		776 Total	5,303,220.00	LIABILITIES, RESERVES, AND SURPLUS	
SCHOOL, COUNTY, SPECIAL DISTRICT TAXES	231,795.68	Land Area 13.00 Sq. Miles		Cash Liabilities	16,181.21
RESERVE FOR UNCOLLECTED TAXES	28,563.35			Reserves for Receivables	27,584.67
EMERGENCY EMPLOYMENT ACT OF 1971		Net Valuation Taxable-Municipal	5,433,266.00	Surplus Dec. 31,	62,640.16
EXPENDITURES TOTAL	311,670.03	Net Valuation Taxable-County	5,989,782.00	Total	106,806.04
		State Equalization Ratio	79.33		

0214

Population 1970 8,428
 Population 1972 8,535
 S & P Rating BBB
 Moody Rating A

General Tax Rate Per \$100. 5.35
 State Equalized Tax Rate 3.41

EMERSON BOROUGH — BERGEN COUNTY
 Form of Government:
 Borough Council
 Number of Members on Governing Body 6

PER CAPITA:
 Gross Debt 401.80
 Net Debt 153.65
 Debt Service 3.96
 Total Tax Levy 366.98
 Municipal Expenditures 113.63

PER CENT:
 Gross Debt 3.94
 Net Debt 1.50
 Tax Levy Collected 96.38
 Tax Levy Cancelled, Abated or Adjusted .11

EXPENDITURES		REVENUES-REALIZED		1972 PROPERTY TAX	
GENERAL GOVERNMENT		1972 Property Taxes Collected		STATE EQUALIZED TAX RATE $\frac{3.41}{2.46}$	
Governing Body & Public Boards		1972 Payments in Lieu of Taxes	3,019,632.00	Local District School Taxes	2,285,606.00
Municipal Clerk	8,275.93	Delinquent Tax & Lien Collections	8,237.81	Regional & Consolidated School Tax	
Financial Administration	5,340.00	Business Personalty Replacement Taxes	76,571.34	School Taxes in Municipal Budget	
Assessment of Taxes	12,660.00	Taxes from Public Utilities	32,333.50	County Taxes	.37 335,805.74
Collection of Taxes	5,515.00	Other Miscellaneous Tax Revenues	136,361.87	County Library Taxes	
Planning, Housing & Development		State Aid Revenues	101,857.70	Local Municipal Purpose Taxes	.53 493,549.35
Human Resources	1,655.00	Federal Aid Revenues		Veteran & Senior Citizen Taxes	.06 53,550.00
Elections	102,154.00	State and Local Fiscal Assistance Act Utilized		Total Taxes for Rate Computation	3.42 3,172,511.09
General Administration (other)		Sale of Acquired Property		Special District Taxes	
JUDICIARY		Other Miscellaneous Revenues	106,446.00	Bank Stock Taxes	1,527.20
Municipal Courts	5,620.00	Other Revenues, Revenue Sharing Tax Effort	21,458.37	Added and Omitted Taxes	11,694.22
PUBLIC SAFETY		Total	3,502,858.59	Total Taxes Levied - ABSTRACT	3,132,182.51
Fire Protection	40,225.00	Prior Years Surplus Appropriated	115,000.00	Total Taxes Billed	3,019,632.00
Police Protection	267,780.00	REVENUES TOTAL	3,617,858.59	1972 TAXES COLLECTED	
Civil Defense & Disaster Control	3,500.00			1972 Taxes Cancelled, Abated or Adjusted	3,531.50
Environmental Inspection & Control	7,590.00			Transfer to Tax Title Liens or Foreclosed	18,355.85
Other Public Safety				Balance Outstanding Dec. 31, 1972	91,551.00
PUBLIC WORKS					
Streets and Drainage	131,420.00	CAPITAL OUTLAY TOTAL	160,889.77	PRIOR YEARS TAXES OUTSTANDING	
Sewers and Sewage Processing	150.00			Balance January 1, 1972	99,178.81
Garbage and Trash Disposal	88,190.00	Public Enterprises	810.85	Collected in 1972	12,176.35
Public Buildings and Grounds	27,318.60	Recreation—Culture	4,796.47	Cancelled, Abated or Adjusted 1972	6,684.86
Other Public Works	11,517.00	Public Works	77,817.73	Transfers to Tax Title Liens or Foreclosed	5,362.34
HEALTH and WELFARE		Buildings and Grounds	1,981.21	Balance December 31, 1972	14,555.26
Health Services Except Environmental	12,795.00	Library and Education	75,483.51	TAX TITLE LIENS OUTSTANDING	
Welfare-Public Assistance	575.00	Conservation		Balance January 1, 1972	3,493.09
Hospitals, Clinics, First Aid	600.00	All Other		Transfers From Taxes	24,380.79
Animal, Insect, & Rodent Control				Redeemed in 1972	4,394.59
Other Welfare Services				Cancelled, Abated or Adjusted (1972)	36.85
RECREATION and CONSERVATION				Transfers to Foreclosed Property	
Beaches and Boardwalks				Balance December 31, 1972	23,442.04
Parks, Playgrounds, Shade Trees				PROPERTY ACQUIRED BY DEED OR	
Land Reclamation & Conservation				FORECLOSURE	
Other Recreational Services				Balance January 1, 1972	3,675.00
EDUCATION (excluding schools)				Transfers From Taxes or Liens	
Libraries	27,300.00			Sale for Cash (1972)	
Other Educational Services				Cancelled, Abated or Adjusted (1972)	
STATUTORY EXPENDITURES				Balance December 31, 1972	3,675.00
Pensions & F. I. C. A.	46,252.70			CURRENT FINANCES DECEMBER 31, 1972	
Employee Fringe Benefits				ASSETS	
Other Statutory Expenditures				Cash Dec. 31, 1972	1,359,394.19
MUNICIPAL FUNCTIONS TOTAL	823,673.23			Taxes Receivable	106,506.26
CAPITAL IMPROVEMENTS *MEMO*	15,817.00			Tax Title Liens	23,442.04
DEBT SERVICE				Foreclosed Property	3,675.00
Principal Payments	30,000.00			Emergencies & Other Deferred Charges	285.78
Interest Payments	3,794.00			State Aid Receivable	25,007.96
DEFERRED CHARGES	3,202.43			Other Receivables	4,612.92
SCHOOL, COUNTY, SPECIAL DISTRICT TAXES	2,625,411.74			Total	1,522,924.15
RESERVE FOR UNCOLLECTED TAXES	109,160.83			LIABILITIES, RESERVES, AND SURPLUS	
EMERGENCY EMPLOYMENT ACT OF 1971				Cash Liabilities	1,252,465.59
EXPENDITURES TOTAL	3,555,242.23			Reserves for Receivables	138,236.22
				Surplus Dec. 31,	132,221.94
				Total	1,522,924.15

0215

Population 1970 24,985
 Population 1972 25,600
 S & P Rating AA
 Moody Rating A

General Tax Rate Per \$100. 5.55
 State Equalized Tax Rate 3.83

ENGLEWOOD CITY — BERGEN COUNTY

Form of Government:

City Charter Act (P.L. 1899 c.52)

Number of Members on Governing Body 5

PER CAPITA:

Gross Debt 479.53
 Net Debt 227.79
 Debt Service 32.93
 Total Tax Levy 520.19
 Municipal Expenditures 323.26

PER CENT:

Gross Debt 3.89
 Net Debt 1.85
 Tax Levy Collected 96.48
 Tax Levy Cancelled, Abated or Adjusted .22

EXPENDITURES		REVENUES-REALIZED		1972 PROPERTY TAX	
GENERAL GOVERNMENT		1972 Property Taxes Collected		STATE EQUALIZED TAX RATE 1.81	
Governing Body & Public Boards	115,619.00	12,896,730.93		Local District School Taxes	
Municipal Clerk	74,677.56	12,144.35		Regional & Consolidated School Tax	
Financial Administration	54,210.00	428,996.84		School Taxes in Municipal Budget .16	
Assessment of Taxes	51,657.00	391,927.06		County Taxes .36	
Collection of Taxes	40,118.00	613,486.62		County Library Taxes	
Planning, Housing & Development	57,718.00	106,266.65		Local Municipal Purpose Taxes 1.47	
Human Resources	73,040.00	101,944.44		Veteran & Senior Citizen Taxes .03	
Elections		3,250.00		Total Taxes for Rate Computation 3.83	
General Administration (other)	218,733.00	288,680.57		Special District Taxes	
JUDICIARY		138,322.37		Bank Stock Taxes	
Municipal Courts	63,244.00	14,581,749.83		Added and Omitted Taxes	
PUBLIC SAFETY		550,500.00		Total Taxes Levied - ABSTRACT	
Fire Protection	926,061.00	15,532,249.83		Total Taxes Billed	
Police Protection	1,471,199.00	CAPITAL OUTLAY TOTAL 714,382.33		1972 TAXES COLLECTED	
Civil Defense & Disaster Control	5,100.00	Public Enterprises		1972 Taxes Cancelled, Abated or Adjusted	
Environmental Inspection & Control	137,835.00	Recreation—Culture		Transfer to Tax Title Liens or Foreclosed	
Other Public Safety		Public Works		Balance Outstanding Dec. 31, 1972	
PUBLIC WORKS		Buildings and Grounds		PRIOR YEARS TAXES OUTSTANDING	
Streets and Drainage	722,463.00	Library and Education		Balance January 1, 1972	
Sewers and Sewage Processing		Conservation		Collected in 1972	
Garbage and Trash Disposal	650,767.00	All Other		Cancelled, Abated or Adjusted 1972	
Public Buildings and Grounds	252,766.00	CAPITAL DEBT AUTHORIZED, DECEMBER 31, 1972		Transfers to Tax Title Liens or Foreclosed	
Other Public Works	64,450.00	ISSUED AND UNISSUED GROSS DEBT NET DEBT		Balance December 31, 1972	
HEALTH and WELFARE		School 6,434,400		TAX TITLE LIENS OUTSTANDING	
Health Services Except Environmental	157,502.55	Self-Liquidating 5,841,457		Balance January 1, 1972	
Welfare-Public Assistance	30,771.00	Other 5,831,457		Transfers From Taxes	
Hospitals, Clinics, First Aid		Total 12,275,857		Redeemed in 1972	
Animal, Insect, & Rodent Control	28,315.00	ISSUED AND OUTSTANDING		Cancelled, Abated or Adjusted (1972)	
Other Welfare Services		School 5,794,700.00		Transfers to Foreclosed Property	
RECREATION and CONSERVATION		Self-Liquidating 2,745,574.88		Balance December 31, 1972	
Beaches and Boardwalks		Other 8,540,274.88		PROPERTY ACQUIRED BY DEED OR	
Parks, Playgrounds, Shade Trees	175,271.00	EQUALIZED VALUATION BASIS		FORECLOSURE	
Land Reclamation & Conservation	3,870.00	FOR NET DEBT COMPUTATION		Balance January 1, 1972	
Other Recreational Services	157,354.00	REAL PROPERTY VALUATIONS		Transfers From Taxes or Liens	
EDUCATION (excluding schools)		Code Class # of Parcels % VAL'N		Sale for Cash (1972)	
Libraries		ASSESSED VALUATION		Cancelled, Abated or Adjusted (1972)	
Other Educational Services	271,303.00	1 Vacant Land 538 2.16		Balance December 31, 1972	
STATUTORY EXPENDITURES		2 Residential 4927 61.73		CURRENT FINANCES DECEMBER 31, 1972	
Pensions & F. I. C. A.	535,099.00	3 Farm 13.58		ASSETS	
Employee Fringe Benefits	147,023.00	4a Commercial 382 13.58		Cash Dec. 31, 1972	
Other Statutory Expenditures		4b Industrial 152 13.47		Taxes Receivable	
MUNICIPAL FUNCTIONS TOTAL	6,534,566.11	4c Apartments 71 8.66		Tax Title Liens	
CAPITAL IMPROVEMENTS *MEMO*	122,500.00	6070 Total		Foreclosed Property	
DEBT SERVICE		Land Area 4.90 Sq. Miles		Emergencies & Other Deferred Charges	
Principal Payments	499,823.48	Net Valuation Taxable-Municipal		State Aid Receivable	
Interest Payments	343,188.75	238,321,671.00		Other Receivables	
TYPE I SCHL DEBT *MEMO*	565,032.50	Net Valuation Taxable-County		Total	
DEFERRED CHARGES	54,346.80	326,432,811.00		LIABILITIES, RESERVES, AND SURPLUS	
SCHOOL, COUNTY, SPECIAL DISTRICT TAXES	8,121,525.68	State Equalization Ratio 68.56		Cash Liabilities	
RESERVE FOR UNCOLLECTED TAXES	658,160.70			Reserves for Receivables	
EMERGENCY EMPLOYMENT ACT OF 1971	105,300.00			Surplus Dec. 31,	
EXPENDITURES TOTAL	16,357,315.52			Total	

1971/3000

* ABOVE DEBT SERVICE INCLUDES TYPE I SCHOOL DEBT

0410
Population 1970 5,938
Population 1972 5,985
S & P Rating
Moody Rating

General Tax Rate Per \$100. 2.25
State Equalized Tax Rate 1.77

ENGLEWOOD CLIFFS BOROUGH — BERGEN COUNTY

Form of Government:
Borough Council
Number of Members on Governing Body 6

PER CAPITA:
Gross Debt 421.60
Net Debt 119.68
Debt Service
Total Tax Levy 620.29
Municipal Expenditures 223.27
PER CENT:
Gross Debt 1.35
Net Debt .38
Tax Levy Collected 97.52
Tax Levy Cancelled, Abated or Adjusted .15

EXPENDITURES		REVENUES-REALIZED		1972 PROPERTY TAX	
GENERAL GOVERNMENT				STATE EQUALIZED TAX RATE 1.08	
Governing Body & Public Boards	7,500.00	1972 Property Taxes Collected 3,636,046.41		Local District School Taxes	2,255,233.00
Municipal Clerk		1972 Payments in Lieu of Taxes 31,485.59		Regional & Consolidated School Tax	
Financial Administration	6,250.00	Delinquent Tax & Lien Collections 91,423.30		School Taxes in Municipal Budget	
Assessment of Taxes	14,125.00	Business Personality Replacement Taxes 166,807.96		County Taxes	763,404.46
Collection of Taxes	18,135.00	Taxes from Public Utilities 166,883.46		County Library Taxes	
Planning, Housing & Development	6,225.00	Other Miscellaneous Tax Revenues		Local Municipal Purpose Taxes	647,311.32
Human Resources	14,176.00	State Aid Revenues 22,480.41		Veteran & Senior Citizen Taxes	25,070.00
Elections		Federal Aid Revenues		Total Taxes for Rate Computation	3,655,018.78
General Administration (other)	54,135.00	State and Local Fiscal Assistance Act Utilized		Special District Taxes	
JUDICIARY		Sale of Acquired Property		Bank Stock Taxes	4,468.65
Municipal Courts	12,750.00	Other Miscellaneous Revenues 50,405.36		Added and Omitted Taxes	37,557.19
PUBLIC SAFETY		Other Revenues, Revenue Sharing Tax Effort 39,882.26		Total Taxes Levied - ABSTRACT	3,712,414.62
Fire Protection	34,330.00	Total 4,205,419.15		Total Taxes Billed	3,728,690.26
Police Protection	421,515.00	Prior Years Surplus Appropriated 210,000.00		1972 TAXES COLLECTED	3,636,046.41
Civil Defense & Disaster Control	130.00	REVENUES TOTAL 4,415,419.15		1972 Taxes Cancelled, Abated or Adjusted	7,082.45
Environmental Inspection & Control	5,718.00	CAPITAL OUTLAY TOTAL 143,451.38		Transfer to Tax Title Liens or Foreclosed	341.21
Other Public Safety	10,044.00	Public Enterprises		Balance Outstanding Dec. 31, 1972	85,220.19
PUBLIC WORKS		Recreation—Culture 18,397.74		PRIOR YEARS TAXES OUTSTANDING	
Streets and Drainage	260,491.62	Public Works 96,469.32		Balance January 1, 1972	91,423.30
Sewers and Sewage Processing	15,550.00	Buildings and Grounds 28,584.32		Collected in 1972	91,423.30
Garbage and Trash Disposal	90,700.00	Library and Education		Cancelled, Abated or Adjusted 1972	
Public Buildings and Grounds	19,025.00	Conservation		Transfers to Tax Title Liens or Foreclosed	
Other Public Works		All Other		Balance December 31, 1972	
HEALTH and WELFARE		CAPITAL DEBT AUTHORIZED, DECEMBER 31, 1972		TAX TITLE LIENS OUTSTANDING	
Health Services Except Environmental	8,590.00	ISSUED AND UNISSUED GROSS DEBT NET DEBT		Balance January 1, 1972	1,415.37
Welfare—Public Assistance	700.00	School 1,807,000		Transfers From Taxes	341.21
Hospitals, Clinics, First Aid	2,500.00	Self-liquidating 716,300 716,300		Redeemed in 1972	
Animal, Insect, & Rodent Control		Other 2,523,300 716,300		Cancelled, Abated or Adjusted (1972)	
Other Welfare Services		Total 1,807,000.00		Transfers to Foreclosed Property	
RECREATION and CONSERVATION		ISSUED AND OUTSTANDING		Balance December 31, 1972	1,756.58
Beaches and Boardwalks		School 1,807,000.00		PROPERTY ACQUIRED BY DEED OR FORECLOSURE	
Parks, Playgrounds, Shade Trees	46,200.00	Self-Liquidating		Balance January 1, 1972	24,628.00
Land Reclamation & Conservation		Other		Transfers From Taxes or Liens	
Other Recreational Services		Total 1,807,000.00		Sale for Cash (1972)	
EDUCATION (excluding schools)		EQUALIZED VALUATION BASIS FOR NET DEBT COMPUTATION 186,372,425.00		Cancelled, Abated or Adjusted (1972)	
Libraries	50,000.00	REAL PROPERTY VALUATIONS		Balance December 31, 1972	24,628.00
Other Educational Services		Code Class # of Parcels % VAL'N ASSESSED VALUATION		CURRENT FINANCES DECEMBER 31, 1972	
STATUTORY EXPENDITURES		1 Vacant Land 234 5.96 9,591,200.00		ASSETS	
Pensions & F. I. C. A.	43,488.00	2 Residential 1534 48.68 78,285,100.00		Cash Dec. 31, 1972	345,083.01
Employee Fringe Benefits	16,600.00	3 Farm		Taxes Receivable	85,220.19
Other Statutory Expenditures		4a Commercial 101 44.93 72,245,200.00		Tax Title Liens	1,756.58
MUNICIPAL FUNCTIONS		4b Industrial 2 .16 258,200.00		Foreclosed Property	24,628.00
CAPITAL IMPROVEMENTS	60,000.00	4c Apartments 3 .26 421,200.00		Emergencies & Other Deferred Charges	10,800.00
DEBT SERVICE		Total 160,800,900.00		State Aid Receivable	3,530.00
Principal Payments		Land Area 1.80 Sq. Miles		Other Receivables	304.43
Interest Payments		Net Valuation Taxable-Municipal 162,230,062.00		Total	471,322.21
DEFERRED CHARGES	8,765.73	Net Valuation Taxable-County 199,707,750.00		LIABILITIES, RESERVES, AND SURPLUS	
SCHOOL, COUNTY, SPECIAL DISTRICT TAXES	3,022,637.46	State Equalization Ratio 77.38		Cash Liabilities	134,943.85
RESERVE FOR UNCOLLECTED TAXES	127,838.00			Reserves for Receivables	111,509.20
EMERGENCY EMPLOYMENT ACT OF 1971				Surplus Dec. 31,	224,465.16
EXPENDITURES TOTAL	4,358,922.81			Total	471,322.21

1972

Population 1970 1,049
 Population 1972 1,150
 S & P Rating
 Moody Rating

General Tax Rate Per \$100. 3.80
 State Equalized Tax Rate 3.89

ENGLISHTOWN BOROUGH — MONMOUTH CO.
 Form of Government:
 Borough Council
 Number of Members on Governing Body 6

PER CAPITA:
 Gross Debt 519.26
 Net Debt 86.32
 Debt Service 4.57
 Total Tax Levy 273.79
 Municipal Expenditures 126.10

PER CENT:
 Gross Debt 8.74
 Net Debt 1.45
 Tax Levy Collected 92.37
 Tax Levy Cancelled, Abated or Adjusted .05

EXPENDITURES		REVENUES-REALIZED		1972 PROPERTY TAX	
GENERAL GOVERNMENT				STATE EQUALIZED TAX RATE	
Governing Body & Public Boards	2,000.00	1972 Property Taxes Collected		Local District School Taxes	1.65
Municipal Clerk	2,000.00	1972 Payments in Lieu of Taxes		Regional & Consolidated School Tax	1.09
Financial Administration	4,700.00	Delinquent Tax & Lien Collections		School Taxes in Municipal Budget	
Assessment of Taxes	1,850.00	Business Personalty Replacement Taxes		County Taxes	.66
Collection of Taxes	1,550.00	Taxes from Public Utilities		County Library Taxes	.02
Planning, Housing & Development	600.00	Other Miscellaneous Tax Revenues		Local Municipal Purpose Taxes	.37
Human Resources	200.00	State Aid Revenues		Veteran & Senior Citizen Taxes	.06
Elections	250.00	Federal Aid Revenues		Total Taxes for Rate Computation	3.89
General Administration (other)	25,250.00	State and Local Fiscal Assistance Act Utilized		Special District Taxes	
JUDICIARY		Sale of Acquired Property		Bank Stock Taxes	1,449.36
Municipal Courts	2,600.00	Other Miscellaneous Revenues		Added and Omitted Taxes	
PUBLIC SAFETY		Other Revenues, Revenue Sharing Tax Effort		Total Taxes Levied - ABSTRACT	314,853.91
Fire Protection	4,500.00	Prior Years Surplus Appropriated		Total Taxes Billed	314,856.04
Police Protection	1,500.00	REVENUES TOTAL		1972 TAXES COLLECTED	250,844.14
Civil Defense & Disaster Control	150.00	CAPITAL OUTLAY TOTAL		1972 Taxes Cancelled, Abated or Adjusted	150.00
Environmental Inspection & Control	1,225.00			Transfer to Tax Title Liens or Foreclosed	2,342.76
Other Public Safety				Balance Outstanding Dec. 31, 1972	21,519.14
PUBLIC WORKS				PRIOR YEARS TAXES OUTSTANDING	
Streets and Drainage	24,575.00			Balance January 1, 1972	19,545.05
Sewers and Sewage Processing	20,000.00			Collected in 1972	17,484.65
Garbage and Trash Disposal	10,000.00			Cancelled, Abated or Adjusted 1972	
Public Buildings and Grounds	6,250.00			Transfers to Tax Title Liens or Foreclosed	1,667.49
Other Public Works				Balance December 31, 1972	796.87
HEALTH and WELFARE				TAX TITLE LIENS OUTSTANDING	
Health Services Except Environmental	1,000.00			Balance January 1, 1972	3,284.35
Welfare-Public Assistance	400.00			Transfers From Taxes	4,211.34
Hospitals, Clinics, First Aid				Redeemed in 1972	
Animal, Insect, & Rodent Control				Cancelled, Abated or Adjusted (1972)	
Other Welfare Services				Transfers to Foreclosed Property	
RECREATION and CONSERVATION				Balance December 31, 1972	7,595.65
Beaches and Boardwalks				PROPERTY ACQUIRED BY DEED OR	
Parks, Playgrounds, Shade Trees	100.00			FORECLOSURE	
Land Reclamation & Conservation				Balance January 1, 1972	
Other Recreational Services	150.00			Transfers From Taxes or Liens	
EDUCATION (excluding schools)				Sale for Cash (1972)	
Libraries				Cancelled, Abated or Adjusted (1972)	
Other Educational Services				Balance December 31, 1972	
STATUTORY EXPENDITURES				CURRENT FINANCES DECEMBER 31, 1972	
Pensions & F. I. C. A.	1,125.00			ASSETS	
Employee Fringe Benefits				Cash Dec. 31, 1972	54,332.32
Other Statutory Expenditures				Taxes Receivable	22,316.01
MUNICIPAL FUNCTIONS TOTAL	112,475.00			Tax Title Liens	7,595.69
CAPITAL IMPROVEMENTS *MEMO*	12,000.00			Foreclosed Property	
DEBT SERVICE				Emergencies & Other Deferred Charges	62,884.00
Principal Payments	4,600.00			State Aid Receivable	4,784.00
Interest Payments	656.00			Other Receivables	14,054.71
DEFERRED CHARGES	2,760.00			Total	166,006.73
SCHOOL, COUNTY, SPECIAL DISTRICT TAXES	283,403.70			LIABILITIES, RESERVES, AND SURPLUS	
RESERVE FOR UNCOLLECTED TAXES	24,519.32			Cash Liabilities	88,258.63
EMERGENCY EMPLOYMENT ACT OF 1971				Reserves for Receivables	44,006.41
EXPENDITURES TOTAL	428,414.02			Surplus Dec. 31, '72	33,741.69
				Total	166,006.73

0706

Population 1970 2,541
 Population 1972 2,560
 S & P Rating
 Moody Rating

General Tax Rate Per \$100. 4.87
 State Equalized Tax Rate 3.37

ESSEX FELS BOROUG — ESSEX COUNTY
Form of Government:
Borough Council
Number of Members on Governing Body 6

PER CAPITA: 306.85
 Gross Debt
 Net Debt
 Debt Service
 Total Tax Levy 693.23
 Municipal Expenditures 236.50

PER CENT: 1.66
 Gross Debt
 Net Debt
 Tax Levy Collected 98.57
 Tax Levy Cancelled, Abated or Adjusted .03

EXPENDITURES		REVENUES-REALIZED		1972 PROPERTY TAX	
GENERAL GOVERNMENT				STATE EQUALIZED TAX RATE	
Governing Body & Public Boards		1972 Property Taxes Collected	-1,752,871.42	Local District School Taxes .87	458,456.50
Municipal Clerk		1972 Payments in Lieu of Taxes		Regional & Consolidated School Tax .75	394,518.85
Financial Administration	8,597.18	Delinquent Tax & Lien Collections	18,985.63	School Taxes in Municipal Budget	
Assessment of Taxes	4,253.55	Business Personalty Replacement Taxes	2,776.37	County Taxes 1.25	657,762.56
Collection of Taxes	4,426.05	Taxes from Public Utilities	63,273.50	County Library Taxes	
Planning, Housing & Development	1,077.20	Other Miscellaneous Tax Revenues		Local Municipal Purpose Taxes .45	258,602.48
Human Resources		State Aid Revenues	15,045.58	Veteran & Senior Citizen Taxes .02	10,310.00
Elections	356.85	Federal Aid Revenues		Total Taxes for Rate Computation 3.38	1,775,650.81
General Administration (other)	46,912.86	State and Local Fiscal Assistance Act Utilized		Special District Taxes	
JUDICIARY		Sale of Acquired Property	30,000.00	Bank Stock Taxes	
Municipal Courts	5,203.11	Other Miscellaneous Revenues	105,798.39	Added and Omitted Taxes	5,327.78
PUBLIC SAFETY		Other Revenues, Revenue Sharing Tax Effort	5,400.22	Total Taxes Levied - ABSTRACT	1,774,668.59
Fire Protection	5,426.76	Total	1,994,151.11	Total Taxes Billed	1,778,276.12
Police Protection	176,211.43	Prior Years Surplus Appropriated	179,000.00	1972 TAXES COLLECTED	1,752,871.42
Civil Defense & Disaster Control		REVENUES TOTAL	2,173,151.11	1972 Taxes Cancelled, Abated or Adjusted	454.09
Environmental Inspection & Control	2,133.50			Transfer to Tax Title Liens or Foreclosed	
Other Public Safety		CAPITAL OUTLAY TOTAL	8,577.90	Balance Outstanding Dec. 31, 1972	24,950.61
PUBLIC WORKS				PRIOR YEARS TAXES OUTSTANDING	
Streets and Drainage	84,640.01	Public Enterprises		Balance January 1, 1972	18,985.63
Sewers and Sewage Processing	21,367.47	Recreation—Culture		Collected in 1972	18,985.63
Garbage and Trash Disposal		Public Works	8,577.90	Cancelled, Abated or Adjusted 1972	
Public Buildings and Grounds	12,596.01	Buildings and Grounds		Transfers to Tax Title Liens or Foreclosed	
Other Public Works		Library and Education		Balance December 31, 1972	
HEALTH and WELFARE		Conservation		TAX TITLE LIENS OUTSTANDING	
Health Services Except Environmental	2,058.41	All Other		Balance January 1, 1972	
Welfare-Public Assistance	2,027.50			Transfers From Taxes	
Hospitals, Clinics, First Aid		CAPITAL DEBT AUTHORIZED, DECEMBER 31, 1972		Redeemed in 1972	
Animal, Insect, & Rodent Control		ISSUED AND UNISSUED		Cancelled, Abated or Adjusted (1972)	
Other Welfare Services		School	770,540	Transfers to Foreclosed Property	
		Self-liquidating	15,000	Balance December 31, 1972	
RECREATION and CONSERVATION		Other		PROPERTY ACQUIRED BY DEED OR FORECLOSURE	
Beaches and Boardwalks		Total	785,540	Balance January 1, 1972	33,600.00
Parks, Playgrounds, Shade Trees	14,419.99			Transfers From Taxes or Liens	
Land Reclamation & Conservation		ISSUED AND OUTSTANDING		Sale for Cash (1972)	30,000.00
Other Recreational Services		School	770,540.47	Cancelled, Abated or Adjusted (1972)	
EDUCATION (excluding schools)		Self-Liquidating	15,000.00	Balance December 31, 1972	3,600.00
Libraries		Other		CURRENT FINANCES DECEMBER 31, 1972	
Other Educational Services		Total	785,540.47	ASSETS	
STATUTORY EXPENDITURES		EQUALIZED VALUATION BASIS		Cash Dec. 31, 1972	778,438.35
Pensions & F. I. C. A.	25,592.03	FOR NET DEBT COMPUTATION	47,396,446.33	Taxes Receivable	24,950.61
Employee Fringe Benefits		REAL PROPERTY VALUATIONS		Tax Title Liens	
Other Statutory Expenditures		Code Class # of Parcels % VAL'N		Foreclosed Property	3,600.00
MUNICIPAL FUNCTIONS		1 Vacant Land 60 2.30	838,200.00	Emergencies & Other Deferred Charges	3,400.00
CAPITAL IMPROVEMENTS		2 Residential 686 94.91	34,601,400.00	State Aid Receivable	12,442.00
DEBT SERVICE		3 Farm		Other Receivables	221.92
Principal Payments		4a Commercial 5 2.79	1,018,500.00	Total	823,052.88
Interest Payments		4b Industrial		LIABILITIES, RESERVES, AND SURPLUS	
		4c Apartments		Cash Liabilities	456,838.90
DEFERRED CHARGES		751 Total	36,456,100.00	Reserves for Receivables	28,772.53
SCHOOL, COUNTY, SPECIAL DISTRICT TAXES	1,510,738.33	Land Area 1.30 Sq. Miles		Surplus Dec. 31,	257,441.45
RESERVE FOR UNCOLLECTED TAXES	179,345.89	Net Valuation Taxable-Municipal	36,613,529.00	Total	823,052.88
EMERGENCY EMPLOYMENT ACT OF 1971		Net Valuation Taxable-County	47,722,654.00		
EXPENDITURES		State Equalization Ratio	69.34		
TOTAL	2,116,184.17				

0109

Population 1970 539
 Population 1972 550
 S & P Rating
 Moody Rating

General Tax Rate Per \$100. 2.85
 State Equalized Tax Rate 2.79

ESTELL MANOR CITY — ATLANTIC COUNTY

Form of Government:

City Charter Act (P.L. 1897 c.30)

Number of Members on Governing Body 3

PER CAPITA:

Gross Debt

Net Debt

Debt Service

Total Tax Levy

Municipal Expenditures

411.09

210.75

PER CENT:

Gross Debt

Net Debt

Tax Levy Collected 76.67

Tax Levy Cancelled, Abated
or Adjusted

EXPENDITURES		REVENUES-REALIZED		1972 PROPERTY TAX	
GENERAL GOVERNMENT				STATE EQUALIZED TAX RATE 2.00	
Governing Body & Public Boards		1972 Property Taxes Collected		Local District School Taxes	164,261.00
Municipal Clerk	2,500.00	1972 Payments in Lieu of Taxes		Regional & Consolidated School Tax	
Financial Administration	5,600.00	Delinquent Tax & Lien Collections		School Taxes in Municipal Budget	
Assessment of Taxes	6,171.00	Business Personalty Replacement Taxes		County Taxes	59,537.40
Collection of Taxes	6,196.00	Taxes from Public Utilities		County Library Taxes	1,186.82
Planning, Housing & Development		Other Miscellaneous Tax Revenues		Local Municipal Purpose Taxes	
Human Resources		State Aid Revenues		Veteran & Senior Citizen Taxes	4,630.00
Elections	9,140.00	Federal Aid Revenues		Total Taxes for Rate Computation	229,615.22
General Administration (other)		State and Local Fiscal Assistance Act Utilized		Special District Taxes	
JUDICIARY	2,245.00	Sale of Acquired Property		Bank Stock Taxes	
Municipal Courts		Other Miscellaneous Revenues		Added and Omitted Taxes	1,112.78
PUBLIC SAFETY	2,100.00	Other Revenues, Revenue Sharing Tax Effort		Total Taxes Levied - ABSTRACT	226,698.00
Fire Protection	700.00	Prior Years Surplus Appropriated		Total Taxes Billed	233,208.00
Police Protection	200.00	REVENUES TOTAL		1972 TAXES COLLECTED	178,800.66
Civil Defense & Disaster Control	989.50	CAPITAL OUTLAY TOTAL		1972 Taxes Cancelled, Abated or Adjusted	
Environmental Inspection & Control				Transfer to Tax Title Liens or Foreclosed	
Other Public Safety				Balance Outstanding Dec. 31, 1972	54,407.34
PUBLIC WORKS	10,622.00			PRIOR YEARS TAXES OUTSTANDING	
Streets and Drainage				Balance January 1, 1972	33,415.43
Sewers and Sewage Processing	3,000.00			Collected in 1972	25,870.48
Garbage and Trash Disposal	4,783.50			Cancelled, Abated or Adjusted 1972	290.08
Public Buildings and Grounds				Transfers to Tax Title Liens or Foreclosed	
Other Public Works				Balance December 31, 1972	3,254.87
HEALTH and WELFARE	200.00			TAX TITLE LIENS OUTSTANDING	
Health Services Except Environmental	800.00			Balance January 1, 1972	38,858.12
Welfare-Public Assistance				Transfers From Taxes	
Hospitals, Clinics, First Aid	200.00			Redeemed in 1972	1,825.02
Animal, Insect, & Rodent Control				Cancelled, Abated or Adjusted (1972),	
Other Welfare Services				Transfers to Foreclosed Property	
RECREATION and CONSERVATION	100.00			Balance December 31, 1972	37,033.10
Beaches and Boardwalks				PROPERTY ACQUIRED BY DEED OR	
Parks, Playgrounds, Shade Trees				FORECLOSURE	
Land Reclamation & Conservation				Balance January 1, 1972	4,225.00
Other Recreational Services				Transfers From Taxes or Liens	
EDUCATION (excluding schools)				Sale for Cash (1972)	
Libraries				Cancelled, Abated or Adjusted (1972)	
Other Educational Services				Balance December 31, 1972	4,225.00
STATUTORY EXPENDITURES	1,924.00			CURRENT FINANCES DECEMBER 31, 1972	
Pensions & F. I. C. A.				ASSETS	
Employee Fringe Benefits				Cash Dec. 31, 1972	69,817.79
Other Statutory Expenditures				Taxes Receivable	57,662.21
MUNICIPAL FUNCTIONS TOTAL	57,471.00			Tax Title Liens	37,033.10
CAPITAL IMPROVEMENTS *MEMO*	222.00			Foreclosed Property	4,225.00
DEBT SERVICE				Emergencies & Other Deferred Charges	2,140.00
Principal Payments				State Aid Receivable	626.84
Interest Payments				Other Receivables	284.66
DEFERRED CHARGES	2,140.00			Total	171,789.60
SCHOOL, COUNTY, SPECIAL DISTRICT TAXES	224,985.22			LIABILITIES, RESERVES, AND SURPLUS	
RESERVE FOR UNCOLLECTED TAXES	46,200.00			Cash Liabilities	31,688.12
EMERGENCY EMPLOYMENT ACT OF 1971	10,100.00			Reserves for Receivables	59,204.97
EXPENDITURES TOTAL	340,856.22			Surplus Dec. 31,	40,896.51
				Total	171,789.60

0313

Population 1970 13,477
 Population 1972 15,060
 S & P Rating
 Moody Rating

General Tax Rate Per \$100. 2.78
 State Equalized Tax Rate 2.55

EVESHAM TOWNSHIP — BURLINGTON COUNTY
Form of Government:
Council-Manager Plan B (OMCL50)
Number of Members on Governing Body 5

PER CAPITA: 506.91
 Gross Debt 47.37
 Net Debt 2.64
 Debt Service 265.61
 Total Tax Levy 85.29
 Municipal Expenditures

PER CENT: 6.98
 Gross Debt .65
 Net Debt 88.84
 Tax Levy Collected
 Tax Levy Cancelled, Abated or Adjusted 1.16

EXPENDITURES		REVENUES-REALIZED		1972 PROPERTY TAX	
GENERAL GOVERNMENT				STATE EQUALIZED TAX RATE	
Governing Body & Public Boards	6,470.00	1972 Property Taxes Collected		Local District School Taxes	1.31
Municipal Clerk	19,261.00	1972 Payments in Lieu of Taxes		Regional & Consolidated School Tax	.75
Financial Administration	13,025.00	Delinquent Tax & Lien Collections		School Taxes in Municipal Budget	
Assessment of Taxes	21,636.00	Business Personality Replacement Taxes		County Taxes	.66
Collection of Taxes	22,067.82	Taxes from Public Utilities		County Library Taxes	.03
Planning, Housing & Development	16,820.00	Other Miscellaneous Tax Revenues		Local Municipal Purpose Taxes	.16
Human Resources		State Aid Revenues		Veteran & Senior Citizen Taxes	.04
Elections	3,000.00	Federal Aid Revenues		Total Taxes for Rate Computation	2.95
General Administration (other)	116,895.53	State and Local Fiscal Assistance Act Utilized		Special District Taxes	
JUDICIARY		Sale of Acquired Property		Bank Stock Taxes	
Municipal Courts	12,674.00	Other Miscellaneous Revenues		Added and Omitted Taxes	
PUBLIC SAFETY		Other Revenues, Revenue Sharing Tax Effort		Total Taxes Levied - ABSTRACT	
Fire Protection		Prior Years Surplus Appropriated		Total Taxes Billed	
Police Protection	256,380.00	REVENUES TOTAL		1972 TAXES COLLECTED	
Civil Defense & Disaster Control	4,280.00	CAPITAL OUTLAY TOTAL		1972 Taxes Cancelled, Abated or Adjusted	
Environmental Inspection & Control	22,035.50			Transfer to Tax Title Liens or Foreclosed	
Other Public Safety				Balance Outstanding Dec. 31, 1972	
PUBLIC WORKS				PRIOR YEARS TAXES OUTSTANDING	
Streets and Drainage	135,199.00			Balance January 1, 1972	
Sewers and Sewage Processing				Collected in 1972	
Garbage and Trash Disposal	80,233.00			Cancelled, Abated or Adjusted 1972	
Public Buildings and Grounds	12,926.00			Transfers to Tax Title Liens or Foreclosed	
Other Public Works				Balance December 31, 1972	
HEALTH and WELFARE				TAX TITLE LIENS OUTSTANDING	
Health Services Except Environmental	2,500.00			Balance January 1, 1972	
Welfare-Public Assistance	2,025.00			Transfers From Taxes	
Hospitals, Clinics, First Aid				Redeemed in 1972	
Animal, Insect, & Rodent Control				Cancelled, Abated or Adjusted (1972)	
Other Welfare Services				Transfers to Foreclosed Property	
RECREATION and CONSERVATION				Balance December 31, 1972	
Beaches and Boardwalks				PROPERTY ACQUIRED BY DEED OR FORECLOSURE	
Parks, Playgrounds, Shade Trees	4,775.00			Balance January 1, 1972	
Land Reclamation & Conservation	4,080.15			Transfers From Taxes or Liens	
Other Recreational Services	12,980.00			Sale for Cash (1972)	
EDUCATION (excluding schools)				Cancelled, Abated or Adjusted (1972)	
Libraries	22,000.00			Balance December 31, 1972	
Other Educational Services				CURRENT FINANCES DECEMBER 31, 1972	
STATUTORY EXPENDITURES				ASSETS	
Pensions & F. I. C. A.	43,501.00			Cash Dec. 31, 1972	
Employee Fringe Benefits				Taxes Receivable	
Other Statutory Expenditures				Tax Title Liens	
MUNICIPAL FUNCTIONS				Foreclosed Property	
CAPITAL IMPROVEMENTS				Emergencies & Other Deferred Charges	
DEBT SERVICE				State Aid Receivable	
Principal Payments	20,025.00			Other Receivables	
Interest Payments	19,775.00			Total	
DEFERRED CHARGES				LIABILITIES, RESERVES, AND SURPLUS	
SCHOOL, COUNTY, SPECIAL DISTRICT TAXES	23,511.16			Cash Liabilities	
RESERVE FOR UNCOLLECTED TAXES	3,640,135.67			Reserves for Receivables	
EMERGENCY EMPLOYMENT ACT OF 1971	304,165.43			Surplus Dec. 31,	
EXPENDITURES TOTAL	4,924,638.35			Total	

1971/3000

NEW JERSEY STATE LIBRARY

1102

Population 1970 32,831
 Population 1972 33,770
 S & P Rating A
 Moody Rating A

General Tax Rate Per \$100. 5.22
 State Equalized Tax Rate 3.15

EWING TOWNSHIP — MERCER COUNTY

Form of Government:
 Township Committee
 Number of Members on Governing Body 5

PER CAPITA:
 Gross Debt 216.45
 Net Debt 84.09
 Debt Service 8.87
 Total Tax Levy 293.48
 Municipal Expenditures 143.81

PER CENT:
 Gross Debt 2.75
 Net Debt 1.08
 Tax Levy Collected 900.00
 Tax Levy Cancelled, Abated or Adjusted 300.00

EXPENDITURES		REVENUES-REALIZED		1972 PROPERTY TAX	
GENERAL GOVERNMENT				STATE EQUALIZED TAX RATE 1.88	
Governing Body & Public Boards		1972 Property Taxes Collected		Local District School Taxes	5,577,682.25
Municipal Clerk		1972 Payments in Lieu of Taxes		Regional & Consolidated School Tax	
Financial Administration	13,797.00	Delinquent Tax & Lien Collections		School Taxes in Municipal Budget	
Assessment of Taxes	44,512.34	Business Personalty Replacement Taxes		County Taxes	2,884,555.74
Collection of Taxes	52,522.94	Taxes from Public Utilities		County Library Taxes	91,552.16
Planning, Housing & Development	5,854.20	Other Miscellaneous Tax Revenues		Local Municipal Purpose Taxes	653,198.52
Human Resources	837.35	State Aid Revenues		Veteran & Senior Citizen Taxes	202,055.00
Elections	4,364.63	Federal Aid Revenues		Total Taxes for Rate Computation	10,009,043.67
General Administration (other)	267,897.58	State and Local Fiscal Assistance Act Utilized		Special District Taxes	
JUDICIARY		Sale of Acquired Property		Bank Stock Taxes	18,039.80
Municipal Courts	35,001.40	Other Miscellaneous Revenues		Added and Omitted Taxes	85,659.35
PUBLIC SAFETY		Other Revenues, Revenue Sharing Tax Effort		Total Taxes Levied - ABSTRACT	5,510,687.82
Fire Protection	41,305.90	Prior Years Surplus Appropriated		Total Taxes Billed	
Police Protection	835,883.66	REVENUES TOTAL		1972 TAXES COLLECTED	5,427,508.49
Civil Defense & Disaster Control	15,520.50	CAPITAL OUTLAY TOTAL		1972 Taxes Cancelled, Abated or Adjusted	22,462.63
Environmental Inspection & Control	35,249.00			Transfer to Tax Title Liens or Foreclosed	16,004.57
Other Public Safety				Balance Outstanding Dec. 31, 1972	433,883.64
PUBLIC WORKS				PRIOR YEARS TAXES OUTSTANDING	
Streets and Drainage	1,555,605.32			Balance January 1, 1972	254,067.02
Sewers and Sewage Processing	3,418.63			Collected in 1972	286,336.57
Garbage and Trash Disposal	366,733.63			Cancelled, Abated or Adjusted 1972	
Public Buildings and Grounds	60,472.55			Transfers to Tax Title Liens or Foreclosed	544.40
Other Public Works				Balance December 31, 1972	7,185.65
HEALTH and WELFARE				TAX TITLE LIENS OUTSTANDING	
Health Services Except Environmental	72,037.00			Balance January 1, 1972	52,031.18
Welfare-Public Assistance	15,570.92			Transfers From Taxes	17,050.05
Hospitals, Clinics, First Aid				Redeemed in 1972	22,180.83
Animal, Insect, & Rodent Control	10,340.15			Cancelled, Abated or Adjusted (1972)	198.83
Other Welfare Services				Transfers to Foreclosed Property	46,701.57
RECREATION and CONSERVATION				Balance December 31, 1972	
Beaches and Boardwalks				PROPERTY ACQUIRED BY DEED OR FORECLOSURE	
Parks, Playgrounds, Shade Trees	146,336.83			Balance January 1, 1972	56,843.17
Land Reclamation & Conservation				Transfers From Taxes or Liens	198.83
Other Recreational Services	2,000.00			Sale for Cash (1972)	
EDUCATION (excluding schools)				Cancelled, Abated or Adjusted (1972)	17,250.00
Libraries				Balance December 31, 1972	35,792.00
Other Educational Services				CURRENT FINANCES DECEMBER 31, 1972	
STATUTORY EXPENDITURES				ASSETS	
Pensions & F. I. C. A.	172,500.75			Cash Dec. 31, 1972	1,214,718.04
Employee Fringe Benefits	78,176.73			Taxes Receivable	441,069.29
Other Statutory Expenditures				Tax Title Liens	46,701.57
MUNICIPAL FUNCTIONS TOTAL	3,916,735.45			Foreclosed Property	35,792.00
CAPITAL IMPROVEMENTS *MEMC*	45,000.00			Emergencies & Other Deferred Charges	1,527.92
DEBT SERVICE				State Aid Receivable	41,199.37
Principal Payments	155,000.00			Other Receivables	68,446.74
Interest Payments	144,619.00			Total	1,852,854.93
DEFERRED CHARGES	65,552.49			LIABILITIES, RESERVES, AND SURPLUS	
SCHOOL, COUNTY, SPECIAL DISTRICT TAXES	8,553,790.15			Cash Liabilities	298,507.25
RESERVE FOR UNCOLLECTED TAXES	540,134.30			Reserves for Receivables	556,005.60
EMERGENCY EMPLOYMENT ACT OF 1971	34,092.00			Surplus Dec. 31,	959,338.08
EXPENDITURES TOTAL	13,810,327.39			Total	1,853,854.93

Population 1970 6,142
 Population 1972 6,205
 S & P Rating
 Moody Rating

General Tax Rate Per \$100. 4.80
 State Equalized Tax Rate 4.02

FAIR HAVEN BOROUGH — MONMOUTH COUNTY
Form of Government:
Borough Council
Number of Members on Governing Body 6

PER CAPITA:
 Gross Debt 230.10
 Net Debt 19.14
 Debt Service 422.91
 Total Tax Levy 102.71
 Municipal Expenditures

PER CENT:
 Gross Debt 2.35
 Net Debt .20
 Tax Levy Collected 56.62
 Tax Levy Cancelled, Abated or Adjusted .04

EXPENDITURES		REVENUES-REALIZED		1972 PROPERTY TAX	
GENERAL GOVERNMENT				STATE EQUALIZED TAX RATE →	
Governing Body & Public Boards		1972 Property Taxes Collected	2,535,435.61	Local District School Taxes 1.50	551,563.00
Municipal Clerk		1972 Payments in Lieu of Taxes		Regional & Consolidated School Tax 1.30	559,648.27
Financial Administration	3,700.00	Delinquent Tax & Lien Collections	102,808.48	School Taxes in Municipal Budget	
Assessment of Taxes	7,790.08	Business Personalty Replacement Taxes	15,755.01	County Taxes .62	407,662.71
Collection of Taxes	18,841.08	Taxes from Public Utilities	83,803.78	County Library Taxes .02	15,267.37
Planning, Housing & Development	1,062.50	Other Miscellaneous Tax Revenues		Local Municipal Purpose Taxes .51	338,290.74
Human Resources	1,500.00	State Aid Revenues	24,752.09	Veteran & Senior Citizen Taxes .06	35,540.00
Elections		Federal Aid Revenues		Total Taxes for Rate Computation 4.01	2,652,672.09
General Administration (other)	47,863.20	State and Local Fiscal Assistance Act Utilized		Special District Taxes	
JUDICIARY		Sale of Acquired Property		Bank Stock Taxes	2,795.26
Municipal Courts	4,470.00	Other Miscellaneous Revenues	36,003.82	Added and Omitted Taxes	8,411.40
PUBLIC SAFETY		Other Revenues, Revenue Sharing Tax Effort	16,002.31	Total Taxes Levied - ABSTRACT	2,624,138.75
Fire Protection	15,142.53	REVENUES TOTAL	2,814,601.10	Total Taxes Billed	2,624,138.75
Police Protection	150,587.30	Prior Years Surplus Appropriated	71,000.00	1972 TAXES COLLECTED	2,535,435.61
Civil Defense & Disaster Control	690.00	REVENUES TOTAL	2,885,601.10	1972 Taxes Cancelled, Abated or Adjusted	560.00
Environmental Inspection & Control		CAPITAL OUTLAY TOTAL	5,268.00	Transfer to Tax Title Liens or Foreclosed	
Other Public Safety		Public Enterprises		Balance Outstanding Dec. 31, 1972	87,743.14
PUBLIC WORKS		Recreation—Culture		PRIOR YEARS TAXES OUTSTANDING	
Streets and Drainage	94,211.73	Public Works	5,268.00	Balance January 1, 1972	92,447.16
Sewers and Sewage Processing	71,052.26	Buildings and Grounds		Collected in 1972	91,014.97
Garbage and Trash Disposal	15,332.30	Library and Education		Cancelled, Abated or Adjusted 1972	
Public Buildings and Grounds		Conservation		Transfers to Tax Title Liens or Foreclosed	
Other Public Works		All Other		Balance December 31, 1972	1,432.19
HEALTH and WELFARE		CAPITAL DEBT AUTHORIZED, DECEMBER 31, 1972		TAX TITLE LIENS OUTSTANDING	
Health Services Except Environmental	9,434.52	ISSUED AND UNISSUED		Balance January 1, 1972	14,871.37
Welfare-Public Assistance	685.00	School	1,305,002	Transfers From Taxes	
Hospitals, Clinics, First Aid	1,000.00	Self-liquidating	118,760	Redeemed in 1972	11,753.51
Animal, Insect, & Rodent Control		Other	118,760	Cancelled, Abated or Adjusted (1972)	
Other Welfare Services		Total	1,427,762	Transfers to Foreclosed Property	
RECREATION and CONSERVATION		ISSUED AND OUTSTANDING		Balance December 31, 1972	3,077.86
Beaches and Boardwalks	1,627.50	School	1,305,002.44	PROPERTY ACQUIRED BY DEED OR FORECLOSURE	
Parks, Playgrounds, Shade Trees	160.00	Self-Liquidating		Balance January 1, 1972	4,600.00
Land Reclamation & Conservation	14,575.00	Other		Transfers From Taxes or Liens	
Other Recreational Services		Total	1,305,002.44	Sale for Cash (1972)	
EDUCATION (excluding schools)		EQUALIZED VALUATION BASIS		Cancelled, Abated or Adjusted (1972)	
Libraries	8,125.00	FOR NET DEBT COMPUTATION	60,745,782.67	Balance December 31, 1972	4,600.00
Other Educational Services		REAL PROPERTY VALUATIONS		CURRENT FINANCES DECEMBER 31, 1972	
STATUTORY EXPENDITURES		Code Class # of Parcels % VAL'N		ASSETS	
Pensions & F. I. C. A.	32,343.53	1 Vacant Land 86 1.03	567,600.00	Cash Dec. 31, 1972	484,293.43
Employee Fringe Benefits	5,069.27	2 Residential 1784 94.05	51,775,300.00	Taxes Receivable	85,175.33
Other Statutory Expenditures		3 Farm .07	37,400.00	Tax Title Liens	3,077.86
MUNICIPAL FUNCTIONS		4a Commercial 56 4.85	2,668,100.00	Foreclosed Property	4,600.00
CAPITAL IMPROVEMENTS		4b Industrial		Emergencies & Other Deferred Charges	3,500.00
DEBT SERVICE		4c Apartments		State Aid Receivable	23,840.00
Principal Payments		1526 Total	55,046,400.00	Other Receivables	33,851.00
Interest Payments		Land Area 1.55 Sq. Miles		Total	642,337.62
DEFERRED CHARGES		Net Valuation Taxable-Municipal	55,284,170.00	LIABILITIES, RESERVES, AND SURPLUS	
SCHOOL, COUNTY, SPECIAL DISTRICT TAXES	2,274,641.35	Net Valuation Taxable-County	60,521,512.00	Cash Liabilities	420,881.24
RESERVE FOR UNCOLLECTED TAXES	105,653.00	State Equalization Ratio	83.82	Reserves for Receivables	130,704.19
EMERGENCY EMPLOYMENT ACT OF 1971				Surplus Dec. 31,	50,752.19
EXPENDITURES				Total	642,337.62
TOTAL	2,511,538.35				

0217

Population 1970 37,975
 Population 1972 38,090
 S & P Rating A
 Moody Rating A

General Tax Rate Per \$100. 4.84
 State Equalized Tax Rate 3.02

FAIR LAWN BOROUGH — BERGEN COUNTY

Form of Government:
 Council-Manager (1923)
 Number of Members on Governing Body 5

PER CAPITA:
 Gross Debt 132.54
 Net Debt 47.08
 Debt Service 4.94
 Total Tax Levy 344.83
 Municipal Expenditures 139.91

PER CENT:
 Gross Debt 1.27
 Net Debt .45
 Tax Levy Collected 99.13
 Tax Levy Cancelled, Abated or Adjusted .08

EXPENDITURES		REVENUES-REALIZED		1972 PROPERTY TAX	
GENERAL GOVERNMENT				STATE EQUALIZED TAX RATE 1.98	
Governing Body & Public Boards		1972 Property Taxes Collected		Local District School Taxes	
Municipal Clerk		1972 Payments in Lieu of Taxes		Regional & Consolidated School Tax	
Financial Administration		Delinquent Tax & Lien Collections		School Taxes in Municipal Budget	
Assessment of Taxes		Business Personalty Replacement Taxes		County Taxes	
Collection of Taxes		Taxes from Public Utilities		County Library Taxes	
Planning, Housing & Development		Other Miscellaneous Tax Revenues		Local Municipal Purpose Taxes	
Human Resources		State Aid Revenues		Veteran & Senior Citizen Taxes	
Elections		Federal Aid Revenues		Total Taxes for Rate Computation	
General Administration (other)		State and Local Fiscal Assistance Act Utilized		Special District Taxes	
JUDICIARY		Sale of Acquired Property		Bank Stock Taxes	
Municipal Courts		Other Miscellaneous Revenues		Added and Omitted Taxes	
PUBLIC SAFETY		Other Revenues, Revenue Sharing Tax Effort		Total Taxes Levied - ABSTRACT	
Fire Protection		Total		Total Taxes Billed	
Police Protection		Prior Years Surplus Appropriated		1972 TAXES COLLECTED	
Civil Defense & Disaster Control		REVENUES TOTAL		1972 Taxes Cancelled, Abated or Adjusted	
Environmental Inspection & Control		CAPITAL OUTLAY TOTAL		Transfer to Tax Title Liens or Foreclosed	
Other Public Safety		Public Enterprises		Balance Outstanding Dec. 31, 1972	
PUBLIC WORKS		Recreation—Culture		PRIOR YEARS TAXES OUTSTANDING	
Streets and Drainage		Public Works		Balance January 1, 1972	
Sewers and Sewage Processing		Buildings and Grounds		Collected in 1972	
Garbage and Trash Disposal		Library and Education		Cancelled, Abated or Adjusted 1972	
Public Buildings and Grounds		Conservation		Transfers to Tax Title Liens or Foreclosed	
Other Public Works		All Other		Balance December 31, 1972	
HEALTH and WELFARE		CAPITAL DEBT AUTHORIZED, DECEMBER 31, 1972		TAX TITLE LIENS OUTSTANDING	
Health Services Except Environmental		ISSUED AND UNISSUED		Balance January 1, 1972	
Welfare-Public Assistance		SCHOOL GROSS DEBT		Transfers From Taxes	
Hospitals, Clinics, First Aid		Self-liquidating		Redeemed in 1972	
Animal, Insect, & Rodent Control		Other		Cancelled, Abated or Adjusted (1972)	
Other Welfare Services		Total		Transfers to Foreclosed Property	
RECREATION and CONSERVATION		ISSUED AND OUTSTANDING		Balance December 31, 1972	
Beaches and Boardwalks		SCHOOL		PROPERTY ACQUIRED BY DEED OR FORECLOSURE	
Parks, Playgrounds, Shade Trees		Self-Liquidating		Balance January 1, 1972	
Land Reclamation & Conservation		Other		Transfers From Taxes or Liens	
Other Recreational Services		Total		Sale for Cash (1972)	
EDUCATION (excluding schools)		EQUALIZED VALUATION BASIS		Cancelled, Abated or Adjusted (1972)	
Libraries		FOR NET DEBT COMPUTATION		Balance December 31, 1972	
Other Educational Services		REAL PROPERTY VALUATIONS		CURRENT FINANCES DECEMBER 31, 1972	
STATUTORY EXPENDITURES		Code Class # of Parcels % VAL'N		ASSETS	
Pensions & F. I. C. A.		1 Vacant Land 294 .68		Cash Dec. 31, 1972	
Employee Fringe Benefits		2 Residential 9554 75.23		Taxes Receivable	
Other Statutory Expenditures		3 Farm 2 .03		Tax Title Liens	
MUNICIPAL FUNCTIONS TOTAL		4a Commercial 248 7.04		Foreclosed Property	
CAPITAL IMPROVEMENTS *MEMO*		4b Industrial 62 12.37		Emergencies & Other Deferred Charges	
DEBT SERVICE		4c Apartments 17 4.65		State Aid Receivable	
Principal Payments		10177 Total		Other Receivables	
Interest Payments		Land Area 5.30 Sq. Miles		Total	
DEFERRED CHARGES		Net Valuation Taxable-Municipal		LIABILITIES, RESERVES, AND SURPLUS	
SCHOOL, COUNTY, SPECIAL DISTRICT TAXES		Net Valuation Taxable-County		Cash Liabilities	
RESERVE FOR UNCOLLECTED TAXES		State Equalization Ratio		Reserves for Receivables	
EMERGENCY EMPLOYMENT ACT OF 1971				Surplus Dec. 31,	
EXPENDITURES TOTAL				Total	

0605

Population 1970 4,990
 Population 1972 5,340
 S & P Rating
 Moody Rating

General Tax Rate Per \$100. 5.63
 State Equalized Tax Rate 3.72

FAIRFIELD TOWNSHIP — CUMBERLAND COUNTY
Form of Government:
Township Committee
Number of Members on Governing Body 3

PER CAPITA:
 Gross Debt 3.65
 Net Debt 3.65
 Debt Service
 Total Tax Levy 141.53
 Municipal Expenditures 78.45

PER CENT:
 Gross Debt .11
 Net Debt .11
 Tax Levy Collected 74.75
 Tax Levy Cancelled, Abated or Adjusted .10

EXPENDITURES		REVENUES-REALIZED		1972 PROPERTY TAX	
GENERAL GOVERNMENT				STATE EQUALIZED TAX RATE	
Governing Body & Public Boards		1972 Property Taxes Collected	566,668.61	Local District School Taxes 2.35	478,943.00
Municipal Clerk		1972 Payments in Lieu of Taxes		Regional & Consolidated School Tax	
Financial Administration	6,045.68	Delinquent Tax & Lien Collections	198,938.89	School Taxes in Municipal Budget	
Assessment of Taxes	23,236.51	Business Personalty Replacement Taxes	8,971.98	County Taxes 1.19	242,938.26
Collection of Taxes	5,362.00	Taxes from Public Utilities	70,452.55	County Library Taxes	
Planning, Housing & Development	4,178.56	Other Miscellaneous Tax Revenues		Local Municipal Purpose Taxes .07	15,056.42
Human Resources		State Aid Revenues	31,516.20	Veteran & Senior Citizen Taxes .10	21,360.00
Elections	1,004.83	Federal Aid Revenues	59,782.20	Total Taxes for Rate Computation 3.71	758,297.68
General Administration (other)	25,595.38	State and Local Fiscal Assistance Act Utilized		Special District Taxes	
JUDICIARY		Sale of Acquired Property		Bank Stock Taxes	456.82
Municipal Courts	5,228.19	Other Miscellaneous Revenues	33,709.35	Added and Omitted Taxes	18,383.82
PUBLIC SAFETY		Other Revenues, Revenue Sharing Tax Effort	55,992.14	Total Taxes Levied - ABSTRACT	755,778.32
Fire Protection	4,451.24	Total	1,026,031.92	Total Taxes Billed	758,098.39
Police Protection	12,601.99	Prior Years Surplus Appropriated	35,000.00	1972 TAXES COLLECTED	566,668.61
Civil Defense & Disaster Control	13.00	REVENUES TOTAL	1,061,031.92	1972 Taxes Cancelled, Abated or Adjusted	754.43
Environmental Inspection & Control	1,700.00	CAPITAL OUTLAY TOTAL	33,289.29	Transfer to Tax Title Liens or Foreclosed	25,000.00
Other Public Safety				Balance Outstanding Dec. 31, 1972	165,675.35
PUBLIC WORKS				PRIOR YEARS TAXES OUTSTANDING	
Streets and Drainage	25,250.04	Public Enterprises		Balance January 1, 1972	178,713.76
Sewers and Sewage Processing		Recreation—Culture		Collected in 1972	164,114.40
Garbage and Trash Disposal	7,800.00	Public Works		Cancelled, Abated or Adjusted 1972	159.90
Public Buildings and Grounds	1,888.48	Buildings and Grounds	33,289.29	Transfers to Tax Title Liens or Foreclosed	
Other Public Works		Library and Education		Balance December 31, 1972	14,439.46
HEALTH and WELFARE		Conservation		TAX TITLE LIENS OUTSTANDING	
Health Services Except Environmental	3,699.10	All Other		Balance January 1, 1972	64,090.11
Welfare-Public Assistance	3,206.00	CAPITAL DEBT AUTHORIZED, DECEMBER 31, 1972		Transfers From Taxes	35,300.00
Hospitals, Clinics, First Aid	250.00	ISSUED AND UNISSUED GROSS DEBT NET DEBT		Redeemed in 1972	34,824.49
Animal, Insect, & Rodent Control	2,451.68	School		Cancelled, Abated or Adjusted (1972)	
Other Welfare Services		Self-liquidating		Transfers to Foreclosed Property	
RECREATION and CONSERVATION		Other	19,475	Balance December 31, 1972	64,565.62
Beaches and Boardwalks		Total	19,475	PROPERTY ACQUIRED BY DEED OR	
Parks, Playgrounds, Shade Trees	200.00			FORECLOSURE	
Land Reclamation & Conservation		ISSUED AND OUTSTANDING		Balance January 1, 1972	34,200.00
Other Recreational Services		School		Transfers From Taxes or Liens	
EDUCATION (excluding schools)		Self-Liquidating		Sale for Cash (1972)	
Libraries		Other		Cancelled, Abated or Adjusted (1972)	
Other Educational Services		Total		Balance December 31, 1972	34,200.00
STATUTORY EXPENDITURES		EQUALIZED VALUATION BASIS		CURRENT FINANCES DECEMBER 31, 1972	
Pensions & F. I. C. A.	1,501.28	FOR NET DEBT COMPUTATION	18,222,221.33	ASSETS	
Employee Fringe Benefits		REAL PROPERTY VALUATIONS		Cash Dec. 31, 1972	513,183.67
Other Statutory Expenditures		Code Class # of Parcels % VAL'N		Taxes Receivable	171,114.81
MUNICIPAL FUNCTIONS		1 Vacant Land 995 8.80	1,161,350.00	Tax Title Liens	64,565.62
CAPITAL IMPROVEMENTS		2 Residential 1221 72.43	9,559,925.00	Foreclosed Property	34,200.00
DEBT SERVICE		3 Farm 125 12.36	1,631,600.00	Emergencies & Other Deferred Charges	70,086.55
Principal Payments		4a Commercial 38 6.41	845,925.00	State Aid Receivable	1,668.44
Interest Payments		4b Industrial		Other Receivables	17,495.76
		4c Apartments		Total	872,314.85
DEFERRED CHARGES		2383 Total	13,198,800.00	LIABILITIES, RESERVES, AND SURPLUS	
SCHOOL, COUNTY, SPECIAL DISTRICT TAXES	5,632.14	Land Area 43.40 Sq. Miles		Cash Liabilities	152,688.20
RESERVE FOR UNCOLLECTED TAXES	721,881.26	Net Valuation Taxable-Municipal	13,479,375.00	Reserves for Receivables	287,376.19
EMERGENCY EMPLOYMENT ACT OF 1971	199,653.97	Net Valuation Taxable-County	20,177,039.00	Surplus Dec. 31,	432,250.46
EXPENDITURES		State Equalization Ratio	66.25	Total	872,314.85
TOTAL	1,140,829.55				

0707

Population 1970 6,834
 Population 1972 7,090
 S & P Rating
 Moody Rating A

General Tax Rate Per \$100. 4.50
 State Equalized Tax Rate 3.32

FAIRFIELD BOROUGH — ESSEX COUNTY

Form of Government:
 Small Municipality Plan C (OMCL50)
 Number of Members on Governing Body 5

PER CAPITA: 1,010.57
 Gross Debt 426.20
 Net Debt 7.87
 Debt Service 736.60
 Total Tax Levy 255.22
 Municipal Expenditures

PER CENT: 5.32
 Gross Debt 2.24
 Net Debt 96.80
 Tax Levy Collected
 Tax Levy Cancelled, Abated or Adjusted .04

EXPENDITURES		REVENUES-REALIZED		1972 PROPERTY TAX	
GENERAL GOVERNMENT				STATE EQUALIZED TAX RATE .67	
Governing Body & Public Boards		1972 Property Taxes Collected 5,079,445.73		Local District School Taxes .67	1,030,203.34
Municipal Clerk		1972 Payments in Lieu of Taxes 236,445.27		Regional & Consolidated School Tax .88	1,352,736.46
Financial Administration 32,300.00		Delinquent Tax & Lien Collections 270,555.78		School Taxes in Municipal Budget 1.31	2,007,350.05
Assessment of Taxes 17,853.00		Business Personalty Replacement Taxes 198,167.77		County Library Taxes .43	660,104.16
Collection of Taxes 32,300.00		Other Miscellaneous Tax Revenues 30,289.88		Local Municipal Purpose Taxes .02	35,700.00
Planning, Housing & Development 19,183.00		State Aid Revenues 30,289.88		Total Taxes for Rate Computation 3.31	5,066,094.01
Human Resources 7,423.16		Federal Aid Revenues		Special District Taxes	
Elections 1,000.00		State and Local Fiscal Assistance Act Utilized		Bank Stock Taxes	10,430.14
General Administration (other) 167,800.00		Sale of Acquired Property 170,346.45		Added and Omitted Taxes	161,644.50
JUDICIARY		Other Miscellaneous Revenues 81,603.29		Total Taxes Levied - ABSTRACT	5,222,468.65
Municipal Courts 26,500.00		Other Revenues, Revenue Sharing Tax Effort 6,067,254.21		Total Taxes Billed	5,247,367.18
PUBLIC SAFETY		Prior Years Surplus Appropriated 390,000.00		1972 TAXES COLLECTED	5,079,445.73
Fire Protection 27,000.00		REVENUES TOTAL 6,457,254.21		1972 Taxes Cancelled, Abated or Adjusted	1,577.40
Police Protection 312,375.00		CAPITAL OUTLAY TOTAL 454,484.83		Transfer to Tax Title Liens or Foreclosed	32,525.58
Civil Defense & Disaster Control 5,500.00		Public Enterprises 454,484.83		Balance Outstanding Dec. 31, 1972	133,414.47
Environmental Inspection & Control 26,000.00		Recreation—Culture		PRIOR YEARS TAXES OUTSTANDING	
Other Public Safety		Public Works		Balance January 1, 1972	232,799.85
PUBLIC WORKS		Buildings and Grounds		Collected in 1972	227,645.27
Streets and Drainage 165,564.45		Library and Education		Cancelled, Abated or Adjusted 1972	
Sewers and Sewage Processing 80,000.00		Conservation		Transfers to Tax Title Liens or Foreclosed	4,174.29
Garbage and Trash Disposal 31,700.00		All Other		Balance December 31, 1972	580.29
Public Buildings and Grounds 24,500.00		CAPITAL DEBT AUTHORIZED, DECEMBER 31, 1972		TAX TITLE LIENS OUTSTANDING	
Other Public Works		ISSUED AND UNISSUED GROSS DEBT NET DEBT		Balance January 1, 1972	50,740.13
HEALTH and WELFARE		School 2,226,315		Transfers From Taxes	37,240.91
Health Services Except Environmental		Self-liquidating 2,874,893		Redeemed in 1972	8,800.00
Welfare-Public Assistance 5,521.00		Other 1,063,765		Cancelled, Abated or Adjusted (1972)	
Hospitals, Clinics, First Aid 2,000.00		Total 7,164,973		Transfers to Foreclosed Property	
Animal, Insect, & Rodent Control		ISSUED AND OUTSTANDING		Balance December 31, 1972	79,181.04
Other Welfare Services		School 3,051,315.24		PROPERTY ACQUIRED BY DEED OR FORECLOSURE	
RECREATION and CONSERVATION		Self-liquidating 2,325,000.00		Balance January 1, 1972	266,538.00
Beaches and Boardwalks 45,105.00		Other 961,165.00		Transfers From Taxes or Liens	
Parks, Playgrounds, Shade Trees 1,000.00		Total 6,337,480.24		Sale for Cash (1972)	
Land Reclamation & Conservation 5,000.00		EQUALIZED VALUATION BASIS		Cancelled, Abated or Adjusted (1972)	
Other Recreational Services		FOR NET DEBT COMPUTATION 134,787,535.00		Balance December 31, 1972	266,538.00
EDUCATION (excluding schools)		REAL PROPERTY VALUATIONS		CURRENT FINANCES DECEMBER 31, 1972	
Libraries 35,507.00		Code Class # of Parcels % VAL'N ASSESSED VALUATION		ASSETS	
Other Educational Services		1 Vacant Land 587 8.16 9,062,400.00		Cash Dec. 31, 1972	2,017,241.55
STATUTORY EXPENDITURES		2 Residential 1827 41.27 45,855,600.00		Taxes Receivable	134,394.76
Pensions & F. I. C. A. 57,942.88		3 Farm 35 .48 533,200.00		Tax Title Liens	79,181.04
Employee Fringe Benefits 19,200.00		4a Commercial 150 16.67 18,500,400.00		Foreclosed Property	266,538.00
Other Statutory Expenditures		4b Industrial 168 33.42 37,096,200.00		Emergencies & Other Deferred Charges	
MUNICIPAL FUNCTIONS		4c Apartments 2767 Total 110,997,800.00		State Aid Receivable	2,446.40
CAPITAL IMPROVEMENTS *MEMO* 160,000.00		Land Area 10.58 Sq. Miles		Other Receivables	69,127.47
DEBT SERVICE		Net Valuation Taxable-Municipal 113,254,100.00		Total	2,570,929.22
Principal Payments 19,500.00		Net Valuation Taxable-County 145,895,288.00		LIABILITIES, RESERVES, AND SURPLUS	
Interest Payments 36,300.00		State Equalization Ratio 73.92		Cash Liabilities	1,463,949.42
DEFERRED CHARGES 219,868.05				Reserves for Receivables	551,241.27
SCHOOL, COUNTY, SPECIAL DISTRICT TAXES 4,390,289.85				Surplus Dec. 31,	555,738.53
RESERVE FOR UNCOLLECTED TAXES 363,132.96				Total	2,570,929.22
EMERGENCY EMPLOYMENT ACT OF 1971					
EXPENDITURES TOTAL 6,199,824.15					

0218

Population 1970 10,698
 Population 1972 10,830
 S & P Rating
 Moody Rating

General Tax Rate Per \$100. 3.52
 State Equalized Tax Rate 2.18

FAIRVIEW BOROUGH — BERGEN COUNTY
Form of Government:
Borough Council
Number of Members on Governing Body 6

PER CAPITA:
 Gross Debt 27.74
 Net Debt 27.74
 Debt Service 1.77
 Total Tax Levy 206.32
 Municipal Expenditures 121.70

PER CENT:
 Gross Debt .32
 Net Debt .32
 Tax Levy Collected 97.99
 Tax Levy Cancelled, Abated or Adjusted .20

EXPENDITURES		REVENUES-REALIZED		1972 PROPERTY TAX	
GENERAL GOVERNMENT		1972 Property Taxes Collected		STATE EQUALIZED TAX RATE	
Governing Body & Public Boards			2,191,052.48	Local District School Taxes 1.14	1,180,965.64
Municipal Clerk		1972 Payments in Lieu of Taxes		Regional & Consolidated School Tax	
Financial Administration	5,000.00	Delinquent Tax & Lien Collections	57,871.17	School Taxes in Municipal Budget	
Assessment of Taxes	13,455.00	Business Personalty Replacement Taxes	160,149.53	County Taxes	385,143.98
Collection of Taxes	22,793.36	Taxes from Public Utilities	168,733.35	County Library Taxes	
Planning, Housing & Development	4,455.00	Other Miscellaneous Tax Revenues		Local Municipal Purpose Taxes	648,135.23
Human Resources		State Aid Revenues	41,311.22	Veteran & Senior Citizen Taxes	56,890.00
Elections		Federal Aid Revenues		Total Taxes for Rate Computation	2,271,142.85
General Administration (other)	104,204.57	State and Local Fiscal Assistance Act Utilized		Special District Taxes	
JUDICIARY		Sale of Acquired Property		Bank Stock Taxes	3,557.98
Municipal Courts	7,841.00	Other Miscellaneous Revenues	154,471.24	Added and Omitted Taxes	16,661.60
PUBLIC SAFETY		Other Revenues, Revenue Sharing Tax Effort	27,865.50	Total Taxes Levied - ABSTRACT	2,234,472.43
Fire Protection	50,142.00	Total	2,801,454.49	Total Taxes Billed	2,236,106.04
Police Protection	340,233.40	Prior Years Surplus Appropriated	125,000.00	1972 TAXES COLLECTED	2,191,052.48
Civil Defense & Disaster Control	1,974.00	REVENUES TOTAL	2,526,454.49	1972 Taxes Cancelled, Abated or Adjusted	4,571.34
Environmental Inspection & Control	4,212.50	CAPITAL OUTLAY TOTAL	13,637.42	Transfer to Tax Title Liens or Foreclosed	43.12
Other Public Safety				Balance Outstanding Dec. 31, 1972	40,439.10
PUBLIC WORKS				PRIOR YEARS TAXES OUTSTANDING	
Streets and Drainage	141,925.12	Public Enterprises		Balance January 1, 1972	54,078.82
Sewers and Sewage Processing	116,725.00	Recreation—Culture		Collected in 1972	54,078.82
Garbage and Trash Disposal	56,002.40	Public Works	2,049.50	Cancelled, Abated or Adjusted 1972	
Public Buildings and Grounds	16,865.05	Buildings and Grounds	11,587.92	Transfers to Tax Title Liens or Foreclosed	
Other Public Works		Library and Education		Balance December 31, 1972	
HEALTH and WELFARE		Conservation		TAX TITLE LIENS OUTSTANDING	
Health Services Except Environmental	15,521.00	All Other		Balance January 1, 1972	4,183.86
Welfare-Public Assistance	11,661.68	CAPITAL DEBT AUTHORIZED, DECEMBER 31, 1972		Transfers From Taxes	43.12
Hospitals, Clinics, First Aid	1,100.00	ISSUED AND UNISSUED GROSS DEBT NET DEBT		Redeemed in 1972	3,792.35
Animal, Insect, & Rodent Control		School		Cancelled, Abated or Adjusted (1972)	
Other Welfare Services		Self-Liquidating		Transfers to Foreclosed Property	
RECREATION and CONSERVATION		Other	300,400	Balance December 31, 1972	434.63
Beaches and Boardwalks		Total	300,400	PROPERTY ACQUIRED BY DEED OR FORECLOSURE	
Parks, Playgrounds, Shade Trees	7,376.00			Balance January 1, 1972	250.00
Land Reclamation & Conservation		ISSUED AND OUTSTANDING		Transfers From Taxes or Liens	
Other Recreational Services	32,196.00	School		Sale for Cash (1972)	
EDUCATION (excluding schools)		Self-Liquidating		Cancelled, Abated or Adjusted (1972)	
Libraries	17,546.55	Other	300,400.00	Balance December 31, 1972	250.00
Other Educational Services		Total	300,400.00	CURRENT FINANCES DECEMBER 31, 1972	
STATUTORY EXPENDITURES		EQUALIZED VALUATION BASIS FOR NET DEBT COMPUTATION	95,339,805.33	ASSETS	
Pensions & F. I. C. A.	68,500.00	REAL PROPERTY VALUATIONS		Cash Dec. 31, 1972	261,176.80
Employee Fringe Benefits	20,153.00	Code Class # of Parcels % VAL'N		Taxes Receivable	40,439.10
Other Statutory Expenditures		1 Vacant Land 171 1.13	649,300.00	Tax Title Liens	434.63
MUNICIPAL FUNCTIONS TOTAL	1,075,723.07	2 Residential 1743 59.84	34,472,700.00	Foreclosed Property	250.00
CAPITAL IMPROVEMENTS *MEMO*	20,000.00	3 Farm		Emergencies & Other Deferred Charges	58,188.67
DEBT SERVICE		4a Commercial 213 19.53	11,250,800.00	State Aid Receivable	5,250.83
Principal Payments	13,000.00	4b Industrial 131 13.38	7,710,100.00	Other Receivables	
Interest Payments	6,190.00	4c Apartments 46 6.12	3,526,850.00	Total	365,740.03
		2304 Total	57,605,750.00	LIABILITIES, RESERVES, AND SURPLUS	
DEFERRED CHARGES	14,570.66	Land Area .90 Sq. Miles		Cash Liabilities	151,032.55
SCHOOL, COUNTY, SPECIAL DISTRICT TAXES	1,566,113.62	Net Valuation Taxable-Municipal	57,946,325.00	Reserves for Receivables	41,123.73
RESERVE FOR UNCOLLECTED TAXES	85,586.67	Net Valuation Taxable-County	101,196,308.00	Surplus Dec. 31,	177,583.75
EMERGENCY EMPLOYMENT ACT OF 1971	118,488.50	State Equalization Ratio	55.82	Total	365,740.03
EXPENDITURES TOTAL	2,884,072.52				

2005

Population 1970 8,920
 Population 1972 10,000
 S & P Rating
 Moody Rating

General Tax Rate Per \$100. 3.71
 State Equalized Tax Rate 3.65

FANWOOD BOROUGH — UNION COUNTY
Form of Government:
Borough Council
Number of Members on Governing Body 6

PER CAPITA:
 Gross Debt 395.78
 Net Debt 92.60
 Debt Service 5.53
 Total Tax Levy 321.57
 Municipal Expenditures 118.66

PER CENT:
 Gross Debt 5.01
 Net Debt 1.16
 Tax Levy Collected 98.02
 Tax Levy Cancelled, Abated or Adjusted .12

EXPENDITURES		REVENUES-REALIZED		1972 PROPERTY TAX	
GENERAL GOVERNMENT				STATE EQUALIZED TAX RATE →	
Governing Body & Public Boards		1972 Property Taxes Collected	3,154,511.61	Local District School Taxes	
Municipal Clerk		1972 Payments in Lieu of Taxes		Regional & Consolidated School Tax	2,272,482.79
Financial Administration	13,010.00	Delinquent Tax & Lien Collections	62,009.26	School Taxes in Municipal Budget	
Assessment of Taxes	13,000.00	Business Personalty Replacement Taxes	23,104.93	County Taxes	426,333.85
Collection of Taxes	7,650.00	Taxes from Public Utilities	216,685.47	County Library Taxes	
Planning, Housing & Development	5,300.00	Other Miscellaneous Tax Revenues		Local Municipal Purpose Taxes	500,380.64
Human Resources		State Aid Revenues	35,404.46	Veteran & Senior Citizen Taxes	51,750.00
Elections		Federal Aid Revenues		Total Taxes for Rate Computation	3,250,947.28
General Administration (other)	117,102.00	State and Local Fiscal Assistance Act Utilized		Special District Taxes	
JUDICIARY		Sale of Acquired Property	35,483.90	Bank Stock Taxes	3,957.36
Municipal Courts	9,550.00	Other Miscellaneous Revenues	17,855.77	Added and Omitted Taxes	12,515.41
PUBLIC SAFETY		Other Revenues, Revenue Sharing Tax Effort	3,545,055.40	Total Taxes Levied - ABSTRACT	3,215,670.05
Fire Protection	39,330.00	Prior Years Surplus Appropriated	383,500.00	Total Taxes Billed	3,218,076.00
Police Protection	263,576.00	REVENUES TOTAL	3,528,555.40	1972 TAXES COLLECTED	3,154,511.61
Civil Defense & Disaster Control	1,500.00	CAPITAL OUTLAY TOTAL	184,182.35	1972 Taxes Cancelled, Abated or Adjusted	3,566.90
Environmental Inspection & Control		Public Enterprises		Transfer to Tax Title Liens or Foreclosed	2,303.91
Other Public Safety		Recreation—Culture	265.00	Balance Outstanding Dec. 31, 1972	57,293.58
PUBLIC WORKS		Public Works	183,917.35	PRIOR YEARS TAXES OUTSTANDING	
Streets and Drainage	149,275.00	Buildings and Grounds		Balance January 1, 1972	63,515.84
Sewers and Sewage Processing	52,100.00	Library and Education		Collected in 1972	57,632.42
Garbage and Trash Disposal		Conservation		Cancelled, Abated or Adjusted 1972	477.73
Public Buildings and Grounds		All Other		Transfers to Tax Title Liens or Foreclosed	
Other Public Works				Balance December 31, 1972	5,405.65
HEALTH and WELFARE				TAX TITLE LIENS OUTSTANDING	
Health Services Except Environmental	8,065.00			Balance January 1, 1972	7,126.33
Welfare-Public Assistance	3,875.00			Transfers From Taxes	2,303.91
Hospitals, Clinics, First Aid	4,400.00			Redeemed in 1972	4,376.64
Animal, Insect, & Rodent Control	2,850.00			Cancelled, Abated or Adjusted (1972)	
Other Welfare Services				Transfers to Foreclosed Property	
RECREATION and CONSERVATION				Balance December 31, 1972	5,053.40
Beaches and Boardwalks				PROPERTY ACQUIRED BY DEED OR FORECLOSURE	
Parks, Playgrounds, Shade Trees	50,900.00			Balance January 1, 1972	5,800.00
Land Reclamation & Conservation				Transfers From Taxes or Liens	
Other Recreational Services	1,200.00			Sale for Cash (1972)	
EDUCATION (excluding schools)				Cancelled, Abated or Adjusted (1972)	
Libraries	50,000.00			Balance December 31, 1972	5,800.00
Other Educational Services				CURRENT FINANCES DECEMBER 31, 1972	
STATUTORY EXPENDITURES				ASSETS	
Pensions & F. I. C. A.	48,370.00			Cash Dec. 31, 1972	741,138.60
Employee Fringe Benefits	13,605.00			Taxes Receivable	62,699.27
Other Statutory Expenditures				Tax Title Liens	5,053.40
MUNICIPAL FUNCTIONS				Foreclosed Property	5,800.00
CAPITAL IMPROVEMENTS				Emergencies & Other Deferred Charges	20,520.00
DEBT SERVICE				State Aid Receivable	17,441.00
Principal Payments	43,500.00			Other Receivables	1,559.49
Interest Payments	11,400.00			Total	854,251.76
DEFERRED CHARGES				LIABILITIES, RESERVES, AND SURPLUS	
SCHOOL, COUNTY, SPECIAL DISTRICT TAXES	6,280.00			Cash Liabilities	265,517.52
RESERVE FOR UNCOLLECTED TAXES	2,698,816.64			Reserves for Receivables	75,152.16
EMERGENCY EMPLOYMENT ACT OF 1971	270,400.00			Surplus Dec. 31,	513,582.08
EXPENDITURES TOTAL	3,885,454.64			Total	854,251.76

1807

Population 1970 780
 Population 1972 790
 S & P Rating
 Moody Rating

General Tax Rate Per \$100. 5.12
 State Equalized Tax Rate 1.43

FAR HILLS BOROUGH — SOMERSET COUNTY

Form of Government:

Borough Council

Number of Members on Governing Body 6

PER CAPITA:

Gross Debt 48.10
 Net Debt 48.10
 Debt Service
 Total Tax Levy 417.24
 Municipal Expenditures 161.66

PER CENT:

Gross Debt .20
 Net Debt .20
 Tax Levy Collected 97.41
 Tax Levy Cancelled, Abated or Adjusted .73

EXPENDITURES		REVENUES-REALIZED		1972 PROPERTY TAX	
GENERAL GOVERNMENT				STATE EQUALIZED TAX RATE .73	169,000.00
Governing Body & Public Boards		1972 Property Taxes Collected	321,697.01	Local District School Taxes	
Municipal Clerk		1972 Payments in Lieu of Taxes		Regional & Consolidated School Tax	
Financial Administration	3,350.00	Delinquent Tax & Lien Collections		School Taxes in Municipal Budget	
Assessment of Taxes	3,830.00	Business Personalty Replacement Taxes	7,213.96	County Taxes	.39 91,220.67
Collection of Taxes	1,700.00	Taxes from Public Utilities	11,638.20	County Library Taxes	.02 4,241.79
Planning, Housing & Development	1,750.00	Other Miscellaneous Tax Revenues		Local Municipal Purpose Taxes	.28 63,678.91
Human Resources		State Aid Revenues	3,680.12	Veteran & Senior Citizen Taxes	.01 3,370.00
Elections		Federal Aid Revenues		Total Taxes for Rate Computation	1.43 331,511.37
General Administration (other)	15,050.00	State and Local Fiscal Assistance Act Utilized		Special District Taxes	
JUDICIARY		Sale of Acquired Property		Bank Stock Taxes	529.09
Municipal Courts	1,750.00	Other Miscellaneous Revenues	18,043.36	Added and Omitted Taxes	545.28
PUBLIC SAFETY		Other Revenues, Revenue Sharing Tax Effort	5,272.45	Total Taxes Levied - ABSTRACT	329,615.74
Fire Protection	4,250.00	Total	367,545.10	Total Taxes Billed	330,242.79
Police Protection	33,550.00	Prior Years Surplus Appropriated	35,000.00	1972 TAXES COLLECTED	321,697.01
Civil Defense & Disaster Control	50.00	REVENUES TOTAL	402,545.10	1972 Taxes Cancelled, Abated or Adjusted	2,394.88
Environmental Inspection & Control	1,300.00			Transfer to Tax Title Liens or Foreclosed	
Other Public Safety		CAPITAL OUTLAY TOTAL		Balance Outstanding Dec. 31, 1972	6,150.90
PUBLIC WORKS				PRIOR YEARS TAXES OUTSTANDING	
Streets and Drainage	17,750.00	Public Enterprises		Balance January 1, 1972	6,588.45
Sewers and Sewage Processing	8,850.00	Recreation—Culture		Collected in 1972	6,588.45
Garbage and Trash Disposal	1,650.00	Public Works		Cancelled, Abated or Adjusted 1972	
Public Buildings and Grounds	6,000.00	Buildings and Grounds		Transfers to Tax Title Liens or Foreclosed	
Other Public Works		Library and Education		Balance December 31, 1972	
HEALTH and WELFARE		Conservation		TAX TITLE LIENS OUTSTANDING	
Health Services Except Environmental	800.00	All Other		Balance January 1, 1972	
Welfare-Public Assistance	100.00			Transfers From Taxes	
Hospitals, Clinics, First Aid	600.00	CAPITAL DEBT AUTHORIZED, DECEMBER 31, 1972		Redeemed in 1972	
Animal, Insect, & Rodent Control		ISSUED AND UNISSUED		Cancelled, Abated or Adjusted (1972)	
Other Welfare Services		School		Transfers to Foreclosed Property	
RECREATION and CONSERVATION		Self-Liquidating		Balance December 31, 1972	
Beaches and Boardwalks		Other	38,000	PROPERTY ACQUIRED BY DEED OR	
Parks, Playgrounds, Shade Trees	4,200.00	Total	38,000	FORECLOSURE	
Land Reclamation & Conservation	50.00			Balance January 1, 1972	
Other Recreational Services		ISSUED AND OUTSTANDING		Transfers From Taxes or Liens	
EDUCATION (excluding schools)		School		Sale for Cash (1972)	
Libraries	800.00	Self-Liquidating		Cancelled, Abated or Adjusted (1972)	
Other Educational Services		Other		Balance December 31, 1972	
STATUTORY EXPENDITURES		Total		CURRENT FINANCES DECEMBER 31, 1972	
Pensions & F. I. C. A.	3,730.00	EQUALIZED VALUATION BASIS		ASSETS	
Employee Fringe Benefits		FOR NET DEBT COMPUTATION	18,684,134.33	Cash Dec. 31, 1972	87,771.99
Other Statutory Expenditures		REAL PROPERTY VALUATIONS		Taxes Receivable	6,150.90
MUNICIPAL FUNCTIONS		Code Class # of Parcels % VAL'N		Tax Title Liens	
CAPITAL IMPROVEMENTS	111,110.00	1 Vacant Land 44 6.85	440,525.00	Foreclosed Property	
DEBT SERVICE	4,000.00	2 Residential 181 81.77	5,261,750.00	Emergencies & Other Deferred Charges	3,100.00
Principal Payments		3 Farm 7 2.72	175,180.00	State Aid Receivable	320.00
Interest Payments		4a Commercial 19 8.66	557,350.00	Other Receivables	577.65
DEFERRED CHARGES	150.00	4b Industrial		Total	97,920.54
SCHOOL, COUNTY, SPECIAL DISTRICT TAXES	264,462.46	4c Apartments		LIABILITIES, RESERVES, AND SURPLUS	
RESERVE FOR UNCOLLECTED TAXES	16,448.00	251 Total	6,434,805.00	Cash Liabilities	30,031.83
EMERGENCY EMPLOYMENT ACT OF 1971		Land Area 4.90 Sq. Miles		Reserves for Receivables	6,728.55
EXPENDITURES TOTAL	392,170.46	Net Valuation Taxable-Municipal	6,486,102.00	Surplus Dec. 31,	61,160.16
		Net Valuation Taxable-County	18,699,801.00	Total	97,920.54
		State Equalization Ratio	28.03		

1314

Population 1970 1,148
 Population 1972 1,350
 S & P Rating
 Moody Rating

General Tax Rate Per \$100. 4.46
 State Equalized Tax Rate 3.80

FARMINGDALE BOROUGH — MONMOUTH COUNTY

Form of Government:
 Borough Council
 Number of Members on Governing Body 6

PER CAPITA:
 Gross Debt 337.20
 Net Debt 50.83
 Debt Service 4.13
 Total Tax Levy 235.79
 Municipal Expenditures 77.85

PER CENT:
 Gross Debt 6.81
 Net Debt 1.03
 Tax Levy Collected 95.56
 Tax Levy Cancelled, Abated or Adjusted .05

EXPENDITURES		REVENUES-REALIZED		1972 PROPERTY TAX	
GENERAL GOVERNMENT				STATE EQUALIZED TAX RATE 1.41	
Governing Body & Public Boards		1972 Property Taxes Collected 304,276.79		Local District School Taxes	114,798.00
Municipal Clerk		1972 Payments in Lieu of Taxes 13,724.53		Regional & Consolidated School Tax	109,532.47
Financial Administration	1,750.00	Delinquent Tax & Lien Collections 15,103.18		School Taxes in Municipal Budget	
Assessment of Taxes	2,875.00	Business Personalty Replacement Taxes 15,258.28		County Taxes	50,203.09
Collection of Taxes	1,125.00	Taxes from Public Utilities		County Library Taxes	1,892.46
Planning, Housing & Development	1,350.00	Other Miscellaneous Tax Revenues		Local Municipal Purpose Taxes	27,011.52
Human Resources		State Aid Revenues 5,354.93		Veteran & Senior Citizen Taxes	6,560.00
Elections	400.00	Federal Aid Revenues 5,549.02		Total Taxes for Rate Computation	310,357.54
General Administration (other)	16,233.00	State and Local Fiscal Assistance Act Utilized		Special District Taxes	
JUDICIARY		Sale of Acquired Property		Bank Stock Taxes	2,957.68
Municipal Courts	2,000.00	Other Miscellaneous Revenues 9,038.55		Added and Omitted Taxes	11,515.72
PUBLIC SAFETY		Other Revenues, Revenue Sharing Tax Effort 2,286.67		Total Taxes Levied - ABSTRACT	318,310.94
Fire Protection	4,430.00	Total 370,992.35		Total Taxes Billed	318,429.61
Police Protection	2,500.00	Prior Years Surplus Appropriated 20,000.00		1972 TAXES COLLECTED	304,276.79
Civil Defense & Disaster Control	50.00	REVENUES TOTAL 350,992.35		1972 Taxes Cancelled, Abated or Adjusted	160.00
Environmental Inspection & Control		CAPITAL OUTLAY TOTAL 5,572.72		Transfer to Tax Title Liens or Foreclosed	142.78
Other Public Safety		Public Enterprises 3,010.72		Balance Outstanding Dec. 31, 1972	13,850.04
PUBLIC WORKS		Recreation—Culture 2,562.00		PRIOR YEARS TAXES OUTSTANDING	
Streets and Drainage	15,852.00	Public Works		Balance January 1, 1972	13,773.54
Sewers and Sewage Processing		Buildings and Grounds		Collected in 1972	13,659.19
Garbage and Trash Disposal	1,150.00	Library and Education		Cancelled, Abated or Adjusted 1972	
Public Buildings and Grounds	5,750.00	Conservation		Transfers to Tax Title Liens or Foreclosed	
Other Public Works		All Other		Balance December 31, 1972	114.75
HEALTH and WELFARE		CAPITAL DEBT AUTHORIZED, DECEMBER 31, 1972		TAX TITLE LIENS OUTSTANDING	
Health Services Except Environmental	1,255.00	ISSUED AND UNISSUED GROSS DEBT NET DEBT		Balance January 1, 1972	4,251.25
Welfare-Public Assistance	100.00	School 178,088		Transfers From Taxes	142.78
Hospitals, Clinics, First Aid		Self-liquidating 208,514		Redeemed in 1972	65.74
Animal, Insect, & Rodent Control	100.00	Other 68,616		Cancelled, Abated or Adjusted (1972)	
Other Welfare Services		Total 455,219		Transfers to Foreclosed Property	
RECREATION and CONSERVATION		ISSUED AND OUTSTANDING		Balance December 31, 1972	4,328.25
Beaches and Boardwalks		School 178,088.04		PROPERTY ACQUIRED BY DEED OR FORECLOSURE	
Parks, Playgrounds, Shade Trees	591.60	Self-Liquidating 135,500.00		Balance January 1, 1972	2,500.00
Land Reclamation & Conservation		Other 45,000.00		Transfers From Taxes or Liens	
Other Recreational Services		Total 362,588.04		Sale for Cash (1972)	
EDUCATION (excluding schools)		EQUALIZED VALUATION BASIS		Cancelled, Abated or Adjusted (1972)	
Libraries	340.00	FOR NET DEBT COMPUTATION 6,687,300.33		Balance December 31, 1972	2,500.00
Other Educational Services		REAL PROPERTY VALUATIONS		CURRENT FINANCES DECEMBER 31, 1972	
STATUTORY EXPENDITURES		Code Class # of Parcels % VAL'N ASSESSED VALUATION		ASSETS	
Pensions & F. I. C. A.	1,400.00	1 Vacant Land 57 3.49 226,700.00		Cash Dec. 31, 1972	139,517.82
Employee Fringe Benefits	328.40	2 Residential 261 65.31 4,244,000.00		Taxes Receivable	13,564.75
Other Statutory Expenditures		3 Farm 4 .82 52,500.00		Tax Title Liens	4,328.29
MUNICIPAL FUNCTIONS TOTAL 60,020.00		4a Commercial 26 16.81 1,052,500.00		Foreclosed Property	2,500.00
CAPITAL IMPROVEMENTS *MEMO* 2,000.00		4b Industrial 6 11.55 750,400.00		Emergencies & Other Deferred Charges	2,400.00
DEBT SERVICE		4c Apartments 1 2.03 132,100.00		State Aid Receivable	
Principal Payments	5,000.00	Total 355 6,458,600.00		Other Receivables	5,605.59
Interest Payments	568.75	Land Area .50 Sq. Miles		Total	168,716.89
DEFERRED CHARGES	9,600.00	Net Valuation Taxable-Municipal 6,555,508.00		LIABILITIES, RESERVES, AND SURPLUS	
SCHOOL, COUNTY, SPECIAL DISTRICT TAXES	276,826.02	Net Valuation Taxable-County 7,454,438.00		Cash Liabilities	54,756.65
RESERVE FOR UNCOLLECTED TAXES	20,937.64	State Equalization Ratio 85.40		Reserves for Receivables	26,399.07
EMERGENCY EMPLOYMENT ACT OF 1971	8,571.20			Surplus Dec. 31,	47,561.17
EXPENDITURES TOTAL 381,923.61				Total	168,716.89

0314

Population 1970 615
 Population 1972 620
 S & P Rating
 Moody Rating

General Tax Rate Per \$100. 4.54
 State Equalized Tax Rate 3.55

FIELDSBORO BOROUGH — BURLINGTON CO.

Form of Government:

Borough Council

Number of Members on Governing Body 6

PER CAPITA:

Gross Debt

Net Debt

Debt Service

Total Tax Levy

Municipal Expenditures

220.07

189.19

PER CENT:

Gross Debt

Net Debt

Tax Levy Collected \$3.28

Tax Levy Cancelled, Abated

or Adjusted 1.67

EXPENDITURES		REVENUES-REALIZED		1972 PROPERTY TAX	
GENERAL GOVERNMENT		1972 Property Taxes Collected		STATE EQUALIZED TAX RATE	
Governing Body & Public Boards			113,761.55	Local District School Taxes	2.85
Municipal Clerk		1972 Payments in Lieu of Taxes	20,390.09	Regional & Consolidated School Tax	
Financial Administration	2,720.00	Delinquent Tax & Lien Collections	61,768.87	School Taxes in Municipal Budget	
Assessment of Taxes	600.00	Business Personalty Replacement Taxes	10,629.43	County Taxes	.92
Collection of Taxes	1,540.00	Taxes from Public Utilities	13,535.50	County Library Taxes	.04
Planning, Housing & Development	75.00	Other Miscellaneous Tax Revenues		Local Municipal Purpose Taxes	
Human Resources		State Aid Revenues		Veteran & Senior Citizen Taxes	.11
Elections		Federal Aid Revenues		Total Taxes for Rate Computation	3.96
General Administration (other)	10,460.00	State and Local Fiscal Assistance Act Utilized		Special District Taxes	
JUDICIARY		Sale of Acquired Property	2,760.50	Bank Stock Taxes	
Municipal Courts	1,800.00	Other Miscellaneous Revenues	4,069.26	Added and Omitted Taxes	22.82
PUBLIC SAFETY		Other Revenues, Revenue Sharing Tax Effort	226,915.60	Total Taxes Levied - ABSTRACT	136,444.56
Fire Protection	375.00	Prior Years Surplus Appropriated	22,000.00	Total Taxes Billed	136,602.22
Police Protection	4,150.00	REVENUES TOTAL	248,915.60	1972 TAXES COLLECTED	113,761.55
Civil Defense & Disaster Control	125.00			1972 Taxes Cancelled, Abated or Adjusted	2,286.67
Environmental Inspection & Control	300.00			Transfer to Tax Title Liens or Foreclosed	2,531.15
Other Public Safety				Balance Outstanding Dec. 31, 1972	18,022.85
PUBLIC WORKS		CAPITAL OUTLAY TOTAL		PRIOR YEARS TAXES OUTSTANDING	
Streets and Drainage	25,400.00	Public Enterprises		Balance January 1, 1972	17,849.68
Sewers and Sewage Processing	2,365.00	Recreation—Culture		Collected in 1972	17,849.68
Garbage and Trash Disposal	12,000.00	Public Works		Cancelled, Abated or Adjusted 1972	
Public Buildings and Grounds	75.00	Buildings and Grounds		Transfers to Tax Title Liens or Foreclosed	
Other Public Works		Library and Education		Balance December 31, 1972	
HEALTH and WELFARE		Conservation		TAX TITLE LIENS OUTSTANDING	
Health Services Except Environmental	500.00	All Other		Balance January 1, 1972	6,636.10
Welfare-Public Assistance	475.00			Transfers From Taxes	2,531.15
Hospitals, Clinics, First Aid		CAPITAL DEBT AUTHORIZED, DECEMBER 31, 1972		Redeemed in 1972	2,540.41
Animal, Insect, & Rodent Control	585.00	ISSUED AND UNISSUED		Cancelled, Abated or Adjusted (1972)	
Other Welfare Services		School		Transfers to Foreclosed Property	
RECREATION and CONSERVATION		Self-Liquidating		Balance December 31, 1972	6,626.84
Beaches and Boardwalks		Other		PROPERTY ACQUIRED BY DEED OR	
Parks, Playgrounds, Shade Trees	3,300.00	Total		FORECLOSURE	
Land Reclamation & Conservation		ISSUED AND OUTSTANDING		Balance January 1, 1972	300.00
Other Recreational Services		School		Transfers From Taxes or Liens	
EDUCATION (excluding schools)		Self-Liquidating		Sale for Cash (1972)	
Libraries	50.00	Other		Cancelled, Abated or Adjusted (1972)	
Other Educational Services	17,800.00	Total		Balance December 31, 1972	300.00
STATUTORY EXPENDITURES		EQUALIZED VALUATION BASIS		CURRENT FINANCES DECEMBER 31, 1972	
Pensions & F. I. C. A.	850.00	FOR NET DEBT COMPUTATION	3,340,703.33	ASSETS	
Employee Fringe Benefits		REAL PROPERTY VALUATIONS		Cash Dec. 31, 1972	59,264.15
Other Statutory Expenditures		Code Class # of Parcels % VAL'N		Taxes Receivable	18,022.85
MUNICIPAL FUNCTIONS		1 Vacant Land 20 2.21	62,100.00	Tax Title Liens	6,626.84
CAPITAL IMPROVEMENTS	9,500.00	2 Residential 168 60.69	1,705,000.00	Foreclosed Property	300.00
DEBT SERVICE		3 Farm		Emergencies & Other Deferred Charges	
Principal Payments		4a Commercial 6 5.40	152,200.00	State Aid Receivable	8,142.62
Interest Payments		4b Industrial 1 31.25	880,000.00	Other Receivables	1,025.00
DEFERRED CHARGES	1,700.00	4c Apartments 1 .46	12,850.00	Total	93,381.46
SCHOOL, COUNTY, SPECIAL DISTRICT TAXES	136,421.74	Total	2,816,150.00	LIABILITIES, RESERVES, AND SURPLUS	
RESERVE FOR UNCOLLECTED TAXES	26,055.00	Land Area .30 Sq. Miles		Cash Liabilities	36,746.15
EMERGENCY EMPLOYMENT ACT OF 1971		Net Valuation Taxable-Municipal	2,835,664.00	Reserves for Receivables	25,574.65
EXPENDITURES		Net Valuation Taxable-County	5,203,204.00	Surplus Dec. 31,	30,660.62
TOTAL	253,721.74	State Equalization Ratio	80.04	Total	93,381.46

1009

Population 1970 3,917
 Population 1972 4,075
 S & P Rating
 Moody Rating A

General Tax Rate Per \$100. 3.03
 State Equalized Tax Rate 2.77

FLEMINGTON BOROUGH — HUNTERDON CO.
 Form of Government:
 Borough Council
 Number of Members on Governing Body 6

PER CAPITA:
 Gross Debt 531.54
 Net Debt 14.72
 Debt Service .74
 Total Tax Levy 327.79
 Municipal Expenditures 181.99

PER CENT:
 Gross Debt 4.95
 Net Debt .14
 Tax Levy Collected 95.05
 Tax Levy Cancelled, Abated or Adjusted .04

EXPENDITURES		REVENUES-REALIZED		1972 PROPERTY TAX	
GENERAL GOVERNMENT				STATE EQUALIZED TAX RATE 1.13	
Governing Body & Public Boards		1972 Property Taxes Collected	1,274,125.49	Local District School Taxes	541,546.66
Municipal Clerk		1972 Payments in Lieu of Taxes		Regional & Consolidated School Tax	472,120.07
Financial Administration	6,900.00	Delinquent Tax & Lien Collections	64,028.49	School Taxes in Municipal Budget	
Assessment of Taxes	5,550.00	Business Personalty Replacement Taxes	64,635.00	County Taxes	225,360.64
Collection of Taxes	6,200.00	Taxes from Public Utilities	58,229.50	County Library Taxes	
Planning, Housing & Development	6,150.00	Other Miscellaneous Tax Revenues		Local Municipal Purpose Taxes	61,652.39
Human Resources		State Aid Revenues	41,878.38	Veteran & Senior Citizen Taxes	17,845.00
Elections		Federal Aid Revenues		Total Taxes for Rate Computation	1,222,524.76
General Administration (other)	85,835.00	State and Local Fiscal Assistance Act Utilized		Special District Taxes	
JUDICIARY		Sale of Acquired Property		Bank Stock Taxes	16,607.49
Municipal Courts	8,400.00	Other Miscellaneous Revenues	54,054.67	Added and Omitted Taxes	14,470.30
PUBLIC SAFETY		Other Revenues, Revenue Sharing Tax Effort	28,544.45	Total Taxes Levied - ABSTRACT	1,335,757.55
Fire Protection	25,425.00	Total	1,585,899.98	Total Taxes Billed	1,340,421.76
Police Protection	104,560.00	Prior Years Surplus Appropriated	481,000.00	1972 TAXES COLLECTED	1,274,125.49
Civil Defense & Disaster Control	300.00	REVENUES TOTAL	2,066,899.98	1972 Taxes Cancelled, Abated or Adjusted	525.82
Environmental Inspection & Control	4,488.00	CAPITAL OUTLAY TOTAL	97,983.43	Transfer to Tax Title Liens or Foreclosed	
Other Public Safety				Balance Outstanding Dec. 31, 1972	65,766.53
PUBLIC WORKS				PRIOR YEARS TAXES OUTSTANDING	
Streets and Drainage	174,913.61	Public Enterprises	3,600.00	Balance January 1, 1972	66,887.23
Sewers and Sewage Processing	33,000.00	Recreation—Culture		Collected in 1972	64,028.49
Garbage and Trash Disposal	42,540.00	Public Works		Cancelled, Abated or Adjusted 1972	2,821.76
Public Buildings and Grounds	6,400.00	Buildings and Grounds	54,283.43	Transfers to Tax Title Liens or Foreclosed	
Other Public Works	32,560.00	Library and Education		Balance December 31, 1972	36.98
HEALTH and WELFARE		Conservation		TAX TITLE LIENS OUTSTANDING	
Health Services Except Environmental	1,690.00	All Other		Balance January 1, 1972	
Welfare-Public Assistance	575.00	CAPITAL DEBT AUTHORIZED, DECEMBER 31, 1972		Transfers From Taxes	
Hospitals, Clinics, First Aid		ISSUED AND UNISSUED GROSS DEBT NET DEBT		Redeemed in 1972	
Animal, Insect, & Rodent Control	800.00	School 1,312,017		Cancelled, Abated or Adjusted (1972)	
Other Welfare Services		Self-liquidating 794,000		Transfers to Foreclosed Property	
RECREATION and CONSERVATION		Other 60,000	60,000	Balance December 31, 1972	
Beaches and Boardwalks		Total 2,166,017	60,000	PROPERTY ACQUIRED BY DEED OR	
Parks, Playgrounds, Shade Trees	2,670.76			FORECLOSURE	
Land Reclamation & Conservation		ISSUED AND OUTSTANDING		Balance January 1, 1972	
Other Recreational Services	3,100.00	School 1,212,017.85		Transfers From Taxes or Liens	
EDUCATION (excluding schools)		Self-Liquidating 794,000.00		Sale for Cash (1972)	
Libraries	35,100.00	Other		Cancelled, Abated or Adjusted (1972)	
Other Educational Services	4,000.00	Total	2,106,017.85	Balance December 31, 1972	
STATUTORY EXPENDITURES		EQUALIZED VALUATION BASIS		CURRENT FINANCES DECEMBER 31, 1972	
Pensions & F. I. C. A.	20,446.00	FOR NET DEBT COMPUTATION	43,789,623.33	ASSETS	
Employee Fringe Benefits	6,000.00	REAL PROPERTY VALUATIONS		Cash Dec. 31, 1972	215,110.45
Other Statutory Expenditures		Code Class # of Parcels % VAL'N		Taxes Receivable	65,803.51
MUNICIPAL FUNCTIONS TOTAL	618,803.37	1 Vacant Land 70 3.37	1,399,375.00	Tax Title Liens	
CAPITAL IMPROVEMENTS **MEMJ*	181,848.85	2 Residential 760 46.03	15,115,085.00	Foreclosed Property	
DEBT SERVICE		3 Farm 6 .34	141,250.00	Emergencies & Other Deferred Charges	22,932.36
Principal Payments		4a Commercial 161 37.96	15,768,825.00	State Aid Receivable	26,000.00
Interest Payments	3,000.00	4b Industrial		Other Receivables	81,752.73
DEFERRED CHARGES	24,315.00	4c Apartments 8 12.30	5,110,600.00	Total	415,595.05
SCHOOL, COUNTY, SPECIAL DISTRICT TAXES	1,243,027.37	1005 Total	41,535,135.00	LIABILITIES, RESERVES, AND SURPLUS	
RESERVE FOR UNCOLLECTED TAXES	55,487.25	Land Area 1.10 Sq. Miles		Cash Liabilities	134,778.52
EMERGENCY EMPLOYMENT ACT OF 1971		Net Valuation Taxable-Municipal	43,771,349.00	Reserves for Receivables	147,556.24
EXPENDITURES TOTAL	1,584,632.59	Net Valuation Taxable-County	48,891,402.00	Surplus Dec. 31,	133,264.29
		State Equalization Ratio	91.48	Total	415,595.05

0315

Population 1970 8,560
 Population 1972 8,800
 S & P Rating
 Moody Rating

General Tax Rate Per \$100. 4.01
 State Equalized Tax Rate 3.33

FLORENCE TOWNSHIP — BURLINGTON COUNTY
Form of Government:
Mayor-Council Plan F (OMCL50)
Number of Members on Governing Body 5

PER CAPITA:
 Gross Debt 231.76
 Net Debt 66.78
 Debt Service 4.55
 Total Tax Levy 258.57
 Municipal Expenditures 120.97

PER CENT:
 Gross Debt 3.18
 Net Debt .92
 Tax Levy Collected 94.12
 Tax Levy Cancelled, Abated or Adjusted .11

EXPENDITURES		REVENUES-REALIZED		1972 PROPERTY TAX	
GENERAL GOVERNMENT				STATE EQUALIZED TAX RATE	
Governing Body & Public Boards		1972 Property Taxes Collected	2,143,796.26	Local District School Taxes 2.25	1,560,686.92
Municipal Clerk		1972 Payments in Lieu of Taxes	2,670.37	Regional & Consolidated School Tax	
Financial Administration	15,350.00	Delinquent Tax & Lien Collections	140,729.58	School Taxes in Municipal Budget	
Assessment of Taxes	6,875.00	Business Personalty Replacement Taxes	338,078.26	County Taxes .71	453,708.13
Collection of Taxes	16,350.00	Taxes from Public Utilities	207,204.81	County Library Taxes .03	19,568.61
Planning, Housing & Development	3,650.00	Other Miscellaneous Tax Revenues		Local Municipal Purpose Taxes .24	168,863.32
Human Resources		State Aid Revenues	34,598.56	Veteran & Senior Citizen Taxes .10	72,120.00
Elections		Federal Aid Revenues	96,587.72	Total Taxes for Rate Computation 3.33	2,315,346.98
General Administration (other)	95,048.21	State and Local Fiscal Assistance Act Utilized		Special District Taxes	
JUDICIARY		Sale of Acquired Property		Bank Stock Taxes	4,136.68
Municipal Courts	8,650.00	Other Miscellaneous Revenues	26,055.92	Added and Omitted Taxes	28,010.24
PUBLIC SAFETY		Other Revenues, Revenue Sharing Tax Effort	29,502.86	Total Taxes Levied - ABSTRACT	2,275,373.90
Fire Protection	15,150.00	Total	3,019,224.34	Total Taxes Billed	2,277,841.10
Police Protection	161,900.00	Prior Years Surplus Appropriated	165,550.00	1972 TAXES COLLECTED	2,143,756.26
Civil Defense & Disaster Control	2,500.00	REVENUES TOTAL	3,184,774.34	1972 Taxes Cancelled, Abated or Adjusted	2,424.06
Environmental Inspection & Control	1,435.00	CAPITAL OUTLAY TOTAL	269,626.16	Transfer to Tax Title Liens or Foreclosed	8,184.75
Other Public Safety		Public Enterprises	137,740.85	Balance Outstanding Dec. 31, 1972	123,436.03
PUBLIC WORKS		Recreation—Culture	828.78	PRIOR YEARS TAXES OUTSTANDING	
Streets and Drainage	147,225.00	Public Works	91,364.35	Balance January 1, 1972	128,102.54
Sewers and Sewage Processing		Buildings and Grounds	39,692.18	Collected in 1972	126,240.37
Garbage and Trash Disposal	88,900.00	Library and Education		Cancelled, Abated or Adjusted 1972	516.27
Public Buildings and Grounds	20,200.00	Conservation		Transfers to Tax Title Liens or Foreclosed	656.80
Other Public Works		All Other		Balance December 31, 1972	249.50
HEALTH and WELFARE		CAPITAL DEBT AUTHORIZED, DECEMBER 31, 1972		TAX TITLE LIENS OUTSTANDING	
Health Services Except Environmental	5,600.00	ISSUED AND UNISSUED		Balance January 1, 1972	30,631.62
Welfare-Public Assistance	3,200.00	School	603,000	Transfers From Taxes	8,557.54
Hospitals, Clinics, First Aid		Self-liquidating	848,750	Redeemed in 1972	14,489.21
Animal, Insect, & Rodent Control		Other	587,700	Cancelled, Abated or Adjusted (1972)	353.57
Other Welfare Services		Total	2,039,450	Transfers to Foreclosed Property	
RECREATION and CONSERVATION		ISSUED AND OUTSTANDING		Balance December 31, 1972	24,746.38
Beaches and Boardwalks		School	603,000.00	PROPERTY ACQUIRED BY DEED OR FORECLOSURE	
Parks, Playgrounds, Shade Trees	18,865.00	Self-Liquidating	711,000.00	Balance January 1, 1972	2,690.01
Land Reclamation & Conservation		Other	410,000.00	Transfers From Taxes or Liens	
Other Recreational Services	26,100.00	Total	1,724,000.00	Sale for Cash (1972)	
EDUCATION (excluding schools)		EQUALIZED VALUATION BASIS		Cancelled, Abated or Adjusted (1972)	
Libraries	6,000.00	FOR NET DEBT COMPUTATION	64,172,564.00	Balance December 31, 1972	2,690.01
Other Educational Services		REAL PROPERTY VALUATIONS		CURRENT FINANCES DECEMBER 31, 1972	
STATUTORY EXPENDITURES		Code Class # of Parcels % VAL'N		ASSETS	
Pensions & F. I. C. A.	48,461.79	1 Vacant Land 301 4.63	2,651,170.00	Cash Dec. 31, 1972	547,621.51
Employee Fringe Benefits	18,155.00	2 Residential 2361 51.25	25,366,265.00	Taxes Receivable	123,685.53
Other Statutory Expenditures		3 Farm 77 1.77	1,011,930.00	Tax Title Liens	24,746.38
MUNICIPAL FUNCTIONS		4a Commercial 128 13.89	7,958,580.00	Foreclosed Property	2,690.01
CAPITAL IMPROVEMENTS		4b Industrial 8 26.27	15,054,950.00	Emergencies & Other Deferred Charges	14,417.82
DEBT SERVICE		4c Apartments 8 2.20	1,261,450.00	State Aid Receivable	81,563.59
Principal Payments	31,300.00	2883 Total	57,304,345.00	Other Receivables	54,875.98
Interest Payments	8,772.50	Land Area 9.65 Sq. Miles		Total	1,245,600.82
DEFERRED CHARGES		Net Valuation Taxable-Municipal	57,765,200.00	LIABILITIES, RESERVES, AND SURPLUS	
SCHOOL, COUNTY, SPECIAL DISTRICT TAXES	2,074,363.66	Net Valuation Taxable-County	79,532,123.00	Cash Liabilities	787,429.50
RESERVE FOR UNCOLLECTED TAXES	218,500.00	State Equalization Ratio	83.18	Reserves for Receivables	205,597.90
EMERGENCY EMPLOYMENT ACT OF 1971	56,336.71			Surplus Dec. 31,	256,173.42
EXPENDITURES				Total	1,245,600.82
TOTAL	3,138,887.87				

1411

Population 1970 8,094
 Population 1972 8,220
 S & P Rating AA
 Moody Rating A-1

General Tax Rate Per \$100. 3.99
 State Equalized Tax Rate 2.76

FLORHAM PARK BOROUGH — MORRIS COUNTY

Form of Government:

Borough Council

Number of Members on Governing Body 6

PER CAPITA:

Gross Debt 426.61
 Net Debt 215.82
 Debt Service 10.84
 Total Tax Levy 547.16
 Municipal Expenditures 185.57

PER CENT:

Gross Debt 2.41
 Net Debt 1.22
 Tax Levy Collected 98.26
 Tax Levy Cancelled, Abated or Adjusted .57

EXPENDITURES		REVENUES-REALIZED		1972 PROPERTY TAX	
GENERAL GOVERNMENT				STATE EQUALIZED TAX RATE — 1.00	
Governing Body & Public Boards		1972 Property Taxes Collected 4,425,719.78		Local District School Taxes	1,625,281.00
Municipal Clerk				Regional & Consolidated School Tax	1,235,743.52
Financial Administration	32,770.00	1972 Payments in Lieu of Taxes 45,018.67		School Taxes in Municipal Budget	
Assessment of Taxes	12,620.00	Delinquent Tax & Lien Collections 87,211.06		County Taxes	655,525.28
Collection of Taxes	1,850.00	Business Personalty Replacement Taxes 175,607.75		County Library Taxes	
Planning, Housing & Development	23,900.00	Taxes from Public Utilities 32,804.87		Local Municipal Purpose Taxes	507,603.39
Human Resources	500.00	Other Miscellaneous Tax Revenues		Veteran & Senior Citizen Taxes	45,080.00
Elections	2,250.00	State Aid Revenues		Total Taxes for Rate Computation	4,505,233.19
General Administration (other)	177,210.00	Federal Aid Revenues		Special District Taxes	
JUDICIARY		State and Local Fiscal Assistance Act Utilized		Bank Stock Taxes	6,893.46
Municipal Courts	5,225.00	Sale of Acquired Property		Added and Omitted Taxes	26,629.06
PUBLIC SAFETY		Other Miscellaneous Revenues 51,043.38		Total Taxes Levied - ABSTRACT	4,497,675.71
Fire Protection	38,850.00	Other Revenues, Revenue Sharing Tax Effort 40,720.31		Total Taxes Billed	4,508,033.08
Police Protection	309,710.00	Prior Years Surplus Appropriated 270,000.00		1972 TAXES COLLECTED	4,425,719.78
Civil Defense & Disaster Control	4,680.00	REVENUES TOTAL 5,132,125.82		1972 Taxes Cancelled, Abated or Adjusted	25,659.03
Environmental Inspection & Control	17,891.00	CAPITAL OUTLAY TOTAL 261,305.77		Transfer to Tax Title Liens or Foreclosed	677.90
Other Public Safety				Balance Outstanding Dec. 31, 1972	51,576.37
PUBLIC WORKS				PRIOR YEARS TAXES OUTSTANDING	
Streets and Drainage	255,676.00	Public Enterprises		Balance January 1, 1972	44,856.74
Sewers and Sewage Processing		Recreation—Culture		Collected in 1972	43,561.13
Garbage and Trash Disposal	21,788.00	Public Works		Cancelled, Abated or Adjusted 1972	1.57
Public Buildings and Grounds	89,838.00	Buildings and Grounds		Transfers to Tax Title Liens or Foreclosed	
Other Public Works	10,070.00	Library and Education		Balance December 31, 1972	1,334.04
HEALTH and WELFARE		Conservation		TAX TITLE LIENS OUTSTANDING	
Health Services Except Environmental	24,050.00	All Other		Balance January 1, 1972	4,465.42
Welfare-Public Assistance	1,000.00	CAPITAL DEBT AUTHORIZED, DECEMBER 31, 1972		Transfers From Taxes	677.90
Hospitals, Clinics, First Aid	5,000.00	ISSUED AND UNISSUED GROSS DEBT NET DEBT		Redeemed in 1972	1,457.54
Animal, Insect, & Rodent Control	8,270.00	School 1,527,784		Cancelled, Abated or Adjusted (1972)	
Other Welfare Services		Self-liquidating 204,922		Transfers to Foreclosed Property	
RECREATION and CONSERVATION		Other 1,774,040		Balance December 31, 1972	3,685.78
Beaches and Boardwalks		Total 3,506,747		PROPERTY ACQUIRED BY DEED OR FORECLOSURE	
Parks, Playgrounds, Shade Trees	6,531.00	ISSUED AND OUTSTANDING		Balance January 1, 1972	8,300.00
Land Reclamation & Conservation		School 1,527,784.16		Transfers From Taxes or Liens	
Other Recreational Services	55,520.00	Self-Liquidating 191,000.00		Sale for Cash (1972)	
EDUCATION (excluding schools)		Other 1,740,040.00		Cancelled, Abated or Adjusted (1972)	
Libraries	52,000.00	Total 3,458,824.16		Balance December 31, 1972	8,300.00
Other Educational Services		EQUALIZED VALUATION BASIS		CURRENT FINANCES DECEMBER 31, 1972	
STATUTORY EXPENDITURES		FOR NET DEBT COMPUTATION 145,323,425.67		ASSETS	
Pensions & F. I. C. A.	67,781.00	REAL PROPERTY VALUATIONS		Cash Dec. 31, 1972	553,482.72
Employee Fringe Benefits	21,700.00	Code Class # of Parcels % VAL'N		Taxes Receivable	53,310.41
Other Statutory Expenditures		ASSESSED VALUATION		Tax Title Liens	3,689.78
MUNICIPAL FUNCTIONS TOTAL 1,260,680.00		1 Vacant Land 168 8.36 9,371,500.00		Foreclosed Property	8,300.00
CAPITAL IMPROVEMENTS *MEMO* 90,170.00		2 Residential 2050 54.15 60,704,400.00		Emergencies & Other Deferred Charges	72.98
DEBT SERVICE		3 Farm		State Aid Receivable	5,366.00
Principal Payments	30,000.00	4a Commercial 50 10.06 11,280,200.00		Other Receivables	2,988.42
Interest Payments	59,110.00	4b Industrial 9 27.42 30,739,300.00		Total	631,210.31
DEFERRED CHARGES		4c Apartments		LIABILITIES, RESERVES, AND SURPLUS	
SCHOOL, COUNTY, SPECIAL DISTRICT TAXES	3,556,545.80	2277 Total 112,095,400.00		Cash Liabilities	289,471.25
RESERVE FOR UNCOLLECTED TAXES	178,860.66	Land Area 7.50 Sq. Miles		Reserves for Receivables	68,288.61
EMERGENCY EMPLOYMENT ACT OF 1971		Net Valuation Taxable-Municipal 113,287,836.00		Surplus Dec. 31,	273,450.45
EXPENDITURES TOTAL 5,085,200.46		Net Valuation Taxable-County 169,677,094.00		Total	631,210.31
		State Equalization Ratio 69.39			

0110

Population 1970 1,767
 Population 1972 1,845
 S & P Rating
 Moody Rating

General Tax Rate Per \$100.
 3.76
 State Equalized Tax Rate
 3.31

FOLSOM BOROUGH — ATLANTIC COUNTY
Form of Government:
Borough Council
Number of Members on Governing Body 6

PER CAPITA:
 Gross Debt 173.44
 Net Debt 20.72
 Debt Service
 Total Tax Levy 205.14
 Municipal Expenditures 92.18

PER CENT:
 Gross Debt 3.41
 Net Debt .41
 Tax Levy Collected 92.12
 Tax Levy Cancelled, Abated or Adjusted

EXPENDITURES		REVENUES-REALIZED		1972 PROPERTY TAX	
GENERAL GOVERNMENT				STATE EQUALIZED TAX RATE	
Governing Body & Public Boards		1972 Property Taxes Collected	348,661.11	Local District School Taxes 2.28	251,611.00
Municipal Clerk		1972 Payments in Lieu of Taxes		Regional & Consolidated School Tax	
Financial Administration	2,800.00	Delinquent Tax & Lien Collections	25,088.41	School Taxes in Municipal Budget	
Assessment of Taxes	3,500.00	Business Personalty Replacement Taxes	10,782.42	County Taxes .87	95,675.58
Collection of Taxes	2,800.00	Taxes from Public Utilities	28,671.90	County Library Taxes .02	1,880.35
Planning, Housing & Development	2,500.00	Other Miscellaneous Tax Revenues		Local Municipal Purpose Taxes .09	10,000.00
Human Resources		State Aid Revenues	4,097.77	Veteran & Senior Citizen Taxes .06	6,820.00
Elections		Federal Aid Revenues	7,350.59	Total Taxes for Rate Computation 3.32	365,990.93
General Administration (other)	16,825.00	State and Local Fiscal Assistance Act Utilized		Special District Taxes	
JUDICIARY		Sale of Acquired Property		Bank Stock Taxes	
Municipal Courts	9,400.00	Other Miscellaneous Revenues	29,010.95	Added and Omitted Taxes	15,316.84
PUBLIC SAFETY		Other Revenues, Revenue Sharing Tax Effort	8,004.73	Total Taxes Levied - ABSTRACT	378,487.77
Fire Protection	7,000.00	Total	461,667.88	Total Taxes Billed	378,487.77
Police Protection	3,400.00	Prior Years Surplus Appropriated	70,000.00	1972 TAXES COLLECTED	348,661.11
Civil Defense & Disaster Control	250.00	REVENUES TOTAL	531,667.88	1972 Taxes Cancelled, Abated or Adjusted	
Environmental Inspection & Control	1,300.00			Transfer to Tax Title Liens or Foreclosed	1,119.34
Other Public Safety				Balance Outstanding Dec. 31, 1972	28,707.32
PUBLIC WORKS		CAPITAL OUTLAY TOTAL		PRIOR YEARS TAXES OUTSTANDING	
Streets and Drainage	22,100.00	Public Enterprises		Balance January 1, 1972	46,467.84
Sewers and Sewage Processing		Recreation—Culture		Collected in 1972	24,493.28
Garbage and Trash Disposal	18,000.00	Public Works		Cancelled, Abated or Adjusted 1972	
Public Buildings and Grounds	2,200.00	Buildings and Grounds		Transfers to Tax Title Liens or Foreclosed	
Other Public Works		Library and Education		Balance December 31, 1972	21,574.56
HEALTH and WELFARE		Conservation		TAX TITLE LIENS OUTSTANDING	
Health Services Except Environmental	2,500.00	All Other		Balance January 1, 1972	7,093.14
Welfare-Public Assistance	350.00			Transfers From Taxes	1,119.34
Hospitals, Clinics, First Aid	250.00			Redeemed in 1972	595.13
Animal, Insect, & Rodent Control	599.91			Cancelled, Abated or Adjusted (1972)	
Other Welfare Services				Transfers to Foreclosed Property	
RECREATION and CONSERVATION				Balance December 31, 1972	7,617.35
Beaches and Boardwalks				PROPERTY ACQUIRED BY DEED OR FORECLOSURE	
Parks, Playgrounds, Shade Trees	2,500.00			Balance January 1, 1972	3,577.00
Land Reclamation & Conservation				Transfers From Taxes or Liens	
Other Recreational Services				Sale for Cash (1972)	
EDUCATION (excluding schools)				Cancelled, Abated or Adjusted (1972)	
Libraries				Balance December 31, 1972	3,577.00
Other Educational Services				CURRENT FINANCES DECEMBER 31, 1972	
STATUTORY EXPENDITURES				ASSETS	
Pensions & F. I. C. A.	1,800.00			Cash Dec. 31, 1972	227,238.13
Employee Fringe Benefits				Taxes Receivable	50,681.88
Other Statutory Expenditures				Tax Title Liens	7,617.35
MUNICIPAL FUNCTIONS				Foreclosed Property	3,577.00
CAPITAL IMPROVEMENTS	100,074.91			Emergencies & Other Deferred Charges	2,500.00
DEBT SERVICE	7,000.00			State Aid Receivable	25,081.96
Principal Payments				Other Receivables	4,187.29
Interest Payments				Total	320,883.61
DEFERRED CHARGES				LIABILITIES, RESERVES, AND SURPLUS	
SCHOOL, COUNTY, SPECIAL DISTRICT TAXES	345,170.93			Cash Liabilities	82,256.52
RESERVE FOR UNCOLLECTED TAXES	55,800.00			Reserves for Receivables	66,063.52
EMERGENCY EMPLOYMENT ACT OF 1971	10,192.00			Surplus Dec. 31,	172,563.57
EXPENDITURES TOTAL	519,237.84			Total	320,883.61

General Tax Rate Per \$100. 2.63
State Equalized Tax Rate 2.18

FORT LEE BOROUGH – BERGEN COUNTY

Form of Government:

Borough Council

Number of Members on Governing Body 6

PER CAPITA:

Gross Debt	295.17
Net Debt	159.32
Debt Service	15.70
Total Tax Levy	306.23
Municipal Expenditures	157.51

PER CENT:

Gross Debt	2.33
Net Debt	1.26
Tax Levy Collected	95.69
Tax Levy Cancelled, Abated or Adjusted	1.04

EXPENDITURES		REVENUES-REALIZED		1972 PROPERTY TAX	
GENERAL GOVERNMENT				STATE EQUALIZED TAX RATE	
Governing Body & Public Boards	3,039.08	1972 Property Taxes Collected		Local District School Taxes	1.08
Municipal Clerk		1972 Payments in Lieu of Taxes		Regional & Consolidated School Tax	
Financial Administration	18,250.00	Delinquent Tax & Lien Collections		School Taxes in Municipal Budget	
Assessment of Taxes	126,750.00	Business Personalty Replacement Taxes		County Taxes	.35
Collection of Taxes	72,200.00	Taxes from Public Utilities		County Library Taxes	
Planning, Housing & Development	64,152.89	Other Miscellaneous Tax Revenues		Local Municipal Purpose Taxes	.74
Human Resources		State Aid Revenues		Veteran & Senior Citizen Taxes	.02
Elections	7,500.00	Federal Aid Revenues		Total Taxes for Rate Computation	2.19
General Administration (other)	333,650.00	State and Local Fiscal Assistance Act Utilized		Special District Taxes	
JUDICIARY		Sale of Acquired Property		Bank Stock Taxes	23,719.39
Municipal Courts	65,000.00	Other Miscellaneous Revenues		Added and Omitted Taxes	27,145.73
PUBLIC SAFETY		Other Revenues, Revenue Sharing Tax Effort		Total Taxes Levied - ABSTRACT	9,570,815.25
Fire Protection	258,100.00	Total		Total Taxes Billed	10,008,831.19
Police Protection	1,045,548.15	Prior Years Surplus Appropriated		1972 TAXES COLLECTED	9,577,345.28
Civil Defense & Disaster Control	500.00	REVENUES		1972 Taxes Cancelled, Abated or Adjusted	104,384.64
Environmental Inspection & Control	44,500.00	CAPITAL OUTLAY		Transfer to Tax Title Liens or Foreclosed	1,312.37
Other Public Safety		TOTAL		Balance Outstanding Dec. 31, 1972	325,788.90
PUBLIC WORKS		Public Enterprises		PRIOR YEARS TAXES OUTSTANDING	
Streets and Drainage	587,016.67	Recreation—Culture		Balance January 1, 1972	1,350,345.85
Sewers and Sewage Processing	122,000.00	Public Works		Collected in 1972	680,117.54
Garbage and Trash Disposal	252,403.58	Buildings and Grounds		Cancelled, Abated or Adjusted 1972	631,790.28
Public Buildings and Grounds	78,000.00	Library and Education		Transfers to Tax Title Liens or Foreclosed	
Other Public Works		Conservation		Balance December 31, 1972	78,441.67
HEALTH and WELFARE		All Other		TAX TITLE LIENS OUTSTANDING	
Health Services Except Environmental	98,500.00	CAPITAL DEBT AUTHORIZED, DECEMBER 31, 1972		Balance January 1, 1972	10,536.54
Welfare-Public Assistance	18,050.00	ISSUED AND UNISSUED		Transfers From Taxes	1,312.37
Hospitals, Clinics, First Aid		GROSS DEBT		Redeemed in 1972	1,986.10
Animal, Insect, & Rodent Control		NET DEBT		Cancelled, Abated or Adjusted (1972)	
Other Welfare Services		SCHOOL		Transfers to Foreclosed Property	
RECREATION and CONSERVATION		Self-liquidating		Balance December 31, 1972	9,862.81
Beaches and Boardwalks		Other		PROPERTY ACQUIRED BY DEED OR FORECLOSURE	
Parks, Playgrounds, Shade Trees	178,000.00	Total		Balance January 1, 1972	8,220.00
Land Reclamation & Conservation		ISSUED AND OUTSTANDING		Transfers From Taxes or Liens	
Other Recreational Services	5,000.00	SCHOOL		Sale for Cash (1972)	
EDUCATION (excluding schools)		Self-liquidating		Cancelled, Abated or Adjusted (1972)	
Libraries	152,000.00	Other		Balance December 31, 1972	8,220.00
Other Educational Services		Total		CURRENT FINANCES DECEMBER 31, 1972	
STATUTORY EXPENDITURES		EQUALIZED VALUATION BASIS		ASSETS	
Pensions & F. I. C. A.	202,447.00	FOR NET DEBT COMPUTATION		Cash Dec. 31, 1972	1,405,211.60
Employee Fringe Benefits		REAL PROPERTY VALUATIONS		Taxes Receivable	404,230.57
Other Statutory Expenditures		Code Class # of Parcels % VAL'N		Tax Title Liens	9,862.81
MUNICIPAL FUNCTIONS		1 Vacant Land 526 5.72		Foreclosed Property	8,220.00
CAPITAL IMPROVEMENTS	61,400.00	2 Residential 3611 37.14		Emergencies & Other Deferred Charges	130,000.00
DEBT SERVICE		3 Farm		State Aid Receivable	41,068.40
Principal Payments	285,400.00	4a Commercial 321 11.70		Other Receivables	9,765.35
Interest Payments	225,700.00	4b Industrial 20 1.39		Total	2,008,358.77
		4c Apartments 138 44.04		LIABILITIES, RESERVES, AND SURPLUS	
DEFERRED CHARGES	22,000.11	4616 Total		Cash Liabilities	718,234.15
SCHOOL, COUNTY, SPECIAL DISTRICT TAXES	6,541,765.52	Land Area 2.50 Sq. Miles		Reserves for Receivables	432,078.77
RESERVE FOR UNCOLLECTED TAXES	758,000.00	Net Valuation Taxable-Municipal		Surplus Dec. 31,	858,045.85
EMERGENCY EMPLOYMENT ACT OF 1971	100,532.50	Net Valuation Taxable-County		Total	2,008,358.77
EXPENDITURES	11,670,409.50	State Equalization Ratio			

1905

Population 1970 2,777
 Population 1972 2,915
 S & P Rating
 Moody Rating

General Tax Rate Per \$100. 4.18
 State Equalized Tax Rate 3.34

FRANKFORD TOWNSHIP — SUSSEX COUNTY

Form of Government:
 Township Committee
 Number of Members on Governing Body 3

PER CAPITA:
 Gross Debt 317.81
 Net Debt 4.06
 Debt Service .51
 Total Tax Levy 514.69
 Municipal Expenditures 201.51

PER CENT:
 Gross Debt 2.37
 Net Debt .03
 Tax Levy Collected 87.76
 Tax Levy Cancelled, Abated or Adjusted 1.63

EXPENDITURES		REVENUES-REALIZED		1972 PROPERTY TAX	
GENERAL GOVERNMENT				STATE EQUALIZED TAX RATE — 1.15	
Governing Body & Public Boards		1972 Property Taxes Collected	1,316,471.10	Local District School Taxes	533,792.00
Municipal Clerk		1972 Payments in Lieu of Taxes		Regional & Consolidated School Tax	292,148.38
Financial Administration	7,200.00	Delinquent Tax & Lien Collections	142,563.02	School Taxes in Municipal Budget	
Assessment of Taxes	12,500.00	Business Personalty Replacement Taxes	37,469.00	County Taxes	380,035.58
Collection of Taxes	13,100.00	Taxes from Public Utilities	66,300.52	County Library Taxes	12,347.24
Planning, Housing & Development	8,250.00	Other Miscellaneous Tax Revenues		Local Municipal Purpose Taxes	261,285.40
Human Resources		State Aid Revenues	16,381.89	Veteran & Senior Citizen Taxes	16,250.00
Elections		Federal Aid Revenues		Total Taxes for Rate Computation	1,496,898.60
General Administration (other)	35,395.00	State and Local Fiscal Assistance Act Utilized		Special District Taxes	
JUDICIARY		Sale of Acquired Property	225.00	Bank Stock Taxes	562.48
Municipal Courts	3,350.00	Other Miscellaneous Revenues	20,625.04	Added and Omitted Taxes	19,141.13
PUBLIC SAFETY		Other Revenues, Revenue Sharing Tax Effort	26,147.91	Total Taxes Levied - ABSTRACT	1,500,312.21
Fire Protection	7,500.00	Total	1,626,183.48	Total Taxes Billed	1,500,110.59
Police Protection	3,500.00	Prior Years Surplus Appropriated	100,000.00	1972 TAXES COLLECTED	1,316,471.10
Civil Defense & Disaster Control	700.00	REVENUES TOTAL	1,726,183.48	1972 Taxes Cancelled, Abated or Adjusted	24,389.89
Environmental Inspection & Control	2,600.00	CAPITAL OUTLAY TOTAL	12,150.75	Transfer to Tax Title Liens or Foreclosed	11,469.21
Other Public Safety				Balance Outstanding Dec. 31, 1972	147,780.39
PUBLIC WORKS				PRIOR YEARS TAXES OUTSTANDING	
Streets and Drainage	202,602.77	Public Enterprises		Balance January 1, 1972	137,836.61
Sewers and Sewage Processing		Recreation—Culture		Collected in 1972	129,057.48
Garbage and Trash Disposal	6,000.00	Public Works	12,150.75	Cancelled, Abated or Adjusted 1972	2,066.36
Public Buildings and Grounds	16,485.00	Buildings and Grounds		Transfers to Tax Title Liens or Foreclosed	3,059.78
Other Public Works		Library and Education		Balance December 31, 1972	3,652.99
HEALTH and WELFARE		Conservation		TAX TITLE LIENS OUTSTANDING	
Health Services Except Environmental	4,700.00	All Other		Balance January 1, 1972	30,543.92
Welfare-Public Assistance	1,500.00	CAPITAL DEBT AUTHORIZED, DECEMBER 31, 1972		Transfers From Taxes	14,565.96
Hospitals, Clinics, First Aid	3,000.00	ISSUED AND UNISSUED		Redeemed in 1972	13,505.54
Animal, Insect, & Rodent Control	7,500.00	School	872,005	Cancelled, Abated or Adjusted (1972)	
Other Welfare Services		Self-liquidating		Transfers to Foreclosed Property	
RECREATION and CONSERVATION		Other	54,413	Balance December 31, 1972	22,404.34
Beaches and Boardwalks		Total	926,415	PROPERTY ACQUIRED BY DEED OR FORECLOSURE	
Parks, Playgrounds, Shade Trees		ISSUED AND OUTSTANDING		Balance January 1, 1972	700.00
Land Reclamation & Conservation		School	872,005.85	Transfers From Taxes or Liens	
Other Recreational Services	600.00	Self-Liquidating		Sale for Cash (1972)	
EDUCATION (excluding schools)		Other		Cancelled, Abated or Adjusted (1972)	
Libraries		Total	872,005.85	Balance December 31, 1972	700.00
Other Educational Services		EQUALIZED VALUATION BASIS		CURRENT FINANCES DECEMBER 31, 1972	
STATUTORY EXPENDITURES		FOR NET DEBT COMPUTATION	39,147,570.33	ASSETS	
Pensions & F. I. C. A.	8,500.00	REAL PROPERTY VALUATIONS		Cash Dec. 31, 1972	255,531.50
Employee Fringe Benefits	4,500.00	Code Class # of Parcels % VAL'N		Taxes Receivable	151,433.38
Other Statutory Expenditures		1 Vacant Land 528 12.30	4,368,600.00	Tax Title Liens	32,404.34
MUNICIPAL FUNCTIONS		2 Residential 1284 62.72	22,272,250.00	Foreclosed Property	700.00
CAPITAL IMPROVEMENTS	53,500.00	3 Farm 277 16.90	6,000,050.00	Emergencies & Other Deferred Charges	16.91
DEBT SERVICE		4a Commercial 66 7.99	2,826,250.00	State Aid Receivable	
Principal Payments		4b Industrial		Other Receivables	2,775.60
Interest Payments	1,500.00	4c Apartments 1 .10	35,750.00	Total	482,861.73
DEFERRED CHARGES	23,000.00	2656 Total	35,512,900.00	LIABILITIES, RESERVES, AND SURPLUS	
SCHOOL, COUNTY, SPECIAL DISTRICT TAXES	1,219,323.20	Land Area 34.70 Sq. Miles		Cash Liabilities	85,107.82
RESERVE FOR UNCOLLECTED TAXES	208,218.20	Net Valuation Taxable-Municipal	35,842,144.00	Reserves for Receivables	187,313.32
EMERGENCY EMPLOYMENT ACT OF 1971		Net Valuation Taxable-County	41,261,323.00	Surplus Dec. 31,	210,440.59
EXPENDITURES TOTAL	1,806,724.17	State Equalization Ratio	80.00	Total	482,861.73

1906

Population 1970 4,236
 Population 1972 4,310
 S & P Rating
 Moody Rating

General Tax Rate Per \$100. 3.57
 State Equalized Tax Rate 3.80

FRANKLIN BOROUGH — SUSSEX COUNTY

Form of Government:

Borough Council

Number of Members on Governing Body 6

PER CAPITA:

Gross Debt 119.72
 Net Debt 79.12
 Debt Service 2.08
 Total Tax Levy 270.18
 Municipal Expenditures 127.01

PER CENT:

Gross Debt 2.07
 Net Debt 1.37
 Tax Levy Collected 90.90
 Tax Levy Cancelled, Abated or Adjusted 2.59

EXPENDITURES		REVENUES-REALIZED		1972 PROPERTY TAX	
GENERAL GOVERNMENT				STATE EQUALIZED TAX RATE 2.18	
Governing Body & Public Boards				Local District School Taxes 2.18	
Municipal Clerk				Regional & Consolidated School Tax	
Financial Administration	9,900.00	1972 Property Taxes Collected 1,062,488.60		School Taxes in Municipal Budget	
Assessment of Taxes	5,525.00	1972 Payments in Lieu of Taxes 61,075.16		County Taxes .79	
Collection of Taxes	8,650.00	Delinquent Tax & Lien Collections 36,638.79		County Library Taxes .03	
Planning, Housing & Development	6,750.00	Business Personalty Replacement Taxes 80,885.93		Local Municipal Purpose Taxes .73	
Human Resources		Taxes from Public Utilities		Veteran & Senior Citizen Taxes .08	
Elections	2,075.00	Other Miscellaneous Tax Revenues 26,428.78		Total Taxes for Rate Computation 3.81	
General Administration (other)	53,385.00	State Aid Revenues		Special District Taxes	
JUDICIARY		Federal Aid Revenues		Bank Stock Taxes	
Municipal Courts	8,700.00	State and Local Fiscal Assistance Act Utilized		Added and Omitted Taxes	
PUBLIC SAFETY		Sale of Acquired Property		Total Taxes Levied - ABSTRACT	
Fire Protection	21,025.00	Other Miscellaneous Revenues 19,022.59		Total Taxes Billed	
Police Protection	71,035.00	Other Revenues, Revenue Sharing Tax Effort 60,421.68		1972 TAXES COLLECTED	
Civil Defense & Disaster Control	980.00	Prior Years Surplus Appropriated 80,000.00		1972 Taxes Cancelled, Abated or Adjusted	
Environmental Inspection & Control	2,050.00	REVENUES TOTAL 1,428,961.53		Transfer to Tax Title Liens or Foreclosed	
Other Public Safety		CAPITAL OUTLAY TOTAL 31,176.25		Balance Outstanding Dec. 31, 1972	
PUBLIC WORKS				PRIOR YEARS TAXES OUTSTANDING	
Streets and Drainage	109,740.00	Public Enterprises		Balance January 1, 1972	
Sewers and Sewage Processing		Recreation—Culture		Collected in 1972	
Garbage and Trash Disposal	38,890.00	Public Works 21,441.46		Cancelled, Abated or Adjusted 1972	
Public Buildings and Grounds	18,050.00	Buildings and Grounds 9,734.79		Transfers to Tax Title Liens or Foreclosed	
Other Public Works		Library and Education		Balance December 31, 1972	
HEALTH and WELFARE		Conservation		TAX TITLE LIENS OUTSTANDING	
Health Services Except Environmental	3,700.00	All Other		Balance January 1, 1972	
Welfare-Public Assistance	6,100.00	CAPITAL DEBT AUTHORIZED, DECEMBER 31, 1972		Transfers From Taxes	
Hospitals, Clinics, First Aid	1,000.00	ISSUED AND UNISSUED GROSS DEBT NET DEBT		Redeemed in 1972	
Animal, Insect, & Rodent Control	500.00	School 175,000		Cancelled, Abated or Adjusted (1972)	
Other Welfare Services		Self-liquidating 270,000		Transfers to Foreclosed Property	
RECREATION and CONSERVATION		Other 71,000		Balance December 31, 1972	
Beaches and Boardwalks		Total 516,000		PROPERTY ACQUIRED BY DEED OR FORECLOSURE	
Parks, Playgrounds, Shade Trees	6,500.00	ISSUED AND OUTSTANDING		Balance January 1, 1972	
Land Reclamation & Conservation	18,350.00	School 175,000.00		Transfers From Taxes or Liens	
Other Recreational Services		Self-Liquidating 270,000.00		Sale for Cash (1972)	
EDUCATION (excluding schools)		Other 37,000.00		Cancelled, Abated or Adjusted (1972)	
Libraries	500.00	Total 482,000.00		Balance December 31, 1972	
Other Educational Services		EQUALIZED VALUATION BASIS		CURRENT FINANCES DECEMBER 31, 1972	
STATUTORY EXPENDITURES		FOR NET DEBT COMPUTATION 24,905,172.33		ASSETS	
Pensions & F. I. C. A.	22,000.00	REAL PROPERTY VALUATIONS		Cash Dec. 31, 1972	
Employee Fringe Benefits	10,000.00	Code Class # of Parcels % VAL'N		Taxes Receivable	
Other Statutory Expenditures		ASSESSED VALUATION		Tax Title Liens	
MUNICIPAL FUNCTIONS TOTAL 427,405.00		1 Vacant Land 177 4.74 1,509,775.00		Foreclosed Property	
CAPITAL IMPROVEMENTS *MEMO* 25,500.00		2 Residential 1032 63.87 20,354,400.00		Emergencies & Other Deferred Charges	
DEBT SERVICE		3 Farm 28 3.10 988,825.00		State Aid Receivable	
Principal Payments	5,000.00	4a Commercial 113 22.44 7,152,400.00		Other Receivables	
Interest Payments	3,575.00	4b Industrial 7 5.00 1,593,375.00		Total	
DEFERRED CHARGES	23,730.63	4c Apartments 5 .84 267,500.00		LIABILITIES, RESERVES, AND SURPLUS	
SCHOOL, COUNTY, SPECIAL DISTRICT TAXES	920,878.41	1362 Total 31,666,675.00		Cash Liabilities	
RESERVE FOR UNCOLLECTED TAXES	87,306.30	Land Area 4.40 Sq. Miles		Reserves for Receivables	
EMERGENCY EMPLOYMENT ACT OF 1971		Net Valuation Taxable-Municipal 32,780,451.00		Surplus Dec. 31,	
EXPENDITURES TOTAL 1,468,255.34		Net Valuation Taxable-County 26,225,477.00		Total	
		State Equalization Ratio 106.56			

0805

Population 1970 8,990
 Population 1972 9,310
 S & P Rating
 Moody Rating

General Tax Rate Per \$100.
5.64
 State Equalized Tax Rate
3.52

FRANKLIN TOWNSHIP — GLOUCESTER COUNTY
 Form of Government:
 Township Committee
 Number of Members on Governing Body 5

PER CAPITA:
 Gross Debt 173.57
 Net Debt
 Debt Service .01
 Total Tax Levy 214.16
 Municipal Expenditures 78.16
 PER CENT:
 Gross Debt 3.44
 Net Debt
 Tax Levy Collected 50.13
 Tax Levy Cancelled, Abated
 or Adjusted .54

EXPENDITURES		REVENUES-REALIZED		1972 PROPERTY TAX	
GENERAL GOVERNMENT				STATE EQUALIZED TAX RATE	
Governing Body & Public Boards	5,500.00	1972 Property Taxes Collected	1,796,954.83	Local District School Taxes 1.14	637,983.87
Municipal Clerk	10,125.00	1972 Payments in Lieu of Taxes		Regional & Consolidated School Tax 1.55	867,358.75
Financial Administration	11,800.00	Delinquent Tax & Lien Collections	203,592.06	School Taxes in Municipal Budget	
Assessment of Taxes	20,656.76	Business Personalty Replacement Taxes	25,344.90	County Taxes .56	312,904.17
Collection of Taxes	27,635.00	Taxes from Public Utilities	187,156.00	County Library Taxes	
Planning, Housing & Development	7,265.00	Other Miscellaneous Tax Revenues		Local Municipal Purpose Taxes .17	52,921.74
Human Resources		State Aid Revenues	41,714.12	Veteran & Senior Citizen Taxes .11	60,020.00
Elections	1,000.00	Federal Aid Revenues		Total Taxes for Rate Computation 3.53	1,971,158.53
General Administration (other)	55,650.00	State and Local Fiscal Assistance Act Utilized		Special District Taxes	36,495.00
JUDICIARY		Sale of Acquired Property	2,775.00	Bank Stock Taxes	1,969.24
Municipal Courts	11,615.00	Other Miscellaneous Revenues	53,380.08	Added and Omitted Taxes	44,182.39
PUBLIC SAFETY		Other Revenues, Revenue Sharing Tax Effort	51,902.98	Total Taxes Levied - ABSTRACT	1,993,825.16
Fire Protection		Total	2,362,819.57	Total Taxes Billed	1,993,825.16
Police Protection	116,803.21	Prior Years Surplus Appropriated	153,500.00	1972 TAXES COLLECTED	1,796,954.83
Civil Defense & Disaster Control	1,210.00	REVENUES TOTAL	2,516,319.97	1972 Taxes Cancelled, Abated or Adjusted	10,726.53
Environmental Inspection & Control	6,485.00			Transfer to Tax Title Liens or Foreclosed	15,557.65
Other Public Safety				Balance Outstanding Dec. 31, 1972	170,186.15
PUBLIC WORKS		CAPITAL OUTLAY TOTAL		PRIOR YEARS TAXES OUTSTANDING	
Streets and Drainage	138,650.00	Public Enterprises		Balance January 1, 1972	180,501.95
Sewers and Sewage Processing	100.00	Recreation—Culture		Collected in 1972	170,976.49
Garbage and Trash Disposal	10,600.00	Public Works		Cancelled, Abated or Adjusted 1972	35.04
Public Buildings and Grounds	14,100.00	Buildings and Grounds		Transfers to Tax Title Liens or Foreclosed	7,504.51
Other Public Works	14,500.00	Library and Education		Balance December 31, 1972	1,985.95
HEALTH and WELFARE		Conservation		TAX TITLE LIENS OUTSTANDING	
Health Services Except Environmental	4,675.00	All Other		Balance January 1, 1972	44,082.50
Welfare-Public Assistance	1,825.00			Transfers From Taxes	24,661.41
Hospitals, Clinics, First Aid				Redeemed in 1972	32,615.57
Animal, Insect, & Rodent Control	1,000.00			Cancelled, Abated or Adjusted (1972)	
Other Welfare Services				Transfers to Foreclosed Property	
RECREATION and CONSERVATION				Balance December 31, 1972	36,128.74
Beaches and Boardwalks				PROPERTY ACQUIRED BY DEED OR FORECLOSURE	
Parks, Playgrounds, Shade Trees	4,000.00			Balance January 1, 1972	19,017.50
Land Reclamation & Conservation				Transfers From Taxes or Liens	
Other Recreational Services	350.00			Sale for Cash (1972)	2,775.00
EDUCATION (excluding schools)				Cancelled, Abated or Adjusted (1972)	
Libraries	3,000.00			Balance December 31, 1972	16,242.50
Other Educational Services				CURRENT FINANCES DECEMBER 31, 1972	
STATUTORY EXPENDITURES				ASSETS	
Pensions & F. I. C. A.	21,000.00			Cash Dec. 31, 1972	326,623.54
Employee Fringe Benefits	5,704.00			Taxes Receivable	172,172.10
Other Statutory Expenditures				Tax Title Liens	36,128.74
MUNICIPAL FUNCTIONS TOTAL	455,249.07			Foreclosed Property	16,242.50
CAPITAL IMPROVEMENTS *MEMO*	35,000.00			Emergencies & Other Deferred Charges	44,100.53
DEBT SERVICE				State Aid Receivable	82,681.50
Principal Payments				Other Receivables	22,125.85
Interest Payments	100.00			Total	701,274.76
DEFERRED CHARGES	10,541.87			LIABILITIES, RESERVES, AND SURPLUS	
SCHOOL, COUNTY, SPECIAL DISTRICT TAXES	1,854,741.79			Cash Liabilities	211,035.16
RESERVE FOR UNCOLLECTED TAXES	217,349.11			Reserves for Receivables	246,669.19
EMERGENCY EMPLOYMENT ACT OF 1971				Surplus Dec. 31,	243,570.41
EXPENDITURES TOTAL	2,562,381.64			Total	701,274.76
		REAL PROPERTY VALUATIONS			
		Code Class # of Parcels % VAL'N	ASSESSED VALUATION		
		1 Vacant Land 2590 7.63	2,592,000.00		
		2 Residential 2258 63.88	21,685,900.00		
		3 Farm 714 20.05	6,805,100.00		
		4a Commercial 137 8.16	2,772,000.00		
		4b Industrial			
		4c Apartments 5 .28	95,500.00		
		5704 Total	33,950,500.00		
		Land Area 56.47 Sq. Miles			
		Net Valuation Taxable-Municipal	35,000,818.00		
		Net Valuation Taxable-County	50,293,781.00		
		State Equalization Ratio	62.51		

1010

Population 1970 2,154
 Population 1972 2,220
 S & P Rating
 Moody Rating

General Tax Rate Per \$100. 2.51
 State Equalized Tax Rate 2.46

FRANKLIN TOWNSHIP — HUNTERDON COUNTY

Form of Government:

Township Committee

Number of Members on Governing Body 3

PER CAPITA:

Gross Debt 354.81

Net Debt

Debt Service

Total Tax Levy 428.39

Municipal Expenditures 94.12

PER CENT:

Gross Debt 3.09

Net Debt

Tax Levy Collected 94.02

Tax Levy Cancelled, Abated
or Adjusted .25

EXPENDITURES		REVENUES-REALIZED		1972 PROPERTY TAX	
GENERAL GOVERNMENT				STATE EQUALIZED TAX RATE — 1.01	
Governing Body & Public Boards		1972 Property Taxes Collected 500,090.98		Local District School Taxes	390,716.23
Municipal Clerk				Regional & Consolidated School Tax .85	328,879.93
Financial Administration	4,975.00			School Taxes in Municipal Budget	
Assessment of Taxes	6,175.00			County Taxes .40	155,010.20
Collection of Taxes	3,600.00			County Library Taxes .02	7,542.87
Planning, Housing & Development	3,525.00			Local Municipal Purpose Taxes .14	53,841.95
Human Resources				Veteran & Senior Citizen Taxes .04	14,100.00
Elections				Total Taxes for Rate Computation 2.46	950,091.18
General Administration (other)	21,350.00			Special District Taxes	
JUDICIARY				Bank Stock Taxes	465.26
Municipal Courts	1,800.00			Added and Omitted Taxes	14,567.03
PUBLIC SAFETY				Total Taxes Levied - ABSTRACT	951,023.47
Fire Protection	6,000.00			Total Taxes Billed	957,305.37
Police Protection	13,550.00			1972 TAXES COLLECTED	900,090.98
Civil Defense & Disaster Control	200.00			1972 Taxes Cancelled, Abated or Adjusted	2,389.31
Environmental Inspection & Control	1,575.00			Transfer to Tax Title Liens or Foreclosed	
Other Public Safety				Balance Outstanding Dec. 31, 1972	54,825.08
PUBLIC WORKS				PRIOR YEARS TAXES OUTSTANDING	
Streets and Drainage	69,300.00			Balance January 1, 1972	51,653.12
Sewers and Sewage Processing				Collected in 1972	50,114.36
Garbage and Trash Disposal				Cancelled, Abated or Adjusted 1972	44.62
Public Buildings and Grounds	2,500.00			Transfers to Tax Title Liens or Foreclosed	
Other Public Works				Balance December 31, 1972	1,494.14
HEALTH and WELFARE				TAX TITLE LIENS OUTSTANDING	
Health Services Except Environmental	1,105.00			Balance January 1, 1972	
Welfare-Public Assistance	1,025.00			Transfers From Taxes	
Hospitals, Clinics, First Aid				Redeemed in 1972	
Animal, Insect, & Rodent Control	1,900.00			Cancelled, Abated or Adjusted (1972)	
Other Welfare Services				Transfers to Foreclosed Property	
RECREATION and CONSERVATION				Balance December 31, 1972	
Beaches and Boardwalks				PROPERTY ACQUIRED BY DEED OR	
Parks, Playgrounds, Shade Trees				FORECLOSURE	
Land Reclamation & Conservation	300.00			Balance January 1, 1972	
Other Recreational Services				Transfers From Taxes or Liens	
EDUCATION (excluding schools)				Sale for Cash (1972)	
Libraries				Cancelled, Abated or Adjusted (1972)	
Other Educational Services				Balance December 31, 1972	
STATUTORY EXPENDITURES				CURRENT FINANCES DECEMBER 31, 1972	
Pensions & F. I. C. A.	3,900.00			ASSETS	
Employee Fringe Benefits	1,550.00			Cash Dec. 31, 1972	416,188.13
Other Statutory Expenditures				Taxes Receivable	56,319.22
MUNICIPAL FUNCTIONS				Tax Title Liens	
CAPITAL IMPROVEMENTS	144,830.00			Foreclosed Property	
DEBT SERVICE				Emergencies & Other Deferred Charges	17,800.00
Principal Payments				State Aid Receivable	12,436.00
Interest Payments				Other Receivables	596.08
DEFERRED CHARGES	8,449.10			Total	503,739.43
SCHOOL, COUNTY, SPECIAL DISTRICT TAXES	882,149.23			LIABILITIES, RESERVES, AND SURPLUS	
RESERVE FOR UNCOLLECTED TAXES	55,659.44			Cash Liabilities	332,346.52
EMERGENCY EMPLOYMENT ACT OF 1971				Reserves for Receivables	57,315.30
EXPENDITURES	1,091,067.77			Surplus Dec. 31,	114,077.61
				Total	503,739.43

1808

Population 1970 30,389
 Population 1972 31,550
 S & P Rating A
 Moody Rating BAA-1

General Tax Rate Per \$100. 7.66
 State Equalized Tax Rate 3.53

FRANKLIN TOWNSHIP — SOMERSET COUNTY

Form of Government:

Council-Manager Plan D (OMCL50)

Number of Members on Governing Body 9

PER CAPITA:
 Gross Debt 414.87
 Net Debt 141.04
 Debt Service 9.70
 Total Tax Levy 360.54
 Municipal Expenditures 130.26

PER CENT:
 Gross Debt 4.55
 Net Debt 1.55
 Tax Levy Collected 95.75
 Tax Levy Cancelled, Abated or Adjusted .76

EXPENDITURES		REVENUES-REALIZED		1972 PROPERTY TAX	
GENERAL GOVERNMENT		1972 Property Taxes Collected		STATE EQUALIZED TAX RATE	
Governing Body & Public Boards	25,700.00	1972 Payments in Lieu of Taxes		Local District School Taxes	2.32
Municipal Clerk	34,487.00	Delinquent Tax & Lien Collections		Regional & Consolidated School Tax	
Financial Administration	48,123.00	Business Personalty Replacement Taxes		School Taxes in Municipal Budget	
Assessment of Taxes	49,406.00	Taxes from Public Utilities		County Taxes	.46
Collection of Taxes	64,055.00	Other Miscellaneous Tax Revenues		County Library Taxes	.02
Planning, Housing & Development	70,399.00	State Aid Revenues		Local Municipal Purpose Taxes	.65
Human Resources	25,000.00	Federal Aid Revenues		Veteran & Senior Citizen Taxes	.04
Elections	7,525.00	State and Local Fiscal Assistance Act Utilized		Total Taxes for Rate Computation	3.53
General Administration (other)	220,109.00	Sale of Acquired Property		Special District Taxes	
JUDICIARY		Other Miscellaneous Revenues		Bank Stock Taxes	
Municipal Courts	29,570.00	Other Revenues, Revenue Sharing Tax Effort		Added and Omitted Taxes	
PUBLIC SAFETY		Prior Years Surplus Appropriated		Total Taxes Levied - ABSTRACT	
Fire Protection	27,300.00	REVENUES TOTAL		Total Taxes Billed	
Police Protection	745,602.00	CAPITAL OUTLAY TOTAL		1972 TAXES COLLECTED	
Civil Defense & Disaster Control	10,750.00	Public Enterprises		1972 Taxes Cancelled, Abated or Adjusted	
Environmental Inspection & Control	60,052.00	Recreation—Culture		Transfer to Tax Title Liens or Foreclosed	
Other Public Safety	21,500.00	Public Works		Balance Outstanding Dec. 31, 1972	
PUBLIC WORKS		Buildings and Grounds		PRIOR YEARS TAXES OUTSTANDING	
Streets and Drainage	641,856.00	Library and Education		Balance January 1, 1972	
Sewers and Sewage Processing		Conservation		Collected in 1972	
Garbage and Trash Disposal	205,262.00	All Other		Cancelled, Abated or Adjusted 1972	
Public Buildings and Grounds	20,000.00	CAPITAL DEBT AUTHORIZED, DECEMBER 31, 1972		Transfers to Tax Title Liens or Foreclosed	
Other Public Works		ISSUED AND UNISSUED GROSS DEBT NET DEBT		Balance December 31, 1972	
HEALTH and WELFARE		School		TAX TITLE LIENS OUTSTANDING	
Health Services Except Environmental	67,393.00	Self-liquidating		Balance January 1, 1972	
Welfare-Public Assistance	48,314.00	Other		Transfers From Taxes	
Hospitals, Clinics, First Aid	7,000.00	Total		Redeemed in 1972	
Animal, Insect, & Rodent Control	17,600.00	ISSUED AND OUTSTANDING		Cancelled, Abated or Adjusted (1972)	
Other Welfare Services	1,650.00	School		Transfers to Foreclosed Property	
RECREATION and CONSERVATION		Self-Liquidating		Balance December 31, 1972	
Beaches and Boardwalks		Other		PROPERTY ACQUIRED BY DEED OR FORECLOSURE	
Parks, Playgrounds, Shade Trees	57,196.00	Total		Balance January 1, 1972	
Land Reclamation & Conservation		EQUALIZED VALUATION BASIS		Transfers From Taxes or Liens	
Other Recreational Services	112,042.00	FOR NET DEBT COMPUTATION		Sale for Cash (1972)	
EDUCATION (excluding schools)		REAL PROPERTY VALUATIONS		Cancelled, Abated or Adjusted (1972)	
Libraries	72,000.00	Code Class # of Parcels % VAL'N		Balance December 31, 1972	
Other Educational Services		ASSESSED VALUATION		CURRENT FINANCES DECEMBER 31, 1972	
STATUTORY EXPENDITURES		1 Vacant Land 1770 7.29		ASSETS	
Pensions & F. I. C. A.	140,000.00	2 Residential 6673 67.34		Cash Dec. 31, 1972	
Employee Fringe Benefits	51,221.00	3 Farm 518 4.72		Taxes Receivable	
Other Statutory Expenditures		4a Commercial 199 7.86		Tax Title Liens	
MUNICIPAL FUNCTIONS TOTAL	2,885,152.00	4b Industrial 55 7.11		Foreclosed Property	
CAPITAL IMPROVEMENTS *MEMO*	60,000.00	4c Apartments 13 5.68		Emergencies & Other Deferred Charges	
DEBT SERVICE		9232 Total		State Aid Receivable	
Principal Payments	195,300.00	Land Area 46.90 Sq. Miles		Other Receivables	
Interest Payments	110,826.25	Net Valuation Taxable-Municipal		Total	
DEFERRED CHARGES		Net Valuation Taxable-County		LIABILITIES, RESERVES, AND SURPLUS	
SCHOOL, COUNTY, SPECIAL DISTRICT TAXES	72,062.00	State Equalization Ratio		Cash Liabilities	
RESERVE FOR UNCOLLECTED TAXES	9,039,596.08			Reserves for Receivables	
EMERGENCY EMPLOYMENT ACT OF 1971	842,209.70			Surplus Dec. 31,	
EXPENDITURES TOTAL	13,145,646.03			Total	

2105

Population 1970 1,973
 Population 1972 2,015
 S & P Rating
 Moody Rating

General Tax Rate Per \$100. 5.54
 State Equalized Tax Rate 2.79

FRANKLIN TOWNSHIP — WARREN COUNTY

Form of Government:

Township Committee

Number of Members on Governing Body 3

PER CAPITA: 405.62 PER CENT: 5.03
 Gross Debt
 Net Debt
 Debt Service
 Total Tax Levy 565.84
 Municipal Expenditures 111.57
 Gross Debt
 Net Debt
 Tax Levy Collected 87.16
 Tax Levy Cancelled, Abated or Adjusted .04

EXPENDITURES		REVENUES-REALIZED		1972 PROPERTY TAX	
GENERAL GOVERNMENT		1972 Property Taxes Collected		STATE EQUALIZED TAX RATE 1.00	
Governing Body & Public Boards			495,875.83	Local District School Taxes 1.00	
Municipal Clerk		1972 Payments in Lieu of Taxes	70,079.95	Regional & Consolidated School Tax 1.03	
Financial Administration	4,135.00	Delinquent Tax & Lien Collections	49,836.00	School Taxes in Municipal Budget	
Assessment of Taxes	3,290.00	Business Personalty Replacement Taxes	193,125.33	County Taxes .65	
Collection of Taxes	3,190.00	Taxes from Public Utilities		County Library Taxes .02	
Planning, Housing & Development	6,500.00	Other Miscellaneous Tax Revenues	10,768.04	Local Municipal Purpose Taxes	
Human Resources		State Aid Revenues		Veteran & Senior Citizen Taxes .05	
Elections		Federal Aid Revenues		Total Taxes for Rate Computation 2.79	
General Administration (other)	23,815.00	State and Local Fiscal Assistance Act Utilized		Special District Taxes	
JUDICIARY		Sale of Acquired Property	22,813.81	Bank Stock Taxes	
Municipal Courts	5,310.00	Other Miscellaneous Revenues	14,950.32	Added and Omitted Taxes	
PUBLIC SAFETY		Other Revenues, Revenue Sharing Tax Effort	857,449.28	Total Taxes Levied - ABSTRACT	
Fire Protection	5,400.00	REVENUES TOTAL	899,533.81	Total Taxes Billed	
Police Protection	4,125.00			1972 TAXES COLLECTED	
Civil Defense & Disaster Control	100.00			1972 Taxes Cancelled, Abated or Adjusted	
Environmental Inspection & Control	830.00			Transfer to Tax Title Liens or Foreclosed	
Other Public Safety				Balance Outstanding Dec. 31, 1972	
PUBLIC WORKS		CAPITAL OUTLAY TOTAL	3,000.00	PRIOR YEARS TAXES OUTSTANDING	
Streets and Drainage	56,500.00			Balance January 1, 1972	
Sewers and Sewage Processing		Public Enterprises		Collected in 1972	
Garbage and Trash Disposal		Recreation—Culture		Cancelled, Abated or Adjusted 1972	
Public Buildings and Grounds	3,315.00	Public Works	3,000.00	Transfers to Tax Title Liens or Foreclosed	
Other Public Works		Buildings and Grounds		Balance December 31, 1972	
HEALTH and WELFARE		Library and Education		TAX TITLE LIENS OUTSTANDING	
Health Services Except Environmental	4,200.00	Conservation		Balance January 1, 1972	
Welfare-Public Assistance	2,800.00	All Other		Transfers From Taxes	
Hospitals, Clinics, First Aid	100.00			Redeemed in 1972	
Animal, Insect, & Rodent Control		CAPITAL DEBT AUTHORIZED, DECEMBER 31, 1972		Cancelled, Abated or Adjusted (1972)	
Other Welfare Services		ISSUED AND UNISSUED GROSS DEBT NET DEBT		Transfers to Foreclosed Property	
RECREATION and CONSERVATION		School 817,316		Balance December 31, 1972	
Beaches and Boardwalks		Self-liquidating		PROPERTY ACQUIRED BY DEED OR	
Parks, Playgrounds, Shade Trees		Other		FORECLOSURE	
Land Reclamation & Conservation		Total 817,316		Balance January 1, 1972	
Other Recreational Services		ISSUED AND OUTSTANDING		Transfers From Taxes or Liens	
EDUCATION (excluding schools)		School 547,316.45		Sale for Cash (1972)	
Libraries		Self-Liquidating		Cancelled, Abated or Adjusted (1972)	
Other Educational Services		Other		Balance December 31, 1972	
STATUTORY EXPENDITURES		Total 547,316.45		CURRENT FINANCES DECEMBER 31, 1972	
Pensions & F. I. C. A.	2,356.00	EQUALIZED VALUATION BASIS		ASSETS	
Employee Fringe Benefits	1,400.00	FOR NET DEBT COMPUTATION	16,236,729.00	Cash Dec. 31, 1972	
Other Statutory Expenditures		REAL PROPERTY VALUATIONS		Taxes Receivable	
MUNICIPAL FUNCTIONS TOTAL	127,766.00	Code Class # of Parcels % VAL'N		Tax Title Liens	
CAPITAL IMPROVEMENTS *MEMO*	50,000.00	1 Vacant Land 159 1.76	173,650.00	Foreclosed Property	
DEBT SERVICE		2 Residential 438 47.97	4,742,860.00	Emergencies & Other Deferred Charges	
Principal Payments		3 Farm 345 31.18	3,083,350.00	State Aid Receivable	
Interest Payments		4a Commercial 50 16.77	1,658,405.00	Other Receivables	
DEFERRED CHARGES	16,500.00	4b Industrial 8 2.31	228,750.00	Total	
SCHOOL, COUNTY, SPECIAL DISTRICT TAXES	560,361.99	4c Apartments		LIABILITIES, RESERVES, AND SURPLUS	
RESERVE FOR UNCOLLECTED TAXES	80,550.00	1000 Total	9,887,055.00	Cash Liabilities	
EMERGENCY EMPLOYMENT ACT OF 1971		Land Area 24.10 Sq. Miles		Reserves for Receivables	
EXPENDITURES TOTAL	785,177.99	Net Valuation Taxable-Municipal	10,321,558.00	Surplus Dec. 31,	
		Net Valuation Taxable-County	16,540,179.00	Total	
		State Equalization Ratio	50.41		

0220

Population 1970 7,550
 Population 1972 7,770
 S & P Rating
 Moody Rating

General Tax Rate Per \$100. 2.87
 State Equalized Tax Rate 2.54

FRANKLIN LAKES BOROUGH — BERGEN CO.
 Form of Government:
 Borough Council
 Number of Members on Governing Body 6

PER CAPITA:
 Gross Debt 680.62
 Net Debt 9.78
 Debt Service 513.46
 Total Tax Levy 139.37
 Municipal Expenditures

PER CENT:
 Gross Debt 3.89
 Net Debt
 Tax Levy Collected 97.02
 Tax Levy Cancelled, Abated or Adjusted .34

EXPENDITURES		REVENUES-REALIZED		1972 PROPERTY TAX	
GENERAL GOVERNMENT		1972 Property Taxes Collected		STATE EQUALIZED TAX RATE	
Governing Body & Public Boards		3,882,911.13		Local District School Taxes 1.17	
Municipal Clerk				Regional & Consolidated School Tax .68	
Financial Administration	12,761.50	1972 Payments in Lieu of Taxes		School Taxes in Municipal Budget	
Assessment of Taxes	21,063.00	Delinquent Tax & Lien Collections		County Taxes .35	
Collection of Taxes	9,610.00	Business Personalty Replacement Taxes		County Library Taxes	
Planning, Housing & Development		Taxes from Public Utilities		Local Municipal Purpose Taxes .31	
Human Resources	1,875.00	Other Miscellaneous Tax Revenues		Veteran & Senior Citizen Taxes .02	
Elections	148,747.00	State Aid Revenues		Total Taxes for Rate Computation 2.53	
General Administration (other)		Federal Aid Revenues		Special District Taxes	
JUDICIARY		State and Local Fiscal Assistance Act Utilized		Bank Stock Taxes	
Municipal Courts	4,700.00	Sale of Acquired Property		Added and Omitted Taxes	
PUBLIC SAFETY		Other Miscellaneous Revenues		Total Taxes Levied - ABSTRACT	
Fire Protection	36,470.00	Other Revenues, Revenue Sharing Tax Effort		Total Taxes Billed	
Police Protection	240,686.00	Total		1972 TAXES COLLECTED	
Civil Defense & Disaster Control	500.00	Prior Years Surplus Appropriated		1972 Taxes Cancelled, Abated or Adjusted	
Environmental Inspection & Control	12,906.00	REVENUES TOTAL		Transfer to Tax Title Liens or Foreclosed	
Other Public Safety		CAPITAL OUTLAY TOTAL		Balance Outstanding Dec. 31, 1972	
PUBLIC WORKS		Public Enterprises		PRIOR YEARS TAXES OUTSTANDING	
Streets and Drainage	100,527.00	Recreation—Culture		Balance January 1, 1972	
Sewers and Sewage Processing		Public Works		Collected in 1972	
Garbage and Trash Disposal	30,256.25	Buildings and Grounds		Cancelled, Abated or Adjusted 1972	
Public Buildings and Grounds		Library and Education		Transfers to Tax Title Liens or Foreclosed	
Other Public Works		Conservation		Balance December 31, 1972	
HEALTH and WELFARE		All Other		TAX TITLE LIENS OUTSTANDING	
Health Services Except Environmental	24,035.00	CAPITAL DEBT AUTHORIZED, DECEMBER 31, 1972		Balance January 1, 1972	
Welfare-Public Assistance	1,225.00	ISSUED AND UNISSUED GROSS DEBT NET DEBT		Transfers From Taxes	
Hospitals, Clinics, First Aid		School 5,131,640		Redeemed in 1972	
Animal, Insect, & Rodent Control	11,000.00	Self-liquidating		Cancelled, Abated or Adjusted (1972)	
Other Welfare Services		Other 156,812		Transfers to Foreclosed Property	
RECREATION and CONSERVATION		Total 5,288,453		Balance December 31, 1972	
Beaches and Boardwalks	1,775.00	ISSUED AND OUTSTANDING		PROPERTY ACQUIRED BY DEED OR	
Parks, Playgrounds, Shade Trees		School 5,131,640.50		FORECLOSURE	
Land Reclamation & Conservation	34,472.00	Self-Liquidating		Balance January 1, 1972	
Other Recreational Services		Other		Transfers From Taxes or Liens	
EDUCATION (excluding schools)		Total 5,131,640.50		Sale for Cash (1972)	
Libraries	46,431.23	EQUALIZED VALUATION BASIS		Cancelled, Abated or Adjusted (1972)	
Other Educational Services		FOR NET DEBT COMPUTATION		Balance December 31, 1972	
STATUTORY EXPENDITURES		REAL PROPERTY VALUATIONS		CURRENT FINANCES DECEMBER 31, 1972	
Pensions & F. I. C. A.	40,000.00	Code Class # of Parcels % VAL'N		ASSETS	
Employee Fringe Benefits		1 Vacant Land 500 7.58		Cash Dec. 31, 1972	
Other Statutory Expenditures		2 Residential 1995 78.30		Taxes Receivable	
MUNICIPAL FUNCTIONS TOTAL	785,080.08	3 Farm 37 1.28		Tax Title Liens	
CAPITAL IMPROVEMENTS *MEMO*	250,000.00	4a Commercial 46 12.05		Foreclosed Property	
DEBT SERVICE		4b Industrial 15 .80		Emergencies & Other Deferred Charges	
Principal Payments	75,000.00	4c Apartments 2593		State Aid Receivable	
Interest Payments	1,000.00	Total 137,532,100.00		Other Receivables	
DEFERRED CHARGES		Land Area 9.80 Sq. Miles		Total	
SCHOOL, COUNTY, SPECIAL DISTRICT TAXES	3,433,836.16	Net Valuation Taxable-Municipal		LIABILITIES, RESERVES, AND SURPLUS	
RESERVE FOR UNCOLLECTED TAXES	217,852.51	Net Valuation Taxable-County		Cash Liabilities	
EMERGENCY EMPLOYMENT ACT OF 1971		State Equalization Ratio 88.78		Reserves for Receivables	
EXPENDITURES TOTAL	4,516,768.75			Surplus Dec. 31,	
				Total	

1907

Population 1970 1,372
 Population 1972 1,530
 S & P Rating
 Moody Rating

General Tax Rate Per \$100. 4.24
 State Equalized Tax Rate 3.30

FREDON TOWNSHIP — SUSSEX COUNTY
 Form of Government:
 Township Committee
 Number of Members on Governing Body 5

PER CAPITA:
 Gross Debt 261.97
 Net Debt 41.71
 Debt Service
 Total Tax Levy 510.95
 Municipal Expenditures 145.15

PER CENT:
 Gross Debt 2.06
 Net Debt .33
 Tax Levy Collected 87.02
 Tax Levy Cancelled, Abated or Adjusted

EXPENDITURES		REVENUES-REALIZED		1972 PROPERTY TAX	
GENERAL GOVERNMENT		1972 Property Taxes Collected		STATE EQUALIZED TAX RATE	
Governing Body & Public Boards		680,310.78		Local District School Taxes	2.12
Municipal Clerk		1972 Payments in Lieu of Taxes		Regional & Consolidated School Tax	.04
Financial Administration	2,800.00	75,545.83		School Taxes in Municipal Budget	
Assessment of Taxes	2,500.00	Delinquent Tax & Lien Collections		County Taxes	.84
Collection of Taxes	2,800.00	18,627.74		County Library Taxes	.03
Planning, Housing & Development	3,658.00	Business Personalty Replacement Taxes		Local Municipal Purpose Taxes	.24
Human Resources		39,007.27		Veteran & Senior Citizen Taxes	.03
Elections		Other Miscellaneous Tax Revenues		Total Taxes for Rate Computation	3.30
General Administration (other)	12,530.00	10,324.38		Special District Taxes	
JUDICIARY		Federal Aid Revenues		Bank Stock Taxes	175.75
Municipal Courts	250.00	State and Local Fiscal Assistance Act Utilized		Added and Omitted Taxes	38,902.92
PUBLIC SAFETY		Sale of Acquired Property		Total Taxes Levied - ABSTRACT	781,747.63
Fire Protection	2,000.00	Other Miscellaneous Revenues		Total Taxes Billed	781,747.63
Police Protection		Other Revenues, Revenue Sharing Tax Effort		1972 TAXES COLLECTED	680,310.78
Civil Defense & Disaster Control	150.00	Prior Years Surplus Appropriated		1972 Taxes Cancelled, Abated or Adjusted	
Environmental Inspection & Control	2,800.00	REVENUES TOTAL		Transfer to Tax Title Liens or Foreclosed	
Other Public Safety		CAPITAL OUTLAY TOTAL		Balance Outstanding Dec. 31, 1972	101,436.85
PUBLIC WORKS		Public Enterprises		PRIOR YEARS TAXES OUTSTANDING	
Streets and Drainage	60,300.00	Recreation—Culture		Balance January 1, 1972	44,559.94
Sewers and Sewage Processing		Public Works		Collected in 1972	75,159.29
Garbage and Trash Disposal		Buildings and Grounds		Cancelled, Abated or Adjusted 1972	
Public Buildings and Grounds	3,262.00	Library and Education		Transfers to Tax Title Liens or Foreclosed	
Other Public Works		Conservation		Balance December 31, 1972	5,800.65
HEALTH and WELFARE		All Other		TAX TITLE LIENS OUTSTANDING	
Health Services Except Environmental	3,650.00	CAPITAL DEBT AUTHORIZED, DECEMBER 31, 1972		Balance January 1, 1972	11,533.35
Welfare-Public Assistance	225.00	ISSUED AND UNISSUED GROSS DEBT NET DEBT		Transfers From Taxes	
Hospitals, Clinics, First Aid	500.00	School 337,000		Redeemed in 1972	346.54
Animal, Insect, & Rodent Control		Self-liquidating 63,818		Cancelled, Abated or Adjusted (1972)	
Other Welfare Services		Other 63,818		Transfers to Foreclosed Property	
RECREATION and CONSERVATION		Total 400,818		Balance December 31, 1972	11,186.81
Beaches and Boardwalks		ISSUED AND OUTSTANDING		PROPERTY ACQUIRED BY DEED OR FORECLOSURE	
Parks, Playgrounds, Shade Trees		School 337,000.00		Balance January 1, 1972	
Land Reclamation & Conservation		Self-Liquidating		Transfers From Taxes or Liens	
Other Recreational Services	500.00	Other		Sale for Cash (1972)	
EDUCATION (excluding schools)		Total 337,000.00		Cancelled, Abated or Adjusted (1972)	
Libraries		EQUALIZED VALUATION BASIS FOR NET DEBT COMPUTATION		Balance December 31, 1972	
Other Educational Services		REAL PROPERTY VALUATIONS		CURRENT FINANCES DECEMBER 31, 1972	
STATUTORY EXPENDITURES		Code Class # of Parcels % VAL'N ASSESSED VALUATION		ASSETS	
Pensions & F. I. C. A.	650.00	1 Vacant Land 281 9.55 1,734,850.00		Cash Dec. 31, 1972	215,135.28
Employee Fringe Benefits		2 Residential 465 66.38 11,574,000.00		Taxes Receivable	107,237.50
Other Statutory Expenditures		3 Farm 180 16.48 2,872,800.00		Tax Title Liens	11,186.81
MUNICIPAL FUNCTIONS		4a Commercial 22 4.34 757,100.00		Foreclosed Property	
CAPITAL IMPROVEMENTS		4b Industrial 3 2.86 498,300.00		Emergencies & Other Deferred Charges	11,660.00
DEBT SERVICE		4c Apartments 955 Total 17,437,050.00		State Aid Receivable	
Principal Payments		Land Area 18.00 Sq. Miles		Other Receivables	16,508.82
Interest Payments		Net Valuation Taxable-Municipal 17,725,241.00		Total	361,728.41
DEFERRED CHARGES		Net Valuation Taxable-County 20,731,806.00		LIABILITIES, RESERVES, AND SURPLUS	
SCHOOL, COUNTY, SPECIAL DISTRICT TAXES		State Equalization Ratio 77.87		Cash Liabilities	25,518.69
RESERVE FOR UNCOLLECTED TAXES				Reserves for Receivables	134,533.13
EMERGENCY EMPLOYMENT ACT OF 1971				Surplus Dec. 31,	200,876.59
EXPENDITURES TOTAL	909,710.47			Total	361,728.41

1315

Population 1970 10,545
 Population 1972 10,875
 S & P Rating BBB
 Moody Rating BAA

General Tax Rate Per \$100. 4.47
 State Equalized Tax Rate 4.37

FREEHOLD BOROUGH — MONMOUTH COUNTY

Form of Government:

Borough Council

Number of Members on Governing Body 6

PER CAPITA:

Gross Debt 473.68
 Net Debt 72.27
 Debt Service 8.61
 Total Tax Levy 330.91
 Municipal Expenditures 147.33

PER CENT:

Gross Debt 6.93
 Net Debt 1.06
 Tax Levy Collected 56.42
 Tax Levy Cancelled, Abated or Adjusted .22

EXPENDITURES		REVENUES-REALIZED		1972 PROPERTY TAX	
GENERAL GOVERNMENT		1972 Property Taxes Collected		STATE EQUALIZED TAX RATE	
Governing Body & Public Boards			3,471,351.55	Local District School Taxes	1.45
Municipal Clerk				Regional & Consolidated School Tax	1.02
Financial Administration	5,674.00	1972 Payments in Lieu of Taxes		School Taxes in Municipal Budget	
Assessment of Taxes	7,780.00	Delinquent Tax & Lien Collections	110,118.35	County Taxes	.68
Collection of Taxes	14,587.00	Business Personalty Replacement Taxes	128,849.16	County Library Taxes	
Planning, Housing & Development	12,500.00	Taxes from Public Utilities	125,468.76	Local Municipal Purpose Taxes	1.16
Human Resources	1,500.00	Other Miscellaneous Tax Revenues		Veteran & Senior Citizen Taxes	.07
Elections	1,400.00	State Aid Revenues	44,480.46	Total Taxes for Rate Computation	4.38
General Administration (other)	130,242.00	Federal Aid Revenues		Special District Taxes	
JUDICIARY		State and Local Fiscal Assistance Act Utilized		Bank Stock Taxes	22,758.58
Municipal Courts	18,639.00	Sale of Acquired Property		Added and Omitted Taxes	39,183.45
PUBLIC SAFETY		Other Miscellaneous Revenues	65,103.91	Total Taxes Levied - ABSTRACT	3,558,685.12
Fire Protection	37,804.00	Other Revenues, Revenue Sharing Tax Effort	39,913.27	Total Taxes Billed	3,600,192.88
Police Protection	379,404.00	Total	3,585,285.46	1972 TAXES COLLECTED	3,471,351.55
Civil Defense & Disaster Control	1,000.00	Prior Years Surplus Appropriated	240,000.00	1972 Taxes Cancelled, Abated or Adjusted	8,047.70
Environmental Inspection & Control	15,923.00	REVENUES TOTAL	4,225,285.46	Transfer to Tax Title Liens or Foreclosed	14,437.78
Other Public Safety		CAPITAL OUTLAY TOTAL	86,800.04	Balance Outstanding Dec. 31, 1972	106,355.85
PUBLIC WORKS				PRIOR YEARS TAXES OUTSTANDING	
Streets and Drainage	261,873.00	Public Enterprises	50,049.30	Balance January 1, 1972	123,412.41
Sewers and Sewage Processing		Recreation—Culture	19,560.00	Collected in 1972	59,210.25
Garbage and Trash Disposal	104,000.00	Public Works	.03	Cancelled, Abated or Adjusted 1972	
Public Buildings and Grounds	56,170.00	Buildings and Grounds	17,190.71	Transfers to Tax Title Liens or Foreclosed	5,219.07
Other Public Works	1,000.00	Library and Education		Balance December 31, 1972	18,583.09
HEALTH and WELFARE		Conservation		TAX TITLE LIENS OUTSTANDING	
Health Services Except Environmental	16,540.00	All Other		Balance January 1, 1972	32,599.87
Welfare-Public Assistance	8,460.00	CAPITAL DEBT AUTHORIZED, DECEMBER 31, 1972		Transfers From Taxes	20,373.25
Hospitals, Clinics, First Aid	15,000.00	ISSUED AND UNISSUED		Redeemed in 1972	10,508.10
Animal, Insect, & Rodent Control		School	3,720,417	Cancelled, Abated or Adjusted (1972)	
Other Welfare Services		Self-liquidating	645,000	Transfers to Foreclosed Property	
RECREATION and CONSERVATION		Other	785,900	Balance December 31, 1972	42,465.02
Beaches and Boardwalks		Total	5,151,317	PROPERTY ACQUIRED BY DEED OR	
Parks, Playgrounds, Shade Trees	50,607.00	ISSUED AND OUTSTANDING		FORECLOSURE	
Land Reclamation & Conservation		School	2,153,617.33	Balance January 1, 1972	8,500.00
Other Recreational Services	2,419.70	Self-Liquidating	645,000.00	Transfers From Taxes or Liens	
EDUCATION (excluding schools)		Other	785,900.00	Sale for Cash (1972)	
Libraries	29,036.00	Total	3,584,517.33	Cancelled, Abated or Adjusted (1972)	
Other Educational Services		EQUALIZED VALUATION BASIS		Balance December 31, 1972	8,500.00
STATUTORY EXPENDITURES		FOR NET DEBT COMPUTATION	74,296,782.67	CURRENT FINANCES DECEMBER 31, 1972	
Pensions & F. I. C. A.	86,000.00	REAL PROPERTY VALUATIONS		ASSETS	
Employee Fringe Benefits	20,119.30	Code Class # of Parcels % VAL'N		Cash Dec. 31, 1972	666,528.22
Other Statutory Expenditures		1 Vacant Land 335 2.09	1,584,500.00	Taxes Receivable	125,338.94
MUNICIPAL FUNCTIONS TOTAL	1,281,678.00	2 Residential 2527 66.75	50,622,850.00	Tax Title Liens	42,465.02
CAPITAL IMPROVEMENTS *MEMO*	111,200.00	3 Farm 2 .02	16,200.00	Foreclosed Property	8,500.00
DEBT SERVICE		4a Commercial 193 19.05	14,444,500.00	Emergencies & Other Deferred Charges	27,500.00
Principal Payments	47,800.00	4b Industrial 6 7.51	5,694,100.00	State Aid Receivable	311.25
Interest Payments	45,800.00	4c Apartments 7 4.59	3,477,800.00	Other Receivables	26,504.59
		3070 Total	75,840,350.00	Total	1,098,348.02
DEFERRED CHARGES	26,534.00	Land Area 1.90 Sq. Miles		LIABILITIES, RESERVES, AND SURPLUS	
SCHOOL, COUNTY, SPECIAL DISTRICT TAXES	2,581,855.67	Net Valuation Taxable-Municipal	80,330,813.00	Cash Liabilities	534,006.13
RESERVE FOR UNCOLLECTED TAXES	200,000.00	Net Valuation Taxable-County	84,221,141.00	Reserves for Receivables	203,608.55
EMERGENCY EMPLOYMENT ACT OF 1971		State Equalization Ratio	97.86	Surplus Dec. 31,	360,733.34
EXPENDITURES TOTAL	4,184,067.67			Total	1,098,348.02

1316

Population 1970 **13,185**
 Population 1972 **14,710**
 S & P Rating **B B B**
 Moody Rating **B A A**

General Tax Rate Per \$100. **4.02**
 State Equalized Tax Rate **3.55**

FREEHOLD TOWNSHIP — MONMOUTH COUNTY

Form of Government:

Township Committee

Number of Members on Governing Body 5

PER CAPITA:

Gross Debt **880.39**
 Net Debt **79.45**
 Debt Service
 Total Tax Levy **484.54**
 Municipal Expenditures **143.64**

PER CENT:

Gross Debt **8.76**
 Net Debt **.79**
 Tax Levy Collected **95.62**
 Tax Levy Cancelled, Abated or Adjusted **.57**

EXPENDITURES		REVENUES-REALIZED		1972 PROPERTY TAX	
GENERAL GOVERNMENT				STATE EQUALIZED TAX RATE 1.98	
Governing Body & Public Boards		1972 Property Taxes Collected	6,818,135.03	Local District School Taxes	3,469,216.00
Municipal Clerk	13,700.00	1972 Payments in Lieu of Taxes		Regional & Consolidated School Tax	1,577,498.52
Financial Administration	35,100.00	Delinquent Tax & Lien Collections	239,630.89	School Taxes in Municipal Budget	
Assessment of Taxes	35,650.00	Business Personalty Replacement Taxes	85,754.76	County Taxes	1,061,556.41
Collection of Taxes	23,450.00	Taxes from Public Utilities	348,208.51	County Library Taxes	40,030.13
Planning, Housing & Development		Other Miscellaneous Tax Revenues		Local Municipal Purpose Taxes	724,420.02
Human Resources	3,000.00	State Aid Revenues	50,074.42	Veteran & Senior Citizen Taxes	59,220.00
Elections	233,811.79	Federal Aid Revenues	24,594.70	Total Taxes for Rate Computation	6,932,041.08
General Administration (other)		State and Local Fiscal Assistance Act Utilized		Special District Taxes	76,250.00
JUDICIARY		Sale of Acquired Property		Bank Stock Taxes	4,179.98
Municipal Courts	29,250.00	Other Miscellaneous Revenues	205,891.35	Added and Omitted Taxes	174,418.85
PUBLIC SAFETY		Other Revenues, Revenue Sharing Tax Effort	113,918.64	Total Taxes Levied - ABSTRACT	7,127,609.91
Fire Protection	28,750.00	Total	7,886,208.30	Total Taxes Billed	7,120,360.51
Police Protection	303,500.00	Prior Years Surplus Appropriated	699,400.00	1972 TAXES COLLECTED	6,818,135.03
Civil Defense & Disaster Control	4,000.00	REVENUES TOTAL	8,585,608.30	1972 Taxes Cancelled, Abated or Adjusted	40,514.68
Environmental Inspection & Control	42,250.00	CAPITAL OUTLAY TOTAL	327,391.17	Transfer to Tax Title Liens or Foreclosed	
Other Public Safety		Public Enterprises	327,391.17	Balance Outstanding Dec. 31, 1972	271,310.80
PUBLIC WORKS		Recreation—Culture		PRIOR YEARS TAXES OUTSTANDING	
Streets and Drainage	452,050.00	Public Works		Balance January 1, 1972	282,877.50
Sewers and Sewage Processing	5,500.00	Buildings and Grounds		Collected in 1972	220,811.08
Garbage and Trash Disposal	2,400.00	Library and Education		Cancelled, Abated or Adjusted 1972	9,026.30
Public Buildings and Grounds	189,400.00	Conservation		Transfers to Tax Title Liens or Foreclosed	
Other Public Works		All Other		Balance December 31, 1972	53,040.12
HEALTH and WELFARE		CAPITAL DEBT AUTHORIZED, DECEMBER 31, 1972		TAX TITLE LIENS OUTSTANDING	
Health Services Except Environmental	11,050.00	ISSUED AND UNISSUED		Balance January 1, 1972	76,602.49
Welfare-Public Assistance	5,100.00	School	8,901,597	Transfers From Taxes	
Hospitals, Clinics, First Aid	16,000.00	Self-liquidating	3,717,000	Redeemed in 1972	18,819.81
Animal, Insect, & Rodent Control		Other	332,000	Cancelled, Abated or Adjusted (1972)	
Other Welfare Services		Total	12,950,597	Transfers to Foreclosed Property	
RECREATION and CONSERVATION		ISSUED AND OUTSTANDING		Balance December 31, 1972	57,782.68
Beaches and Boardwalks	10,000.00	School	8,901,597.67	PROPERTY ACQUIRED BY DEED OR FORECLOSURE	
Parks, Playgrounds, Shade Trees		Self-Liquidating	3,422,000.00	Balance January 1, 1972	54,100.00
Land Reclamation & Conservation	41,200.00	Other	332,000.00	Transfers From Taxes or Liens	
Other Recreational Services		Total	12,655,597.67	Sale for Cash (1972)	
EDUCATION (excluding schools)		EQUALIZED VALUATION BASIS FOR NET DEBT COMPUTATION	147,810,554.00	Cancelled, Abated or Adjusted (1972)	
Libraries	600.00	REAL PROPERTY VALUATIONS		Balance December 31, 1972	54,100.00
Other Educational Services		Code Class # of Parcels % VAL'N		CURRENT FINANCES DECEMBER 31, 1972	
STATUTORY EXPENDITURES		ASSESSED VALUATION		ASSETS	
Pensions & F. I. C. A.	46,620.00	1 Vacant Land 1301 7.72	13,165,550.00	Cash Dec. 31, 1972	3,358,262.53
Employee Fringe Benefits	26,500.00	2 Residential 3353 64.46	109,938,550.00	Taxes Receivable	324,350.92
Other Statutory Expenditures		3 Farm 469 3.67	6,255,550.00	Tax Title Liens	57,782.68
MUNICIPAL FUNCTIONS TOTAL	1,568,981.79	4a Commercial 154 13.25	22,591,225.00	Foreclosed Property	54,100.00
CAPITAL IMPROVEMENTS *MEMO*	480,000.00	4b Industrial 10 8.74	14,501,625.00	Emergencies & Other Deferred Charges	32,440.00
DEBT SERVICE		4c Apartments 4 2.17	3,700,300.00	State Aid Receivable	22,134.20
Principal Payments		- 5291 Total	170,553,200.00	Other Receivables	105,456.54
Interest Payments		Land Area 37.00 Sq. Miles		Total	3,554,526.87
DEFERRED CHARGES	22,380.00	Net Valuation Taxable-Municipal	172,517,671.00	LIABILITIES, RESERVES, AND SURPLUS	
SCHOOL, COUNTY, SPECIAL DISTRICT TAXES	6,224,591.06	Net Valuation Taxable-County	160,080,249.00	Cash Liabilities	2,446,786.04
RESERVE FOR UNCOLLECTED TAXES	455,500.00	State Equalization Ratio	98.47	Reserves for Receivables	541,690.14
EMERGENCY EMPLOYMENT ACT OF 1971	26,138.21			Surplus Dec. 31,	566,050.69
EXPENDITURES TOTAL	8,337,591.06			Total	3,554,526.87

2106

Population 1970 1,118
 Population 1972 1,125
 S & P Rating
 Moody Rating

General Tax Rate Per \$100. 3.58
 State Equalized Tax Rate 2.94

FRELINGHUYSEN TOWNSHIP — WARREN COUNTY
 Form of Government: Township Committee
 Number of Members on Governing Body 3

PER CAPITA:
 Gross Debt 557.57
 Net Debt 1.78
 Debt Service
 Total Tax Levy 478.38
 Municipal Expenditures 199.19

PER CENT:
 Gross Debt 3.61
 Net Debt .01
 Tax Levy Collected 87.83
 Tax Levy Cancelled, Abated or Adjusted

EXPENDITURES		REVENUES-REALIZED		1972 PROPERTY TAX	
GENERAL GOVERNMENT				STATE EQUALIZED TAX RATE	
Governing Body & Public Boards		1972 Property Taxes Collected	472,693.73	Local District School Taxes .89	163,599.00
Municipal Clerk		1972 Payments in Lieu of Taxes		Regional & Consolidated School Tax 1.09	200,709.98
Financial Administration	3,478.55	Delinquent Tax & Lien Collections	78,389.26	School Taxes in Municipal Budget	
Assessment of Taxes	2,441.00	Business Personalty Replacement Taxes	15,795.97	County Taxes .75	144,192.32
Collection of Taxes	2,698.00	Taxes from Public Utilities	31,006.51	County Library Taxes .03	4,756.56
Planning, Housing & Development	1,700.00	Other Miscellaneous Tax Revenues		Local Municipal Purpose Taxes .12	21,217.41
Human Resources		State Aid Revenues	26,265.27	Veteran & Senior Citizen Taxes .03	5,520.00
Elections		Federal Aid Revenues		Total Taxes for Rate Computation 2.95	539,995.27
General Administration (other)	12,443.75	State and Local Fiscal Assistance Act Utilized		Special District Taxes	
JUDICIARY		Sale of Acquired Property	7,152.35	Bank Stock Taxes	3,700.00
Municipal Courts		Other Miscellaneous Revenues	7,607.75	Added and Omitted Taxes	
PUBLIC SAFETY		Other Revenues, Revenue Sharing Tax Effort	638,510.84	Total Taxes Levied - ABSTRACT	538,175.27
Fire Protection	600.00	Total	90,000.00	Total Taxes Billed	538,175.27
Police Protection		Prior Years Surplus Appropriated	728,510.84	1972 TAXES COLLECTED	472,693.73
Civil Defense & Disaster Control	155.00	REVENUES		1972 Taxes Cancelled, Abated or Adjusted	
Environmental Inspection & Control	472.00	CAPITAL OUTLAY		Transfer to Tax Title Liens or Foreclosed	
Other Public Safety		Total		Balance Outstanding Dec. 31, 1972	65,481.54
PUBLIC WORKS				PRIOR YEARS TAXES OUTSTANDING	
Streets and Drainage	77,475.00	Public Enterprises		Balance January 1, 1972	77,319.13
Sewers and Sewage Processing		Recreation—Culture		Collected in 1972	76,568.96
Garbage and Trash Disposal		Public Works		Cancelled, Abated or Adjusted 1972	
Public Buildings and Grounds	400.00	Buildings and Grounds		Transfers to Tax Title Liens or Foreclosed	
Other Public Works	12,000.00	Library and Education		Balance December 31, 1972	750.17
HEALTH and WELFARE		Conservation		TAX TITLE LIENS OUTSTANDING	
Health Services Except Environmental	450.00	All Other		Balance January 1, 1972	6,054.48
Welfare-Public Assistance	146.00	CAPITAL DEBT AUTHORIZED, DECEMBER 31, 1972		Transfers From Taxes	
Hospitals, Clinics, First Aid	100.00	ISSUED AND UNISSUED		Redeemed in 1972	1,820.30
Animal, Insect, & Rodent Control	1,763.35	GROSS DEBT	625,262	Cancelled, Abated or Adjusted (1972)	
Other Welfare Services		School		Transfers to Foreclosed Property	
RECREATION and CONSERVATION		Self-liquidating	2,000	Balance December 31, 1972	4,234.18
Beaches and Boardwalks		Other	2,000	PROPERTY ACQUIRED BY DEED OR FORECLOSURE	
Parks, Playgrounds, Shade Trees		Total	627,262	Balance January 1, 1972	
Land Reclamation & Conservation		ISSUED AND OUTSTANDING		Transfers From Taxes or Liens	
Other Recreational Services	100.00	School	625,262.28	Sale for Cash (1972)	
EDUCATION (excluding schools)		Self-Liquidating		Cancelled, Abated or Adjusted (1972)	
Libraries		Other		Balance December 31, 1972	
Other Educational Services		Total	625,262.28	CURRENT FINANCES DECEMBER 31, 1972	
STATUTORY EXPENDITURES		EQUALIZED VALUATION BASIS		ASSETS	
Pensions & F. I. C. A.	1,725.00	FOR NET DEBT COMPUTATION	17,387,213.33	Cash Dec. 31, 1972	188,221.37
Employee Fringe Benefits	800.00	REAL PROPERTY VALUATIONS		Taxes Receivable	66,231.71
Other Statutory Expenditures		Code Class # of Parcels % VAL'N		Tax Title Liens	4,234.18
MUNICIPAL FUNCTIONS		1 Vacant Land 125 8.11	1,219,300.00	Foreclosed Property	
CAPITAL IMPROVEMENTS		2 Residential 287 42.82	6,440,150.00	Emergencies & Other Deferred Charges	15,603.12
DEBT SERVICE		3 Farm 272 33.20	4,993,145.00	State Aid Receivable	27,500.00
Principal Payments		4a Commercial 55 15.88	2,388,175.00	Other Receivables	11,820.43
Interest Payments		4b Industrial		Total	212,610.81
		4c Apartments		LIABILITIES, RESERVES, AND SURPLUS	
DEFERRED CHARGES		739 Total	15,040,770.00	Cash Liabilities	44,990.63
SCHOOL, COUNTY, SPECIAL DISTRICT TAXES	5,140.66	Land Area 23.60 Sq. Miles		Reserves for Receivables	82,286.32
RESERVE FOR UNCOLLECTED TAXES	100,000.00	Net Valuation Taxable-Municipal	15,119,266.00	Surplus Dec. 31,	186,333.86
EMERGENCY EMPLOYMENT ACT OF 1971		Net Valuation Taxable-County	17,555,121.00	Total	212,610.81
EXPENDITURES		State Equalization Ratio	82.35		
TOTAL	737,346.57				

1011

Population 1970 1,459
 Population 1972 1,485
 S & P Rating
 Moody Rating

General Tax Rate Per \$100. 4.31
 State Equalized Tax Rate 3.10

FRENCHTOWN BOROUGH — HUNTERDON CO.

Form of Government:

Borough Council

Number of Members on Governing Body 6

PER CAPITA:

Gross Debt 374.68
 Net Debt
 Debt Service
 Total Tax Levy 299.00
 Municipal Expenditures 104.83

PER CENT:

Gross Debt 5.46
 Net Debt
 Tax Levy Collected 87.20
 Tax Levy Cancelled, Abated or Adjusted 1.47

EXPENDITURES		REVENUES-REALIZED		1972 PROPERTY TAX	
GENERAL GOVERNMENT				STATE EQUALIZED TAX RATE — 3.10	
Governing Body & Public Boards		1972 Property Taxes Collected	387,196.05	Local District School Taxes 1.18	171,312.00
Municipal Clerk		1972 Payments in Lieu of Taxes		Regional & Consolidated School Tax 1.17	169,917.28
Financial Administration	1,600.00	Delinquent Tax & Lien Collections	32,665.36	School Taxes in Municipal Budget	
Assessment of Taxes	2,550.00	Business Personalty Replacement Taxes	37,262.90	County Taxes .32	46,518.12
Collection of Taxes	2,225.00	Taxes from Public Utilities	16,339.25	County Library Taxes .02	2,262.94
Planning, Housing & Development	2,500.00	Other Miscellaneous Tax Revenues		Local Municipal Purpose Taxes .36	51,774.72
Human Resources		State Aid Revenues	6,513.89	Veteran & Senior Citizen Taxes .06	8,730.00
Elections	500.00	Federal Aid Revenues		Total Taxes for Rate Computation 3.11	450,515.06
General Administration (other)	15,810.00	State and Local Fiscal Assistance Act Utilized		Special District Taxes	
JUDICIARY		Sale of Acquired Property		Bank Stock Taxes	2,225.28
Municipal Courts	2,455.00	Other Miscellaneous Revenues	20,370.19	Added and Omitted Taxes	
PUBLIC SAFETY		Other Revenues, Revenue Sharing Tax Effort	5,969.96	Total Taxes Levied - ABSTRACT	444,010.34
Fire Protection	6,200.00	Total	506,717.60	Total Taxes Billed	444,010.34
Police Protection	22,225.00	Prior Years Surplus Appropriated	40,000.00	1972 TAXES COLLECTED	387,196.05
Civil Defense & Disaster Control		REVENUES TOTAL	546,717.60	1972 Taxes Cancelled, Abated or Adjusted	6,505.34
Environmental Inspection & Control	800.00	CAPITAL OUTLAY TOTAL	11,716.43	Transfer to Tax Title Liens or Foreclosed	
Other Public Safety		Public Enterprises		Balance Outstanding Dec. 31, 1972	50,304.95
PUBLIC WORKS		Recreation—Culture	1,662.04	PRIOR YEARS TAXES OUTSTANDING	
Streets and Drainage	33,460.00	Public Works	2,075.00	Balance January 1, 1972	34,163.65
Sewers and Sewage Processing	14,400.00	Buildings and Grounds	7,975.39	Collected in 1972	32,665.36
Garbage and Trash Disposal	3,000.00	Library and Education		Cancelled, Abated or Adjusted 1972	
Public Buildings and Grounds		Conservation		Transfers to Tax Title Liens or Foreclosed	
Other Public Works		All Other		Balance December 31, 1972	1,498.29
HEALTH and WELFARE		CAPITAL DEBT AUTHORIZED, DECEMBER 31, 1972		TAX TITLE LIENS OUTSTANDING	
Health Services Except Environmental	2,550.00	ISSUED AND UNISSUED		Balance January 1, 1972	
Welfare-Public Assistance	200.00	School	62,401	Transfers From Taxes	
Hospitals, Clinics, First Aid		Self-liquidating	494,000	Redeemed in 1972	
Animal, Insect, & Rodent Control		Other		Cancelled, Abated or Adjusted (1972)	
Other Welfare Services		Total	556,401	Transfers to Foreclosed Property	
RECREATION and CONSERVATION		ISSUED AND OUTSTANDING		Balance December 31, 1972	
Beaches and Boardwalks		School	62,401.86	PROPERTY ACQUIRED BY DEED OR	
Parks, Playgrounds, Shade Trees	2,100.00	Self-Liquidating	494,000.00	FORECLOSURE	
Land Reclamation & Conservation		Other		Balance January 1, 1972	
Other Recreational Services	600.00	Total	556,401.86	Transfers From Taxes or Liens	
EDUCATION (excluding schools)		EQUALIZED VALUATION BASIS		Cancelled, Abated or Adjusted (1972)	
Libraries	1,600.00	FOR NET DEBT COMPUTATION	10,197,769.67	Balance December 31, 1972	
Other Educational Services		REAL PROPERTY VALUATIONS		CURRENT FINANCES DECEMBER 31, 1972	
STATUTORY EXPENDITURES		Code Class # of Parcels % VAL'N	ASSESSED VALUATION	ASSETS	
Pensions & F. I. C. A.	3,150.00	1 Vacant Land 33 1.13	113,076.00	Cash Dec. 31, 1972	190,553.96
Employee Fringe Benefits		2 Residential 352 72.52	7,278,141.00	Taxes Receivable	51,803.24
Other Statutory Expenditures		3 Farm		Tax Title Liens	
MUNICIPAL FUNCTIONS TOTAL	118,225.00	4a Commercial 42 15.29	1,534,300.00	Foreclosed Property	
CAPITAL IMPROVEMENTS *MEMO*	33,000.00	4b Industrial 8 10.73	1,076,900.00	Emergencies & Other Deferred Charges	4,960.00
DEBT SERVICE		4c Apartments 1 .34	34,200.00	State Aid Receivable	15,000.00
Principal Payments		Total	10,036,617.00	Other Receivables	305.62
Interest Payments		Land Area 1.10 Sq. Miles		Total	262,622.82
DEFERRED CHARGES	1,240.00	Net Valuation Taxable-Municipal	10,453,753.00	LIABILITIES, RESERVES, AND SURPLUS	
SCHOOL, COUNTY, SPECIAL DISTRICT TAXES	390,010.34	Net Valuation Taxable-County	9,905,094.00	Cash Liabilities	157,045.92
RESERVE FOR UNCOLLECTED TAXES	36,110.00	State Equalization Ratio	72.11	Reserves for Receivables	52,108.86
EMERGENCY EMPLOYMENT ACT OF 1971				Surplus Dec. 31,	53,468.04
EXPENDITURES TOTAL	545,685.34			Total	262,622.82

0111

Population 1970 8,276
 Population 1972 9,530
 S & P Rating
 Moody Rating

General Tax Rate Per \$100. 5.51
 State Equalized Tax Rate 3.72

GALLOWAY TOWNSHIP — ATLANTIC COUNTY
 Form of Government:
 Township Committee
 Number of Members on Governing Body 5

PER CAPITA: 125.76
 Gross Debt .94
 Net Debt .53
 Debt Service 280.16
 Total Tax Levy 110.55
 Municipal Expenditures

PER CENT: 2.03
 Gross Debt .02
 Net Debt .02
 Tax Levy Collected 92.30
 Tax Levy Cancelled, Abated or Adjusted .48

EXPENDITURES		REVENUES-REALIZED		1972 PROPERTY TAX	
GENERAL GOVERNMENT		1972 Property Taxes Collected		STATE EQUALIZED TAX RATE	
Governing Body & Public Boards			2,210,641.57	Local District School Taxes	1.41
Municipal Clerk	7,750.00	1972 Payments in Lieu of Taxes		Regional & Consolidated School Tax	1.05
Financial Administration	87,300.00	Delinquent Tax & Lien Collections	141,276.45	School Taxes in Municipal Budget	
Assessment of Taxes	28,300.00	Business Personalty Replacement Taxes	73,943.98	County Taxes	.73
Collection of Taxes	9,600.00	Taxes from Public Utilities	186,441.59	County Library Taxes	.01
Planning, Housing & Development		Other Miscellaneous Tax Revenues		Local Municipal Purpose Taxes	.43
Human Resources	1,200.00	State Aid Revenues	33,119.79	Veteran & Senior Citizen Taxes	.08
Elections	57,600.00	Federal Aid Revenues	27,585.87	Total Taxes for Rate Computation	3.71
General Administration (other)		State and Local Fiscal Assistance Act Utilized		Special District Taxes	
JUDICIARY	17,400.00	Sale of Acquired Property	256,672.40	Bank Stock Taxes	2,195.67
Municipal Courts		Other Miscellaneous Revenues	44,853.55	Added and Omitted Taxes	47,468.31
PUBLIC SAFETY		Other Revenues, Revenue Sharing Tax Effort	2,974,540.00	Total Taxes Levied - ABSTRACT	2,389,734.20
Fire Protection	22,000.00	Total	3,169,540.00	Total Taxes Billed	2,395,158.42
Police Protection	155,000.00	Prior Years Surplus Appropriated	195,000.00	1972 TAXES COLLECTED	2,210,641.57
Civil Defense & Disaster Control	2,500.00	REVENUES		1972 Taxes Cancelled, Abated or Adjusted	11,425.65
Environmental Inspection & Control	6,000.00	CAPITAL OUTLAY	41,814.37	Transfer to Tax Title Liens or Foreclosed	5,445.19
Other Public Safety		Public Enterprises		Balance Outstanding Dec. 31, 1972	163,646.01
PUBLIC WORKS	185,800.00	Recreation—Culture		PRIOR YEARS TAXES OUTSTANDING	
Streets and Drainage		Public Works	28,754.00	Balance January 1, 1972	132,726.83
Sewers and Sewage Processing		Buildings and Grounds	13,060.37	Collected in 1972	130,818.52
Garbage and Trash Disposal	9,200.00	Library and Education		Cancelled, Abated or Adjusted 1972	
Public Buildings and Grounds		Conservation		Transfers to Tax Title Liens or Foreclosed	
Other Public Works		All Other		Balance December 31, 1972	1,908.31
HEALTH and WELFARE		CAPITAL DEBT AUTHORIZED, DECEMBER 31, 1972		TAX TITLE LIENS OUTSTANDING	
Health Services Except Environmental	1,400.00	ISSUED AND UNISSUED		Balance January 1, 1972	21,785.85
Welfare-Public Assistance	4,850.00	School	1,064,759	Transfers From Taxes	5,445.19
Hospitals, Clinics, First Aid	2,500.00	Self-liquidating		Redeemed in 1972	10,457.93
Animal, Insect, & Rodent Control	4,500.00	Other	8,000	Cancelled, Abated or Adjusted (1972)	
Other Welfare Services		Total	1,072,759	Transfers to Foreclosed Property	
RECREATION and CONSERVATION		ISSUED AND OUTSTANDING		Balance December 31, 1972	20,773.11
Beaches and Boardwalks	6,000.00	School	1,064,759.17	PROPERTY ACQUIRED BY DEED OR	
Parks, Playgrounds, Shade Trees		Self-liquidating		FORECLOSURE	
Land Reclamation & Conservation	50.00	Other	8,000.00	Balance January 1, 1972	215,208.25
Other Recreational Services		Total	1,072,759.17	Transfers From Taxes or Liens	
EDUCATION (excluding schools)		EQUALIZED VALUATION BASIS		Sale for Cash (1972)	
Libraries	2,000.00	FOR NET DEBT COMPUTATION	52,786,685.33	Cancelled, Abated or Adjusted (1972)	
Other Educational Services		REAL PROPERTY VALUATIONS		Balance December 31, 1972	215,208.25
STATUTORY EXPENDITURES		Code Class # of Parcels % VAL'N		CURRENT FINANCES DECEMBER 31, 1972	
Pensions & F. I. C. A.	31,700.00	1 Vacant Land 3807 13.31	5,642,275.00	ASSETS	
Employee Fringe Benefits		2 Residential 2558 56.64	24,012,920.00	Cash Dec. 31, 1972	518,546.11
Other Statutory Expenditures		3 Farm 256 6.68	2,832,400.00	Taxes Receivable	165,554.32
MUNICIPAL FUNCTIONS		4a Commercial 218 23.30	9,879,300.00	Tax Title Liens	20,773.11
CAPITAL IMPROVEMENTS	51,000.00	4b Industrial 1 .08	31,900.00	Foreclosed Property	215,208.25
DEBT SERVICE		4c Apartments		Emergencies & Other Deferred Charges	121,340.00
Principal Payments	4,000.00			State Aid Receivable	5,000.00
Interest Payments	480.00			Other Receivables	25,101.80
DEFERRED CHARGES	13,543.28			Total	1,471,523.59
SCHOOL, COUNTY, SPECIAL DISTRICT TAXES	2,065,265.89			LIABILITIES, RESERVES, AND SURPLUS	
RESERVE FOR UNCOLLECTED TAXES	205,106.52			Cash Liabilities	492,518.03
EMERGENCY EMPLOYMENT ACT OF 1971	36,804.43			Reserves for Receivables	426,637.48
EXPENDITURES	3,008,250.12			Surplus Dec. 31,	551,568.08
				Total	1,471,523.59

0221

Population 1970 30,797
 Population 1972 31,175
 S & P Rating BBB
 Moody Rating BAA

General Tax Rate Per \$100. 3.84
 State Equalized Tax Rate 2.37

GARFIELD CITY — BERGEN COUNTY

Form of Government:

Council-Manager (1923)

Number of Members on Governing Body 5

PER CAPITA:

Gross Debt 113.34
 Net Debt 46.09
 Debt Service 15.51
 Total Tax Levy 166.70
 Municipal Expenditures 112.60

PER CENT:

Gross Debt 1.76
 Net Debt .72
 Tax Levy Collected 98.11
 Tax Levy Cancelled, Abated or Adjusted .08

EXPENDITURES		REVENUES-REALIZED		1972 PROPERTY TAX	
GENERAL GOVERNMENT				STATE EQUALIZED TAX RATE \rightarrow 1.20	
Governing Body & Public Boards	27,400.00	1972 Property Taxes Collected 5,107,751.76		Local District School Taxes	2,701,047.00
Municipal Clerk	35,900.00	1972 Payments in Lieu of Taxes 14,569.20		Regional & Consolidated School Tax	
Financial Administration	32,262.50	Delinquent Tax & Lien Collections 115,132.47		School Taxes in Municipal Budget .10	236,301.00
Assessment of Taxes	20,025.50	Business Personalty Replacement Taxes 378,100.23		County Taxes .36	804,088.49
Collection of Taxes	38,559.00	Taxes from Public Utilities 299,967.52		County Library Taxes	
Planning, Housing & Development	5,750.00	Other Miscellaneous Tax Revenues		Local Municipal Purpose Taxes .63	1,422,008.00
Human Resources		State Aid Revenues 165,710.94		Veteran & Senior Citizen Taxes .08	172,180.00
Elections	27,500.00	Federal Aid Revenues 480,012.48		Total Taxes for Rate Computation 2.37	5,335,624.49
General Administration (other)	189,134.50	State and Local Fiscal Assistance Act Utilized		Special District Taxes	
JUDICIARY		Sale of Acquired Property		Bank Stock Taxes	15,723.61
Municipal Courts	27,965.00	Other Miscellaneous Revenues 222,860.57		Added and Omitted Taxes	17,550.58
PUBLIC SAFETY		Other Revenues, Revenue Sharing Tax Effort 79,051.40		Total Taxes Levied - ABSTRACT	5,196,718.68
Fire Protection	66,845.00	Total 6,863,156.57		Total Taxes Billed	5,206,129.09
Police Protection	612,020.00	Prior Years Surplus Appropriated 75,000.00		1972 TAXES COLLECTED	5,107,751.76
Civil Defense & Disaster Control	1,100.00	REVENUES TOTAL 6,938,156.57		1972 Taxes Cancelled, Abated or Adjusted	4,132.99
Environmental Inspection & Control	16,200.00	CAPITAL OUTLAY TOTAL 244,791.06		Transfer to Tax Title Liens or Foreclosed	1,424.64
Other Public Safety				Balance Outstanding Dec. 31, 1972	92,819.70
PUBLIC WORKS				PRIOR YEARS TAXES OUTSTANDING	
Streets and Drainage	441,052.05	Public Enterprises 160.00		Balance January 1, 1972	122,773.00
Sewers and Sewage Processing	32,890.00	Recreation—Culture 3,762.06		Collected in 1972	106,747.16
Garbage and Trash Disposal	279,800.00	Public Works 53,051.21		Cancelled, Abated or Adjusted 1972	
Public Buildings and Grounds	76,880.00	Buildings and Grounds 131,598.67		Transfers to Tax Title Liens or Foreclosed	832.24
Other Public Works		Library and Education 56,219.12		Balance December 31, 1972	15,193.60
HEALTH and WELFARE		All Other		TAX TITLE LIENS OUTSTANDING	
Health Services Except Environmental	53,635.50	CAPITAL DEBT AUTHORIZED, DECEMBER 31, 1972		Balance January 1, 1972	25,873.18
Welfare-Public Assistance	20,230.00	ISSUED AND UNISSUED GROSS DEBT NET DEBT		Transfers From Taxes	2,256.88
Hospitals, Clinics, First Aid	9,000.00	School 1,668,822		Redeemed in 1972	8,385.31
Animal, Insect, & Rodent Control		Self-liquidating 420,100		Cancelled, Abated or Adjusted (1972)	
Other Welfare Services		Other 1,444,385		Transfers to Foreclosed Property	
RECREATION and CONSERVATION		Total 3,533,307 1,436,884		Balance December 31, 1972	19,744.75
Beaches and Boardwalks		ISSUED AND OUTSTANDING		PROPERTY ACQUIRED BY DEED OR FORECLOSURE	
Parks, Playgrounds, Shade Trees	57,210.00	School 1,666,000.00		Balance January 1, 1972	106,570.00
Land Reclamation & Conservation		Self-Liquidating 365,000.00		Transfers From Taxes or Liens	
Other Recreational Services	6,000.00	Other 1,096,750.00		Sale for Cash (1972)	
EDUCATION (excluding schools)		Total 3,127,750.00		Cancelled, Abated or Adjusted (1972)	
Libraries	66,285.00	EQUALIZED VALUATION BASIS FOR NET DEBT COMPUTATION 200,348,681.33		Balance December 31, 1972	106,570.00
Other Educational Services		REAL PROPERTY VALUATIONS		CURRENT FINANCES DECEMBER 31, 1972	
STATUTORY EXPENDITURES		Code Class # of Parcels % VAL'N ASSESSED VALUATION		ASSETS	
Pensions & F. I. C. A.	156,855.71	1 Vacant Land 458 1.05 1,456,250.00		Cash Dec. 31, 1972	795,586.11
Employee Fringe Benefits	8,000.00	2 Residential 5215 66.58 91,501,750.00		Taxes Receivable	108,013.30
Other Statutory Expenditures		3 Farm 470 10.98 15,153,600.00		Tax Title Liens	19,744.75
MUNICIPAL FUNCTIONS TOTAL 2,368,503.76		4a Commercial 82 17.65 24,365,400.00		Foreclosed Property	106,570.00
CAPITAL IMPROVEMENTS *MEMO* 10,000.00		4b Industrial 98 3.74 5,156,850.00		Emergencies & Other Deferred Charges	185,863.72
DEBT SERVICE		4c Apartments 6323 Total 138,037,850.00		State Aid Receivable	36,572.16
Principal Payments	355,000.00	Land Area 2.10 Sq. Miles		Other Receivables	16,218.14
Interest Payments	128,384.75	Net Valuation Taxable-Municipal 139,193,540.00		Total	1,272,568.18
TYPE I SCHL DEBT *MEMO 276,853.00		Net Valuation Taxable-County 212,915,427.00		LIABILITIES, RESERVES, AND SURPLUS	
DEFERRED CHARGES 62,065.51		State Equalization Ratio 61.75		Cash Liabilities	814,165.70
SCHOOL, COUNTY, SPECIAL DISTRICT TAXES 3,741,436.49				Reserves for Receivables	250,546.15
RESERVE FOR UNCOLLECTED TAXES 155,447.69				Surplus Dec. 31,	207,856.29
EMERGENCY EMPLOYMENT ACT OF 1971 440,647.47				Total	1,272,968.18
EXPENDITURES TOTAL 7,251,889.67					

1971/3000

* ABOVE DEBT SERVICE INCLUDES TYPE I SCHOOL DEBT

2006

Population 1970 5,260
 Population 1972 5,335
 S & P Rating
 Moody Rating

General Tax Rate Per \$100. 4.43
 State Equalized Tax Rate 2.54

GARWOOD BOROUGH — UNION COUNTY
Form of Government:
Borough Council
Number of Members on Governing Body 6

PER CAPITA:
 Gross Debt 163.53
 Net Debt 66.43
 Debt Service 3.09
 Total Tax Levy 277.88
 Municipal Expenditures 153.67

PER CENT:
 Gross Debt 2.02
 Net Debt .82
 Tax Levy Collected 55.17
 Tax Levy Cancelled, Abated or Adjusted .14

EXPENDITURES		REVENUES-REALIZED		1972 PROPERTY TAX	
GENERAL GOVERNMENT				STATE EQUALIZED TAX RATE	
Governing Body & Public Boards		1972 Property Taxes Collected	1,424,664.21	Local District School Taxes 1.05	538,746.00
Municipal Clerk		1972 Payments in Lieu of Taxes	4,066.74	Regional & Consolidated School Tax .77	355,882.84
Financial Administration	4,850.00	Delinquent Tax & Lien Collections	22,166.84	School Taxes in Municipal Budget	
Assessment of Taxes	5,120.00	Business Personalty Replacement Taxes	192,168.12	County Taxes .51	263,415.22
Collection of Taxes	8,550.00	Taxes from Public Utilities	88,621.23	County Library Taxes	
Planning, Housing & Development	600.00	Other Miscellaneous Tax Revenues		Local Municipal Purpose Taxes .54	275,512.81
Human Resources		State Aid Revenues	26,775.42	Veteran & Senior Citizen Taxes .07	37,300.00
Elections	1,500.00	Federal Aid Revenues		Total Taxes for Rate Computation 2.94	1,511,256.87
General Administration (other)	72,500.00	State and Local Fiscal Assistance Act Utilized		Special District Taxes	
JUDICIARY		Sale of Acquired Property	10,500.00	Bank Stock Taxes	3,093.53
Municipal Courts	6,400.00	Other Miscellaneous Revenues	104,795.45	Added and Omitted Taxes	5,446.21
PUBLIC SAFETY		Other Revenues, Revenue Sharing Tax Effort	15,993.81	Total Taxes Levied - ABSTRACT	1,482,496.61
Fire Protection	36,275.00	Total	1,893,751.82	Total Taxes Billed	1,497,044.11
Police Protection	215,745.00	Prior Years Surplus Appropriated	186,000.00	1972 TAXES COLLECTED	1,424,664.21
Civil Defense & Disaster Control	2,800.00	REVENUES TOTAL	2,079,751.82	1972 Taxes Cancelled, Abated or Adjusted	2,170.00
Environmental Inspection & Control	2,750.00			Transfer to Tax Title Liens or Foreclosed	115.18
Other Public Safety		CAPITAL OUTLAY TOTAL	307.12	Balance Outstanding Dec. 31, 1972	70,054.72
PUBLIC WORKS				PRIOR YEARS TAXES OUTSTANDING	
Streets and Drainage	232,750.00	Public Enterprises		Balance January 1, 1972	25,030.31
Sewers and Sewage Processing	800.00	Recreation—Culture		Collected in 1972	22,166.84
Garbage and Trash Disposal		Public Works		Cancelled, Abated or Adjusted 1972	
Public Buildings and Grounds	20,600.00	Buildings and Grounds	307.12	Transfers to Tax Title Liens or Foreclosed	
Other Public Works		Library and Education		Balance December 31, 1972	2,863.47
HEALTH and WELFARE		Conservation		TAX TITLE LIENS OUTSTANDING	
Health Services Except Environmental	10,675.00	All Other		Balance January 1, 1972	1,408.97
Welfare-Public Assistance	650.00			Transfers From Taxes	115.18
Hospitals, Clinics, First Aid		CAPITAL DEBT AUTHORIZED, DECEMBER 31, 1972		Redeemed in 1972	
Animal, Insect, & Rodent Control		ISSUED AND UNISSUED GROSS DEBT NET DEBT		Cancelled, Abated or Adjusted (1972)	
Other Welfare Services		School 518,006		Transfers to Foreclosed Property	
RECREATION and CONSERVATION		Self-Liquidating		Balance December 31, 1972	1,524.15
Beaches and Boardwalks		Other 354,400	354,400	PROPERTY ACQUIRED BY DEED OR FORECLOSURE	
Parks, Playgrounds, Shade Trees	4,300.00	Total 872,406	354,400	Balance January 1, 1972	35,384.00
Land Reclamation & Conservation				Transfers From Taxes or Liens	
Other Recreational Services	15,400.00	ISSUED AND OUTSTANDING		Sale for Cash (1972)	10,500.00
EDUCATION (excluding schools)		School 518,006.92		Cancelled, Abated or Adjusted (1972)	
Libraries	4,000.00	Self-Liquidating		Balance December 31, 1972	28,884.00
Other Educational Services		Other 280,000.00		CURRENT FINANCES DECEMBER 31, 1972	
STATUTORY EXPENDITURES		Total 798,006.92		ASSETS	
Pensions & F. I. C. A.	44,700.00	EQUALIZED VALUATION BASIS FOR NET DEBT COMPUTATION	43,269,325.00	Cash Dec. 31, 1972	351,095.88
Employee Fringe Benefits	15,200.00	REAL PROPERTY VALUATIONS		Taxes Receivable	72,558.19
Other Statutory Expenditures		Code Class # of Parcels % VAL'N ASSESSED VALUATION		Tax Title Liens	1,524.15
MUNICIPAL FUNCTIONS TOTAL	710,165.00	1 Vacant Land 63 .43 147,000.00		Foreclosed Property	28,884.00
CAPITAL IMPROVEMENTS *MEMO*	86,500.00	2 Residential 1181 61.89 20,582,960.00		Emergencies & Other Deferred Charges	4,650.00
DEBT SERVICE		3 Farm 16.78 5,690,220.00		State Aid Receivable	15,332.78
Principal Payments	5,000.00	4a Commercial 43 17.88 6,060,500.00		Other Receivables	1,581.56
Interest Payments	11,500.00	4c Apartments 30 3.01 1,021,500.00		Total	480,026.56
DEFERRED CHARGES	4,232.78	Total 1428 33,902,580.00		LIABILITIES, RESERVES, AND SURPLUS	
SCHOOL, COUNTY, SPECIAL DISTRICT TAXES	1,198,044.06	Land Area .70 Sq. Miles		Cash Liabilities	86,104.74
RESERVE FOR UNCOLLECTED TAXES	88,505.14	Net Valuation Taxable-Municipal	34,142,280.00	Reserves for Receivables	104,547.90
EMERGENCY EMPLOYMENT ACT OF 1971		Net Valuation Taxable-County	49,414,304.00	Surplus Dec. 31,	288,573.92
EXPENDITURES TOTAL	2,017,846.58	State Equalization Ratio	66.41	Total	480,026.56

0413

Population 1970 2,634
 Population 1972 2,665
 S & P Rating
 Moody Rating

General Tax Rate Per \$100 6.38
 State Equalized Tax Rate 4.13

GIBBSBORO BOROUGH — CAMDEN COUNTY

Form of Government:

Borough Council

Number of Members on Governing Body 6

PER CAPITA:

Gross Debt 155.23
 Net Debt 7.64
 Debt Service
 Total Tax Levy 262.38
 Municipal Expenditures 90.02

PER CENT:

Gross Debt 2.77
 Net Debt .14
 Tax Levy Collected 96.63
 Tax Levy Cancelled, Abated or Adjusted .18

EXPENDITURES		REVENUES-REALIZED		1972 PROPERTY TAX	
GENERAL GOVERNMENT				STATE EQUALIZED TAX RATE 4.13	
Governing Body & Public Boards		1972 Property Taxes Collected 675,792.62		Local District School Taxes 1.54	263,432.05
Municipal Clerk		1972 Payments in Lieu of Taxes		Regional & Consolidated School Tax 1.24	212,617.80
Financial Administration	6,528.00	Delinquent Tax & Lien Collections 22,526.22		School Taxes in Municipal Budget	
Assessment of Taxes	2,651.00	Business Personalty Replacement Taxes 48,446.63		County Taxes .95	163,389.80
Collection of Taxes	3,463.00	Taxes from Public Utilities 48,351.90		County Library Taxes .03	5,100.65
Planning, Housing & Development	1,250.00	Other Miscellaneous Tax Revenues		Local Municipal Purpose Taxes .29	49,633.86
Human Resources		State Aid Revenues 10,442.02		Veteran & Senior Citizen Taxes .05	14,825.00
Elections	610.00	Federal Aid Revenues		Total Taxes for Rate Computation 4.14	708,599.16
General Administration (other)	24,071.00	State and Local Fiscal Assistance Act Utilized		Special District Taxes	
JUDICIARY		Sale of Acquired Property 1,500.00		Bank Stock Taxes	766.14
Municipal Courts	2,410.00	Other Miscellaneous Revenues 15,649.63		Added and Omitted Taxes	4,308.22
PUBLIC SAFETY		Other Revenues, Revenue Sharing Tax Effort 6,017.05		Total Taxes Levied - ABSTRACT	659,248.52
Fire Protection	8,276.00	Prior Years Surplus Appropriated 68,000.00		Total Taxes Billed	659,386.42
Police Protection	27,632.00	REVENUES TOTAL 896,726.07		1972 TAXES COLLECTED	675,752.62
Civil Defense & Disaster Control	200.00			1972 Taxes Cancelled, Abated or Adjusted	1,236.93
Environmental Inspection & Control	1,560.00			Transfer to Tax Title Liens or Foreclosed	720.94
Other Public Safety				Balance Outstanding Dec. 31, 1972	21,635.93
PUBLIC WORKS		CAPITAL OUTLAY TOTAL		PRIOR YEARS TAXES OUTSTANDING	
Streets and Drainage	42,030.00			Balance January 1, 1972	22,098.63
Sewers and Sewage Processing				Collected in 1972	21,894.20
Garbage and Trash Disposal	20,145.00			Cancelled, Abated or Adjusted 1972	204.43
Public Buildings and Grounds	9,151.00			Transfers to Tax Title Liens or Foreclosed	
Other Public Works				Balance December 31, 1972	
HEALTH and WELFARE				TAX TITLE LIENS OUTSTANDING	
Health Services Except Environmental	300.00			Balance January 1, 1972	6,032.72
Welfare-Public Assistance	1,398.00			Transfers From Taxes	38.28
Hospitals, Clinics, First Aid				Redeemed in 1972	632.02
Animal, Insect, & Rodent Control	150.00			Cancelled, Abated or Adjusted (1972)	
Other Welfare Services				Transfers to Foreclosed Property	5,188.31
RECREATION and CONSERVATION				Balance December 31, 1972	250.67
Beaches and Boardwalks				PROPERTY ACQUIRED BY DEED OR FORECLOSURE	
Parks, Playgrounds, Shade Trees	2,306.00			Balance January 1, 1972	8,121.03
Land Reclamation & Conservation				Transfers From Taxes or Liens	5,870.97
Other Recreational Services	5,562.00			Sale for Cash (1972)	1,500.00
EDUCATION (excluding schools)				Cancelled, Abated or Adjusted (1972)	
Libraries	3,935.00			Balance December 31, 1972	12,492.00
Other Educational Services				CURRENT FINANCES DECEMBER 31, 1972	
STATUTORY EXPENDITURES				ASSETS	
Pensions & F. I. C. A.	3,328.00			Cash Dec. 31, 1972	291,378.26
Employee Fringe Benefits				Taxes Receivable	21,635.93
Other Statutory Expenditures				Tax Title Liens	250.67
MUNICIPAL FUNCTIONS TOTAL 167,356.00				Foreclosed Property	12,492.00
CAPITAL IMPROVEMENTS *MEMO* 8,000.00				Emergencies & Other Deferred Charges	29,005.62
DEBT SERVICE				State Aid Receivable	3,534.00
Principal Payments				Other Receivables	14,404.21
Interest Payments				Total	373,100.69
DEFERRED CHARGES	25,449.16			LIABILITIES, RESERVES, AND SURPLUS	
SCHOOL, COUNTY, SPECIAL DISTRICT TAXES	644,540.30			Cash Liabilities	215,944.77
RESERVE FOR UNCOLLECTED TAXES	47,054.84			Reserves for Receivables	48,782.81
EMERGENCY EMPLOYMENT ACT OF 1971				Surplus Dec. 31,	108,373.11
EXPENDITURES TOTAL 884,440.30				Total	373,100.69

0806

Population 1970 12,938
 Population 1972 13,700
 S & P Rating
 Moody Rating

General Tax Rate Per \$100. 4.84
 State Equalized Tax Rate 4.05

GLASSBORO BOROUGH — GLOUCESTER COUNTY
 Form of Government:
 Borough Council
 Number of Members on Governing Body 6

PER CAPITA:
 Gross Debt 318.74
 Net Debt 30.78
 Debt Service 6.74
 Total Tax Levy 268.10
 Municipal Expenditures 123.26

PER CENT:
 Gross Debt 6.07
 Net Debt .59
 Tax Levy Collected 50.90
 Tax Levy Cancelled, Abated or Adjusted 1.28

EXPENDITURES		REVENUES-REALIZED		1972 PROPERTY TAX	
GENERAL GOVERNMENT		STATE EQUALIZED TAX RATE		2.67	
Governing Body & Public Boards	9,300.00	1972 Property Taxes Collected		2,352,109.50	
Municipal Clerk	18,675.00	1972 Payments in Lieu of Taxes		20,299.72	
Financial Administration	8,500.00	Delinquent Tax & Lien Collections		178,541.95	
Assessment of Taxes	23,550.00	Business Personalty Replacement Taxes		162,216.00	
Collection of Taxes	43,050.00	Taxes from Public Utilities		271,677.59	
Planning, Housing & Development	32,815.00	Other Miscellaneous Tax Revenues		54,846.15	
Human Resources	3,550.00	State Aid Revenues		79,390.41	
Elections	101,000.00	Federal Aid Revenues		25,875.00	
General Administration (other)	14,600.00	State and Local Fiscal Assistance Act Utilized		71,266.14	
JUDICIARY		Sale of Acquired Property		51,471.98	
Municipal Courts		Other Miscellaneous Revenues		4,358,253.34	
PUBLIC SAFETY		Other Revenues, Revenue Sharing Tax Effort		197,279.77	
Fire Protection	24,790.00	Prior Years Surplus Appropriated		4,555,533.11	
Police Protection	255,100.00	REVENUES TOTAL		153,054.11	
Civil Defense & Disaster Control	3,500.00	CAPITAL OUTLAY			
Environmental Inspection & Control	5,160.00	Public Enterprises			
Other Public Safety		Recreation—Culture		114,833.63	
PUBLIC WORKS		Public Works		38,220.48	
Streets and Drainage	356,023.00	Buildings and Grounds			
Sewers and Sewage Processing		Library and Education			
Garbage and Trash Disposal	70,850.00	Conservation			
Public Buildings and Grounds	26,700.00	All Other			
Other Public Works		CAPITAL DEBT AUTHORIZED, DECEMBER 31, 1972			
HEALTH and WELFARE		ISSUED AND UNISSUED			
Health Services Except Environmental	22,500.00	GROSS DEBT			
Welfare-Public Assistance	5,700.00	NET DEBT			
Hospitals, Clinics, First Aid		School		3,555,000	
Animal, Insect, & Rodent Control		Self-liquidating		390,000	
Other Welfare Services		Other		421,675	
RECREATION and CONSERVATION		Total		4,366,675	
Beaches and Boardwalks	35,125.00	ISSUED AND OUTSTANDING			
Parks, Playgrounds, Shade Trees		School		3,093,000.00	
Land Reclamation & Conservation	7,500.00	Self-Liquidating		153,000.00	
Other Recreational Services		Other		421,675.00	
EDUCATION (excluding schools)		Total		3,667,675.00	
Libraries	22,723.76	EQUALIZED VALUATION BASIS			
Other Educational Services		FOR NET DEBT COMPUTATION		71,545,042.00	
STATUTORY EXPENDITURES		REAL PROPERTY VALUATIONS			
Pensions & F. I. C. A.	64,026.24	Code Class # of Parcels % VAL'N			
Employee Fringe Benefits	24,800.00	1 Vacant Land 854 3.18		2,294,900.00	
Other Statutory Expenditures		2 Residential 2587 56.96		41,076,400.00	
MUNICIPAL FUNCTIONS TOTAL	1,215,538.00	3 Farm 111 3.08		2,214,600.00	
CAPITAL IMPROVEMENTS *MEMO*	92,750.00	4a Commercial 230 18.10		13,049,500.00	
DEBT SERVICE		4b Industrial 18 7.53		5,427,000.00	
Principal Payments	75,000.00	4c Apartments 29 11.16		8,045,000.00	
Interest Payments	17,312.50	3829 Total		72,111,400.00	
DEFERRED CHARGES	24,488.82	Land Area 5.37 Sq. Miles			
SCHOOL, COUNTY, SPECIAL DISTRICT TAXES	2,901,498.40	Net Valuation Taxable-Municipal		74,925,817.00	
RESERVE FOR UNCOLLECTED TAXES	282,000.00	Net Valuation Taxable-County		81,544,830.00	
EMERGENCY EMPLOYMENT ACT OF 1971	70,298.00	State Equalization Ratio		83.70	
EXPENDITURES TOTAL	4,550,135.72				
				1972 TAXES COLLECTED	
				3,238,668.40	
				1972 Taxes Cancelled, Abated or Adjusted	
				46,971.33	
				Transfer to Tax Title Liens or Foreclosed	
				32,741.80	
				Balance Outstanding Dec. 31, 1972	
				254,635.40	
				PRIOR YEARS TAXES OUTSTANDING	
				Balance January 1, 1972	
				185,837.55	
				Collected in 1972	
				149,446.25	
				Cancelled, Abated or Adjusted 1972	
				2,184.32	
				Transfers to Tax Title Liens or Foreclosed	
				7,036.74	
				Balance December 31, 1972	
				27,170.20	
				TAX TITLE LIENS OUTSTANDING	
				Balance January 1, 1972	
				84,622.31	
				Transfers From Taxes	
				37,601.12	
				Redeemed in 1972	
				29,095.66	
				Cancelled, Abated or Adjusted (1972)	
				173.86	
				Transfers to Foreclosed Property	
				18,592.03	
				Balance December 31, 1972	
				74,361.88	
				PROPERTY ACQUIRED BY DEED OR FORECLOSURE	
				Balance January 1, 1972	
				215,259.15	
				Transfers From Taxes or Liens	
				21,683.15	
				Sale for Cash (1972)	
				25,875.00	
				Cancelled, Abated or Adjusted (1972)	
				207,067.34	
				Balance December 31, 1972	
				CURRENT FINANCES DECEMBER 31, 1972	
				ASSETS	
				Cash Dec. 31, 1972	
				733,475.15	
				Taxes Receivable	
				281,809.60	
				Tax Title Liens	
				74,361.88	
				Foreclosed Property	
				207,067.34	
				Emergencies & Other Deferred Charges	
				5,429.91	
				State Aid Receivable	
				16,794.65	
				Other Receivables	
				9,117.24	
				Total	
				1,328,055.81	
				LIABILITIES, RESERVES, AND SURPLUS	
				Cash Liabilities	
				254,183.29	
				Reserves for Receivables	
				572,356.06	
				Surplus Dec. 31,	
				461,516.46	
				Total	
				1,328,055.81	

1012

Population 1970 874
 Population 1972 885
 S & P Rating
 Moody Rating

General Tax Rate Per \$100. 5.83
 State Equalized Tax Rate 3.53

GLEN GARDNER BOROUGH — HUNTERDON COUNTY
Form of Government:
Borough Council
Number of Members on Governing Body 6

PER CAPITA:
 Gross Debt 121.68
 Net Debt 46.78
 Debt Service 5.03
 Total Tax Levy 234.94
 Municipal Expenditures 140.81

PER CENT:
 Gross Debt 2.44
 Net Debt .94
 Tax Levy Collected 85.00
 Tax Levy Cancelled, Abated or Adjusted .27

EXPENDITURES		REVENUES-REALIZED		1972 PROPERTY TAX	
GENERAL GOVERNMENT				STATE EQUALIZED TAX RATE 1.83	
Governing Body & Public Boards		1972 Property Taxes Collected	177,114.01	Local District School Taxes	95,549.00
Municipal Clerk	1,750.00	1972 Payments in Lieu of Taxes		Regional & Consolidated School Tax	45,004.46
Financial Administration	1,400.00	Delinquent Tax & Lien Collections	18,462.62	School Taxes in Municipal Budget	
Assessment of Taxes	1,250.00	Business Personalty Replacement Taxes	2,907.00	County Taxes	21,212.53
Collection of Taxes	1,016.00	Taxes from Public Utilities	11,189.95	County Library Taxes	1,032.40
Planning, Housing & Development		Other Miscellaneous Tax Revenues		Local Municipal Purpose Taxes	38,608.42
Human Resources		State Aid Revenues	15,715.25	Veteran & Senior Citizen Taxes	4,230.00
Elections		Federal Aid Revenues		Total Taxes for Rate Computation	206,136.81
General Administration (other)	12,732.75	State and Local Fiscal Assistance Act Utilized		Special District Taxes	
JUDICIARY		Sale of Acquired Property		Bank Stock Taxes	2,021.11
Municipal Courts	1,950.00	Other Miscellaneous Revenues	5,535.60	Added and Omitted Taxes	4,054.82
PUBLIC SAFETY		Other Revenues, Revenue Sharing Tax Effort	3,791.42	Total Taxes Levied - ABSTRACT	207,522.74
Fire Protection	3,850.00	Total	234,715.85	Total Taxes Billed	208,363.34
Police Protection	6,250.00	Prior Years Surplus Appropriated	5,600.00	1972 TAXES COLLECTED	177,114.01
Civil Defense & Disaster Control		REVENUES TOTAL	240,315.85	1972 Taxes Cancelled, Abated or Adjusted	571.86
Environmental Inspection & Control	200.00			Transfer to Tax Title Liens or Foreclosed	
Other Public Safety		CAPITAL OUTLAY TOTAL		Balance Outstanding Dec. 31, 1972	30,677.47
PUBLIC WORKS				PRIOR YEARS TAXES OUTSTANDING	
Streets and Drainage	14,150.00	Public Enterprises		Balance January 1, 1972	24,243.34
Sewers and Sewage Processing	36,000.00	Recreation—Culture		Collected in 1972	18,189.09
Garbage and Trash Disposal	10,845.76	Public Works		Cancelled, Abated or Adjusted 1972	1,924.55
Public Buildings and Grounds	2,530.00	Buildings and Grounds		Transfers to Tax Title Liens or Foreclosed	1,434.07
Other Public Works		Library and Education		Balance December 31, 1972	2,755.55
HEALTH and WELFARE		Conservation		TAX TITLE LIENS OUTSTANDING	
Health Services Except Environmental	201.00	All Other		Balance January 1, 1972	241.89
Welfare-Public Assistance	100.00			Transfers From Taxes	1,434.07
Hospitals, Clinics, First Aid		CAPITAL DEBT AUTHORIZED, DECEMBER 31, 1972		Redeemed in 1972	273.53
Animal, Insect, & Rodent Control		ISSUED AND UNISSUED GROSS DEBT NET DEBT		Cancelled, Abated or Adjusted (1972)	
Other Welfare Services		School 66,282		Transfers to Foreclosed Property	
RECREATION and CONSERVATION		Self-liquidating 27,000	27,000	Balance December 31, 1972	1,402.43
Beaches and Boardwalks		Other 14,400	14,400	PROPERTY ACQUIRED BY DEED OR FORECLOSURE	
Parks, Playgrounds, Shade Trees	171.11	Total 107,682	41,400	Balance January 1, 1972	
Land Reclamation & Conservation		ISSUED AND OUTSTANDING		Transfers From Taxes or Liens	
Other Recreational Services		School 64,716.49		Sale for Cash (1972)	
EDUCATION (excluding schools)		Self-Liquidating 27,000.00		Cancelled, Abated or Adjusted (1972)	
Libraries		Other 14,400.00		Balance December 31, 1972	
Other Educational Services		Total 106,116.49		CURRENT FINANCES DECEMBER 31, 1972	
STATUTORY EXPENDITURES		EQUALIZED VALUATION BASIS FOR NET DEBT COMPUTATION	4,412,484.00	ASSETS	
Pensions & F. I. C. A.	1,339.00	REAL PROPERTY VALUATIONS		Cash Dec. 31, 1972	84,266.61
Employee Fringe Benefits		Code Class # of Parcels % VAL'N ASSESSED VALUATION		Taxes Receivable	33,473.06
Other Statutory Expenditures		1 Vacant Land 53 4.79 166,675.00		Tax Title Liens	1,402.43
MUNICIPAL FUNCTIONS TOTAL	55,735.62	2 Residential 204 70.29 2,446,560.00		Foreclosed Property	
CAPITAL IMPROVEMENTS *MEMO*	6,700.00	3 Farm 13 6.88 239,659.00		Emergencies & Other Deferred Charges	52,516.30
DEBT SERVICE		4a Commercial 26 16.65 579,510.00		State Aid Receivable	20,883.00
Principal Payments	3,600.00	4b Industrial		Other Receivables	27,675.53
Interest Payments	850.00	4c Apartments 2 1.39 48,420.00		Total	220,220.53
DEFERRED CHARGES	72.25	298 Total 3,480,824.00		LIABILITIES, RESERVES, AND SURPLUS	
SCHOOL, COUNTY, SPECIAL DISTRICT TAXES	163,158.35	Land Area 1.46 Sq. Miles		Cash Liabilities	141,846.17
RESERVE FOR UNCOLLECTED TAXES	24,255.00	Net Valuation Taxable-Municipal	3,538,989.00	Reserves for Receivables	62,555.02
EMERGENCY EMPLOYMENT ACT OF 1971		Net Valuation Taxable-County	4,552,750.00	Surplus Dec. 31,	15,819.74
EXPENDITURES TOTAL	287,815.30	State Equalization Ratio	67.53	Total	220,220.53

0708

Population 1970 8,518
 Population 1972 8,540
 S & P Rating
 Moody Rating

General Tax Rate Per \$100. 6.61
 State Equalized Tax Rate 6.03

GLEN RIDGE BOROUGH — ESSEX COUNTY
Form of Government:
Borough Council
Number of Members on Governing Body 6

PER CAPITA: 353.28
 Gross Debt
 Net Debt
 Debt Service
 Total Tax Levy 601.42
 Municipal Expenditures 194.81

PER CENT: 3.75
 Gross Debt
 Net Debt
 Tax Levy Collected 98.19
 Tax Levy Cancelled, Abated or Adjusted .35

EXPENDITURES		REVENUES-REALIZED		1972 PROPERTY TAX	
GENERAL GOVERNMENT				STATE EQUALIZED TAX RATE	
Governing Body & Public Boards				Local District School Taxes 3.37	2,853,540.60
Municipal Clerk				Regional & Consolidated School Tax	
Financial Administration	14,305.50	1972 Property Taxes Collected 5,046,051.64		School Taxes in Municipal Budget	
Assessment of Taxes	7,530.00	1972 Payments in Lieu of Taxes		County Taxes 1.30	1,111,314.19
Collection of Taxes	15,028.00	Delinquent Tax & Lien Collections 58,588.96		County Library Taxes	
Planning, Housing & Development	250.00	Business Personalty Replacement Taxes 20,743.00		Local Municipal Purpose Taxes 1.31	1,122,171.83
Human Resources		Taxes from Public Utilities 97,026.04		Veteran & Senior Citizen Taxes .05	42,500.00
Elections	1,186.50	Other Miscellaneous Tax Revenues		Total Taxes for Rate Computation 6.03	5,169,526.62
General Administration (other)	66,285.55	State Aid Revenues 36,914.45		Special District Taxes	
JUDICIARY		Federal Aid Revenues		Bank Stock Taxes	4,754.65
Municipal Courts	9,173.00	State and Local Fiscal Assistance Act Utilized		Added and Omitted Taxes	4,336.16
PUBLIC SAFETY		Sale of Acquired Property		Total Taxes Levied - ABSTRACT	5,136,117.43
Fire Protection	140,052.00	Other Miscellaneous Revenues 132,432.78		Total Taxes Billed	5,139,096.19
Police Protection	384,531.00	Other Revenues, Revenue Sharing Tax Effort 36,468.49		1972 TAXES COLLECTED	5,046,051.64
Civil Defense & Disaster Control	1,100.00	Prior Years Surplus Appropriated 175,990.00		1972 Taxes Cancelled, Abated or Adjusted	17,785.05
Environmental Inspection & Control	11,566.00	REVENUES TOTAL 5,604,215.36		Transfer to Tax Title Liens or Foreclosed	1,222.85
Other Public Safety		CAPITAL OUTLAY TOTAL 65,135.45		Balance Outstanding Dec. 31, 1972	74,036.65
PUBLIC WORKS				PRIOR YEARS TAXES OUTSTANDING	
Streets and Drainage	209,302.52	Public Enterprises		Balance January 1, 1972	61,602.15
Sewers and Sewage Processing	105,412.05	Recreation—Culture		Collected in 1972	54,608.98
Garbage and Trash Disposal	165,380.00	Public Works 29,394.83		Cancelled, Abated or Adjusted 1972	
Public Buildings and Grounds	22,568.00	Buildings and Grounds 35,740.62		Transfers to Tax Title Liens or Foreclosed	
Other Public Works		Library and Education		Balance December 31, 1972	6,793.17
HEALTH and WELFARE		Conservation		TAX TITLE LIENS OUTSTANDING	
Health Services Except Environmental	16,585.00	All Other		Balance January 1, 1972	11,155.45
Welfare-Public Assistance	2,276.00	CAPITAL DEBT AUTHORIZED, DECEMBER 31, 1972		Transfers From Taxes	1,222.85
Hospitals, Clinics, First Aid		ISSUED AND UNISSUED GROSS DEBT NET DEBT		Redeemed in 1972	3,779.98
Animal, Insect, & Rodent Control	2,366.00	School 3,017,000		Cancelled, Abated or Adjusted (1972)	
Other Welfare Services		Self-liquidating		Transfers to Foreclosed Property	
RECREATION and CONSERVATION		Other		Balance December 31, 1972	8,598.32
Beaches and Boardwalks		Total 3,017,000		PROPERTY ACQUIRED BY DEED OR FORECLOSURE	
Parks, Playgrounds, Shade Trees	58,658.48	ISSUED AND OUTSTANDING		Balance January 1, 1972	410.00
Land Reclamation & Conservation		School 3,017,000.00		Transfers From Taxes or Liens	
Other Recreational Services	27,898.00	Self-liquidating		Sale for Cash (1972)	
EDUCATION (excluding schools)		Other		Cancelled, Abated or Adjusted (1972)	
Libraries	64,550.00	Total 3,017,000.00		Balance December 31, 1972	410.00
Other Educational Services		EQUALIZED VALUATION BASIS		CURRENT FINANCES DECEMBER 31, 1972	
STATUTORY EXPENDITURES		FOR NET DEBT COMPUTATION 80,377,600.67		ASSETS	
Pensions & F. I. C. A.	105,589.00	REAL PROPERTY VALUATIONS		Cash Dec. 31, 1972	1,123,771.88
Employee Fringe Benefits	28,765.00	Code Class # of Parcels % VAL'N ASSESSED VALUATION		Taxes Receivable	80,829.82
Other Statutory Expenditures		1 Vacant Land 34 .53 412,200.00		Tax Title Liens	8,598.32
MUNICIPAL FUNCTIONS		2 Residential 2177 92.29 71,588,600.00		Foreclosed Property	410.00
CAPITAL IMPROVEMENTS	105,020.00	3 Farm		Emergencies & Other Deferred Charges	100,271.00
DEBT SERVICE		4a Commercial 13 4.59 3,873,800.00		State Aid Receivable	
Principal Payments		4b Industrial 1 .19 149,800.00		Other Receivables	5.00
Interest Payments		4c Apartments 1 1.99 1,546,800.00		Total	1,213,886.02
DEFERRED CHARGES		2226 Total 77,571,200.00		LIABILITIES, RESERVES, AND SURPLUS	
SCHOOL, COUNTY, SPECIAL DISTRICT TAXES	43,032.40	Land Area 1.30 Sq. Miles		Cash Liabilities	1,081,977.57
RESERVE FOR UNCOLLECTED TAXES	4,004,854.79	Net Valuation Taxable-Municipal 78,282,600.00		Reserves for Receivables	85,843.14
EMERGENCY EMPLOYMENT ACT OF 1971	129,788.63	Net Valuation Taxable-County 81,460,867.00		Surplus Dec. 31,	142,065.31
EXPENDITURES		State Equalization Ratio 91.28		Total	1,213,886.02
TOTAL	5,668,537.82				

0222

Population 1970 **13,011**
 Population 1972 **13,035**
 S & P Rating
 Moody Rating **A-1**

General Tax Rate Per \$100. **5.48**
 State Equalized Tax Rate **3.78**

GLEN ROCK BOROUGH — BERGEN COUNTY

Form of Government:

Borough Council

Number of Members on Governing Body 6

PER CAPITA:

Gross Debt **319.78**
 Net Debt **163.05**
 Debt Service **11.40**
 Total Tax Levy **467.98**
 Municipal Expenditures **162.48**

PER CENT:

Gross Debt **2.78**
 Net Debt **1.42**
 Tax Levy Collected **58.64**
 Tax Levy Cancelled, Abated or Adjusted **.11**

EXPENDITURES		REVENUES-REALIZED		1972 PROPERTY TAX	
GENERAL GOVERNMENT		1972 Property Taxes Collected		STATE EQUALIZED TAX RATE 2.76	
Governing Body & Public Boards		1972 Payments in Lieu of Taxes	6,025,280.24	Local District School Taxes	4,486,056.00
Municipal Clerk		Delinquent Tax & Lien Collections	73,802.29	Regional & Consolidated School Tax	
Financial Administration		Business Personalty Replacement Taxes	63,256.89	School Taxes in Municipal Budget	
Assessment of Taxes	7,057.00	Taxes from Public Utilities	224,730.02	County Taxes	588,996.80
Collection of Taxes	17,048.00	Other Miscellaneous Tax Revenues		County Library Taxes	
Planning, Housing & Development	9,525.00	State Aid Revenues	52,026.40	Local Municipal Purpose Taxes	1,006,208.37
Human Resources	13,606.00	Federal Aid Revenues	28,979.15	Veteran & Senior Citizen Taxes	82,090.00
Elections	1,517.00	State and Local Fiscal Assistance Act Utilized		Total Taxes for Rate Computation	6,163,351.17
General Administration (other)	135,449.00	Sale of Acquired Property		Special District Taxes	
JUDICIARY		Other Miscellaneous Revenues	147,254.31	Bank Stock Taxes	6,590.05
Municipal Courts	5,950.00	Other Revenues, Revenue Sharing Tax Effort	25,067.07	Added and Omitted Taxes	12,218.93
PUBLIC SAFETY		Total	6,640,436.37	Total Taxes Levied - ABSTRACT	6,100,070.15
Fire Protection	31,815.00	Prior Years Surplus Appropriated	560,000.00	Total Taxes Billed	6,108,078.28
Police Protection	432,841.00	REVENUES TOTAL	7,200,436.37	1972 TAXES COLLECTED	6,025,280.24
Civil Defense & Disaster Control	1,700.00	CAPITAL OUTLAY TOTAL	62,706.31	1972 Taxes Cancelled, Abated or Adjusted	6,462.48
Environmental Inspection & Control	10,880.00	Public Enterprises		Transfer to Tax Title Liens or Foreclosed	3,408.56
Other Public Safety		Recreation—Culture	33,659.16	Balance Outstanding Dec. 31, 1972	72,927.00
PUBLIC WORKS		Public Works	22,979.15	PRIOR YEARS TAXES OUTSTANDING	
Streets and Drainage	246,605.00	Buildings and Grounds	6,028.00	Balance January 1, 1972	75,175.26
Sewers and Sewage Processing	55,151.00	Library and Education		Collected in 1972	74,177.29
Garbage and Trash Disposal	176,337.00	Conservation		Cancelled, Abated or Adjusted 1972	
Public Buildings and Grounds	22,575.00	All Other		Transfers to Tax Title Liens or Foreclosed	997.97
Other Public Works		CAPITAL DEBT AUTHORIZED, DECEMBER 31, 1972		Balance December 31, 1972	
HEALTH AND WELFARE		ISSUED AND UNISSUED		TAX TITLE LIENS OUTSTANDING	
Health Services Except Environmental	21,250.00	School	2,043,000	Balance January 1, 1972	464.74
Welfare-Public Assistance	3,200.00	Self-liquidating	2,125,362	Transfers From Taxes	4,491.76
Hospitals, Clinics, First Aid		Other	4,168,362	Redeemed in 1972	
Animal, Insect, & Rodent Control		Total	2,125,362	Cancelled, Abated or Adjusted (1972)	
Other Welfare Services		ISSUED AND OUTSTANDING		Transfers to Foreclosed Property	
RECREATION AND CONSERVATION		School	2,043,000.00	Balance December 31, 1972	4,956.50
Beaches and Boardwalks		Self-Liquidating	1,542,300.00	PROPERTY ACQUIRED BY DEED OR FORECLOSURE	
Parks, Playgrounds, Shade Trees	58,048.00	Other	3,585,300.00	Balance January 1, 1972	210,500.00
Land Reclamation & Conservation		Total	150,173,162.33	Transfers From Taxes or Liens	
Other Recreational Services	116,535.00	EQUALIZED VALUATION BASIS FOR NET DEBT COMPUTATION		Sale for Cash (1972)	
EDUCATION (excluding schools)		REAL PROPERTY VALUATIONS		Cancelled, Abated or Adjusted (1972)	
Libraries	114,811.00	Code Class # of Parcels % VAL'N		Balance December 31, 1972	210,500.00
Other Educational Services		1 Vacant Land 159 .90	1,010,300.00	CURRENT FINANCES DECEMBER 31, 1972	
STATUTORY EXPENDITURES		2 Residential 3666 89.72	100,338,500.00	ASSETS	
Pensions & F. I. C. A.	102,055.00	3 Farm 1 .05	50,900.00	Cash Dec. 31, 1972	936,060.44
Employee Fringe Benefits	31,300.00	4a Commercial 90 5.69	6,360,000.00	Taxes Receivable	72,927.00
Other Statutory Expenditures		4b Industrial 5 3.65	4,076,700.00	Tax Title Liens	4,556.50
MUNICIPAL FUNCTIONS TOTAL	1,627,655.00	4c Apartments	111,836,400.00	Foreclosed Property	210,500.00
CAPITAL IMPROVEMENTS *MEMO*	31,280.00	3921 Total		Emergencies & Other Deferred Charges	17,500.00
DEBT SERVICE		Land Area 2.80 Sq. Miles		State Aid Receivable	779.03
Principal Payments	103,600.00	Net Valuation Taxable-Municipal	112,495,378.00	Other Receivables	2,242.63
Interest Payments	45,034.50	Net Valuation Taxable-County	153,747,369.00	Total	1,245,465.60
DEFERRED CHARGES	14,809.20	State Equalization Ratio	69.13	LIABILITIES, RESERVES, AND SURPLUS	
SCHOOL, COUNTY, SPECIAL DISTRICT TAXES	5,075,052.80			Cash Liabilities	242,486.01
RESERVE FOR UNCOLLECTED TAXES	303,773.47			Reserves for Receivables	290,726.13
EMERGENCY EMPLOYMENT ACT OF 1971	22,594.00			Surplus Dec. 31,	712,253.46
EXPENDITURES TOTAL	7,192,918.57			Total	1,245,465.60

0414

Population 1970 **14,707**
 Population 1972 **14,865**
 S & P Rating
 Moody Rating

General Tax Rate Per \$100. **5.49**
 State Equalized Tax Rate **4.04**

GLOUCESTER CITY — CAMDEN COUNTY
 Form of Government:
 Special Charter (P.L. 1868 c.44)
 Number of Members on Governing Body 7

PER CAPITA:
 Gross Debt **150.37**
 Net Debt **22.62**
 Debt Service
 Total Tax Levy **193.13**
 Municipal Expenditures **109.66**

PER CENT:
 Gross Debt **3.47**
 Net Debt **.52**
 Tax Levy Collected **93.03**
 Tax Levy Cancelled, Abated or Adjusted **.63**

EXPENDITURES		REVENUES-REALIZED		1972 PROPERTY TAX	
GENERAL GOVERNMENT				STATE EQUALIZED TAX RATE	
Governing Body & Public Boards		1972 Property Taxes Collected	2,641,944.16	Local District School Taxes 1.93	1,404,665.00
Municipal Clerk		1972 Payments in Lieu of Taxes		Regional & Consolidated School Tax	
Financial Administration	35,133.00	Delinquent Tax & Lien Collections	117,221.17	School Taxes in Municipal Budget	
Assessment of Taxes	6,830.00	Business Personalty Replacement Taxes	311,977.92	County Taxes	1.05
Collection of Taxes	9,755.00	Taxes from Public Utilities	358,606.43	County Library Taxes	.03
Planning, Housing & Development	5,150.00	Other Miscellaneous Tax Revenues		Local Municipal Purpose Taxes	.91
Human Resources	12,591.00	State Aid Revenues	57,686.09	Veteran & Senior Citizen Taxes	.13
Elections	2,730.00	Federal Aid Revenues	40,286.31	Total Taxes for Rate Computation	4.05
General Administration (other)	59,728.00	State and Local Fiscal Assistance Act Utilized		Special District Taxes	
JUDICIARY		Sale of Acquired Property	1,500.00	Bank Stock Taxes	4,300.35
Municipal Courts	22,287.00	Other Miscellaneous Revenues	42,451.13	Added and Omitted Taxes	18,073.08
PUBLIC SAFETY		Other Revenues, Revenue Sharing Tax Effort	61,707.60	Total Taxes Levied - ABSTRACT	2,870,608.89
Fire Protection	167,739.00	Total	3,633,380.81	Total Taxes Billed	2,835,667.95
Police Protection	379,026.45	Prior Years Surplus Appropriated	120,000.00	1972 TAXES COLLECTED	2,641,944.16
Civil Defense & Disaster Control	600.00	REVENUES TOTAL	3,753,380.81	1972 Taxes Cancelled, Abated or Adjusted	18,006.59
Environmental Inspection & Control	300.00	CAPITAL OUTLAY TOTAL	101,631.05	Transfer to Tax Title Liens or Foreclosed	17,582.49
Other Public Safety				Balance Outstanding Dec. 31, 1972	161,934.71
PUBLIC WORKS				PRIOR YEARS TAXES OUTSTANDING	
Streets and Drainage	286,543.00	Public Enterprises		Balance January 1, 1972	120,661.18
Sewers and Sewage Processing		Recreation—Culture		Collected in 1972	59,534.39
Garbage and Trash Disposal	9,000.00	Public Works	57,582.05	Cancelled, Abated or Adjusted 1972	184.21
Public Buildings and Grounds	36,251.00	Buildings and Grounds	42,845.00	Transfers to Tax Title Liens or Foreclosed	3,472.50
Other Public Works	14,000.00	Library and Education	1,200.00	Balance December 31, 1972	17,470.08
HEALTH and WELFARE		Conservation		TAX TITLE LIENS OUTSTANDING	
Health Services Except Environmental	33,200.00	All Other		Balance January 1, 1972	55,004.98
Welfare-Public Assistance	8,850.00	CAPITAL DEBT AUTHORIZED, DECEMBER 31, 1972		Transfers From Taxes	22,174.38
Hospitals, Clinics, First Aid	3,750.00	ISSUED AND UNISSUED		Redeemed in 1972	17,686.78
Animal, Insect, & Rodent Control		School	1,859,000	Cancelled, Abated or Adjusted (1972)	
Other Welfare Services		Self-liquidating	285,000	Transfers to Foreclosed Property	
RECREATION and CONSERVATION		Other	51,200	Balance December 31, 1972	59,492.58
Beaches and Boardwalks		Total	2,235,200	PROPERTY ACQUIRED BY DEED OR FORECLOSURE	
Parks, Playgrounds, Shade Trees	55,154.00	ISSUED AND OUTSTANDING		Balance January 1, 1972	30,250.00
Land Reclamation & Conservation		School	983,000.00	Transfers From Taxes or Liens	
Other Recreational Services	12,000.00	Self-Liquidating	285,000.00	Sale for Cash (1972)	1,500.00
EDUCATION (excluding schools)		Other		Cancelled, Abated or Adjusted (1972)	
Libraries	82,404.00	Total	1,268,000.00	Balance December 31, 1972	28,750.00
Other Educational Services		EQUALIZED VALUATION BASIS		CURRENT FINANCES DECEMBER 31, 1972	
STATUTORY EXPENDITURES		FOR NET DEBT COMPUTATION	64,484,901.67	ASSETS	
Pensions & F. I. C. A.	109,808.04	REAL PROPERTY VALUATIONS		Cash Dec. 31, 1972	352,592.54
Employee Fringe Benefits	25,670.00	Code Class # of Parcels % VAL'N		Taxes Receivable	179,404.79
Other Statutory Expenditures		1 Vacant Land 302 3.39	1,737,400.00	Tax Title Liens	59,492.58
MUNICIPAL FUNCTIONS		2 Residential 3642 53.98	27,693,900.00	Foreclosed Property	28,750.00
CAPITAL IMPROVEMENTS	38,200.00	3 Farm		Emergencies & Other Deferred Charges	
DEBT SERVICE		4a Commercial 363 21.19	10,872,044.00	State Aid Receivable	25,629.53
Principal Payments		4b Industrial 39 16.28	8,350,550.00	Other Receivables	3,455.50
Interest Payments		4c Apartments 13 5.17	2,654,100.00	Total	649,725.34
DEFERRED CHARGES		4355 Total	51,307,994.00	LIABILITIES, RESERVES, AND SURPLUS	
SCHOOL, COUNTY, SPECIAL DISTRICT TAXES	2,185,515.55	Land Area 2.32 Sq. Miles		Cash Liabilities	180,432.65
RESERVE FOR UNCOLLECTED TAXES	168,734.51	Net Valuation Taxable-Municipal	53,665,746.00	Reserves for Receivables	271,102.87
EMERGENCY EMPLOYMENT ACT OF 1971	42,486.31	Net Valuation Taxable-County	74,567,377.00	Surplus Dec. 31,	158,189.82
EXPENDITURES		State Equalization Ratio	73.76	Total	649,725.34
TOTAL	3,819,676.66				

0415

Population 1970 26,511
 Population 1972 29,405
 S & P Rating
 Moody Rating

General Tax Rate Per \$100. 6.19
 State Equalized Tax Rate 3.87

GLOUCESTER TOWNSHIP — CAMDEN COUNTY
Form of Government:
Council-Manager Plan E (OMCL50)
Number of Members on Governing Body 7

PER CAPITA:
 Gross Debt 255.41
 Net Debt 3.99
 Debt Service 1.29
 Total Tax Levy 246.55
 Municipal Expenditures 54.06

PER CENT:
 Gross Debt 5.13
 Net Debt .08
 Tax Levy Collected 95.77
 Tax Levy Cancelled, Abated or Adjusted .06

EXPENDITURES		REVENUES-REALIZED		1972 PROPERTY TAX	
GENERAL GOVERNMENT				STATE EQUALIZED TAX RATE →	
Governing Body & Public Boards		1972 Property Taxes Collected	6,952,255.85	Local District School Taxes 1.64	2,527,213.26
Municipal Clerk		1972 Payments in Lieu of Taxes		Regional & Consolidated School Tax .80	1,425,558.12
Financial Administration	20,199.22	Delinquent Tax & Lien Collections	281,073.13	School Taxes in Municipal Budget	
Assessment of Taxes	18,570.00	Business Personalty Replacement Taxes	83,071.15	County Taxes .92	1,660,584.28
Collection of Taxes	33,153.34	Taxes from Public Utilities	467,841.67	County Library Taxes .03	51,811.64
Planning, Housing & Development	13,557.00	Other Miscellaneous Tax Revenues		Local Municipal Purpose Taxes .40	714,483.51
Human Resources	2,000.00	State Aid Revenues	103,596.80	Veteran & Senior Citizen Taxes .08	147,770.00
Elections		Federal Aid Revenues	64,695.27	Total Taxes for Rate Computation 3.88	6,527,820.81
General Administration (other)	113,658.44	State and Local Fiscal Assistance Act Utilized		Special District Taxes	222,776.13
JUDICIARY		Sale of Acquired Property	1,019,406.46	Bank Stock Taxes	10,516.49
Municipal Courts	32,486.37	Other Miscellaneous Revenues	83,958.67	Added and Omitted Taxes	248,080.78
PUBLIC SAFETY		Other Revenues, Revenue Sharing Tax Effort	273,368.64	Total Taxes Levied - ABSTRACT	7,261,424.21
Fire Protection	14,922.00	Total	9,329,267.64	Total Taxes Billed	7,259,553.58
Police Protection	120,790.00	Prior Years Surplus Appropriated	590,000.00	1972 TAXES COLLECTED	6,552,255.85
Civil Defense & Disaster Control	1,800.00	REVENUES TOTAL	9,919,267.64	1972 Taxes Cancelled, Abated or Adjusted	4,478.10
Environmental Inspection & Control	34,505.00	CAPITAL OUTLAY TOTAL	47,550.00	Transfer to Tax Title Liens or Foreclosed	21,365.78
Other Public Safety				Balance Outstanding Dec. 31, 1972	271,445.85
PUBLIC WORKS				PRIOR YEARS TAXES OUTSTANDING	
Streets and Drainage	194,817.66	Public Enterprises		Balance January 1, 1972	264,073.05
Sewers and Sewage Processing		Recreation—Culture		Collected in 1972	243,588.23
Garbage and Trash Disposal	147,392.29	Public Works	27,550.00	Cancelled, Abated or Adjusted 1972	208.70
Public Buildings and Grounds	22,522.60	Buildings and Grounds	20,000.00	Transfers to Tax Title Liens or Foreclosed	5,378.45
Other Public Works		Library and Education		Balance December 31, 1972	10,497.71
HEALTH and WELFARE		Conservation		TAX TITLE LIENS OUTSTANDING	
Health Services Except Environmental	14,570.00	All Other		Balance January 1, 1972	85,582.20
Welfare-Public Assistance	20,150.00	CAPITAL DEBT AUTHORIZED, DECEMBER 31, 1972		Transfers From Taxes	41,804.53
Hospitals, Clinics, First Aid		ISSUED AND UNISSUED		Redeemed in 1972	37,084.90
Animal, Insect, & Rodent Control	300.00	School	7,406,189	Cancelled, Abated or Adjusted (1972)	
Other Welfare Services		Self-liquidating		Transfers to Foreclosed Property	
RECREATION and CONSERVATION		Other	104,000	Balance December 31, 1972	50,301.83
Beaches and Boardwalks		Total	7,510,189	PROPERTY ACQUIRED BY DEED OR FORECLOSURE	
Parks, Playgrounds, Shade Trees	56,207.24	ISSUED AND OUTSTANDING		Balance January 1, 1972	1,024,406.46
Land Reclamation & Conservation	22,566.00	School	7,406,189.49	Transfers From Taxes or Liens	
Other Recreational Services	2,000.00	Self-Liquidating		Sale for Cash (1972)	1,019,406.46
EDUCATION (excluding schools)		Other	84,000.00	Cancelled, Abated or Adjusted (1972)	
Libraries	18,299.93	Total	7,490,189.49	Balance December 31, 1972	5,000.00
Other Educational Services		EQUALIZED VALUATION BASIS		CURRENT FINANCES DECEMBER 31, 1972	
STATUTORY EXPENDITURES		FOR NET DEBT COMPUTATION	146,451,895.33	ASSETS	
Pensions & F. I. C. A.	86,200.00	REAL PROPERTY VALUATIONS		Cash Dec. 31, 1972	2,467,362.14
Employee Fringe Benefits	32,251.07	Code Class # of Parcels % VAL'N		Taxes Receivable	281,547.56
Other Statutory Expenditures		1 Vacant Land 2492 3.56	4,349,475.00	Tax Title Liens	90,201.83
MUNICIPAL FUNCTIONS		2 Residential 6602 79.57	87,791,000.00	Foreclosed Property	5,000.00
CAPITAL IMPROVEMENTS		3 Farm 53 1.62	1,772,550.00	Emergencies & Other Deferred Charges	47,392.45
DEBT SERVICE		4a Commercial 258 7.67	8,423,750.00	State Aid Receivable	15,633.22
Principal Payments	32,500.00	4b Industrial 35 2.07	2,267,100.00	Other Receivables	65,259.54
Interest Payments	5,100.00	4c Apartments 24 4.72	5,176,900.00	Total	2,576,856.74
DEFERRED CHARGES		9504 Total	109,781,175.00	LIABILITIES, RESERVES, AND SURPLUS	
SCHOOL, COUNTY, SPECIAL DISTRICT TAXES	6,288,343.43	Land Area 23.14 Sq. Miles		Cash Liabilities	341,124.86
RESERVE FOR UNCOLLECTED TAXES	451,534.00	Net Valuation Taxable-Municipal	111,846,246.00	Reserves for Receivables	442,508.93
EMERGENCY EMPLOYMENT ACT OF 1971	65,255.45	Net Valuation Taxable-County	162,227,599.00	Surplus Dec. 31,	2,193,262.95
EXPENDITURES		State Equalization Ratio	62.68	Total	2,576,896.74
TOTAL	1,024,118.16				
MEMO	208,000.00				

1908

Population 1970 1,343
 Population 1972 1,535
 S & P Rating
 Moody Rating

General Tax Rate Per \$100. 5.53
 State Equalized Tax Rate 3.84

GREEN TOWNSHIP — SUSSEX COUNTY

Form of Government:

Township Committee

Number of Members on Governing Body 3

PER CAPITA:

Gross Debt 791.53
 Net Debt 519.84
 Debt Service 467.65
 Total Tax Levy 107.21
 Municipal Expenditures

PER CENT:

Gross Debt 8.74
 Net Debt 5.74
 Tax Levy Collected 91.66
 Tax Levy Cancelled, Abated or Adjusted .11

EXPENDITURES		REVENUES-REALIZED		1972 PROPERTY TAX	
GENERAL GOVERNMENT				STATE EQUALIZED TAX RATE 2.65	
Governing Body & Public Boards		1972 Property Taxes Collected 656,883.16		Local District School Taxes	478,091.50
Municipal Clerk		1972 Payments in Lieu of Taxes 36,953.27		Regional & Consolidated School Tax	
Financial Administration	2,350.00	Delinquent Tax & Lien Collections 8,161.00		School Taxes in Municipal Budget	
Assessment of Taxes	5,580.00	Business Personalty Replacement Taxes 23,666.54		County Taxes	142,536.82
Collection of Taxes	5,627.00	Other Miscellaneous Tax Revenues 19,039.21		County Library Taxes	5,024.30
Planning, Housing & Development	2,600.00	State Aid Revenues		Local Municipal Purpose Taxes	62,206.95
Human Resources		Federal Aid Revenues		Veteran & Senior Citizen Taxes	6,620.00
Elections		State and Local Fiscal Assistance Act Utilized		Total Taxes for Rate Computation	654,875.57
General Administration (other)	11,870.31	Sale of Acquired Property 8,029.34		Special District Taxes	
JUDICIARY		Other Miscellaneous Revenues 11,204.54		Bank Stock Taxes	
Municipal Courts	850.00	Other Revenues, Revenue Sharing Tax Effort 763,537.46		Added and Omitted Taxes	25,590.04
PUBLIC SAFETY		Prior Years Surplus Appropriated 30,000.00		Total Taxes Levied - ABSTRACT	717,845.61
Fire Protection	2,500.00	REVENUES TOTAL 753,937.46		Total Taxes Billed	716,673.42
Police Protection	3,300.00	CAPITAL OUTLAY TOTAL 20,289.00		1972 TAXES COLLECTED	656,883.16
Civil Defense & Disaster Control	650.00	Public Enterprises		1972 Taxes Cancelled, Abated or Adjusted	770.55
Environmental Inspection & Control	2,550.00	Recreation—Culture		Transfer to Tax Title Liens or Foreclosed	5,568.26
Other Public Safety		Public Works 20,289.00		Balance Outstanding Dec. 31, 1972	45,451.01
PUBLIC WORKS		Buildings and Grounds		PRIOR YEARS TAXES OUTSTANDING	
Streets and Drainage	64,837.77	Library and Education		Balance January 1, 1972	24,013.87
Sewers and Sewage Processing		Conservation		Collected in 1972	25,875.23
Garbage and Trash Disposal	5,200.00	All Other		Cancelled, Abated or Adjusted 1972	51.53
Public Buildings and Grounds	2,650.00	CAPITAL DEBT AUTHORIZED, DECEMBER 31, 1972		Transfers to Tax Title Liens or Foreclosed	456.89
Other Public Works		ISSUED AND UNISSUED GROSS DEBT 1,215,000		Balance December 31, 1972	3,630.22
HEALTH and WELFARE		NET DEBT 797,961		TAX TITLE LIENS OUTSTANDING	
Health Services Except Environmental	4,074.00	SCHOOL Self-liquidating		Balance January 1, 1972	51,616.77
Welfare-Public Assistance	90.00	Other		Transfers From Taxes	10,714.23
Hospitals, Clinics, First Aid	500.00	Total 1,215,000		Redeemed in 1972	7,078.04
Animal, Insect, & Rodent Control		ISSUED AND OUTSTANDING		Cancelled, Abated or Adjusted (1972)	5,082.07
Other Welfare Services		SCHOOL Self-liquidating		Transfers to Foreclosed Property	
RECREATION and CONSERVATION		Other		Balance December 31, 1972	50,170.85
Beaches and Boardwalks		Total 1,215,000.00		PROPERTY ACQUIRED BY DEED OR FORECLOSURE	
Parks, Playgrounds, Shade Trees	500.00	EQUALIZED VALUATION BASIS FOR NET DEBT COMPUTATION 13,901,290.67		Balance January 1, 1972	
Land Reclamation & Conservation		REAL PROPERTY VALUATIONS		Transfers From Taxes or Liens	
Other Recreational Services		Code Class # of Parcels % VAL'N ASSESSED VALUATION		Sale for Cash (1972)	
EDUCATION (excluding schools)		1 Vacant Land 929 7.61 882,835.00		Cancelled, Abated or Adjusted (1972)	
Libraries		2 Residential 415 61.44 7,123,425.00		Balance December 31, 1972	
Other Educational Services		3 Farm 245 25.89 3,002,555.00		CURRENT FINANCES DECEMBER 31, 1972	
STATUTORY EXPENDITURES		4a Commercial 6 .63 73,145.00		ASSETS	
Pensions & F. I. C. A.	2,600.00	4b Industrial 7 4.42 512,390.00		Cash Dec. 31, 1972	127,901.43
Employee Fringe Benefits		4c Apartments 1602 Total 11,594,350.00		Taxes Receivable	53,081.23
Other Statutory Expenditures		Land Area 15.80 Sq. Miles		Tax Title Liens	50,170.85
MUNICIPAL FUNCTIONS		Net Valuation Taxable-Municipal 11,714,039.00		Foreclosed Property	
CAPITAL IMPROVEMENTS		Net Valuation Taxable-County 15,511,901.00		Emergencies & Other Deferred Charges	1,370.74
DEBT SERVICE		State Equalization Ratio 64.87		State Aid Receivable	24,500.00
Principal Payments				Other Receivables	197.45
Interest Payments				Total	257,221.74
DEFERRED CHARGES				LIABILITIES, RESERVES, AND SURPLUS	
SCHOOL, COUNTY, SPECIAL DISTRICT TAXES	5,411.38			Cash Liabilities	62,480.26
RESERVE FOR UNCOLLECTED TAXES	626,048.62			Reserves for Receivables	103,446.57
EMERGENCY EMPLOYMENT ACT OF 1971	40,221.00			Surplus Dec. 31,	51,291.91
EXPENDITURES				Total	257,221.74
TOTAL	118,929.08				
MEMO	48,500.00				
TOTAL	750,610.08				

1809

Population 1970 4,302
 Population 1972 4,440
 S & P Rating
 Moody Rating RAA

General Tax Rate Per \$100. 7.01
 State Equalized Tax Rate 3.49

GREEN BROOK TOWNSHIP — SOMERSET CO.
 Form of Government:
 Township Committee
 Number of Members on Governing Body 5

PER CAPITA:
 Gross Debt 839.50
 Net Debt 231.72
 Debt Service 2.16
 Total Tax Levy 479.70
 Municipal Expenditures 171.71

PER CENT:
 Gross Debt 6.85
 Net Debt 1.89
 Tax Levy Collected 93.09
 Tax Levy Cancelled, Abated or Adjusted .11

EXPENDITURES		REVENUES-REALIZED		1972 PROPERTY TAX	
GENERAL GOVERNMENT				STATE EQUALIZED TAX RATE <u>2.42</u>	
Governing Body & Public Boards		1972 Property Taxes Collected	1,586,144.55	Local District School Taxes	1,474,542.86
Municipal Clerk		1972 Payments in Lieu of Taxes		Regional & Consolidated School Tax	
Financial Administration	5,085.00	Delinquent Tax & Lien Collections	142,180.55	School Taxes in Municipal Budget	
Assessment of Taxes	5,500.00	Business Personalty Replacement Taxes	35,515.34	County Taxes	285,454.67
Collection of Taxes	11,747.50	Taxes from Public Utilities	105,429.27	County Library Taxes	12,269.58
Planning, Housing & Development	7,200.00	Other Miscellaneous Tax Revenues		Local Municipal Purpose Taxes	324,366.58
Human Resources	300.00	State Aid Revenues	17,765.03	Veteran & Senior Citizen Taxes	26,650.00
Elections	700.00	Federal Aid Revenues	35,725.00	Total Taxes for Rate Computation	2,124,283.69
General Administration (other)	75,742.00	State and Local Fiscal Assistance Act Utilized		Special District Taxes	
JUDICIARY		Sale of Acquired Property		Bank Stock Taxes	297.58
Municipal Courts	7,600.00	Other Miscellaneous Revenues	13,871.19	Added and Omitted Taxes	31,554.90
PUBLIC SAFETY		Other Revenues, Revenue Sharing Tax Effort	32,107.70	Total Taxes Levied - ABSTRACT	2,129,886.17
Fire Protection	48,146.71	Total	2,372,738.63	Total Taxes Billed	2,133,666.17
Police Protection	175,749.00	Prior Years Surplus Appropriated	35,285.33	1972 TAXES COLLECTED	1,586,144.55
Civil Defense & Disaster Control		REVENUES TOTAL	2,408,023.96	1972 Taxes Cancelled, Abated or Adjusted	2,344.74
Environmental Inspection & Control	9,170.00	CAPITAL OUTLAY TOTAL	144,510.66	Transfer to Tax Title Liens or Foreclosed	12,181.42
Other Public Safety				Balance Outstanding Dec. 31, 1972	132,995.46
PUBLIC WORKS				PRIOR YEARS TAXES OUTSTANDING	
Streets and Drainage	82,200.00	Public Enterprises		Balance January 1, 1972	130,887.16
Sewers and Sewage Processing		Recreation—Culture		Collected in 1972	125,072.47
Garbage and Trash Disposal	24,050.00	Public Works		Cancelled, Abated or Adjusted 1972	.10
Public Buildings and Grounds	2,000.00	Buildings and Grounds	144,510.66	Transfers to Tax Title Liens or Foreclosed	4,528.12
Other Public Works		Library and Education		Balance December 31, 1972	886.47
HEALTH and WELFARE		Conservation		TAX TITLE LIENS OUTSTANDING	
Health Services Except Environmental	7,090.00	All Other		Balance January 1, 1972	34,271.95
Welfare-Public Assistance	1,122.00			Transfers From Taxes	17,534.82
Hospitals, Clinics, First Aid				Redeemed in 1972	17,108.08
Animal, Insect, & Rodent Control	500.00			Cancelled, Abated or Adjusted (1972)	
Other Welfare Services				Transfers to Foreclosed Property	
RECREATION and CONSERVATION				Balance December 31, 1972	34,658.69
Beaches and Boardwalks				PROPERTY ACQUIRED BY DEED OR FORECLOSURE	
Parks, Playgrounds, Shade Trees				Balance January 1, 1972	22,500.00
Land Reclamation & Conservation	75,450.00			Transfers From Taxes or Liens	
Other Recreational Services				Sale for Cash (1972)	
EDUCATION (excluding schools)				Cancelled, Abated or Adjusted (1972)	
Libraries				Balance December 31, 1972	22,500.00
Other Educational Services				CURRENT FINANCES DECEMBER 31, 1972	
STATUTORY EXPENDITURES				ASSETS	
Pensions & F. I. C. A.	15,378.00			Cash Dec. 31, 1972	370,432.85
Employee Fringe Benefits	5,300.00			Taxes Receivable	132,881.93
Other Statutory Expenditures				Tax Title Liens	34,658.69
MUNICIPAL FUNCTIONS				Foreclosed Property	22,500.00
CAPITAL IMPROVEMENTS	48,500.00			Emergencies & Other Deferred Charges	12,000.00
DEBT SERVICE				State Aid Receivable	15,319.11
Principal Payments	5,000.00			Other Receivables	53,564.09
Interest Payments	4,575.00			Total	682,796.67
				LIABILITIES, RESERVES, AND SURPLUS	
DEFERRED CHARGES				Cash Liabilities	377,504.01
SCHOOL, COUNTY, SPECIAL DISTRICT TAXES	1,773,267.11			Reserves for Receivables	285,044.71
RESERVE FOR UNCOLLECTED TAXES	166,975.61			Surplus Dec. 31,	19,847.95
EMERGENCY EMPLOYMENT ACT OF 1971				Total	682,796.67
EXPENDITURES TOTAL	2,535,647.93				

0606

Population 1970 963
 Population 1972 975
 S & P Rating
 Moody Rating

General Tax Rate Per \$100. 4.58
 State Equalized Tax Rate 3.76

GREENWICH TOWNSHIP — CUMBERLAND CO.
 Form of Government:
 Township Committee
 Number of Members on Governing Body 3

PER CAPITA: 20.51
 Gross Debt
 Net Debt
 Debt Service
 Total Tax Levy 323.77
 Municipal Expenditures 106.76
 PER CENT: .26
 Gross Debt
 Net Debt
 Tax Levy Collected 87.74
 Tax Levy Cancelled, Abated
 or Adjusted

EXPENDITURES		REVENUES-REALIZED		1972 PROPERTY TAX	
GENERAL GOVERNMENT				STATE EQUALIZED TAX RATE	
Governing Body & Public Boards	200.00			Local District School Taxes	2.44
Municipal Clerk				Regional & Consolidated School Tax	
Financial Administration	3,450.00	1972 Property Taxes Collected		School Taxes in Municipal Budget	
Assessment of Taxes	12,800.00	276,978.19		County Taxes	1.26
Collection of Taxes	1,900.00			County Library Taxes	
Planning, Housing & Development	3,375.00	1972 Payments in Lieu of Taxes		Local Municipal Purpose Taxes	
Human Resources		39,188.94		Veteran & Senior Citizen Taxes	.07
Elections	550.00	Delinquent Tax & Lien Collections		Total Taxes for Rate Computation	3.77
General Administration (other)	6,425.00	8,932.24		Special District Taxes	
JUDICIARY		Business Personalty Replacement Taxes		Bank Stock Taxes	76.13
Municipal Courts	750.00	Taxes from Public Utilities		Added and Omitted Taxes	3,432.06
PUBLIC SAFETY		Other Miscellaneous Tax Revenues		Total Taxes Levied - ABSTRACT	315,677.60
Fire Protection	2,600.00	State Aid Revenues		Total Taxes Billed	315,677.60
Police Protection	500.00	Federal Aid Revenues		1972 TAXES COLLECTED	276,978.19
Civil Defense & Disaster Control	50.00	State and Local Fiscal Assistance Act Utilized		1972 Taxes Cancelled, Abated or Adjusted	
Environmental Inspection & Control	300.00	Sale of Acquired Property		Transfer to Tax Title Liens or Foreclosed	358.56
Other Public Safety		Other Miscellaneous Revenues		Balance Outstanding Dec. 31, 1972	38,340.85
PUBLIC WORKS		Other Revenues, Revenue Sharing Tax Effort		PRIOR YEARS TAXES OUTSTANDING	
Streets and Drainage	9,900.00	Total		Balance January 1, 1972	46,255.19
Sewers and Sewage Processing		354,786.56		Collected in 1972	39,188.94
Garbage and Trash Disposal	5,500.00	Prior Years Surplus Appropriated		Cancelled, Abated or Adjusted 1972	
Public Buildings and Grounds	2,000.00	REVENUES TOTAL		Transfers to Tax Title Liens or Foreclosed	
Other Public Works		391,286.56		Balance December 31, 1972	7,066.25
HEALTH and WELFARE		CAPITAL OUTLAY TOTAL		TAX TITLE LIENS OUTSTANDING	
Health Services Except Environmental	650.00			Balance January 1, 1972	3,033.82
Welfare-Public Assistance	350.00			Transfers From Taxes	358.56
Hospitals, Clinics, First Aid				Redeemed in 1972	
Animal, Insect, & Rodent Control				Cancelled, Abated or Adjusted (1972)	
Other Welfare Services				Transfers to Foreclosed Property	
RECREATION and CONSERVATION				Balance December 31, 1972	3,392.38
Beaches and Boardwalks				PROPERTY ACQUIRED BY DEED OR	
Parks, Playgrounds, Shade Trees	1,550.00			FORECLOSURE	
Land Reclamation & Conservation	100.00			Balance January 1, 1972	750.00
Other Recreational Services				Transfers From Taxes or Liens	
EDUCATION (excluding schools)				Sale for Cash (1972)	
Libraries				Cancelled, Abated or Adjusted (1972)	
Other Educational Services				Balance December 31, 1972	750.00
STATUTORY EXPENDITURES				CURRENT FINANCES DECEMBER 31, 1972	
Pensions & F. I. C. A.	641.00			ASSETS	
Employee Fringe Benefits				Cash Dec. 31, 1972	72,056.12
Other Statutory Expenditures				Taxes Receivable	45,407.10
MUNICIPAL FUNCTIONS TOTAL	53,591.00			Tax Title Liens	3,392.38
CAPITAL IMPROVEMENTS	1,000.00			Foreclosed Property	750.00
DEBT SERVICE				Emergencies & Other Deferred Charges	15,882.71
Principal Payments				State Aid Receivable	10,000.00
Interest Payments				Other Receivables	
DEFERRED CHARGES	2,500.00			Total	147,488.31
SCHOOL, COUNTY, SPECIAL DISTRICT TAXES	312,169.41			LIABILITIES, RESERVES, AND SURPLUS	
RESERVE FOR UNCOLLECTED TAXES	48,004.44			Cash Liabilities	17,098.93
EMERGENCY EMPLOYMENT ACT OF 1971				Reserves for Receivables	49,549.48
EXPENDITURES TOTAL	416,264.85			Surplus Dec. 31,	80,839.90
				Total	147,488.31

0807

Population 1970 5,676
 Population 1972 5,790
 S & P Rating
 Moody Rating BAA-1

General Tax Rate Per \$100. 2.58
 State Equalized Tax Rate 1.82

GREENWICH TOWNSHIP — GLOUCESTER COUNTY

Form of Government:
 Township Committee
 Number of Members on Governing Body 5

PER CAPITA:
 Gross Debt 170.81
 Net Debt .09
 Debt Service 446.16
 Total Tax Levy 185.66
 Municipal Expenditures

PER CENT:
 Gross Debt .85
 Net Debt
 Tax Levy Collected 95.02
 Tax Levy Cancelled, Abated or Adjusted .05

EXPENDITURES		REVENUES-REALIZED		1972 PROPERTY TAX	
GENERAL GOVERNMENT				STATE EQUALIZED TAX RATE — .95	
Governing Body & Public Boards		1972 Property Taxes Collected 2,564,845.48		Local District School Taxes	1,264,957.50
Municipal Clerk		1972 Payments in Lieu of Taxes		Regional & Consolidated School Tax	
Financial Administration	10,260.00	Delinquent Tax & Lien Collections 20,772.66		School Taxes in Municipal Budget	
Assessment of Taxes	5,100.00	Business Personalty Replacement Taxes 280,606.32		County Taxes	734,545.37
Collection of Taxes	8,050.00	Taxes from Public Utilities 148,532.55		County Library Taxes	
Planning, Housing & Development	12,940.00	Other Miscellaneous Tax Revenues		Local Municipal Purpose Taxes	475,061.93
Human Resources		State Aid Revenues 27,938.19		Veteran & Senior Citizen Taxes	44,040.00
Elections	2,000.00	Federal Aid Revenues		Total Taxes for Rate Computation	2,618,604.80
General Administration (other)	66,750.00	State and Local Fiscal Assistance Act Utilized		Special District Taxes	
JUDICIARY		Sale of Acquired Property 200.00		Bank Stock Taxes	2,338.81
Municipal Courts	6,000.00	Other Miscellaneous Revenues 67,074.67		Added and Omitted Taxes	6,247.08
PUBLIC SAFETY		Other Revenues, Revenue Sharing Tax Effort 3,247.06		Total Taxes Levied - ABSTRACT	2,583,250.69
Fire Protection	60,000.00	Prior Years Surplus Appropriated 149,000.00		Total Taxes Billed	2,550,268.15
Police Protection	166,330.00	REVENUES TOTAL 3,262,216.93		1972 TAXES COLLECTED	2,564,845.48
Civil Defense & Disaster Control	2,000.00	CAPITAL OUTLAY TOTAL 116,439.39		1972 Taxes Cancelled, Abated or Adjusted	1,219.46
Environmental Inspection & Control	3,500.00	Public Enterprises		Transfer to Tax Title Liens or Foreclosed	1,636.17
Other Public Safety		Recreation—Culture		Balance Outstanding Dec. 31, 1972	22,567.04
PUBLIC WORKS		Public Works		PRIOR YEARS TAXES OUTSTANDING	
Streets and Drainage	152,500.00	Buildings and Grounds		Balance January 1, 1972	27,402.05
Sewers and Sewage Processing	82,555.00	Library and Education		Collected in 1972	15,934.88
Garbage and Trash Disposal	51,000.00	Conservation		Cancelled, Abated or Adjusted 1972	8,743.10
Public Buildings and Grounds	80,650.00	All Other		Transfers to Tax Title Liens or Foreclosed	91.92
Other Public Works		CAPITAL DEBT AUTHORIZED, DECEMBER 31, 1972		Balance December 31, 1972	1,367.85
HEALTH and WELFARE		ISSUED AND UNISSUED GROSS DEBT NET DEBT		TAX TITLE LIENS OUTSTANDING	
Health Services Except Environmental	11,000.00	School 989,000		Balance January 1, 1972	6,663.85
Welfare-Public Assistance	4,100.00	Self-liquidating		Transfers From Taxes	1,776.35
Hospitals, Clinics, First Aid		Other		Redeemed in 1972	837.78
Animal, Insect, & Rodent Control	16,850.00	Total 989,000		Cancelled, Abated or Adjusted (1972)	
Other Welfare Services		ISSUED AND OUTSTANDING		Transfers to Foreclosed Property	
RECREATION and CONSERVATION		School 508,000.00		Balance December 31, 1972	7,602.46
Beaches and Boardwalks		Self-Liquidating		PROPERTY ACQUIRED BY DEED OR FORECLOSURE	
Parks, Playgrounds, Shade Trees	15,200.00	Other		Balance January 1, 1972	7,270.00
Land Reclamation & Conservation		Total 508,000.00		Transfers From Taxes or Liens	
Other Recreational Services	16,350.00	EQUALIZED VALUATION BASIS FOR NET DEBT COMPUTATION 111,335,906.67		Sale for Cash (1972)	200.00
EDUCATION (excluding schools)		REAL PROPERTY VALUATIONS		Cancelled, Abated or Adjusted (1972)	
Libraries	18,000.00	Code Class # of Parcels % VAL'N ASSESSED VALUATION		Balance December 31, 1972	7,070.00
Other Educational Services		1 Vacant Land 305 1.01 1,018,100.00		CURRENT FINANCES DECEMBER 31, 1972	
STATUTORY EXPENDITURES		2 Residential 1352 16.26 16,455,300.00		ASSETS	
Pensions & F. I. C. A.	35,500.00	3 Farm 33 .44 445,500.00		Cash Dec. 31, 1972	556,063.21
Employee Fringe Benefits	15,500.00	4a Commercial 63 1.51 1,531,400.00		Taxes Receivable	21,199.19
Other Statutory Expenditures		4b Industrial 12 80.70 81,686,500.00		Tax Title Liens	7,602.46
MUNICIPAL FUNCTIONS TOTAL 554,135.00		4c Apartments 4 .08 83,000.00		Foreclosed Property	7,070.00
CAPITAL IMPROVEMENTS *MFC* 52,500.00		Total 101,223,800.00		Emergencies & Other Deferred Charges	5,683.67
DEBT SERVICE		Land Area 9.44 Sq. Miles		State Aid Receivable	2,445.85
Principal Payments		Net Valuation Taxable-Municipal 101,655,208.00		Other Receivables	23,385.63
Interest Payments	500.00	Net Valuation Taxable-County 117,581,441.00		Total	627,450.01
DEFERRED CHARGES	68,227.54	State Equalization Ratio 70.64		LIABILITIES, RESERVES, AND SURPLUS	
SCHOOL, COUNTY, SPECIAL DISTRICT TAXES	2,059,502.87			Cash Liabilities	251,898.73
RESERVE FOR UNCOLLECTED TAXES	52,056.62			Reserves for Receivables	55,257.28
EMERGENCY EMPLOYMENT ACT OF 1971				Surplus Dec. 31,	276,294.00
EXPENDITURES TOTAL 3,174,462.03				Total	627,450.01

2107

Population 1970 1,482
 Population 1972 1,515
 S & P Rating
 Moody Rating BAA

General Tax Rate Per \$100. 3.71
 State Equalized Tax Rate 3.35

GREENWICH TOWNSHIP — WARREN COUNTY
 Form of Government:
 Township Committee
 Number of Members on Governing Body 3

PER CAPITA:
 Gross Debt 264.65
 Net Debt 4.26
 Debt Service 653.54
 Total Tax Levy 72.47
 Municipal Expenditures

PER CENT:
 Gross Debt 3.05
 Net Debt .05
 Tax Levy Collected 86.32
 Tax Levy Cancelled, Abated or Adjusted 1.21

EXPENDITURES		REVENUES-REALIZED		1972 PROPERTY TAX	
GENERAL GOVERNMENT		1972 Property Taxes Collected		STATE EQUALIZED TAX RATE	
Governing Body & Public Boards			426,528.36	Local District School Taxes	2.45
Municipal Clerk				Regional & Consolidated School Tax	
Financial Administration	2,600.00	1972 Payments in Lieu of Taxes		School Taxes in Municipal Budget	
Assessment of Taxes	2,500.00	Delinquent Tax & Lien Collections	32,935.20	County Taxes	.82
Collection of Taxes	2,900.00	Business Personalty Replacement Taxes	14,850.00	County Library Taxes	.03
Planning, Housing & Development	5,375.00	Taxes from Public Utilities	35,750.58	Local Municipal Purpose Taxes	3.40
Human Resources		Other Miscellaneous Tax Revenues		Veteran & Senior Citizen Taxes	.06
Elections		State Aid Revenues	6,615.13	Total Taxes for Rate Computation	6.80
General Administration (other)	12,080.00	Federal Aid Revenues		Special District Taxes	
JUDICIARY		State and Local Fiscal Assistance Act Utilized		Bank Stock Taxes	178.43
Municipal Courts	4,400.00	Sale of Acquired Property		Added and Omitted Taxes	5,110.90
PUBLIC SAFETY		Other Miscellaneous Revenues	24,067.92	Total Taxes Levied - ABSTRACT	550,108.10
Fire Protection	2,600.00	Other Revenues, Revenue Sharing Tax Effort	3,704.36	Total Taxes Billed	494,603.50
Police Protection	7,200.00	Total	548,851.55	1972 TAXES COLLECTED	426,528.36
Civil Defense & Disaster Control	200.00	Prior Years Surplus Appropriated	28,324.92	1972 Taxes Cancelled, Abated or Adjusted	5,981.30
Environmental Inspection & Control	800.00	REVENUES TOTAL	577,176.47	Transfer to Tax Title Liens or Foreclosed	
Other Public Safety		CAPITAL OUTLAY TOTAL		Balance Outstanding Dec. 31, 1972	61,693.84
PUBLIC WORKS				PRIOR YEARS TAXES OUTSTANDING	
Streets and Drainage	13,475.00	Public Enterprises		Balance January 1, 1972	29,257.36
Sewers and Sewage Processing		Recreation—Culture		Collected in 1972	32,935.20
Garbage and Trash Disposal		Public Works		Cancelled, Abated or Adjusted 1972	346.81
Public Buildings and Grounds		Buildings and Grounds		Transfers to Tax Title Liens or Foreclosed	
Other Public Works		Library and Education		Balance December 31, 1972	5,975.35
HEALTH and WELFARE		Conservation		TAX TITLE LIENS OUTSTANDING	
Health Services Except Environmental	450.00	All Other		Balance January 1, 1972	
Welfare-Public Assistance	725.00	CAPITAL DEBT AUTHORIZED, DECEMBER 31, 1972		Transfers From Taxes	
Hospitals, Clinics, First Aid		ISSUED AND UNISSUED GROSS DEBT		Redeemed in 1972	
Animal, Insect, & Rodent Control		School	401,000	Cancelled, Abated or Adjusted (1972)	
Other Welfare Services		Self-liquidating		Transfers to Foreclosed Property	
RECREATION and CONSERVATION		Other		Balance December 31, 1972	
Beaches and Boardwalks		Total	401,000	PROPERTY ACQUIRED BY DEED OR	
Parks, Playgrounds, Shade Trees	7,000.00			FORECLOSURE	
Land Reclamation & Conservation		ISSUED AND OUTSTANDING		Balance January 1, 1972	
Other Recreational Services		School	401,000.00	Transfers From Taxes or Liens	
EDUCATION (excluding schools)		Self-Liquidating		Sale for Cash (1972)	
Libraries	225.00	Other		Cancelled, Abated or Adjusted (1972)	
Other Educational Services		Total	401,000.00	Balance December 31, 1972	
STATUTORY EXPENDITURES		EQUALIZED VALUATION BASIS		CURRENT FINANCES DECEMBER 31, 1972	
Pensions & F. I. C. A.	2,649.00	FOR NET DEBT COMPUTATION	13,151,293.33	ASSETS	
Employee Fringe Benefits		REAL PROPERTY VALUATIONS		Cash Dec. 31, 1972	283,779.47
Other Statutory Expenditures		Code Class # of Parcels % VAL'N		Taxes Receivable	67,665.19
MUNICIPAL FUNCTIONS TOTAL	65,275.00	1 Vacant Land 40 2.11	275,050.00	Tax Title Liens	
CAPITAL IMPROVEMENTS *MEMO*	30,000.00	2 Residential 361 53.49	6,567,850.00	Foreclosed Property	
DEBT SERVICE		3 Farm 128 27.66	3,603,200.00	Emergencies & Other Deferred Charges	647.03
Principal Payments		4a Commercial 33 14.77	1,524,200.00	State Aid Receivable	160.00
Interest Payments		4b Industrial 3 1.98	257,300.00	Other Receivables	517.36
DEFERRED CHARGES	505.90	4c Apartments		Total	452,773.08
SCHOOL, COUNTY, SPECIAL DISTRICT TAXES	486,188.60	565 Total	13,027,600.00	LIABILITIES, RESERVES, AND SURPLUS	
RESERVE FOR UNCOLLECTED TAXES	44,000.00	Land Area 10.42 Sq. Miles		Cash Liabilities	265,516.62
EMERGENCY EMPLOYMENT ACT OF 1971		Net Valuation Taxable-Municipal	13,337,184.00	Reserves for Receivables	68,186.58
EXPENDITURES TOTAL	595,973.50	Net Valuation Taxable-County	14,426,565.00	Surplus Dec. 31,	115,069.88
		State Equalization Ratio	91.56	Total	452,773.08

1903

Population 1970 5,754
 Population 1972 5,530
 S & P Rating
 Moody Rating

General Tax Rate Per \$100. 4.99
 State Equalized Tax Rate 3.93

GUTTENBERG TOWN — HUDSON COUNTY
 Form of Government:
 Town Council
 Number of Members on Governing Body 6

PER CAPITA:
 Gross Debt 69.15
 Net Debt 32.21
 Debt Service 2.95
 Total Tax Levy 261.96
 Municipal Expenditures 126.04

PER CENT:
 Gross Debt 1.14
 Net Debt .53
 Tax Levy Collected 95.39
 Tax Levy Cancelled, Abated or Adjusted .30

EXPENDITURES		REVENUES-REALIZED		1972 PROPERTY TAX	
GENERAL GOVERNMENT				STATE EQUALIZED TAX RATE	
Governing Body & Public Boards		1972 Property Taxes Collected	1,482,110.58	Local District School Taxes 1.56	613,564.00
Municipal Clerk		1972 Payments in Lieu of Taxes	1,591.76	Regional & Consolidated School Tax	
Financial Administration	8,700.00	Delinquent Tax & Lien Collections	49,152.60	School Taxes in Municipal Budget .02	6,175.00
Assessment of Taxes	6,700.00	Business Personalty Replacement Taxes	73,380.72	County Taxes 1.37	536,099.81
Collection of Taxes	10,350.00	Taxes from Public Utilities	57,594.11	County Library Taxes	
Planning, Housing & Development	200.00	Other Miscellaneous Tax Revenues		Local Municipal Purpose Taxes .93	366,225.64
Human Resources		State Aid Revenues	32,573.50	Veteran & Senior Citizen Taxes .05	15,490.00
Elections	2,700.00	Federal Aid Revenues	64,348.51	Total Taxes for Rate Computation 3.93	1,541,554.45
General Administration (other)	55,400.00	State and Local Fiscal Assistance Act Utilized		Special District Taxes	
JUDICIARY		Sale of Acquired Property		Bank Stock Taxes	4,030.99
Municipal Courts	9,800.00	Other Miscellaneous Revenues	36,205.99	Added and Omitted Taxes	27,314.40
PUBLIC SAFETY		Other Revenues, Revenue Sharing Tax Effort	22,492.46	Total Taxes Levied - ABSTRACT	1,553,409.84
Fire Protection	56,510.00	Total	1,819,491.03	Total Taxes Billed	1,553,773.52
Police Protection	166,550.00	Prior Years Surplus Appropriated	100,000.00	1972 TAXES COLLECTED	1,482,110.58
Civil Defense & Disaster Control	300.00	REVENUES TOTAL	1,519,491.03	1972 Taxes Cancelled, Abated or Adjusted	4,659.75
Environmental Inspection & Control	1,575.00			Transfer to Tax Title Liens or Foreclosed	3,857.61
Other Public Safety				Balance Outstanding Dec. 31, 1972	63,145.58
PUBLIC WORKS		CAPITAL OUTLAY	TOTAL	PRIOR YEARS TAXES OUTSTANDING	
Streets and Drainage	81,800.00	Public Enterprises		Balance January 1, 1972	57,516.78
Sewers and Sewage Processing	16,000.00	Recreation—Culture		Collected in 1972	38,321.74
Garbage and Trash Disposal	50,000.00	Public Works		Cancelled, Abated or Adjusted 1972	6.73
Public Buildings and Grounds	10,100.00	Buildings and Grounds		Transfers to Tax Title Liens or Foreclosed	4,838.23
Other Public Works		Library and Education		Balance December 31, 1972	14,750.00
HEALTH and WELFARE		Conservation		TAX TITLE LIENS OUTSTANDING	
Health Services Except Environmental	5,500.00	All Other		Balance January 1, 1972	12,858.48
Welfare-Public Assistance	7,150.00			Transfers From Taxes	5,157.72
Hospitals, Clinics, First Aid				Redeemed in 1972	10,821.36
Animal, Insect, & Rodent Control				Cancelled, Abated or Adjusted (1972)	
Other Welfare Services				Transfers to Foreclosed Property	
RECREATION and CONSERVATION				Balance December 31, 1972	11,194.84
Beaches and Boardwalks				PROPERTY ACQUIRED BY DEED OR FORECLOSURE	
Parks, Playgrounds, Shade Trees				Balance January 1, 1972	5,700.00
Land Reclamation & Conservation				Transfers From Taxes or Liens	
Other Recreational Services	13,700.00			Sale for Cash (1972)	
EDUCATION (excluding schools)				Cancelled, Abated or Adjusted (1972)	
Libraries				Balance December 31, 1972	5,700.00
Other Educational Services	3,400.00			CURRENT FINANCES DECEMBER 31, 1972	
STATUTORY EXPENDITURES				ASSETS	
Pensions & F. I. C. A.	44,400.00			Cash Dec. 31, 1972	559,741.29
Employee Fringe Benefits	14,100.00			Taxes Receivable	77,895.66
Other Statutory Expenditures				Tax Title Liens	11,194.84
MUNICIPAL FUNCTIONS				Foreclosed Property	5,700.00
CAPITAL IMPROVEMENTS				Emergencies & Other Deferred Charges	5,400.00
DEBT SERVICE				State Aid Receivable	121,456.66
Principal Payments	15,000.00			Other Receivables	
Interest Payments	2,471.00			Total	821,388.45
TYPE I SCHL DEBT *MEMO				LIABILITIES, RESERVES, AND SURPLUS	
DEFERRED CHARGES				Cash Liabilities	519,543.26
SCHOOL, COUNTY, SPECIAL DISTRICT TAXES	1,155,838.81			Reserves for Receivables	54,790.50
RESERVE FOR UNCOLLECTED TAXES	55,850.21			Surplus Dec. 31,	206,654.69
EMERGENCY EMPLOYMENT ACT OF 1971	62,000.00			Total	821,388.45
EXPENDITURES TOTAL	1,902,235.02				
		Land Area .20 Sq. Miles			
		Net Valuation Taxable-Municipal	30,930,748.00		
		Net Valuation Taxable-County	38,548,141.00		
		State Equalization Ratio	78.83		

1971/3000

* ABOVE DEBT SERVICE INCLUDES TYPE I SCHOOL DEBT

0223

Population 1970 35,008
 Population 1972 37,790
 S & P Rating A
 Moody Rating A

General Tax Rate Per \$100. 4.51
 State Equalized Tax Rate 3.12

HACKENSACK CITY — BERGEN COUNTY

Form of Government:

Council-Manager (1923)

Number of Members on Governing Body 5

PER CAPITA:

Gross Debt 518.97
 Net Debt 169.99
 Debt Service 28.43
 Total Tax Levy 364.70
 Municipal Expenditures 243.57

PER CENT:

Gross Debt 5.08
 Net Debt 1.66
 Tax Levy Collected 96.43
 Tax Levy Cancelled, Abated or Adjusted .51

EXPENDITURES		REVENUES-REALIZED		1972 PROPERTY TAX	
GENERAL GOVERNMENT		1972 Property Taxes Collected		STATE EQUALIZED TAX RATE — 1.48	
Governing Body & Public Boards		1972 Payments in Lieu of Taxes	13,326,736.68	Local District School Taxes	6,453,155.00
Municipal Clerk		Delinquent Tax & Lien Collections	52,902.06	Regional & Consolidated School Tax	
Financial Administration	108,662.00	Business Personalty Replacement Taxes	372,796.71	School Taxes in Municipal Budget	.17 746,000.00
Assessment of Taxes	50,212.00	Taxes from Public Utilities	1,012,451.67	County Taxes	.38 1,651,315.90
Collection of Taxes	43,256.00	Other Miscellaneous Tax Revenues	753,216.86	County Library Taxes	
Planning, Housing & Development	93,240.00	State Aid Revenues	27,096.34	Local Municipal Purpose Taxes	1.06 4,634,542.81
Human Resources	50,778.00	Federal Aid Revenues	151,904.90	Veteran & Senior Citizen Taxes	.03 124,560.00
Elections	4,000.00	State and Local Fiscal Assistance Act Utilized	287,994.34	Total Taxes for Rate Computation	3.12 13,645,573.71
General Administration (other)	464,118.00	Sale of Acquired Property		Special District Taxes	
JUDICIARY		Other Miscellaneous Revenues	289,468.87	Bank Stock Taxes	111,095.91
Municipal Courts	69,073.00	Other Revenues, Revenue Sharing Tax Effort	262,966.53	Added and Omitted Taxes	146,024.23
PUBLIC SAFETY		Total	16,537,534.36	Total Taxes Levied - ABSTRACT	13,782,133.85
Fire Protection	1,297,874.00	Prior Years Surplus Appropriated	510,000.00	Total Taxes Billed	13,819,570.98
Police Protection	1,373,792.00	REVENUES TOTAL	17,047,534.36	1972 TAXES COLLECTED	13,326,736.08
Civil Defense & Disaster Control	1,800.00	CAPITAL OUTLAY TOTAL	1,741,903.68	1972 Taxes Cancelled, Abated or Adjusted	125,796.25
Environmental Inspection & Control	92,101.00			Transfer to Tax Title Liens or Foreclosed	18,260.21
Other Public Safety				Balance Outstanding Dec. 31, 1972	345,178.40
PUBLIC WORKS				PRIOR YEARS TAXES OUTSTANDING	
Streets and Drainage	1,113,224.00	Public Enterprises		Balance January 1, 1972	373,261.72
Sewers and Sewage Processing	251,464.00	Recreation—Culture	611.48	Collected in 1972	361,689.96
Garbage and Trash Disposal	360,658.00	Public Works	192,502.50	Cancelled, Abated or Adjusted 1972	
Public Buildings and Grounds	360,528.00	Buildings and Grounds	749,281.62	Transfers to Tax Title Liens or Foreclosed	11,571.76
Other Public Works	32,553.00	Library and Education	799,508.08	Balance December 31, 1972	
HEALTH and WELFARE		Conservation		TAX TITLE LIENS OUTSTANDING	
Health Services Except Environmental	69,420.00	All Other		Balance January 1, 1972	21,360.70
Welfare-Public Assistance	48,111.00	CAPITAL DEBT AUTHORIZED, DECEMBER 31, 1972		Transfers From Taxes	21,535.02
Hospitals, Clinics, First Aid	22,225.00	ISSUED AND UNISSUED GROSS DEBT NET DEBT		Redeemed in 1972	11,106.75
Animal, Insect, & Rodent Control	9,506.00	School 12,914,000		Cancelled, Abated or Adjusted (1972)	
Other Welfare Services		Self-liquidating 274,000		Transfers to Foreclosed Property	
RECREATION and CONSERVATION		Other 6,424,025	6,424,025	Balance December 31, 1972	41,788.97
Beaches and Boardwalks		Total 19,612,025	6,424,025	PROPERTY ACQUIRED BY DEED OR FORECLOSURE	
Parks, Playgrounds, Shade Trees	224,887.00			Balance January 1, 1972	1,642.00
Land Reclamation & Conservation				Transfers From Taxes or Liens	
Other Recreational Services	12,100.00			Sale for Cash (1972)	
EDUCATION (excluding schools)				Cancelled, Abated or Adjusted (1972)	
Libraries	298,775.00			Balance December 31, 1972	1,642.00
Other Educational Services				CURRENT FINANCES DECEMBER 31, 1972	
STATUTORY EXPENDITURES				ASSETS	
Pensions & F. I. C. A.	521,555.19			Cash Dec. 31, 1972	1,603,698.77
Employee Fringe Benefits	170,500.00			Taxes Receivable	345,178.40
Other Statutory Expenditures				Tax Title Liens	41,788.97
MUNICIPAL FUNCTIONS TOTAL	7,145,252.19			Foreclosed Property	1,642.00
CAPITAL IMPROVEMENTS *MEMO*	109,347.70			Emergencies & Other Deferred Charges	445,674.85
DEBT SERVICE				State Aid Receivable	811.71
Principal Payments	638,000.00			Other Receivables	357,772.10
Interest Payments	436,350.17			Total	2,840,566.80
TYPE I SCHL DEBT *MEMO	738,080.12			LIABILITIES, RESERVES, AND SURPLUS	
DEFERRED CHARGES	57,920.81			Cash Liabilities	1,239,438.50
SCHOOL, COUNTY, SPECIAL DISTRICT TAXES	8,890,470.50			Reserves for Receivables	790,381.47
RESERVE FOR UNCOLLECTED TAXES	622,565.72			Surplus Dec. 31,	810,746.83
EMERGENCY EMPLOYMENT ACT OF 1971	304,447.68			Total	2,840,566.80
EXPENDITURES TOTAL	18,095,047.47				

1971/3000

* ABOVE DEBT SERVICE INCLUDES TYPE I SCHL DEBT

General Tax Rate Per \$100. 4.57
State Equalized Tax Rate 4.28

Form of Government:
Special Charter - (Ch 206-1970)
Number of Members on Governing Body: 6

PER CAPITA:		PER CENT:	
Gross Debt	545.81	Gross Debt	7.85
Net Debt	223.84	Net Debt	3.19
Debt Service	5.03	Tax Levy Collected	94.18
Total Tax Levy	358.69	Tax Levy Cancelled, Abated	
Municipal Expenditures	118.40	or Adjusted	1.51

1971/3000

0416

Population 1970 **18,192**
 Population 1972 **18,175**
 S & P Rating
 Moody Rating

General Tax Rate Per \$100 **5.23**
 State Equalized Tax Rate **3.57**

HADDON TOWNSHIP — CAMDEN COUNTY

Form of Government:

Commission (1911)

Number of Members on Governing Body 3

PER CAPITA:

Gross Debt **124.44**
 Net Debt **7.37**
 Debt Service
 Total Tax Levy **263.37**
 Municipal Expenditures **81.43**

PER CENT:

Gross Debt **1.92**
 Net Debt **.11**
 Tax Levy Collected **97.94**
 Tax Levy Cancelled, Abated or Adjusted **.13**

EXPENDITURES		REVENUES-REALIZED		1972 PROPERTY TAX	
GENERAL GOVERNMENT		1972 Property Taxes Collected		STATE EQUALIZED TAX RATE	
Governing Body & Public Boards	1,000.00	4,694,581.10		Local District School Taxes	2.14
Municipal Clerk		1972 Payments in Lieu of Taxes		Regional & Consolidated School Tax	
Financial Administration		59,806.09		School Taxes in Municipal Budget	
Assessment of Taxes	15,280.00	55,003.34		County Taxes	.93
Collection of Taxes	26,025.00	244,425.66		County Library Taxes	.03
Planning, Housing & Development	6,577.00	75,141.57		Local Municipal Purpose Taxes	.38
Human Resources		21,901.25		Veteran & Senior Citizen Taxes	.09
Elections	2,600.00	72,765.73		Total Taxes for Rate Computation	3.57
General Administration (other)	56,880.00	48,000.85		Special District Taxes	
JUDICIARY		5,271,635.59		Bank Stock Taxes	
Municipal Courts	10,555.00	527,000.00		Added and Omitted Taxes	
PUBLIC SAFETY		5,798,635.59		Total Taxes Levied - ABSTRACT	4,786,716.24
Fire Protection	14,510.00	CAPITAL OUTLAY		Total Taxes Billed	4,793,354.17
Police Protection	303,858.00	TOTAL		1972 TAXES COLLECTED	4,654,581.10
Civil Defense & Disaster Control	3,698.00	306.24		1972 Taxes Cancelled, Abated or Adjusted	6,249.94
Environmental Inspection & Control	4,550.00	Public Enterprises		Transfer to Tax Title Liens or Foreclosed	520.31
Other Public Safety		Recreation—Culture		Balance Outstanding Dec. 31, 1972	51,611.82
PUBLIC WORKS		Public Works		PRIOR YEARS TAXES OUTSTANDING	
Streets and Drainage	330,580.00	Buildings and Grounds		Balance January 1, 1972	64,375.52
Sewers and Sewage Processing		Library and Education		Collected in 1972	61,332.86
Garbage and Trash Disposal	129,311.00	Conservation		Cancelled, Abated or Adjusted 1972	3,442.66
Public Buildings and Grounds	14,940.00	All Other		Transfers to Tax Title Liens or Foreclosed	
Other Public Works		CAPITAL DEBT AUTHORIZED, DECEMBER 31, 1972		Balance December 31, 1972	
HEALTH and WELFARE		ISSUED AND UNISSUED		TAX TITLE LIENS OUTSTANDING	
Health Services Except Environmental	1,116.00	GROSS DEBT		Balance January 1, 1972	4,112.43
Welfare-Public Assistance	1,486.00	NET DEBT		Transfers From Taxes	520.31
Hospitals, Clinics, First Aid		School		Redeemed in 1972	6.00
Animal, Insect, & Rodent Control		Self-liquidating		Cancelled, Abated or Adjusted (1972)	
Other Welfare Services		Other		Transfers to Foreclosed Property	
RECREATION and CONSERVATION		Total		Balance December 31, 1972	5,026.74
Beaches and Boardwalks		ISSUED AND OUTSTANDING		PROPERTY ACQUIRED BY DEED OR	
Parks, Playgrounds, Shade Trees	24,830.00	School		FORECLOSURE	
Land Reclamation & Conservation		Self-Liquidating		Balance January 1, 1972	42,160.00
Other Recreational Services	28,485.00	Other		Transfers From Taxes or Liens	
EDUCATION (excluding schools)		Total		Sale for Cash (1972)	
Libraries	33,000.00	EQUALIZED VALUATION BASIS		Cancelled, Abated or Adjusted (1972)	
Other Educational Services		FOR NET DEBT COMPUTATION		Balance December 31, 1972	42,160.00
STATUTORY EXPENDITURES		REAL PROPERTY VALUATIONS		CURRENT FINANCES DECEMBER 31, 1972	
Pensions & F. I. C. A.	66,550.54	Code Class # of Parcels % VAL'N		ASSETS	
Employee Fringe Benefits	22,175.72	1 Vacant Land 274 1.44		Cash Dec. 31, 1972	1,040,834.82
Other Statutory Expenditures		2 Residential 4539 72.99		Taxes Receivable	51,611.82
MUNICIPAL FUNCTIONS		3 Farm		Tax Title Liens	5,026.74
CAPITAL IMPROVEMENTS	20,000.00	4a Commercial 273 10.40		Foreclosed Property	42,160.00
DEBT SERVICE		4b Industrial 27 1.26		Emergencies & Other Deferred Charges	667.78
Principal Payments		4c Apartments 19 13.91		State Aid Receivable	6,211.00
Interest Payments		5132 Total		Other Receivables	35,024.59
DEFERRED CHARGES	7,286.46	Land Area 2.69 Sq. Miles		Total	1,221,536.75
SCHOOL, COUNTY, SPECIAL DISTRICT TAXES	4,222,573.83	Net Valuation Taxable-Municipal		LIABILITIES, RESERVES, AND SURPLUS	
RESERVE FOR UNCOLLECTED TAXES	310,788.60	90,935,229.00		Cash Liabilities	312,551.05
EMERGENCY EMPLOYMENT ACT OF 1971	23,556.40	121,161,027.00		Reserves for Receivables	173,823.15
EXPENDITURES	5,702,612.55	State Equalization Ratio		Surplus Dec. 31,	735,162.55
TOTAL		68.43		Total	1,221,536.75

0418

Population 1970 9,365
 Population 1972 9,400
 S & P Rating
 Moody Rating

General Tax Rate Per \$100. 6.37
 State Equalized Tax Rate 3.74

HADDON HEIGHTS BOROUGH — CAMDEN COUNTY

Form of Government:
 Borough Council
 Number of Members on Governing Body 6

PER CAPITA:
 Gross Debt 89.46
 Net Debt 47.12
 Debt Service 5.60
 Total Tax Levy 265.44
 Municipal Expenditures 86.02

PER CENT:
 Gross Debt 1.40
 Net Debt .74
 Tax Levy Collected 99.53
 Tax Levy Cancelled, Abated or Adjusted .14

EXPENDITURES		REVENUES-REALIZED		1972 PROPERTY TAX	
GENERAL GOVERNMENT				STATE EQUALIZED TAX RATE	
Governing Body & Public Boards		1972 Property Taxes Collected	2,484,399.30	Local District School Taxes	2.11
Municipal Clerk		1972 Payments in Lieu of Taxes	4,853.79	Regional & Consolidated School Tax	
Financial Administration	5,200.00	Delinquent Tax & Lien Collections	13,961.51	School Taxes in Municipal Budget	
Assessment of Taxes	10,235.00	Business Personalty Replacement Taxes	24,414.92	County Taxes	.93
Collection of Taxes	9,663.00	Taxes from Public Utilities	177,316.77	County Library Taxes	
Planning, Housing & Development	1,350.00	Other Miscellaneous Tax Revenues		Local Municipal Purpose Taxes	.60
Human Resources		State Aid Revenues	38,443.68	Veteran & Senior Citizen Taxes	.11
Elections		Federal Aid Revenues		Total Taxes for Rate Computation	3.75
General Administration (other)	66,525.00	State and Local Fiscal Assistance Act Utilized		Special District Taxes	
JUDICIARY		Sale of Acquired Property	6,500.00	Bank Stock Taxes	5,843.59
Municipal Courts	20,894.00	Other Miscellaneous Revenues	66,614.28	Added and Omitted Taxes	16,433.20
PUBLIC SAFETY		Other Revenues, Revenue Sharing Tax Effort	5,944.62	Total Taxes Levied - ABSTRACT	2,495,119.17
Fire Protection	32,342.00	Total	2,822,448.87	Total Taxes Billed	2,496,019.24
Police Protection	225,131.00	Prior Years Surplus Appropriated	111,000.00	1972 TAXES COLLECTED	2,484,399.30
Civil Defense & Disaster Control	680.00	REVENUES TOTAL	2,933,448.87	1972 Taxes Cancelled, Abated or Adjusted	3,554.70
Environmental Inspection & Control	2,225.00	CAPITAL OUTLAY TOTAL	25,725.52	Transfer to Tax Title Liens or Foreclosed	70.07
Other Public Safety				Balance Outstanding Dec. 31, 1972	7,995.17
PUBLIC WORKS				PRIOR YEARS TAXES OUTSTANDING	
Streets and Drainage	80,058.00	Public Enterprises		Balance January 1, 1972	13,961.51
Sewers and Sewage Processing	52,658.00	Recreation—Culture	9,053.52	Collected in 1972	13,561.51
Garbage and Trash Disposal	55,534.00	Public Works	16,628.12	Cancelled, Abated or Adjusted 1972	
Public Buildings and Grounds	225.00	Buildings and Grounds	43.88	Transfers to Tax Title Liens or Foreclosed	
Other Public Works		Library and Education		Balance December 31, 1972	
HEALTH and WELFARE		Conservation		TAX TITLE LIENS OUTSTANDING	
Health Services Except Environmental	700.00	All Other		Balance January 1, 1972	345.56
Welfare-Public Assistance	2,600.00	CAPITAL DEBT AUTHORIZED, DECEMBER 31, 1972		Transfers From Taxes	70.07
Hospitals, Clinics, First Aid		ISSUED AND UNISSUED		Redeemed in 1972	
Animal, Insect, & Rodent Control		School	398,000	Cancelled, Abated or Adjusted (1972)	
Other Welfare Services		Self-liquidating		Transfers to Foreclosed Property	
RECREATION and CONSERVATION		Other	442,560	Balance December 31, 1972	415.63
Beaches and Boardwalks		Total	840,960	PROPERTY ACQUIRED BY DEED OR	
Parks, Playgrounds, Shade Trees	20,783.20			FORECLOSURE	
Land Reclamation & Conservation		ISSUED AND OUTSTANDING		Balance January 1, 1972	34,200.00
Other Recreational Services	3,303.00	School	398,000.00	Transfers From Taxes or Liens	
EDUCATION (excluding schools)		Self-Liquidating		Sale for Cash (1972)	6,500.00
Libraries	39,566.00	Other	318,415.00	Cancelled, Abated or Adjusted (1972)	
Other Educational Services		Total	716,415.00	Balance December 31, 1972	27,700.00
STATUTORY EXPENDITURES		EQUALIZED VALUATION BASIS		CURRENT FINANCES DECEMBER 31, 1972	
Pensions & F. I. C. A.	59,601.04	FOR NET DEBT COMPUTATION	60,010,059.00	ASSETS	
Employee Fringe Benefits	13,000.00	REAL PROPERTY VALUATIONS		Cash Dec. 31, 1972	932,358.29
Other Statutory Expenditures		Code Class # of Parcels % VAL'N		Taxes Receivable	7,995.17
MUNICIPAL FUNCTIONS		1 Vacant Land 71 .44	172,950.00	Tax Title Liens	415.63
CAPITAL IMPROVEMENTS		2 Residential 2515 85.44	33,770,100.00	Foreclosed Property	27,700.00
DEBT SERVICE		3 Farm		Emergencies & Other Deferred Charges	10,531.04
Principal Payments	39,700.00	4a Commercial 83 10.37	4,100,100.00	State Aid Receivable	856.05
Interest Payments	12,894.00	4b Industrial 3 .34	134,500.00	Other Receivables	422.60
DEFERRED CHARGES		4c Apartments 17 3.41	1,346,300.00	Total	980,678.78
SCHOOL, COUNTY, SPECIAL DISTRICT TAXES	2,062,245.51	2693 Total	39,523,950.00	LIABILITIES, RESERVES, AND SURPLUS	
RESERVE FOR UNCOLLECTED TAXES	48,154.80	Land Area 1.58 Sq. Miles		Cash Liabilities	801,578.33
EMERGENCY EMPLOYMENT ACT OF 1971		Net Valuation Taxable-Municipal	39,933,165.00	Reserves for Receivables	36,533.40
EXPENDITURES		Net Valuation Taxable-County	61,340,101.00	Surplus Dec. 31,	142,567.05
TOTAL	2,870,807.55	State Equalization Ratio	58.82	Total	980,678.78

0417

Population 1970 13,118
 Population 1972 13,120
 S & P Rating /
 Moody Rating AA

General Tax Rate Per \$100. 3.50
 State Equalized Tax Rate 3.57

HADDONFIELD BOROUGH — CAMDEN COUNTY
 Form of Government:
 Commission (1911)
 Number of Members on Governing Body 3

PER CAPITA: 393.00
 Gross Debt 54.84
 Net Debt
 Debt Service 389.19
 Total Tax Levy 108.69
 Municipal Expenditures

PER CENT: 4.07
 Gross Debt
 Net Debt .57
 Tax Levy Collected 96.47
 Tax Levy Cancelled, Abated or Adjusted .43

EXPENDITURES		REVENUES-REALIZED		1972 PROPERTY TAX	
GENERAL GOVERNMENT				STATE EQUALIZED TAX RATE → 2.04	
Governing Body & Public Boards		1972 Property Taxes Collected	4,933,562.58	Local District School Taxes	2,928,229.00
Municipal Clerk		1972 Payments in Lieu of Taxes		Regional & Consolidated School Tax	
Financial Administration		Delinquent Tax & Lien Collections	107,200.80	School Taxes in Municipal Budget	
Assessment of Taxes	12,009.94	Business Personalty Replacement Taxes	51,852.97	County Taxes	.97 1,381,487.00
Collection of Taxes	28,170.01	Taxes from Public Utilities	225,562.16	County Library Taxes	
Planning, Housing & Development	3,360.70	Other Miscellaneous Tax Revenues		Local Municipal Purpose Taxes	.51 729,143.85
Human Resources	250.69	State Aid Revenues	63,447.68	Veteran & Senior Citizen Taxes	.06 85,340.00
Elections	1,821.05	Federal Aid Revenues	16,735.03	Total Taxes for Rate Computation	3.58 5,124,199.89
General Administration (other)	110,547.52	State and Local Fiscal Assistance Act Utilized		Special District Taxes	
JUDICIARY		Sale of Acquired Property		Bank Stock Taxes	27,639.11
Municipal Courts	18,343.24	Other Miscellaneous Revenues	197,295.02	Added and Omitted Taxes	33,658.94
PUBLIC SAFETY		Other Revenues, Revenue Sharing Tax Effort	28,628.86	Total Taxes Levied - ABSTRACT	5,106,157.94
Fire Protection	68,195.15	Total	5,624,285.10	Total Taxes Billed	5,114,319.48
Police Protection	350,083.13	Prior Years Surplus Appropriated	263,000.00	1972 TAXES COLLECTED	4,933,562.58
Civil Defense & Disaster Control	306.39	REVENUES TOTAL	5,887,285.10	1972 Taxes Cancelled, Abated or Adjusted	21,993.51
Environmental Inspection & Control	9,021.46	CAPITAL OUTLAY TOTAL	59,812.52	Transfer to Tax Title Liens or Foreclosed	770.00
Other Public Safety				Balance Outstanding Dec. 31, 1972	157,993.39
PUBLIC WORKS				PRIOR YEARS TAXES OUTSTANDING	
Streets and Drainage	128,005.97	Public Enterprises		Balance January 1, 1972	110,704.82
Sewers and Sewage Processing		Recreation—Culture		Collected in 1972	101,436.10
Garbage and Trash Disposal	76,257.81	Public Works	57,954.32	Cancelled, Abated or Adjusted 1972	1,667.42
Public Buildings and Grounds	85,514.23	Buildings and Grounds	1,858.20	Transfers to Tax Title Liens or Foreclosed	7,401.30
Other Public Works		Library and Education		Balance December 31, 1972	
HEALTH and WELFARE		Conservation		TAX TITLE LIENS OUTSTANDING	
Health Services Except Environmental	16,831.23	All Other		Balance January 1, 1972	5,780.49
Welfare-Public Assistance	1,637.82			Transfers From Taxes	5,041.15
Hospitals, Clinics, First Aid		CAPITAL DEBT AUTHORIZED, DECEMBER 31, 1972		Redeemed in 1972	5,764.70
Animal, Insect, & Rodent Control		ISSUED AND UNISSUED		Cancelled, Abated or Adjusted (1972)	4,022.23
Other Welfare Services		School	4,231,000	Transfers to Foreclosed Property	
RECREATION and CONSERVATION		Self-liquidating	807,000	Balance December 31, 1972	5,034.71
Beaches and Boardwalks		Other	118,200	PROPERTY ACQUIRED BY DEED OR FORECLOSURE	
Parks, Playgrounds, Shade Trees	32,524.97	Total	5,156,200	Balance January 1, 1972	13,800.00
Land Reclamation & Conservation	4,563.34			Transfers From Taxes or Liens	
Other Recreational Services	16,247.03	ISSUED AND OUTSTANDING		Sale for Cash (1972)	
EDUCATION (excluding schools)		School	4,231,000.00	Cancelled, Abated or Adjusted (1972)	
Libraries	110,134.38	Self-liquidating	807,000.00	Balance December 31, 1972	13,800.00
Other Educational Services		Other	118,200.00		
STATUTORY EXPENDITURES		Total	5,156,200.00	CURRENT FINANCES DECEMBER 31, 1972	
Pensions & F. I. C. A.	84,642.25	EQUALIZED VALUATION BASIS		ASSETS	
Employee Fringe Benefits	34,003.23	FOR NET DEBT COMPUTATION	126,741,256.33	Cash Dec. 31, 1972	1,470,619.42
Other Statutory Expenditures		REAL PROPERTY VALUATIONS		Taxes Receivable	157,993.39
MUNICIPAL FUNCTIONS		Code Class # of Parcels % VAL'N		Tax Title Liens	9,034.71
CAPITAL IMPROVEMENTS		1 Vacant Land 137 .95	1,347,500.00	Foreclosed Property	13,800.00
DEBT SERVICE		2 Residential 3790 85.26	120,959,250.00	Emergencies & Other Deferred Charges	24,346.08
Principal Payments		3 Farm		State Aid Receivable	21,567.68
Interest Payments		4a Commercial 234 13.27	18,825,400.00	Other Receivables	31,213.90
DEFERRED CHARGES		4b Industrial		Total	1,728,575.18
SCHOOL, COUNTY, SPECIAL DISTRICT TAXES		4c Apartments 5 .53	746,300.00	LIABILITIES, RESERVES, AND SURPLUS	
RESERVE FOR UNCOLLECTED TAXES		4166 Total	141,878,450.00	Cash Liabilities	1,097,119.90
EMERGENCY EMPLOYMENT ACT OF 1971		Land Area 2.78 Sq. Miles		Reserves for Receivables	212,042.00
EXPENDITURES		Net Valuation Taxable-Municipal	146,762,083.00	Surplus Dec. 31,	419,413.28
		Net Valuation Taxable-County	135,747,616.00	Total	1,728,575.18
		State Equalization Ratio	102.26		

0316

Population 1970 2,990
 Population 1972 3,020
 S & P Rating
 Moody Rating

General Tax Rate Per \$100. 5.23
 State Equalized Tax Rate 3.60

HAINESPORT TOWNSHIP — BURLINGTON CO.

Form of Government:

Township Committee

Number of Members on Governing Body 3

PER CAPITA:

Gross Debt 214.47
 Net Debt 13.08
 Debt Service 1.84
 Total Tax Levy 279.45
 Municipal Expenditures 112.44

PER CENT:

Gross Debt 3.43
 Net Debt .21
 Tax Levy Collected 88.67
 Tax Levy Cancelled, Abated or Adjusted .70

EXPENDITURES		REVENUES-REALIZED		1972 PROPERTY TAX	
GENERAL GOVERNMENT				STATE EQUALIZED TAX RATE 3.60	
Governing Body & Public Boards		1972 Property Taxes Collected 760,324.13		Local District School Taxes 1.60	377,392.22
Municipal Clerk	5,360.00	1972 Payments in Lieu of Taxes 125,893.49		Regional & Consolidated School Tax 1.18	278,800.77
Financial Administration	5,000.00	Delinquent Tax & Lien Collections 31,600.17		School Taxes in Municipal Budget .59	140,532.01
Assessment of Taxes	5,100.00	Business Personalty Replacement Taxes 52,518.07		County Library Taxes .02	5,685.62
Collection of Taxes	1,400.00	Taxes from Public Utilities Other Miscellaneous Tax Revenues 15,406.96		Local Municipal Purpose Taxes .08	20,000.00
Planning, Housing & Development	1,300.00	State Aid Revenues Federal Aid Revenues 1,037,635.98		Veteran & Senior Citizen Taxes .13	30,270.00
Human Resources	31,700.00	State and Local Fiscal Assistance Act Utilized Sale of Acquired Property 7,605.01		Total Taxes for Rate Computation 3.60	652,680.62
Elections		Other Miscellaneous Revenues 18,471.35		Special District Taxes	
General Administration (other)		Other Revenues, Revenue Sharing Tax Effort 1,037,635.98		Bank Stock Taxes	
JUDICIARY	3,160.00	Prior Years Surplus Appropriated 124,500.00		Added and Omitted Taxes 21,541.07	
Municipal Courts		REVENUES TOTAL 1,162,135.98		Total Taxes Levied - ABSTRACT 843,951.69	
PUBLIC SAFETY	18,100.00	CAPITAL OUTLAY TOTAL 29,510.00		Total Taxes Billed 657,487.70	
Fire Protection	18,630.00	Public Enterprises Recreation—Culture 29,510.00		1972 TAXES COLLECTED 760,324.13	
Police Protection	1,060.00	Public Works		1972 Taxes Cancelled, Abated or Adjusted 5,963.17	
Civil Defense & Disaster Control	1,750.00	Buildings and Grounds		Transfer to Tax Title Liens or Foreclosed 316.11	
Environmental Inspection & Control		Library and Education		Balance Outstanding Dec. 31, 1972 50,884.29	
Other Public Safety		Conservation		PRIOR YEARS TAXES OUTSTANDING	
PUBLIC WORKS	39,705.00	All Other		Balance January 1, 1972 111,123.11	
Streets and Drainage	1,180.00	CAPITAL DEBT AUTHORIZED, DECEMBER 31, 1972		Collected in 1972 110,865.11	
Sewers and Sewage Processing	18,284.00	ISSUED AND UNISSUED GROSS DEBT NET DEBT		Cancelled, Abated or Adjusted 1972 27.52	
Garbage and Trash Disposal	5,480.00	School 608,194		Transfers to Tax Title Liens or Foreclosed 44.70	
Public Buildings and Grounds		Self-liquidating 39,500		Balance December 31, 1972 185.78	
Other Public Works		Other 647,694		TAX TITLE LIENS OUTSTANDING	
HEALTH and WELFARE	1,100.00	Total 647,694		Balance January 1, 1972 15,861.51	
Health Services Except Environmental	1,260.00	ISSUED AND OUTSTANDING		Transfers From Taxes 216.11	
Welfare-Public Assistance		School 608,194.73		Redeemed in 1972 14,983.68	
Hospitals, Clinics, First Aid		Self-Liquidating 39,500.00		Cancelled, Abated or Adjusted (1972)	
Animal, Insect, & Rodent Control		Other 647,694.73		Transfers to Foreclosed Property	
Other Welfare Services		Total 647,694.73		Balance December 31, 1972 1,193.94	
RECREATION and CONSERVATION		EQUALIZED VALUATION BASIS FOR NET DEBT COMPUTATION 18,887,487.33		PROPERTY ACQUIRED BY DEED OR FORECLOSURE	
Beaches and Boardwalks		REAL PROPERTY VALUATIONS		Balance January 1, 1972 30,363.00	
Parks, Playgrounds, Shade Trees		Code Class # of Parcels % VAL'N ASSESSED VALUATION		Transfers From Taxes or Liens	
Land Reclamation & Conservation		1 Vacant Land 364 6.36 1,019,225.00		Sale for Cash (1972) 7,605.01	
Other Recreational Services		2 Residential 894 65.48 10,495,500.00		Cancelled, Abated or Adjusted (1972)	
EDUCATION (excluding schools)		3 Farm 33 2.50 400,850.00		Transfers to Foreclosed Property	
Libraries		4a Commercial 57 10.53 1,687,250.00		Balance December 31, 1972 1,193.94	
Other Educational Services		4b Industrial 21 15.13 2,424,700.00		PROPERTY ACQUIRED BY DEED OR FORECLOSURE	
STATUTORY EXPENDITURES		4c Apartments 1369 Total 16,027,525.00		Balance January 1, 1972 30,363.00	
Pensions & F. I. C. A. 3,900.00		Land Area 6.58 Sq. Miles		Transfers From Taxes or Liens	
Employee Fringe Benefits		Net Valuation Taxable-Municipal 16,311,464.00		Sale for Cash (1972) 7,605.01	
Other Statutory Expenditures		Net Valuation Taxable-County 22,474,783.00		Cancelled, Abated or Adjusted (1972)	
MUNICIPAL FUNCTIONS TOTAL 163,469.00		State Equalization Ratio 69.00		Balance December 31, 1972 9,061.00	
CAPITAL IMPROVEMENTS *MEMO* 10,000.00				CURRENT FINANCES DECEMBER 31, 1972	
DEBT SERVICE				ASSETS	
Principal Payments 5,000.00				Cash Dec. 31, 1972 340,473.20	
Interest Payments 550.00				Taxes Receivable 91,070.07	
DEFERRED CHARGES 316.67				Tax Title Liens 1,193.94	
SCHOOL, COUNTY, SPECIAL DISTRICT TAXES 802,410.62				Foreclosed Property 5,061.00	
RESERVE FOR UNCOLLECTED TAXES 159,280.83				Emergencies & Other Deferred Charges 19,083.13	
EMERGENCY EMPLOYMENT ACT OF 1971 10,566.63				State Aid Receivable 11,362.25	
EXPENDITURES TOTAL 1,141,993.75				Other Receivables 5,019.45	
				Total 477,263.04	
				LIABILITIES, RESERVES, AND SURPLUS	
				Cash Liabilities 67,451.60	
				Reserves for Receivables 106,344.46	
				Surplus Dec. 31, 203,466.98	
				Total 477,263.04	

1603

Population 1970 **6,767**
 Population 1972 **6,780**
 S & P Rating
 Moody Rating

General Tax Rate Per \$100. **3.52**
 State Equalized Tax Rate **2.67**

HALEDON BOROUGH — PASSAIC COUNTY
 Form of Government:
 Borough Council
 Number of Members on Governing Body 6

PER CAPITA:
 Gross Debt **340.74**
 Net Debt **44.80**
 Debt Service **4.60**
 Total Tax Levy **245.77**
 Municipal Expenditures **94.17**

PER CENT:
 Gross Debt **4.13**
 Net Debt **.54**
 Tax Levy Collected **98.60**
 Tax Levy Cancelled, Abated or Adjusted **.51**

EXPENDITURES		REVENUES-REALIZED		1972 PROPERTY TAX	
GENERAL GOVERNMENT				STATE EQUALIZED TAX RATE	
Governing Body & Public Boards		1972 Property Taxes Collected	1,645,370.65	Local District School Taxes .94	556,732.07
Municipal Clerk		1972 Payments in Lieu of Taxes		Regional & Consolidated School Tax .65	441,020.27
Financial Administration	7,275.00	Delinquent Tax & Lien Collections	7,936.84	School Taxes in Municipal Budget	
Assessment of Taxes	5,475.00	Business Personalty Replacement Taxes	49,850.81	County Taxes	.61
Collection of Taxes	11,525.00	Taxes from Public Utilities	135,689.53	County Library Taxes	
Planning, Housing & Development	3,235.00	Other Miscellaneous Tax Revenues		Local Municipal Purpose Taxes	.37
Human Resources		State Aid Revenues	26,748.47	Veteran & Senior Citizen Taxes	.06
Elections		Federal Aid Revenues	47,414.40	Total Taxes for Rate Computation	2.67
General Administration (other)	50,870.00	State and Local Fiscal Assistance Act Utilized		Special District Taxes	
JUDICIARY		Sale of Acquired Property		Bank Stock Taxes	3,859.89
Municipal Courts	4,451.00	Other Miscellaneous Revenues	116,201.18	Added and Omitted Taxes	2,869.68
PUBLIC SAFETY		Other Revenues, Revenue Sharing Tax Effort	14,667.67	Total Taxes Levied - ABSTRACT	1,666,254.57
Fire Protection	36,425.00	Total	2,043,875.55	Total Taxes Billed	1,668,787.82
Police Protection	169,420.00	Prior Years Surplus Appropriated	30,000.00	1972 TAXES COLLECTED	1,645,370.65
Civil Defense & Disaster Control	200.00	REVENUES TOTAL	2,073,875.55	1972 Taxes Cancelled, Abated or Adjusted	8,565.58
Environmental Inspection & Control	1,500.00	CAPITAL OUTLAY TOTAL	34,886.62	Transfer to Tax Title Liens or Foreclosed	531.52
Other Public Safety		Public Enterprises		Balance Outstanding Dec. 31, 1972	14,315.67
PUBLIC WORKS		Recreation—Culture		PRIOR YEARS TAXES OUTSTANDING	
Streets and Drainage	46,345.00	Public Works	33,077.59	Balance January 1, 1972	8,897.92
Sewers and Sewage Processing	41,688.99	Buildings and Grounds	1,809.03	Collected in 1972	7,936.84
Garbage and Trash Disposal	56,350.00	Library and Education		Cancelled, Abated or Adjusted 1972	
Public Buildings and Grounds	11,900.00	Conservation		Transfers to Tax Title Liens or Foreclosed	430.05
Other Public Works		All Other		Balance December 31, 1972	531.03
HEALTH and WELFARE		CAPITAL DEBT AUTHORIZED, DECEMBER 31, 1972		TAX TITLE LIENS OUTSTANDING	
Health Services Except Environmental	8,874.00	ISSUED AND UNISSUED GROSS DEBT NET DEBT		Balance January 1, 1972	180.28
Welfare-Public Assistance	1,795.00	School 1,722,064		Transfers From Taxes	1,033.48
Hospitals, Clinics, First Aid	750.00	Self-liquidating 284,412		Redeemed in 1972	
Animal, Insect, & Rodent Control		Other 303,771	303,771	Cancelled, Abated or Adjusted (1972)	
Other Welfare Services		Total 2,310,248	303,771	Transfers to Foreclosed Property	
RECREATION and CONSERVATION		ISSUED AND OUTSTANDING		Balance December 31, 1972	1,213.76
Beaches and Boardwalks		School 1,672,673.56		PROPERTY ACQUIRED BY DEED OR FORECLOSURE	
Parks, Playgrounds, Shade Trees		Self-Liquidating 284,412.50		Balance January 1, 1972	10,425.00
Land Reclamation & Conservation	29,215.00	Other 234,575.00		Transfers From Taxes or Liens	
Other Recreational Services	10,900.00	Total 2,191,661.46		Sale for Cash (1972)	
EDUCATION (excluding schools)		EQUALIZED VALUATION BASIS FOR NET DEBT COMPUTATION	55,518,924.33	Cancelled, Abated or Adjusted (1972)	
Libraries	14,500.00	REAL PROPERTY VALUATIONS		Balance December 31, 1972	10,425.00
Other Educational Services		Code Class # of Parcels % VAL'N		CURRENT FINANCES DECEMBER 31, 1972	
STATUTORY EXPENDITURES		1 Vacant Land 109 1.53		ASSETS	
Pensions & F. I. C. A.	25,160.00	2 Residential 1431 71.51		Cash Dec. 31, 1972	123,464.52
Employee Fringe Benefits	15,025.00	3 Farm		Taxes Receivable	14,850.70
Other Statutory Expenditures		4a Commercial 131 11.83		Tax Title Liens	1,213.76
MUNICIPAL FUNCTIONS		4b Industrial 27 10.82		Foreclosed Property	10,425.00
CAPITAL IMPROVEMENTS	*MEMO*	4c Apartments 9 4.31		Emergencies & Other Deferred Charges	2,100.00
DEBT SERVICE		1707 Total 47,534,700.00		State Aid Receivable	60,330.62
Principal Payments	22,600.00	Land Area 1.30 Sq. Miles		Other Receivables	11,728.55
Interest Payments	8,575.73	Net Valuation Taxable-Municipal	48,340,814.00	Total	234,113.55
DEFERRED CHARGES	7,191.86	Net Valuation Taxable-County	57,364,809.00	LIABILITIES, RESERVES, AND SURPLUS	
SCHOOL, COUNTY, SPECIAL DISTRICT TAXES	1,425,035.41	State Equalization Ratio	76.04	Cash Liabilities	148,621.36
RESERVE FOR UNCOLLECTED TAXES	25,757.87			Reserves for Receivables	38,218.41
EMERGENCY EMPLOYMENT ACT OF 1971	21,445.00			Surplus Dec. 31,	47,274.18
EXPENDITURES	TOTAL			Total	234,113.55

1909

Population 1970 1,820
 Population 1972 1,865
 S & P Rating
 Moody Rating

General Tax Rate Per \$100.
 3.31
 State Equalized Tax Rate
 3.64

HAMBURG BOROUGH — SUSSEX COUNTY

Form of Government:

Borough Council

Number of Members on Governing Body 6

PER CAPITA:

Gross Debt 306.17
 Net Debt 31.80
 Debt Service
 Total Tax Levy 318.99
 Municipal Expenditures 112.04

PER CENT:

Gross Debt 4.29
 Net Debt .45
 Tax Levy Collected 75.60
 Tax Levy Cancelled, Abated
 or Adjusted 2.14

EXPENDITURES		REVENUES-REALIZED		1972 PROPERTY TAX	
GENERAL GOVERNMENT				STATE EQUALIZED TAX RATE 2.31	
Governing Body & Public Boards		1972 Property Taxes Collected 449,756.29		Local District School Taxes 375,647.50	
Municipal Clerk		1972 Payments in Lieu of Taxes 31,503.53		Regional & Consolidated School Tax	
Financial Administration	1,530.00	Delinquent Tax & Lien Collections 22,871.41		School Taxes in Municipal Budget	
Assessment of Taxes	4,122.00	Business Personalty Replacement Taxes 23,247.02		County Taxes .74	
Collection of Taxes	2,500.00	Other Miscellaneous Tax Revenues 37,687.25		County Library Taxes .03	
Planning, Housing & Development	573.00	State Aid Revenues		Local Municipal Purpose Taxes .51	
Human Resources		Federal Aid Revenues		Veteran & Senior Citizen Taxes .06	
Elections	680.00	State and Local Fiscal Assistance Act Utilized		Total Taxes for Rate Computation 3.65	
General Administration (other)	13,200.00	Sale of Acquired Property		Special District Taxes	
JUDICIARY		Other Miscellaneous Revenues 28,771.80		Bank Stock Taxes 4,551.11	
Municipal Courts	2,500.00	Other Revenues, Revenue Sharing Tax Effort 9,084.80		Added and Omitted Taxes 6,305.14	
PUBLIC SAFETY		Total 602,922.50		Total Taxes Levied - ABSTRACT 594,914.16	
Fire Protection	7,715.00	Prior Years Surplus Appropriated		Total Taxes Billed 594,914.06	
Police Protection	8,431.00	REVENUES TOTAL 602,922.50		1972 TAXES COLLECTED 449,756.29	
Civil Defense & Disaster Control		CAPITAL OUTLAY TOTAL		1972 Taxes Cancelled, Abated or Adjusted 12,758.90	
Environmental Inspection & Control	1,055.00			Transfer to Tax Title Liens or Foreclosed 9,294.74	
Other Public Safety				Balance Outstanding Dec. 31, 1972 123,104.13	
PUBLIC WORKS				PRIOR YEARS TAXES OUTSTANDING	
Streets and Drainage	27,782.00	Public Enterprises		Balance January 1, 1972 26,422.05	
Sewers and Sewage Processing	19,000.00	Recreation—Culture		Collected in 1972 29,765.44	
Gorbage and Trash Disposal	13,445.00	Public Works		Cancelled, Abated or Adjusted 1972	
Public Buildings and Grounds	4,000.00	Buildings and Grounds		Transfers to Tax Title Liens or Foreclosed	
Other Public Works		Library and Education		Balance December 31, 1972 6,656.61	
HEALTH and WELFARE		Conservation		TAX TITLE LIENS OUTSTANDING	
Health Services Except Environmental	1,675.00	All Other		Balance January 1, 1972 14,213.28	
Welfare-Public Assistance	2,375.00	CAPITAL DEBT AUTHORIZED, DECEMBER 31, 1972		Transfers From Taxes 9,254.74	
Hospitals, Clinics, First Aid		ISSUED AND UNISSUED GROSS DEBT NET DEBT		Redeemed in 1972 1,738.49	
Animal, Insect, & Rodent Control		School 459,000		Cancelled, Abated or Adjusted (1972)	
Other Welfare Services		Self-liquidating 112,000		Transfers to Foreclosed Property	
RECREATION and CONSERVATION		Other 571,000		Balance December 31, 1972 21,769.53	
Beaches and Boardwalks	600.00	Total 571,000		PROPERTY ACQUIRED BY DEED OR	
Parks, Playgrounds, Shade Trees		ISSUED AND OUTSTANDING		FORECLOSURE	
Land Reclamation & Conservation	1,000.00	School 459,000.00		Balance January 1, 1972	
Other Recreational Services		Self-Liquidating		Transfers From Taxes or Liens	
EDUCATION (excluding schools)		Other 459,000.00		Sale for Cash (1972)	
Libraries		Total 459,000.00		Cancelled, Abated or Adjusted (1972)	
Other Educational Services		EQUALIZED VALUATION BASIS		Balance December 31, 1972	
STATUTORY EXPENDITURES		FOR NET DEBT COMPUTATION 13,323,366.00		CURRENT FINANCES DECEMBER 31, 1972	
Pensions & F. I. C. A.	1,100.00	REAL PROPERTY VALUATIONS		ASSETS	
Employee Fringe Benefits		Code Class # of Parcels % VAL'N ASSESSED VALUATION		Cash Dec. 31, 1972 67,013.69	
Other Statutory Expenditures		1 Vacant Land 118 4.63 858,250.00		Taxes Receivable 129,760.74	
MUNICIPAL FUNCTIONS TOTAL 114,083.00		2 Residential 459 58.14 10,332,000.00		Tax Title Liens 21,769.53	
CAPITAL IMPROVEMENTS *MEMO* 10,500.00		3 Farm 4 1.84 326,900.00		Foreclosed Property	
DEBT SERVICE		4a Commercial 38 10.09 1,793,100.00		Emergencies & Other Deferred Charges 56,400.96	
Principal Payments		4b Industrial 9 24.80 4,407,400.00		State Aid Receivable 8,406.50	
Interest Payments		4c Apartments 1 .30 53,100.00		Other Receivables 1,242.29	
DEFERRED CHARGES 1,160.00		Total 17,770,750.00		Total 284,593.71	
SCHOOL, COUNTY, SPECIAL DISTRICT TAXES 501,084.24		Land Area 1.20 Sq. Miles		LIABILITIES, RESERVES, AND SURPLUS	
RESERVE FOR UNCOLLECTED TAXES 93,713.44		Net Valuation Taxable-Municipal 17,890,763.00		Cash Liabilities 60,206.23	
EMERGENCY EMPLOYMENT ACT OF 1971		Net Valuation Taxable-County 13,088,226.00		Reserves for Receivables 152,772.56	
EXPENDITURES TOTAL 710,040.68		State Equalization Ratio 110.15		Surplus Dec. 31, 71,614.92	
				Total 284,593.71	

0112

Population 1970 6,445
 Population 1972 6,865
 S & P Rating
 Moody Rating

General Tax Rate Per \$100. 4.57
 State Equalized Tax Rate 2.54

HAMILTON TOWNSHIP — ATLANTIC COUNTY

Form of Government:

Township Committee

Number of Members on Governing Body 5

PER CAPITA:

Gross Debt 186.00
 Net Debt 47.05
 Debt Service 3.93
 Total Tax Levy 363.24
 Municipal Expenditures 178.51

PER CENT:

Gross Debt 1.78
 Net Debt .45
 Tax Levy Collected 89.90
 Tax Levy Cancelled, Abated
 or Adjusted

EXPENDITURES		REVENUES-REALIZED		1972 PROPERTY TAX	
GENERAL GOVERNMENT		1972 Property Taxes Collected		STATE EQUALIZED TAX RATE	
Governing Body & Public Boards			2,271,937.13	Local District School Taxes	.98
Municipal Clerk	7,600.00	1972 Payments in Lieu of Taxes		Regional & Consolidated School Tax	.61
Financial Administration	22,000.00	Delinquent Tax & Lien Collections	228,221.25	School Taxes in Municipal Budget	
Assessment of Taxes	26,250.00	Business Personalty Replacement Taxes	85,701.88	County Taxes	.56
Collection of Taxes	14,550.00	Taxes from Public Utilities	248,367.96	County Library Taxes	.01
Planning, Housing & Development		Other Miscellaneous Tax Revenues		Local Municipal Purpose Taxes	.31
Human Resources		State Aid Revenues	33,561.34	Veteran & Senior Citizen Taxes	.06
Elections		Federal Aid Revenues	65,593.71	Total Taxes for Rate Computation	2.53
General Administration (other)	100,500.00	State and Local Fiscal Assistance Act Utilized		Special District Taxes	
JUDICIARY		Sale of Acquired Property	1,350.00	Bank Stock Taxes	2,676.70
Municipal Courts	24,500.00	Other Miscellaneous Revenues	95,670.97	Added and Omitted Taxes	26,306.45
PUBLIC SAFETY		Other Revenues, Revenue Sharing Tax Effort	45,738.75	Total Taxes Levied - ABSTRACT	2,493,652.62
Fire Protection	37,600.00	Total	3,076,142.99	Total Taxes Billed	2,527,252.62
Police Protection	100,700.00	Prior Years Surplus Appropriated	200,000.00	1972 TAXES COLLECTED	2,271,937.13
Civil Defense & Disaster Control	700.00	REVENUES TOTAL	3,276,142.99	1972 Taxes Cancelled, Abated or Adjusted	
Environmental Inspection & Control		CAPITAL OUTLAY TOTAL	173.44	Transfer to Tax Title Liens or Foreclosed	41,000.11
Other Public Safety				Balance Outstanding Dec. 31, 1972	214,215.38
PUBLIC WORKS				PRIOR YEARS TAXES OUTSTANDING	
Streets and Drainage	220,134.91	Public Enterprises		Balance January 1, 1972	177,202.05
Sewers and Sewage Processing		Recreation—Culture		Collected in 1972	155,842.53
Garbage and Trash Disposal	59,500.00	Public Works	173.44	Cancelled, Abated or Adjusted 1972	
Public Buildings and Grounds	25,200.00	Buildings and Grounds		Transfers to Tax Title Liens or Foreclosed	9,348.35
Other Public Works	25,000.00	Library and Education		Balance December 31, 1972	12,011.17
HEALTH and WELFARE		Conservation		TAX TITLE LIENS OUTSTANDING	
Health Services Except Environmental	11,000.00	All Other		Balance January 1, 1972	327,248.82
Welfare-Public Assistance	4,800.00	CAPITAL DEBT AUTHORIZED, DECEMBER 31, 1972		Transfers From Taxes	50,348.46
Hospitals, Clinics, First Aid	3,000.00	ISSUED AND UNISSUED GROSS DEBT NET DEBT		Redeemed in 1972	72,378.72
Animal, Insect, & Rodent Control	5,200.00	School 953,881		Cancelled, Abated or Adjusted (1972)	
Other Welfare Services		Self-liquidating 323,000	323,000	Transfers to Foreclosed Property	17,572.74
RECREATION and CONSERVATION		Other 1,276,881	323,000	Balance December 31, 1972	287,645.82
Beaches and Boardwalks		ISSUED AND OUTSTANDING		PROPERTY ACQUIRED BY DEED OR	
Parks, Playgrounds, Shade Trees	24,500.00	School 953,881.88		FORECLOSURE	
Land Reclamation & Conservation		Self-Liquidating 315,000.00		Balance January 1, 1972	155,975.00
Other Recreational Services	1,000.00	Other 1,268,881.88		Transfers From Taxes or Liens	17,572.74
EDUCATION (excluding schools)		Total 1,268,881.88		Sale for Cash (1972)	1,350.00
Libraries	1,800.00	EQUALIZED VALUATION BASIS		Cancelled, Abated or Adjusted (1972)	
Other Educational Services		FOR NET DEBT COMPUTATION	71,678,615.00	Balance December 31, 1972	172,197.74
STATUTORY EXPENDITURES		REAL PROPERTY VALUATIONS		CURRENT FINANCES DECEMBER 31, 1972	
Pensions & F. I. C. A.	34,800.00	Code Class # of Parcels % VAL'N ASSESSED VALUATION		ASSETS	
Employee Fringe Benefits	13,500.00	1 Vacant Land 6593 16.68 8,930,500.00		Cash Dec. 31, 1972	1,258,405.17
Other Statutory Expenditures		2 Residential 2380 42.38 22,692,250.00		Taxes Receivable	226,326.55
MUNICIPAL FUNCTIONS TOTAL	764,234.91	3 Farm 145 3.94 2,114,200.00		Tax Title Liens	287,645.82
CAPITAL IMPROVEMENTS *MEMO*	76,634.91	4a Commercial 201 29.26 15,668,100.00		Foreclosed Property	172,197.74
DEBT SERVICE		4b Industrial 9 7.20 3,856,900.00		Emergencies & Other Deferred Charges	
Principal Payments	5,000.00	4c Apartments 6 .53 285,100.00		State Aid Receivable	40,690.77
Interest Payments	22,000.00	9338 Total 53,547,050.00		Other Receivables	577.73
DEFERRED CHARGES	7,000.00	Land Area 113.40 Sq. Miles		Total	2,025,843.78
SCHOOL, COUNTY, SPECIAL DISTRICT TAXES	2,154,432.17	Net Valuation Taxable-Municipal	55,310,496.00	LIABILITIES, RESERVES, AND SURPLUS	
RESERVE FOR UNCOLLECTED TAXES	310,678.56	Net Valuation Taxable-County	66,073,699.00	Cash Liabilities	986,235.46
EMERGENCY EMPLOYMENT ACT OF 1971	116,571.00	State Equalization Ratio	55.67	Reserves for Receivables	686,747.84
EXPENDITURES TOTAL	3,379,516.64			Surplus Dec. 31,	252,860.48
				Total	2,025,843.78

1103

Population 1970 79,609
 Population 1972 81,795
 S & P Rating A
 Moody Rating A-1

General Tax Rate Per \$100. 4.99
 State Equalized Tax Rate 3.14

HAMILTON TOWNSHIP — MERCER COUNTY

Form of Government:
 Township Committee
 Number of Members on Governing Body 5

PER CAPITA:
 Gross Debt 290.28
 Net Debt 93.15
 Debt Service 7.13
 Total Tax Levy 232.67
 Municipal Expenditures 108.67

PER CENT:
 Gross Debt 4.66
 Net Debt 1.50
 Tax Levy Collected 94.18
 Tax Levy Cancelled, Abated or Adjusted 4.40

EXPENDITURES		REVENUES-REALIZED		1972 PROPERTY TAX	
GENERAL GOVERNMENT		1972 Property Taxes Collected		STATE EQUALIZED TAX RATE	12,063,070.80
Governing Body & Public Boards			17,958,849.23	Local District School Taxes 2.03	
Municipal Clerk		1972 Payments in Lieu of Taxes		Regional & Consolidated School Tax	
Financial Administration	87,662.77	Delinquent Tax & Lien Collections	722,293.92	School Taxes in Municipal Budget	
Assessment of Taxes	68,852.68	Business Personalty Replacement Taxes	686,195.65	County Taxes .88	5,254,082.37
Collection of Taxes	144,534.79	Taxes from Public Utilities	3,580,673.67	County Library Taxes	
Planning, Housing & Development	69,101.66	Other Miscellaneous Tax Revenues		Local Municipal Purpose Taxes .14	823,068.02
Human Resources	750.00	State Aid Revenues	443,399.85	Veteran & Senior Citizen Taxes .09	548,840.00
Elections	8,126.17	Federal Aid Revenues	121,361.90	Total Taxes for Rate Computation 3.14	18,689,061.15
General Administration (other)	778,007.84	State and Local Fiscal Assistance Act Utilized		Special District Taxes	516,902.80
JUDICIARY		Sale of Acquired Property	144,905.00	Bank Stock Taxes	20,648.18
Municipal Courts	46,992.71	Other Miscellaneous Revenues	669,824.98	Added and Omitted Taxes	353,520.15
PUBLIC SAFETY		Other Revenues, Revenue Sharing Tax Effort	205,344.43	Total Taxes Levied - ABSTRACT	19,031,292.32
Fire Protection	1,728,630.68	Total	24,532,848.63	Total Taxes Billed	19,069,322.23
Police Protection	5,576.99	Prior Years Surplus Appropriated	1,582,350.00	1972 TAXES COLLECTED	17,558,849.23
Civil Defense & Disaster Control	85,755.65	REVENUES TOTAL	26,515,198.63	1972 Taxes Cancelled, Abated or Adjusted	75,758.70
Environmental Inspection & Control		CAPITAL OUTLAY TOTAL	1,328,643.12	Transfer to Tax Title Liens or Foreclosed	16,398.21
Other Public Safety				Balance Outstanding Dec. 31, 1972	1,018,316.05
PUBLIC WORKS				PRIOR YEARS TAXES OUTSTANDING	
Streets and Drainage	1,419,684.60	Public Enterprises		Balance January 1, 1972	777,515.14
Sewers and Sewage Processing		Recreation—Culture	35,081.30	Collected in 1972	693,775.52
Garbage and Trash Disposal	635,753.16	Public Works	719,609.78	Cancelled, Abated or Adjusted 1972	2,806.56
Public Buildings and Grounds	116,300.20	Buildings and Grounds	541,750.79	Transfers to Tax Title Liens or Foreclosed	3,609.42
Other Public Works		Library and Education	32,201.25	Balance December 31, 1972	77,323.64
HEALTH and WELFARE		Conservation		TAX TITLE LIENS OUTSTANDING	
Health Services Except Environmental	316,093.35	All Other		Balance January 1, 1972	69,563.81
Welfare-Public Assistance	46,366.15			Transfers From Taxes	20,492.73
Hospitals, Clinics, First Aid				Redeemed in 1972	28,518.40
Animal, Insect, & Rodent Control	49,968.22			Cancelled, Abated or Adjusted (1972)	
Other Welfare Services				Transfers to Foreclosed Property	
RECREATION and CONSERVATION				Balance December 31, 1972	61,538.14
Beaches and Boardwalks				PROPERTY ACQUIRED BY DEED OR	
Parks, Playgrounds, Shade Trees	279,675.83			FORECLOSURE	
Land Reclamation & Conservation	1,750.00			Balance January 1, 1972	58,795.00
Other Recreational Services				Transfers From Taxes or Liens	
EDUCATION (excluding schools)				Sale for Cash (1972)	
Libraries	242,132.20			Cancelled, Abated or Adjusted (1972)	
Other Educational Services				Balance December 31, 1972	58,795.00
STATUTORY EXPENDITURES				CURRENT FINANCES DECEMBER 31, 1972	
Pensions & F. I. C. A.	440,081.00			ASSETS	
Employee Fringe Benefits	122,204.00			Cash Dec. 31, 1972	8,817,747.88
Other Statutory Expenditures				Taxes Receivable	1,095,639.73
MUNICIPAL FUNCTIONS TOTAL	6,654,400.65			Tax Title Liens	61,538.14
CAPITAL IMPROVEMENTS *MEMO*				Foreclosed Property	58,795.00
DEBT SERVICE				Emergencies & Other Deferred Charges	
Principal Payments	435,000.00			State Aid Receivable	131,320.20
Interest Payments	148,239.50			Other Receivables	140,455.96
DEFERRED CHARGES	113,549.64			Total	10,305,496.61
SCHOOL, COUNTY, SPECIAL DISTRICT TAXES	17,834,055.97			LIABILITIES, RESERVES, AND SURPLUS	
RESERVE FOR UNCOLLECTED TAXES	1,403,009.13			Cash Liabilities	6,459,189.52
EMERGENCY EMPLOYMENT ACT OF 1971	54,409.99			Reserves for Receivables	1,356,428.83
EXPENDITURES TOTAL	26,722,664.88			Surplus Dec. 31.	2,489,878.56
				Total	10,305,496.61

0113

Population 1970 11,464
 Population 1972 12,100
 S & P Rating
 Moody Rating RAA

General Tax Rate Per \$100. 4.00
 State Equalized Tax Rate 3.66

HAMMONTON TOWN — ATLANTIC COUNTY

Form of Government:

Town Council

Number of Members on Governing Body 7

PER CAPITA:

Gross Debt 540.49
 Net Debt 183.12
 Debt Service 3.57
 Total Tax Levy 222.98
 Municipal Expenditures 96.97

PER CENT:

Gross Debt 9.94
 Net Debt 3.37
 Tax Levy Collected 54.39
 Tax Levy Cancelled, Abated or Adjusted .03

EXPENDITURES		REVENUES-REALIZED		1972 PROPERTY TAX	
GENERAL GOVERNMENT		1972 Property Taxes Collected		STATE EQUALIZED TAX RATE	
Governing Body & Public Boards		2,547,889.43		Local District School Taxes 2.36	
Municipal Clerk				Regional & Consolidated School Tax	
Financial Administration	12,000.00	1972 Payments in Lieu of Taxes		School Taxes in Municipal Budget	
Assessment of Taxes	13,700.00	Delinquent Tax & Lien Collections		County Taxes .81	
Collection of Taxes	12,785.00	Business Personalty Replacement Taxes		County Library Taxes .02	
Planning, Housing & Development	4,900.00	Taxes from Public Utilities		Local Municipal Purpose Taxes .39	
Human Resources		Other Miscellaneous Tax Revenues		Veteran & Senior Citizen Taxes .09	
Elections	1,650.00	State Aid Revenues		Total Taxes for Rate Computation 3.67	
General Administration (other)	92,350.00	Federal Aid Revenues		Special District Taxes	
JUDICIARY		State and Local Fiscal Assistance Act Utilized		Bank Stock Taxes	
Municipal Courts	17,600.00	Sale of Acquired Property		Added and Omitted Taxes	
PUBLIC SAFETY		Other Miscellaneous Revenues		Total Taxes Levied - ABSTRACT	
Fire Protection	24,875.00	Other Revenues, Revenue Sharing Tax Effort		Total Taxes Billed	
Police Protection	235,050.00	Total		1972 TAXES COLLECTED	
Civil Defense & Disaster Control		Prior Years Surplus Appropriated		1972 Taxes Cancelled, Abated or Adjusted	
Environmental Inspection & Control	2,500.00	REVENUES TOTAL		Transfer to Tax Title Liens or Foreclosed	
Other Public Safety		CAPITAL OUTLAY TOTAL		Balance Outstanding Dec. 31, 1972	
PUBLIC WORKS				PRIOR YEARS TAXES OUTSTANDING	
Streets and Drainage	190,109.45	Public Enterprises		Balance January 1, 1972	
Sewers and Sewage Processing		Recreation—Culture		Collected in 1972	
Garbage and Trash Disposal	8,800.00	Public Works		Cancelled, Abated or Adjusted 1972	
Public Buildings and Grounds	16,400.00	Buildings and Grounds		Transfers to Tax Title Liens or Foreclosed	
Other Public Works	2,500.00	Library and Education		Balance December 31, 1972	
HEALTH and WELFARE		Conservation		TAX TITLE LIENS OUTSTANDING	
Health Services Except Environmental	14,450.00	All Other		Balance January 1, 1972	
Welfare-Public Assistance	6,100.00	CAPITAL DEBT AUTHORIZED, DECEMBER 31, 1972		Transfers From Taxes	
Hospitals, Clinics, First Aid	8,000.00	ISSUED AND UNISSUED GROSS DEBT NET DEBT		Redeemed in 1972	
Animal, Insect, & Rodent Control	2,350.00	School 3,904,000 1,188,164		Cancelled, Abated or Adjusted (1972)	
Other Welfare Services		Self-liquidating 1,328,503 28,142		Transfers to Foreclosed Property	
RECREATION and CONSERVATION		Other 1,307,478 999,478		Balance December 31, 1972	
Beaches and Boardwalks	2,250.00	Total 6,539,981 2,215,785		PROPERTY ACQUIRED BY DEED OR FORECLOSURE	
Parks, Playgrounds, Shade Trees	12,750.00	ISSUED AND OUTSTANDING		Balance January 1, 1972	
Land Reclamation & Conservation		School 1,254,000.00		Transfers From Taxes or Liens	
Other Recreational Services	2,000.00	Self-Liquidating 1,235,500.00		Sale for Cash (1972)	
EDUCATION (excluding schools)		Other 1,147,000.00		Cancelled, Abated or Adjusted (1972)	
Libraries	13,675.00	Total 3,636,500.00		Balance December 31, 1972	
Other Educational Services		EQUALIZED VALUATION BASIS		CURRENT FINANCES DECEMBER 31, 1972	
STATUTORY EXPENDITURES		FOR NET DEBT COMPUTATION		ASSETS	
Pensions & F. I. C. A.	58,550.00	REAL PROPERTY VALUATIONS		Cash Dec. 31, 1972	
Employee Fringe Benefits	10,100.00	Code Class # of Parcels % VAL'N ASSESSED VALUATION		Taxes Receivable	
Other Statutory Expenditures		1 Vacant Land 997 4.43 2,895,950.00		Tax Title Liens	
MUNICIPAL FUNCTIONS TOTAL	765,444.45	2 Residential 2637 57.47 37,593,855.00		Foreclosed Property	
CAPITAL IMPROVEMENTS *MEMO*	40,000.00	3 Farm 796 9.01 5,895,525.00		Emergencies & Other Deferred Charges	
DEBT SERVICE		4a Commercial 362 18.80 12,297,695.00		State Aid Receivable	
Principal Payments	29,000.00	4b Industrial 55 7.05 4,609,945.00		Other Receivables	
Interest Payments	14,199.88	4c Apartments 11 3.24 2,116,300.00		Total	
DEFERRED CHARGES	13,000.00	4858 Total 65,409,270.00		LIABILITIES, RESERVES, AND SURPLUS	
SCHOOL, COUNTY, SPECIAL DISTRICT TAXES	2,369,043.32	Land Area 41.80 Sq. Miles		Cash Liabilities	
RESERVE FOR UNCOLLECTED TAXES	256,575.35	Net Valuation Taxable-Municipal		Reserves for Receivables	
EMERGENCY EMPLOYMENT ACT OF 1971	94,730.66	Net Valuation Taxable-County		Surplus Dec. 31,	
EXPENDITURES TOTAL	3,542,353.66	State Equalization Ratio		Total	

1013

Population 1970 1,386
 Population 1972 1,415
 S & P Rating
 Moody Rating

General Tax Rate Per \$100. 4.08
 State Equalized Tax Rate 4.37

HAMPTON BOROUGH — HUNTERDON COUNTY
Form of Government:
Borough Council
Number of Members on Governing Body 6

PER CAPITA:
 Gross Debt 261.26
 Net Debt 71.31
 Debt Service 213.29
 Total Tax Levy 78.96
 Municipal Expenditures

PER CENT:
 Gross Debt 6.19
 Net Debt 1.69
 Tax Levy Collected 88.21
 Tax Levy Cancelled, Abated or Adjusted .56

EXPENDITURES		REVENUES-REALIZED		1972 PROPERTY TAX	
GENERAL GOVERNMENT				STATE EQUALIZED TAX RATE 2.33	
Governing Body & Public Boards		1972 Property Taxes Collected	266,454.93	Local District School Taxes	164,220.00
Municipal Clerk		1972 Payments in Lieu of Taxes	3,515.65	Regional & Consolidated School Tax	62,692.25
Financial Administration	1,100.00	Delinquent Tax & Lien Collections	26,569.56	School Taxes in Municipal Budget	
Assessment of Taxes	1,400.00	Business Personalty Replacement Taxes	4,223.00	County Taxes	29,548.04
Collection of Taxes	2,475.00	Taxes from Public Utilities	11,133.37	County Library Taxes	1,438.37
Planning, Housing & Development	5,050.00	Other Miscellaneous Tax Revenues		Local Municipal Purpose Taxes	42,900.00
Human Resources		State Aid Revenues	5,730.22	Veteran & Senior Citizen Taxes	6,580.00
Elections		Federal Aid Revenues		Total Taxes for Rate Computation	307,378.66
General Administration (other)	12,210.00	State and Local Fiscal Assistance Act Utilized		Special District Taxes	
JUDICIARY		Sale of Acquired Property		Bank Stock Taxes	
Municipal Courts	1,700.00	Other Miscellaneous Revenues	10,267.42	Added and Omitted Taxes	1,007.10
PUBLIC SAFETY		Other Revenues, Revenue Sharing Tax Effort	9,118.14	Total Taxes Levied - ABSTRACT	301,805.76
Fire Protection	8,415.00	Total	337,012.29	Total Taxes Billed	302,075.72
Police Protection	12,500.00	Prior Years Surplus Appropriated	14,810.96	1972 TAXES COLLECTED	266,454.93
Civil Defense & Disaster Control		REVENUES TOTAL	351,823.25	1972 Taxes Cancelled, Abated or Adjusted	1,701.58
Environmental Inspection & Control	525.00			Transfer to Tax Title Liens or Foreclosed	
Other Public Safety		CAPITAL OUTLAY	TOTAL	Balance Outstanding Dec. 31, 1972	33,919.21
PUBLIC WORKS		Public Enterprises		PRIOR YEARS TAXES OUTSTANDING	
Streets and Drainage	17,900.00	Recreation—Culture		Balance January 1, 1972	33,066.26
Sewers and Sewage Processing	10,500.00	Public Works		Collected in 1972	26,569.56
Garbage and Trash Disposal	1,925.00	Buildings and Grounds		Cancelled, Abated or Adjusted 1972	
Public Buildings and Grounds		Library and Education		Transfers to Tax Title Liens or Foreclosed	
Other Public Works		Conservation		Balance December 31, 1972	6,496.70
HEALTH and WELFARE		All Other		TAX TITLE LIENS OUTSTANDING	
Health Services Except Environmental	800.00	CAPITAL DEBT AUTHORIZED, DECEMBER 31, 1972		Balance January 1, 1972	
Welfare-Public Assistance	125.00	ISSUED AND UNISSUED	GROSS DEBT	Transfers From Taxes	
Hospitals, Clinics, First Aid		School	369,679	Redeemed in 1972	
Animal, Insect, & Rodent Control		Self-liquidating		Cancelled, Abated or Adjusted (1972)	
Other Welfare Services		Other		Transfers to Foreclosed Property	
RECREATION and CONSERVATION		Total	369,679	Balance December 31, 1972	
Beaches and Boardwalks		ISSUED AND OUTSTANDING		PROPERTY ACQUIRED BY DEED OR FORECLOSURE	
Parks, Playgrounds, Shade Trees	1,075.00	School	347,560.76	Balance January 1, 1972	
Land Reclamation & Conservation		Self-Liquidating		Transfers From Taxes or Liens	
Other Recreational Services		Other		Sale for Cash (1972)	
EDUCATION (excluding schools)		Total	347,560.76	Cancelled, Abated or Adjusted (1972)	
Libraries		EQUALIZED VALUATION BASIS		Balance December 31, 1972	
Other Educational Services		FOR NET DEBT COMPUTATION	5,970,044.33	CURRENT FINANCES DECEMBER 31, 1972	
STATUTORY EXPENDITURES		REAL PROPERTY VALUATIONS		ASSETS	
Pensions & F. I. C. A.	2,261.00	Code Class # of Parcels % VAL'N	ASSESSED VALUATION	Cash Dec. 31, 1972	136,393.83
Employee Fringe Benefits	525.00	1 Vacant Land 75 4.68	341,930.00	Taxes Receivable	40,415.91
Other Statutory Expenditures		2 Residential 323 79.26	5,795,400.00	Tax Title Liens	
MUNICIPAL FUNCTIONS	80,486.00	3 Farm 10 4.57	334,480.00	Foreclosed Property	
CAPITAL IMPROVEMENTS	*MEMO*	4a Commercial 18 6.74	493,000.00	Emergencies & Other Deferred Charges	3,851.34
DEBT SERVICE		4b Industrial 1 2.07	151,000.00	State Aid Receivable	17,500.00
Principal Payments		4c Apartments 5 2.69	196,400.00	Other Receivables	2,647.63
Interest Payments		436 Total	7,312,210.00	Total	200,808.71
DEFERRED CHARGES	1,571.75	Land Area 1.40 Sq. Miles		LIABILITIES, RESERVES, AND SURPLUS	
SCHOOL, COUNTY, SPECIAL DISTRICT TAXES	257,898.66	Net Valuation Taxable-Municipal	7,541,420.00	Cash Liabilities	116,362.79
RESERVE FOR UNCOLLECTED TAXES	29,670.06	Net Valuation Taxable-County	6,310,515.00	Reserves for Receivables	42,063.54
EMERGENCY EMPLOYMENT ACT OF 1971		State Equalization Ratio	107.18	Surplus Dec. 31,	41,382.38
EXPENDITURES	TOTAL			Total	200,808.71

1910

Population 1970 2,051
 Population 1972 2,235
 S & P Rating
 Moody Rating

General Tax Rate Per \$100. 2.80
 State Equalized Tax Rate 2.71

HAMPTON TOWNSHIP — SUSSEX COUNTY
 Form of Government:
 Township Committee
 Number of Members on Governing Body 5

PER CAPITA:
 Gross Debt 692.74
 Net Debt 216.52
 Debt Service 511.43
 Total Tax Levy 168.67
 Municipal Expenditures

PER CENT:
 Gross Debt 4.55
 Net Debt 1.42
 Tax Levy Collected 76.15
 Tax Levy Cancelled, Abated or Adjusted 2.22

EXPENDITURES		REVENUES-REALIZED		1972 PROPERTY TAX	
GENERAL GOVERNMENT				STATE EQUALIZED TAX RATE	
Governing Body & Public Boards		1972 Property Taxes Collected	870,628.40	Local District School Taxes 1.56	660,128.50
Municipal Clerk	5,054.00	1972 Payments in Lieu of Taxes		Regional & Consolidated School Tax .03	11,169.49
Financial Administration	8,600.00	Delinquent Tax & Lien Collections	112,515.98	School Taxes in Municipal Budget	
Assessment of Taxes	9,666.44	Business Personalty Replacement Taxes	20,788.50	County Taxes	223,641.54
Collection of Taxes	6,418.28	Taxes from Public Utilities	54,704.03	County Library Taxes	11,368.74
Planning, Housing & Development	67.83	Other Miscellaneous Tax Revenues		Local Municipal Purpose Taxes	121,910.66
Human Resources		State Aid Revenues	14,471.70	Veteran & Senior Citizen Taxes	14,900.00
Elections		Federal Aid Revenues		Total Taxes for Rate Computation	1,143,118.93
General Administration (other)	32,572.48	State and Local Fiscal Assistance Act Utilized		Special District Taxes	
JUDICIARY		Sale of Acquired Property		Bank Stock Taxes	811.57
Municipal Courts	1,800.00	Other Miscellaneous Revenues	45,910.30	Added and Omitted Taxes	14,019.18
PUBLIC SAFETY		Other Revenues, Revenue Sharing Tax Effort	13,926.83	Total Taxes Levied - ABSTRACT	1,143,049.68
Fire Protection	2,500.00	Total	1,133,345.74	Total Taxes Billed	1,143,378.14
Police Protection	400.00	Prior Years Surplus Appropriated	140,000.00	1972 TAXES COLLECTED	870,628.40
Civil Defense & Disaster Control	1,700.00	REVENUES TOTAL	1,273,345.74	1972 Taxes Cancelled, Abated or Adjusted	25,392.92
Environmental Inspection & Control	3,186.00	CAPITAL OUTLAY TOTAL	3,460.00	Transfer to Tax Title Liens or Foreclosed	
Other Public Safety				Balance Outstanding Dec. 31, 1972	247,356.82
PUBLIC WORKS				PRIOR YEARS TAXES OUTSTANDING	
Streets and Drainage	65,736.30	Public Enterprises		Balance January 1, 1972	130,444.94
Sewers and Sewage Processing		Recreation—Culture		Collected in 1972	112,438.35
Garbage and Trash Disposal	18,823.00	Public Works	1,860.00	Cancelled, Abated or Adjusted 1972	40.29
Public Buildings and Grounds	3,808.67	Buildings and Grounds	1,600.00	Transfers to Tax Title Liens or Foreclosed	
Other Public Works		Library and Education		Balance December 31, 1972	17,566.30
HEALTH and WELFARE		Conservation		TAX TITLE LIENS OUTSTANDING	
Health Services Except Environmental	5,566.88	All Other		Balance January 1, 1972	20,845.05
Welfare-Public Assistance	733.44	CAPITAL DEBT AUTHORIZED, DECEMBER 31, 1972		Transfers From Taxes	
Hospitals, Clinics, First Aid	1,500.00	ISSUED AND UNISSUED		Redeemed in 1972	477.63
Animal, Insect, & Rodent Control		School	1,307,265	Cancelled, Abated or Adjusted (1972)	
Other Welfare Services		Self-liquidating		Transfers to Foreclosed Property	
RECREATION and CONSERVATION		Other	241,000	Balance December 31, 1972	20,367.46
Beaches and Boardwalks		Total	1,548,265	PROPERTY ACQUIRED BY DEED OR FORECLOSURE	
Parks, Playgrounds, Shade Trees		ISSUED AND OUTSTANDING		Balance January 1, 1972	
Land Reclamation & Conservation		School	1,307,265.17	Transfers From Taxes or Liens	
Other Recreational Services		Self-Liquidating		Sale for Cash (1972)	
EDUCATION (excluding schools)		Other		Cancelled, Abated or Adjusted (1972)	
Libraries		Total	1,307,265.17	Balance December 31, 1972	
Other Educational Services		EQUALIZED VALUATION BASIS		CURRENT FINANCES DECEMBER 31, 1972	
STATUTORY EXPENDITURES		FOR NET DEBT COMPUTATION	34,039,550.00	ASSETS	
Pensions & F. I. C. A.	5,668.00	REAL PROPERTY VALUATIONS		Cash Dec. 31, 1972	264,697.91
Employee Fringe Benefits	2,200.00	Code Class # of Parcels % VAL'N		Taxes Receivable	265,323.12
Other Statutory Expenditures		1 Vacant Land 1981 22.92	5,271,650.00	Tax Title Liens	20,367.46
MUNICIPAL FUNCTIONS		2 Residential 976 52.33	21,169,800.00	Foreclosed Property	
CAPITAL IMPROVEMENTS		3 Farm 177 9.30	3,763,120.00	Emergencies & Other Deferred Charges	20,800.00
DEBT SERVICE		4a Commercial 49 15.45	6,249,650.00	State Aid Receivable	
Principal Payments		4b Industrial		Other Receivables	1,299.64
Interest Payments		4c Apartments		Total	572,488.13
DEFERRED CHARGES		3183 Total	40,454,260.00	LIABILITIES, RESERVES, AND SURPLUS	
SCHOOL, COUNTY, SPECIAL DISTRICT TAXES	11,000.00	Land Area 24.95 Sq. Miles		Cash Liabilities	52,546.06
RESERVE FOR UNCOLLECTED TAXES	1,006,208.27	Net Valuation Taxable-Municipal	40,848,390.00	Reserves for Receivables	286,990.22
EMERGENCY EMPLOYMENT ACT OF 1971	189,184.62	Net Valuation Taxable-County	34,581,200.00	Surplus Dec. 31,	232,551.85
EXPENDITURES		State Equalization Ratio	56.79	Total	572,488.13
TOTAL	1,383,254.21				

1412

Population 1970 10,700
 Population 1972 11,300
 S & P Rating
 Moody Rating

General Tax Rate Per \$100. 4.39
 State Equalized Tax Rate 2.47

HANOVER TOWNSHIP — MORRIS COUNTY
 Form of Government:
 Township Committee
 Number of Members on Governing Body 5

PER CAPITA:
 Gross Debt 658.95
 Net Debt
 Debt Service
 Total Tax Levy 552.70
 Municipal Expenditures 204.54
 PER CENT:
 Gross Debt 3.47
 Net Debt
 Tax Levy Collected 97.90
 Tax Levy Cancelled, Abated or Adjusted .12

EXPENDITURES		REVENUES-REALIZED		1972 PROPERTY TAX	
GENERAL GOVERNMENT				STATE EQUALIZED TAX RATE 1.03	
Governing Body & Public Boards		1972 Property Taxes Collected 6,117,393.33		Local District School Taxes	2,517,589.00
Municipal Clerk		1972 Payments in Lieu of Taxes		Regional & Consolidated School Tax	1,609,676.22
Financial Administration	14,525.00	Delinquent Tax & Lien Collections 121,264.23		School Taxes in Municipal Budget	
Assessment of Taxes	15,300.00	Business Personalty Replacement Taxes 654,762.16		County Taxes	994,334.81
Collection of Taxes	11,025.00	Taxes from Public Utilities 276,417.55		County Library Taxes	73,445.12
Planning, Housing & Development	23,265.00	Other Miscellaneous Tax Revenues		Local Municipal Purpose Taxes	799,600.69
Human Resources		State Aid Revenues 42,369.20		Veteran & Senior Citizen Taxes	70,350.00
Elections		Federal Aid Revenues 22,153.56		Total Taxes for Rate Computation	6,064,435.84
General Administration (other)	250,135.00	State and Local Fiscal Assistance Act Utilized		Special District Taxes	102,728.36
JUDICIARY		Sale of Acquired Property		Bank Stock Taxes	7,331.09
Municipal Courts	14,095.00	Other Miscellaneous Revenues 192,421.49		Added and Omitted Taxes	141,743.99
PUBLIC SAFETY		Other Revenues, Revenue Sharing Tax Effort 74,682.44		Total Taxes Levied - ABSTRACT	6,245,549.28
Fire Protection		Total 7,501,463.56		Total Taxes Billed	6,248,707.32
Police Protection	433,070.00	Prior Years Surplus Appropriated 545,000.00		1972 TAXES COLLECTED	6,117,393.33
Civil Defense & Disaster Control	4,600.00	REVENUES TOTAL 8,046,463.56		1972 Taxes Cancelled, Abated or Adjusted	7,408.35
Environmental Inspection & Control	16,200.00	CAPITAL OUTLAY TOTAL 212,024.44		Transfer to Tax Title Liens or Foreclosed	10,118.70
Other Public Safety				Balance Outstanding Dec. 31, 1972	113,786.54
PUBLIC WORKS				PRIOR YEARS TAXES OUTSTANDING	
Streets and Drainage	598,750.00	Public Enterprises		Balance January 1, 1972	183,763.16
Sewers and Sewage Processing		Recreation—Culture		Collected in 1972	118,537.97
Garbage and Trash Disposal	98,300.00	Public Works 203,696.90		Cancelled, Abated or Adjusted 1972	25,265.83
Public Buildings and Grounds	26,200.00	Buildings and Grounds 8,327.54		Transfers to Tax Title Liens or Foreclosed	3,104.74
Other Public Works		Library and Education		Balance December 31, 1972	36,354.62
HEALTH and WELFARE		Conservation		TAX TITLE LIENS OUTSTANDING	
Health Services Except Environmental	29,500.00	All Other		Balance January 1, 1972	6,552.22
Welfare-Public Assistance	3,950.00	CAPITAL DEBT AUTHORIZED, DECEMBER 31, 1972		Transfers From Taxes	13,678.80
Hospitals, Clinics, First Aid		ISSUED AND UNISSUED GROSS DEBT NET DEBT		Redeemed in 1972	2,326.26
Animal, Insect, & Rodent Control	4,500.00	School 7,306,142		Cancelled, Abated or Adjusted (1972)	
Other Welfare Services		Self-liquidating 140,000		Transfers to Foreclosed Property	
RECREATION and CONSERVATION		Other		Balance December 31, 1972	18,304.76
Beaches and Boardwalks		Total 7,446,142		PROPERTY ACQUIRED BY DEED OR FORECLOSURE	
Parks, Playgrounds, Shade Trees	57,450.00	ISSUED AND OUTSTANDING		Balance January 1, 1972	13,405.00
Land Reclamation & Conservation	2,300.00	School 2,811,142.48		Transfers From Taxes or Liens	
Other Recreational Services	82,650.00	Self-Liquidating 140,000.00		Sale for Cash (1972)	
EDUCATION (excluding schools)		Other		Cancelled, Abated or Adjusted (1972)	
Libraries	15,000.00	Total 2,951,142.48		Balance December 31, 1972	13,405.00
Other Educational Services	500.00	EQUALIZED VALUATION BASIS		CURRENT FINANCES DECEMBER 31, 1972	
STATUTORY EXPENDITURES		FOR NET DEBT COMPUTATION 214,628,609.00		ASSETS	
Pensions & F. I. C. A.	78,026.56	REAL PROPERTY VALUATIONS		Cash Dec. 31, 1972	1,600,084.23
Employee Fringe Benefits	31,200.00	Code Class # of Parcels % VAL'N		Taxes Receivable	150,141.56
Other Statutory Expenditures		ASSESSED VALUATION		Tax Title Liens	18,304.76
MUNICIPAL FUNCTIONS TOTAL 1,850,541.56		1 Vacant Land 655 3.70 4,996,600.00		Foreclosed Property	13,405.00
CAPITAL IMPROVEMENTS *MEMC* 756,100.00		2 Residential 2517 46.22 62,382,500.00		Emergencies & Other Deferred Charges	1,100.00
DEBT SERVICE		3 Farm 8 .18 233,200.00		State Aid Receivable	310,526.73
Principal Payments		4a Commercial 112 7.57 10,751,800.00		Other Receivables	
Interest Payments		4b Industrial 83 41.86 56,499,000.00		Total	2,093,562.28
DEFERRED CHARGES		4c Apartments 5 .08 103,400.00		LIABILITIES, RESERVES, AND SURPLUS	
SCHOOL, COUNTY, SPECIAL DISTRICT TAXES	6,747.30	3780 Total 134,966,500.00		Cash Liabilities	1,008,005.33
RESERVE FOR UNCOLLECTED TAXES	5,256,873.51	Land Area 10.80 Sq. Miles		Reserves for Receivables	181,851.32
EMERGENCY EMPLOYMENT ACT OF 1971	428,338.45	Net Valuation Taxable-Municipal 128,160,411.00		Surplus Dec. 31,	903,705.63
EXPENDITURES TOTAL 7,608,136.82		Net Valuation Taxable-County 242,352,669.00		Total	2,093,562.28
		State Equalization Ratio 56.27			

1413

Population 1970 3,249
 Population 1972 3,330
 S & P Rating
 Moody Rating

General Tax Rate Per \$100. 3.14
 State Equalized Tax Rate 1.68

HARDING TOWNSHIP — MORRIS COUNTY

Form of Government:

Township Committee

Number of Members on Governing Body 5

PER CAPITA:

Gross Debt 126.13

Net Debt

Debt Service

Total Tax Levy 434.02

Municipal Expenditures 154.77

PER CENT:

Gross Debt .53

Net Debt

Tax Levy Collected 97.32

Tax Levy Cancelled, Abated
or Adjusted .23

EXPENDITURES		REVENUES-REALIZED		1972 PROPERTY TAX	
GENERAL GOVERNMENT				STATE EQUALIZED TAX RATE	
Governing Body & Public Boards		1972 Property Taxes Collected	1,410,351.48	Local District School Taxes .95	817,675.00
Municipal Clerk		1972 Payments in Lieu of Taxes	65.57	Regional & Consolidated School Tax	
Financial Administration	5,900.00	Delinquent Tax & Lien Collections	39,957.07	School Taxes in Municipal Budget	
Assessment of Taxes	4,650.00	Business Personalty Replacement Taxes	9,991.34	County Taxes .42	356,622.89
Collection of Taxes	4,650.00	Taxes from Public Utilities	86,148.63	County Library Taxes .03	26,345.40
Planning, Housing & Development	17,550.00	Other Miscellaneous Tax Revenues		Local Municipal Purpose Taxes .26	225,158.58
Human Resources	700.00	State Aid Revenues	16,269.52	Veteran & Senior Citizen Taxes .02	15,810.00
Elections		Federal Aid Revenues		Total Taxes for Rate Computation 1.68	1,441,612.27
General Administration (other)	54,000.00	State and Local Fiscal Assistance Act Utilized		Special District Taxes	1,220.00
JUDICIARY		Sale of Acquired Property	26,230.51	Bank Stock Taxes	741.02
Municipal Courts	5,500.00	Other Miscellaneous Revenues	13,359.56	Added and Omitted Taxes	17,420.66
PUBLIC SAFETY		Other Revenues, Revenue Sharing Tax Effort	1,602,374.48	Total Taxes Levied - ABSTRACT	1,445,283.95
Fire Protection	3,600.00	Total	1,602,374.48	Total Taxes Billed	1,445,117.33
Police Protection	142,500.00	Prior Years Surplus Appropriated	162,000.00	1972 TAXES COLLECTED	1,410,351.48
Civil Defense & Disaster Control	1,000.00	REVENUES TOTAL	1,764,374.48	1972 Taxes Cancelled, Abated or Adjusted	3,336.88
Environmental Inspection & Control	3,800.00	CAPITAL OUTLAY TOTAL	10,370.00	Transfer to Tax Title Liens or Foreclosed	
Other Public Safety		Public Enterprises		Balance Outstanding Dec. 31, 1972	35,428.57
PUBLIC WORKS		Recreation—Culture		PRIOR YEARS TAXES OUTSTANDING	
Streets and Drainage	79,584.00	Public Works	10,370.00	Balance January 1, 1972	38,455.79
Sewers and Sewage Processing		Buildings and Grounds		Collected in 1972	38,094.46
Garbage and Trash Disposal		Library and Education		Cancelled, Abated or Adjusted 1972	365.33
Public Buildings and Grounds	7,100.00	Conservation		Transfers to Tax Title Liens or Foreclosed	
Other Public Works		All Other		Balance December 31, 1972	
HEALTH and WELFARE		CAPITAL DEBT AUTHORIZED, DECEMBER 31, 1972		TAX TITLE LIENS OUTSTANDING	
Health Services Except Environmental	7,350.00	ISSUED AND UNISSUED		Balance January 1, 1972	2,394.17
Welfare-Public Assistance	300.00	School	420,000	Transfers From Taxes	
Hospitals, Clinics, First Aid		Self-liquidating		Redeemed in 1972	1,862.61
Animal, Insect, & Rodent Control	600.00	Other		Cancelled, Abated or Adjusted (1972)	
Other Welfare Services		Total	420,000	Transfers to Foreclosed Property	
RECREATION and CONSERVATION		ISSUED AND OUTSTANDING		Balance December 31, 1972	531.56
Beaches and Boardwalks		School	420,000.00	PROPERTY ACQUIRED BY DEED OR	
Parks, Playgrounds, Shade Trees		Self-Liquidating		FORECLOSURE	
Land Reclamation & Conservation		Other		Balance January 1, 1972	
Other Recreational Services	1,000.00	Total	420,000.00	Transfers From Taxes or Liens	
EDUCATION (excluding schools)		EQUALIZED VALUATION BASIS		Sale for Cash (1972)	
Libraries		FOR NET DEBT COMPUTATION	79,437,100.00	Cancelled, Abated or Adjusted (1972)	
Other Educational Services		REAL PROPERTY VALUATIONS		Balance December 31, 1972	
STATUTORY EXPENDITURES		Code Class # of Parcels % VAL'N	ASSESSED VALUATION	CURRENT FINANCES DECEMBER 31, 1972	
Pensions & F. I. C. A.	15,650.00	1 Vacant Land 315 5.41	2,471,250.00	ASSETS	
Employee Fringe Benefits	11,000.00	2 Residential 875 85.94	35,290,900.00	Cash Dec. 31, 1972	283,410.14
Other Statutory Expenditures		3 Farm 37 4.03	1,842,670.00	Taxes Receivable	35,428.57
MUNICIPAL FUNCTIONS	406,834.00	4a Commercial 31 3.54	1,618,400.00	Tax Title Liens	531.56
CAPITAL IMPROVEMENTS	55,000.00	4b Industrial 2 1.08	495,774.00	Foreclosed Property	
DEBT SERVICE		4c Apartments		Emergencies & Other Deferred Charges	24,500.00
Principal Payments		1260 Total	45,718,994.00	State Aid Receivable	640.00
Interest Payments		Land Area 20.50 Sq. Miles		Other Receivables	
DEFERRED CHARGES	11,066.68	Net Valuation Taxable-Municipal	45,557,004.00	Total	344,510.67
SCHOOL, COUNTY, SPECIAL DISTRICT TAXES	1,201,563.29	Net Valuation Taxable-County	87,161,537.00	LIABILITIES, RESERVES, AND SURPLUS	
RESERVE FOR UNCOLLECTED TAXES	57,499.32	State Equalization Ratio	53.65	Cash Liabilities	87,779.04
EMERGENCY EMPLOYMENT ACT OF 1971				Reserves for Receivables	35,560.53
EXPENDITURES TOTAL	1,717,363.29			Surplus Dec. 31,	220,771.10
				Total	344,510.67

2109

Population 1970 548
 Population 1972 575
 S & P Rating
 Moody Rating

General Tax Rate Per \$100. 2.22
 State Equalized Tax Rate 2.08

HARDWICK TOWNSHIP — WARREN COUNTY

Form of Government:

Township Committee

Number of Members on Governing Body 3

PER CAPITA:
 Gross Debt 642.44
 Net Debt
 Debt Service
 Total Tax Levy 513.06
 Municipal Expenditures 217.44

PER CENT:
 Gross Debt 3.46
 Net Debt
 Tax Levy Collected 82.07
 Tax Levy Cancelled, Abated or Adjusted .57

EXPENDITURES		REVENUES-REALIZED		1972 PROPERTY TAX	
GENERAL GOVERNMENT		1972 Property Taxes Collected		STATE EQUALIZED TAX RATE	
Governing Body & Public Boards		220,396.36		Local District School Taxes .47	60,454.00
Municipal Clerk	2,300.00	1972 Payments in Lieu of Taxes		Regional & Consolidated School Tax .63	81,525.86
Financial Administration	2,200.00	Delinquent Tax & Lien Collections		School Taxes in Municipal Budget	
Assessment of Taxes	2,200.00	36,171.17		County Taxes .73	93,702.90
Collection of Taxes	2,510.00	Business Personalty Replacement Taxes		County Library Taxes .02	3,070.62
Planning, Housing & Development		4,488.00		Local Municipal Purpose Taxes .20	26,677.62
Human Resources		Taxes from Public Utilities		Veteran & Senior Citizen Taxes .03	3,520.00
Elections		24,691.03		Total Taxes for Rate Computation 2.08	268,951.00
General Administration (other)	11,650.00	Other Miscellaneous Tax Revenues		Special District Taxes	
JUDICIARY		State Aid Revenues		Bank Stock Taxes	
Municipal Courts	600.00	Federal Aid Revenues		Added and Omitted Taxes	2,901.92
PUBLIC SAFETY		State and Local Fiscal Assistance Act Utilized		Total Taxes Levied - ABSTRACT	295,010.54
Fire Protection	250.00	Sale of Acquired Property		Total Taxes Billed	268,555.42
Police Protection	675.00	Other Miscellaneous Revenues		1972 TAXES COLLECTED	220,396.36
Civil Defense & Disaster Control	300.00	11,446.62		1972 Taxes Cancelled, Abated or Adjusted	2,597.86
Environmental Inspection & Control	400.00	Other Revenues, Revenue Sharing Tax Effort		Transfer to Tax Title Liens or Foreclosed	
Other Public Safety		5,500.41		Balance Outstanding Dec. 31, 1972	45,561.20
PUBLIC WORKS		Total		PRIOR YEARS TAXES OUTSTANDING	
Streets and Drainage	55,050.00	322,685.35		Balance January 1, 1972	36,171.17
Sewers and Sewage Processing		28,000.00		Collected in 1972	36,171.17
Garbage and Trash Disposal	300.00	REVENUES TOTAL		Cancelled, Abated or Adjusted 1972	
Public Buildings and Grounds		350,685.35		Transfers to Tax Title Liens or Foreclosed	
Other Public Works		CAPITAL OUTLAY TOTAL		Balance December 31, 1972	
HEALTH and WELFARE				TAX TITLE LIENS OUTSTANDING	
Health Services Except Environmental	300.00	Public Enterprises		Balance January 1, 1972	
Welfare-Public Assistance	50.00	Recreation—Culture		Transfers From Taxes	
Hospitals, Clinics, First Aid	300.00	Public Works		Redeemed in 1972	
Animal, Insect, & Rodent Control	3,700.00	Buildings and Grounds		Cancelled, Abated or Adjusted (1972)	
Other Welfare Services		Library and Education		Transfers to Foreclosed Property	
RECREATION and CONSERVATION		Conservation		Balance December 31, 1972	
Beaches and Boardwalks		All Other		PROPERTY ACQUIRED BY DEED OR FORECLOSURE	
Parks, Playgrounds, Shade Trees		CAPITAL DEBT AUTHORIZED, DECEMBER 31, 1972		Balance January 1, 1972	
Land Reclamation & Conservation		ISSUED AND UNISSUED GROSS DEBT NET DEBT		Transfers From Taxes or Liens	
Other Recreational Services		SCHOOL SELF-LIQUIDATING OTHER TOTAL		Sale for Cash (1972)	
EDUCATION (excluding schools)		369,401 369,401		Cancelled, Abated or Adjusted (1972)	
Libraries		ISSUED AND OUTSTANDING		Balance December 31, 1972	
Other Educational Services		SCHOOL SELF-LIQUIDATING OTHER TOTAL		CURRENT FINANCES DECEMBER 31, 1972	
STATUTORY EXPENDITURES		EQUALIZED VALUATION BASIS FOR NET DEBT COMPUTATION		ASSETS	
Pensions & F. I. C. A.	1,677.00	10,682,311.00		Cash Dec. 31, 1972	160,674.60
Employee Fringe Benefits	1,000.00	REAL PROPERTY VALUATIONS		Taxes Receivable	45,561.20
Other Statutory Expenditures		Code Class # of Parcels % VAL'N ASSESSED VALUATION		Tax Title Liens	
MUNICIPAL FUNCTIONS TOTAL	85,462.00	1 225 25.08 3,038,800.00		Foreclosed Property	
CAPITAL IMPROVEMENTS *MEMO*	17,000.00	2 Residential 193 60.99 7,390,600.00		Emergencies & Other Deferred Charges	3,804.42
DEBT SERVICE		3 Farm 70 10.41 1,261,150.00		State Aid Receivable	19,186.90
Principal Payments		4a Commercial 5 3.52 426,700.00		Other Receivables	1,349.88
Interest Payments		4b Industrial		Total	230,577.00
DEFERRED CHARGES	1,465.75	4c Apartments		LIABILITIES, RESERVES, AND SURPLUS	
SCHOOL, COUNTY, SPECIAL DISTRICT TAXES	238,753.38	493 Total 12,117,250.00		Cash Liabilities	114,788.33
RESERVE FOR UNCOLLECTED TAXES	38,101.97	Land Area 17.80 Sq. Miles		Reserves for Receivables	46,911.08
EMERGENCY EMPLOYMENT ACT OF 1971		Net Valuation Taxable-Municipal		Surplus Dec. 31,	68,877.59
EXPENDITURES TOTAL	363,783.10	Net Valuation Taxable-County		Total	230,577.00
		State Equalization Ratio			

1911

Population 1970 3,499
 Population 1972 3,640
 S & P Rating
 Moody Rating

General Tax Rate Per \$100. 2.54
 State Equalized Tax Rate 2.86

HARDYSTON TOWNSHIP — SUSSEX COUNTY
 Form of Government:
 Township Committee
 Number of Members on Governing Body 3

PER CAPITA:
 Gross Debt 129.12
 Net Debt 14.84
 Debt Service .41
 Total Tax Levy 375.12
 Municipal Expenditures 164.03

PER CENT:
 Gross Debt 1.25
 Net Debt .14
 Tax Levy Collected 86.07
 Tax Levy Cancelled, Abated or Adjusted

EXPENDITURES		REVENUES-REALIZED		1972 PROPERTY TAX	
GENERAL GOVERNMENT		1972 Property Taxes Collected		STATE EQUALIZED TAX RATE 1.45	
Governing Body & Public Boards		1,175,181.25		Local District School Taxes	718,224.63
Municipal Clerk	6,574.00	1972 Payments in Lieu of Taxes		Regional & Consolidated School Tax	
Financial Administration	8,500.00	Delinquent Tax & Lien Collections		School Taxes in Municipal Budget	
Assessment of Taxes	5,651.00	Business Personalty Replacement Taxes		County Taxes	338,770.21
Collection of Taxes	8,550.00	Taxes from Public Utilities		County Library Taxes	11,900.47
Planning, Housing & Development	1,600.00	Other Miscellaneous Tax Revenues		Local Municipal Purpose Taxes	287,604.69
Human Resources	37,200.00	State Aid Revenues		Veteran & Senior Citizen Taxes	15,010.00
Elections		Federal Aid Revenues		Total Taxes for Rate Computation	1,375,510.00
General Administration (other)	2,570.00	State and Local Fiscal Assistance Act Utilized		Special District Taxes	
JUDICIARY		Sale of Acquired Property		Bank Stock Taxes	596.09
Municipal Courts	8,100.00	Other Miscellaneous Revenues		Added and Omitted Taxes	8,328.50
PUBLIC SAFETY	57,890.00	Other Revenues, Revenue Sharing Tax Effort		Total Taxes Levied - ABSTRACT	1,365,424.59
Fire Protection	1,600.00	TOTAL		Total Taxes Billed	1,365,424.59
Police Protection	7,280.00	REVENUES		1972 TAXES COLLECTED	1,175,181.25
Civil Defense & Disaster Control		CAPITAL OUTLAY		1972 Taxes Cancelled, Abated or Adjusted	
Environmental Inspection & Control		TOTAL		Transfer to Tax Title Liens or Foreclosed	
Other Public Safety		32,815.50		Balance Outstanding Dec. 31, 1972	190,243.34
PUBLIC WORKS		Public Enterprises		PRIOR YEARS TAXES OUTSTANDING	
Streets and Drainage	125,535.00	Recreation—Culture		Balance January 1, 1972	157,153.25
Sewers and Sewage Processing	11,800.00	Public Works		Collected in 1972	142,433.54
Garbage and Trash Disposal	10,290.00	Buildings and Grounds		Cancelled, Abated or Adjusted 1972	
Public Buildings and Grounds		Library and Education		Transfers to Tax Title Liens or Foreclosed	
Other Public Works		Conservation		Balance December 31, 1972	13,719.71
HEALTH and WELFARE		All Other		TAX TITLE LIENS OUTSTANDING	
Health Services Except Environmental	915.00	CAPITAL DEBT AUTHORIZED, DECEMBER 31, 1972		Balance January 1, 1972	55,078.47
Welfare-Public Assistance	1,100.00	ISSUED AND UNISSUED		Transfers From Taxes	
Hospitals, Clinics, First Aid	2,850.00	GROSS DEBT		Redeemed in 1972	13,349.08
Animal, Insect, & Rodent Control		NET DEBT		Cancelled, Abated or Adjusted (1972)	
Other Welfare Services		SCHOOL		Transfers to Foreclosed Property	
RECREATION and CONSERVATION		Self-liquidating		Balance December 31, 1972	41,729.39
Beaches and Boardwalks		Other		PROPERTY ACQUIRED BY DEED OR	
Parks, Playgrounds, Shade Trees		Total		FORECLOSURE	
Land Reclamation & Conservation		ISSUED AND OUTSTANDING		Balance January 1, 1972	900.00
Other Recreational Services	1,000.00	SCHOOL		Transfers From Taxes or Liens	
EDUCATION (excluding schools)		Self-Liquidating		Sale for Cash (1972)	
Libraries		Other		Cancelled, Abated or Adjusted (1972)	
Other Educational Services		Total		Balance December 31, 1972	900.00
STATUTORY EXPENDITURES		EQUALIZED VALUATION BASIS		CURRENT FINANCES DECEMBER 31, 1972	
Pensions & F. I. C. A.	11,500.00	FOR NET DEBT COMPUTATION		ASSETS	
Employee Fringe Benefits	5,300.00	REAL PROPERTY VALUATIONS		Cash Dec. 31, 1972	272,889.49
Other Statutory Expenditures		Code Class # of Parcels % VAL'N		Taxes Receivable	202,963.05
MUNICIPAL FUNCTIONS	361,805.00	ASSESSED VALUATION		Tax Title Liens	41,729.39
CAPITAL IMPROVEMENTS	28,200.00	1 Vacant Land 665 18.22		Foreclosed Property	900.00
DEBT SERVICE		2 Residential 1362 58.49		Emergencies & Other Deferred Charges	31,104.79
Principal Payments	1,500.00	3 Farm 135 6.06		State Aid Receivable	23,725.00
Interest Payments		4a Commercial 70 14.01		Other Receivables	39,223.50
DEFERRED CHARGES	33,771.32	4b Industrial 7 3.21		Total	613,535.22
SCHOOL, COUNTY, SPECIAL DISTRICT TAXES	1,068,895.31	4c Apartments		LIABILITIES, RESERVES, AND SURPLUS	
RESERVE FOR UNCOLLECTED TAXES	200,000.00	2235 Total		Cash Liabilities	88,066.05
EMERGENCY EMPLOYMENT ACT OF 1971		Land Area 32.50 Sq. Miles		Reserves for Receivables	285,815.54
EXPENDITURES	1,665,571.63	Net Valuation Taxable-Municipal		Surplus Dec. 31,	239,653.23
		Net Valuation Taxable-County		Total	613,535.22
		State Equalization Ratio			
		97.32			

2110

Population 1970 2,195
 Population 1972 2,225
 S & P Rating
 Moody Rating

General Tax Rate Per \$100.
5.42
 State Equalized Tax Rate
3.17

HARMONY TOWNSHIP — WARREN COUNTY

Form of Government:

Township Committee

Number of Members on Governing Body 3

PER CAPITA:

Gross Debt 148.31
 Net Debt
 Debt Service
 Total Tax Levy 285.50
 Municipal Expenditures 81.86

PER CENT:

Gross Debt 1.84
 Net Debt
 Tax Levy Collected 53.87
 Tax Levy Cancelled, Abated
 or Adjusted .03

EXPENDITURES		REVENUES-REALIZED		1972 PROPERTY TAX	
GENERAL GOVERNMENT				STATE EQUALIZED TAX RATE	
Governing Body & Public Boards				Local District School Taxes	2.23
Municipal Clerk				Regional & Consolidated School Tax	
Financial Administration	2,332.00	1972 Property Taxes Collected		School Taxes in Municipal Budget	
Assessment of Taxes	3,137.00	1972 Payments in Lieu of Taxes		County Taxes	.78
Collection of Taxes	3,910.00	Delinquent Tax & Lien Collections		County Library Taxes	.03
Planning, Housing & Development	2,260.00	Business Personalty Replacement Taxes		Local Municipal Purpose Taxes	.06
Human Resources		Taxes from Public Utilities		Veteran & Senior Citizen Taxes	.08
Elections		Other Miscellaneous Tax Revenues		Total Taxes for Rate Computation	3.18
General Administration (other)	17,138.00	State Aid Revenues		Special District Taxes	
JUDICIARY		Federal Aid Revenues		Bank Stock Taxes	328.54
Municipal Courts		State and Local Fiscal Assistance Act Utilized		Added and Omitted Taxes	6,870.74
PUBLIC SAFETY		Sale of Acquired Property		Total Taxes Levied - ABSTRACT	635,235.56
Fire Protection	4,000.00	Other Miscellaneous Revenues		Total Taxes Billed	636,007.68
Police Protection	750.00	Other Revenues, Revenue Sharing Tax Effort		1972 TAXES COLLECTED	557,027.44
Civil Defense & Disaster Control	1,000.00	Prior Years Surplus Appropriated		1972 Taxes Cancelled, Abated or Adjusted	160.00
Environmental Inspection & Control	800.00	REVENUES TOTAL		Transfer to Tax Title Liens or Foreclosed	
Other Public Safety		CAPITAL OUTLAY TOTAL		Balance Outstanding Dec. 31, 1972	38,820.24
PUBLIC WORKS				PRIOR YEARS TAXES OUTSTANDING	
Streets and Drainage	85,000.00	Public Enterprises		Balance January 1, 1972	25,803.13
Sewers and Sewage Processing		Recreation—Culture		Collected in 1972	25,427.47
Garbage and Trash Disposal		Public Works		Cancelled, Abated or Adjusted 1972	50.00
Public Buildings and Grounds		Buildings and Grounds		Transfers to Tax Title Liens or Foreclosed	
Other Public Works		Library and Education		Balance December 31, 1972	325.66
HEALTH and WELFARE		Conservation		TAX TITLE LIENS OUTSTANDING	
Health Services Except Environmental	500.00	All Other		Balance January 1, 1972	
Welfare-Public Assistance	500.00	CAPITAL DEBT AUTHORIZED, DECEMBER 31, 1972		Transfers From Taxes	
Hospitals, Clinics, First Aid	200.00	ISSUED AND UNISSUED GROSS DEBT NET DEBT		Redeemed in 1972	
Animal, Insect, & Rodent Control	5,550.00	School 330,000		Cancelled, Abated or Adjusted (1972)	
Other Welfare Services		Self-liquidating		Transfers to Foreclosed Property	
RECREATION and CONSERVATION		Other		Balance December 31, 1972	
Beaches and Boardwalks		Total 330,000		PROPERTY ACQUIRED BY DEED OR FORECLOSURE	
Parks, Playgrounds, Shade Trees	1,200.00	ISSUED AND OUTSTANDING		Balance January 1, 1972	
Land Reclamation & Conservation		School 330,000.00		Transfers From Taxes or Liens	
Other Recreational Services		Self-Liquidating		Sale for Cash (1972)	
EDUCATION (excluding schools)		Other		Cancelled, Abated or Adjusted (1972)	
Libraries		Total 330,000.00		Balance December 31, 1972	
Other Educational Services		EQUALIZED VALUATION BASIS		CURRENT FINANCES DECEMBER 31, 1972	
STATUTORY EXPENDITURES		FOR NET DEBT COMPUTATION		ASSETS	
Pensions & F. I. C. A.	4,007.00	REAL PROPERTY VALUATIONS		Cash Dec. 31, 1972	166,580.50
Employee Fringe Benefits	1,000.00	Code Class # of Parcels % VAL'N		Taxes Receivable	39,145.90
Other Statutory Expenditures		ASSESSSED VALUATION		Tax Title Liens	
MUNICIPAL FUNCTIONS		1 Vacant Land 418 2.28		Foreclosed Property	
CAPITAL IMPROVEMENTS	40,000.00	2 Residential 674 53.41		Emergencies & Other Deferred Charges	
DEBT SERVICE		3 Farm 151 23.67		State Aid Receivable	41,500.00
Principal Payments		4a Commercial 45 14.49		Other Receivables	378.64
Interest Payments		4b Industrial 21 5.98		Total	248,005.04
DEFERRED CHARGES		4c Apartments 1 .18		LIABILITIES, RESERVES, AND SURPLUS	
SCHOOL, COUNTY, SPECIAL DISTRICT TAXES	138.77	131C Total 11,725,550.00		Cash Liabilities	93,612.72
RESERVE FOR UNCOLLECTED TAXES	615,365.22	Land Area 24.00 Sq. Miles		Reserves for Receivables	35,524.54
EMERGENCY EMPLOYMENT ACT OF 1971	47,520.00	Net Valuation Taxable-Municipal		Surplus Dec. 31,	114,867.78
EXPENDITURES		Net Valuation Taxable-County		Total	248,005.04
TOTAL	757,508.99	State Equalization Ratio			
		58.65			

0224

Population 1970 4,841
 Population 1972 4,960
 S & P Rating
 Moody Rating

General Tax Rate Per \$100. 4.56
 State Equalized Tax Rate 3.44

HARRINGTON PARK BOROUGH — BERGEN CO.

Form of Government:

Borough Council

Number of Members on Governing Body 6

PER CAPITA:

Gross Debt 1,225.67
 Net Debt 950.60
 Debt Service 25.71
 Total Tax Levy 407.96
 Municipal Expenditures 144.05

PER CENT:

Gross Debt 11.18
 Net Debt 8.67
 Tax Levy Collected 98.98
 Tax Levy Cancelled, Abated or Adjusted .06

EXPENDITURES		REVENUES-REALIZED		1972 PROPERTY TAX	
GENERAL GOVERNMENT				STATE EQUALIZED TAX RATE —→	
Governing Body & Public Boards		1972 Property Taxes Collected	2,004,836.99	Local District School Taxes 1.38	812,547.00
Municipal Clerk		1972 Payments in Lieu of Taxes	5,322.76	Regional & Consolidated School Tax .98	576,263.33
Financial Administration		Delinquent Tax & Lien Collections	20,228.38	School Taxes in Municipal Budget	
Assessment of Taxes 5,775.00		Business Personalty Replacement Taxes	4,639.52	County Taxes .36	212,230.50
Collection of Taxes 7,615.00		Taxes from Public Utilities	104,577.04	County Library Taxes	
Planning, Housing & Development 5,050.00		Other Miscellaneous Tax Revenues		Local Municipal Purpose Taxes .65	405,404.02
Human Resources 600.00		State Aid Revenues	19,396.39	Veteran & Senior Citizen Taxes .05	27,210.00
Elections		Federal Aid Revenues		Total Taxes for Rate Computation 3.46	2,034,054.85
General Administration (other) 77,185.00		State and Local Fiscal Assistance Act Utilized		Special District Taxes	
JUDICIARY		Sale of Acquired Property		Bank Stock Taxes	1,384.74
Municipal Courts 5,250.00		Other Miscellaneous Revenues	81,056.98	Added and Omitted Taxes	15,251.58
PUBLIC SAFETY		Other Revenues, Revenue Sharing Tax Effort	9,698.08	Total Taxes Levied - ABSTRACT	2,023,481.17
Fire Protection 29,050.00		Total	2,249,756.14	Total Taxes Billed	2,025,512.38
Police Protection 141,545.00		Prior Years Surplus Appropriated	165,000.00	1972 TAXES COLLECTED	2,004,836.99
Civil Defense & Disaster Control 200.00		REVENUES TOTAL	2,414,756.14	1972 Taxes Cancelled, Abated or Adjusted	1,254.40
Environmental Inspection & Control 1,200.00		CAPITAL OUTLAY TOTAL	706,896.41	Transfer to Tax Title Liens or Foreclosed	136.80
Other Public Safety		Public Enterprises		Balance Outstanding Dec. 31, 1972	19,284.19
PUBLIC WORKS		Recreation—Culture		PRIOR YEARS TAXES OUTSTANDING	
Streets and Drainage 88,945.00		Public Works	701,114.54	Balance January 1, 1972	19,537.39
Sewers and Sewage Processing 50,800.00		Buildings and Grounds	5,781.87	Collected in 1972	19,506.61
Garbage and Trash Disposal 3,800.00		Library and Education		Cancelled, Abated or Adjusted 1972	
Public Buildings and Grounds 15,530.00		Conservation		Transfers to Tax Title Liens or Foreclosed	30.78
Other Public Works		All Other		Balance December 31, 1972	
HEALTH and WELFARE		CAPITAL DEBT AUTHORIZED, DECEMBER 31, 1972		TAX TITLE LIENS OUTSTANDING	
Health Services Except Environmental	11,535.00	ISSUED AND UNISSUED		Balance January 1, 1972	773.02
Welfare-Public Assistance 150.00		School	1,364,305	Transfers From Taxes	167.58
Hospitals, Clinics, First Aid		Self-Liquidating		Redeemed in 1972	721.77
Animal, Insect, & Rodent Control		Other	4,715,000	Cancelled, Abated or Adjusted (1972)	
Other Welfare Services		Total	6,079,309	Transfers to Foreclosed Property	
RECREATION and CONSERVATION		ISSUED AND OUTSTANDING		Balance December 31, 1972	218.83
Beaches and Boardwalks		School	1,364,309.65	PROPERTY ACQUIRED BY DEED OR	
Parks, Playgrounds, Shade Trees	7,225.00	Self-Liquidating		FORECLOSURE	
Land Reclamation & Conservation		Other	3,980,400.00	Balance January 1, 1972	69,775.00
Other Recreational Services		Total	5,344,709.65	Transfers From Taxes or Liens	
EDUCATION (excluding schools)		EQUALIZED VALUATION BASIS		Sale for Cash (1972)	
Libraries	9,300.00	FOR NET DEBT COMPUTATION	54,376,805.00	Cancelled, Abated or Adjusted (1972)	
Other Educational Services		REAL PROPERTY VALUATIONS		Balance December 31, 1972	69,775.00
STATUTORY EXPENDITURES		Code Class # of Parcels % VAL'N	ASSESSED VALUATION	CURRENT FINANCES DECEMBER 31, 1972	
Pensions & F. I. C. A. 21,400.00		1 Vacant Land 131 2.16	562,400.00	ASSETS	
Employee Fringe Benefits 6,200.00		2 Residential 1225 92.97	41,326,000.00	Cash Dec. 31, 1972	657,438.84
Other Statutory Expenditures		3 Farm 3 .03	13,500.00	Taxes Receivable	19,284.19
MUNICIPAL FUNCTIONS TOTAL 529,155.00		4a Commercial 88 4.84	2,151,100.00	Tax Title Liens	218.83
CAPITAL IMPROVEMENTS *MEMO* 57,115.00		4b Industrial		Foreclosed Property	69,775.00
DEBT SERVICE		4c Apartments		Emergencies & Other Deferred Charges	3,250.00
Principal Payments		Total 1451	44,453,000.00	State Aid Receivable	10,306.92
Interest Payments 127,500.00		Land Area 2.04 Sq. Miles		Other Receivables	573.39
DEFERRED CHARGES 3,000.00		Net Valuation Taxable-Municipal	44,651,010.00	Total	800,847.17
SCHOOL, COUNTY, SPECIAL DISTRICT TAXES 1,601,440.83		Net Valuation Taxable-County	55,385,220.00	LIABILITIES, RESERVES, AND SURPLUS	
RESERVE FOR UNCOLLECTED TAXES 54,809.00		State Equalization Ratio	75.58	Cash Liabilities	137,167.68
EMERGENCY EMPLOYMENT ACT OF 1971				Reserves for Receivables	50,101.41
EXPENDITURES TOTAL 2,315,904.83				Surplus Dec. 31,	573,578.08
				Total	800,847.17

0904

Population 1970 11,811
 Population 1972 12,175
 S & P Rating A
 Moody Rating PAA-1

General Tax Rate Per \$100. 3.61
 State Equalized Tax Rate 3.28

HARRISON TOWN — HUDSON COUNTY

Form of Government:

Town Council

Number of Members on Governing Body 9

PER CAPITA:

Gross Debt 325.05
 Net Debt 112.07
 Debt Service 25.35
 Total Tax Levy 272.22
 Municipal Expenditures 352.68

PER CENT:

Gross Debt 4.29
 Net Debt 1.48
 Tax Levy Collected 93.12
 Tax Levy Cancelled, Abated or Adjusted 1.93

EXPENDITURES		REVENUES-REALIZED		1972 PROPERTY TAX	
GENERAL GOVERNMENT		1972 Property Taxes Collected		STATE EQUALIZED TAX RATE—	
Governing Body & Public Boards	3,400.00	1972 Payments in Lieu of Taxes		Local District School Taxes	1.59
Municipal Clerk	54,135.00	Delinquent Tax & Lien Collections		Regional & Consolidated School Tax	
Financial Administration	55,000.00	Business Personalty Replacement Taxes		School Taxes in Municipal Budget	.15
Assessment of Taxes	21,025.00	Taxes from Public Utilities		County Taxes	1.46
Collection of Taxes	52,720.00	Other Miscellaneous Tax Revenues		County Library Taxes	
Planning, Housing & Development		State Aid Revenues		Local Municipal Purpose Taxes	.04
Human Resources	15,750.00	Federal Aid Revenues		Veteran & Senior Citizen Taxes	.04
Elections	3,200.00	State and Local Fiscal Assistance Act Utilized		Total Taxes for Rate Computation	3.28
General Administration (other)	116,775.00	Sale of Acquired Property		Special District Taxes	
JUDICIARY		Other Miscellaneous Revenues		Bank Stock Taxes	7,288.54
Municipal Courts	26,625.00	Other Revenues, Revenue Sharing Tax Effort		Added and Omitted Taxes	32,407.77
PUBLIC SAFETY		TOTAL		Total Taxes Levied - ABSTRACT	3,314,269.27
Fire Protection	893,960.00	Prior Years Surplus Appropriated		Total Taxes Billed	3,215,681.32
Police Protection	830,400.00	REVENUES		1972 TAXES COLLECTED	3,087,710.93
Civil Defense & Disaster Control	2,700.00	CAPITAL OUTLAY		1972 Taxes Cancelled, Abated or Adjusted	64,015.70
Environmental Inspection & Control	6,360.00	Public Enterprises		Transfer to Tax Title Liens or Foreclosed	259.63
Other Public Safety		Recreation—Culture		Balance Outstanding Dec. 31, 1972	163,695.06
PUBLIC WORKS		Public Works		PRIOR YEARS TAXES OUTSTANDING	
Streets and Drainage	407,300.00	Buildings and Grounds		Balance January 1, 1972	361,185.20
Sewers and Sewage Processing	142,900.00	Library and Education		Collected in 1972	27,534.81
Garbage and Trash Disposal	101,000.00	Conservation		Cancelled, Abated or Adjusted 1972	168,404.29
Public Buildings and Grounds	111,150.00	All Other		Transfers to Tax Title Liens or Foreclosed	
Other Public Works		CAPITAL DEBT AUTHORIZED, DECEMBER 31, 1972		Balance December 31, 1972	165,246.10
HEALTH and WELFARE		ISSUED AND UNISSUED		TAX TITLE LIENS OUTSTANDING	
Health Services Except Environmental	91,425.00	SCHOOL		Balance January 1, 1972	2,094.29
Welfare-Public Assistance	45,150.00	Self-liquidating		Transfers From Taxes	259.63
Hospitals, Clinics, First Aid		Other		Redeemed in 1972	
Animal, Insect, & Rodent Control	3,000.00	Total		Cancelled, Abated or Adjusted (1972)	
Other Welfare Services		ISSUED AND OUTSTANDING		Transfers to Foreclosed Property	
RECREATION and CONSERVATION		SCHOOL		Balance December 31, 1972	2,353.92
Beaches and Boardwalks		Self-Liquidating		PROPERTY ACQUIRED BY DEED OR	
Parks, Playgrounds, Shade Trees	89,000.00	Other		FORECLOSURE	
Land Reclamation & Conservation		Total		Balance January 1, 1972	66,400.00
Other Recreational Services	31,625.00	EQUALIZED VALUATION BASIS		Transfers From Taxes or Liens	
EDUCATION (excluding schools)		FOR NET DEBT COMPUTATION		Sale for Cash (1972)	
Libraries	80,225.00	REAL PROPERTY VALUATIONS		Cancelled, Abated or Adjusted (1972)	
Other Educational Services		Code Class # of Parcels % VAL'N		Balance December 31, 1972	66,400.00
STATUTORY EXPENDITURES		ASSESSED VALUATION		CURRENT FINANCES DECEMBER 31, 1972	
Pensions & F. I. C. A.	342,500.00	1 Vacant Land 130 1.67		ASSETS	
Employee Fringe Benefits	112,000.00	2 Residential 1480 25.81		Cash Dec. 31, 1972	916,784.28
Other Statutory Expenditures		3 Farm		Taxes Receivable	328,941.16
MUNICIPAL FUNCTIONS		4a Commercial 350 11.46		Tax Title Liens	2,353.92
CAPITAL IMPROVEMENTS	70,000.00	4b Industrial 93 53.56		Foreclosed Property	66,400.00
DEBT SERVICE		4c Apartments 70 3.49		Emergencies & Other Deferred Charges	140,865.00
Principal Payments	175,000.00	2123 Total		State Aid Receivable	66,686.00
Interest Payments	133,641.00	Land Area 1.20 Sq. Miles		Other Receivables	9,461.30
TYPE I SCHL DEBT *MEMC	168,995.00	Net Valuation Taxable-Municipal		Total	1,531,491.66
DEFERRED CHARGES	30,000.00	Net Valuation Taxable-County		LIABILITIES, RESERVES, AND SURPLUS	
SCHOOL, COUNTY, SPECIAL DISTRICT TAXES	3,235,021.19	State Equalization Ratio		Cash Liabilities	695,773.70
RESERVE FOR UNCOLLECTED TAXES	261,426.03			Reserves for Receivables	407,156.38
EMERGENCY EMPLOYMENT ACT OF 1971	50,491.12			Surplus Dec. 31,	428,561.58
EXPENDITURES	7,528,904.34			Total	1,531,491.66

1971/3000

* ABOVE DEBT SERVICE INCLUDES TYPE I SCHOOL DEBT

0808

Population 1970 2,661
 Population 1972 2,755
 S & P Rating
 Moody Rating

General Tax Rate Per \$100. 6.08
 State Equalized Tax Rate 3.63

HARRISON TOWNSHIP — GLOUCESTER COUNTY
 Form of Government:
 Township Committee
 Number of Members on Governing Body 3

PER CAPITA:
 Gross Debt 464.18
 Net Debt 205.44
 Debt Service 11.87
 Total Tax Levy 276.98
 Municipal Expenditures 125.48

PER CENT:
 Gross Debt 6.86
 Net Debt 3.04
 Tax Levy Collected 83.85
 Tax Levy Cancelled, Abated or Adjusted

EXPENDITURES		REVENUES-REALIZED		1972 PROPERTY TAX	
GENERAL GOVERNMENT				STATE EQUALIZED TAX RATE	
Governing Body & Public Boards		1972 Property Taxes Collected		Local District School Taxes 1.62	342,472.50
Municipal Clerk	4,225.00	1972 Payments in Lieu of Taxes		Regional & Consolidated School Tax 1.25	272,926.64
Financial Administration	14,135.00	Delinquent Tax & Lien Collections		School Taxes in Municipal Budget	
Assessment of Taxes	5,405.00	Business Personalty Replacement Taxes		County Taxes .57	120,558.88
Collection of Taxes	6,615.00	Taxes from Public Utilities		County Library Taxes	
Planning, Housing & Development		Other Miscellaneous Tax Revenues		Local Municipal Purpose Taxes .07	15,001.44
Human Resources	1,075.00	State Aid Revenues		Veteran & Senior Citizen Taxes .08	15,870.00
Elections	18,207.00	Federal Aid Revenues		Total Taxes for Rate Computation 3.63	766,869.46
General Administration (other)		State and Local Fiscal Assistance Act Utilized		Special District Taxes	4,000.00
JUDICIARY	3,775.00	Sale of Acquired Property		Bank Stock Taxes	2,116.18
Municipal Courts		Other Miscellaneous Revenues		Added and Omitted Taxes	5,574.25
PUBLIC SAFETY		Other Revenues, Revenue Sharing Tax Effort		Total Taxes Levied - ABSTRACT	763,069.89
Fire Protection	10,000.00	Prior Years Surplus Appropriated		Total Taxes Billed	763,069.89
Police Protection	21,650.00	REVENUES TOTAL		1972 TAXES COLLECTED	640,140.37
Civil Defense & Disaster Control	1,275.00	CAPITAL OUTLAY TOTAL		1972 Taxes Cancelled, Abated or Adjusted	
Environmental Inspection & Control	500.00	Public Enterprises		Transfer to Tax Title Liens or Foreclosed	
Other Public Safety		Recreation—Culture		Balance Outstanding Dec. 31, 1972	116,949.52
PUBLIC WORKS	33,250.00	Public Works		PRIOR YEARS TAXES OUTSTANDING	
Streets and Drainage	25,435.00	Buildings and Grounds		Balance January 1, 1972	55,198.37
Sewers and Sewage Processing	20,200.00	Library and Education		Collected in 1972	75,821.46
Garbage and Trash Disposal	7,535.00	Conservation		Cancelled, Abated or Adjusted 1972	
Other Public Works		All Other		Transfers to Tax Title Liens or Foreclosed	
HEALTH and WELFARE	4,825.00	CAPITAL DEBT AUTHORIZED, DECEMBER 31, 1972		Balance December 31, 1972	23,376.91
Health Services Except Environmental	1,910.00	ISSUED AND UNISSUED		TAX TITLE LIENS OUTSTANDING	
Welfare-Public Assistance	150.00	SCHOOL		Balance January 1, 1972	21,575.19
Hospitals, Clinics, First Aid		Self-liquidating		Transfers From Taxes	
Animal, Insect, & Rodent Control		Other		Redeemed in 1972	3,402.84
Other Welfare Services		Total		Cancelled, Abated or Adjusted (1972)	
RECREATION and CONSERVATION	1,000.00	ISSUED AND OUTSTANDING		Transfers to Foreclosed Property	
Beaches and Boardwalks		SCHOOL		Balance December 31, 1972	18,172.35
Parks, Playgrounds, Shade Trees		Self-liquidating		PROPERTY ACQUIRED BY DEED OR FORECLOSURE	
Land Reclamation & Conservation		Other		Balance January 1, 1972	
Other Recreational Services		Total		Transfers From Taxes or Liens	
EDUCATION (excluding schools)		EQUALIZED VALUATION BASIS		Sale for Cash (1972)	
Libraries		FOR NET DEBT COMPUTATION		Cancelled, Abated or Adjusted (1972)	
Other Educational Services		REAL PROPERTY VALUATIONS		Balance December 31, 1972	
STATUTORY EXPENDITURES	4,224.00	Code Class # of Parcels % VAL'N		CURRENT FINANCES DECEMBER 31, 1972	
Pensions & F. I. C. A.		ASSESSED VALUATION		ASSETS	
Employee Fringe Benefits		1 Vacant Land 124 1.28		Cash Dec. 31, 1972	286,288.63
Other Statutory Expenditures		2 Residential 576 54.81		Taxes Receivable	140,326.43
MUNICIPAL FUNCTIONS	185,591.00	3 Farm 416 35.49		Tax Title Liens	18,172.35
CAPITAL IMPROVEMENTS	100.00	4a Commercial 47 8.42		Foreclosed Property	
DEBT SERVICE		4b Industrial		Emergencies & Other Deferred Charges	500.00
Principal Payments	8,000.00	4c Apartments		State Aid Receivable	38,475.10
Interest Payments	24,700.00	Total		Other Receivables	4,275.26
DEFERRED CHARGES	17,528.00	Land Area 15.08 Sq. Miles		Total	486,037.77
SCHOOL, COUNTY, SPECIAL DISTRICT TAXES	739,598.02	Net Valuation Taxable-Municipal		LIABILITIES, RESERVES, AND SURPLUS	
RESERVE FOR UNCOLLECTED TAXES	109,468.47	Net Valuation Taxable-County		Cash Liabilities	48,590.08
EMERGENCY EMPLOYMENT ACT OF 1971		State Equalization Ratio		Reserves for Receivables	162,774.04
EXPENDITURES TOTAL	1,085,655.49			Surplus Dec. 31,	276,273.65
				Total	486,037.77

1509

Population 1970 314
 Population 1972 455
 S & P Rating
 Moody Rating

General Tax Rate Per \$100. 2.61
 State Equalized Tax Rate 1.54

HARVEY CEDARS BOROUGH — OCEAN COUNTY

Form of Government:

Commission (1911)

Number of Members on Governing Body 3

PER CAPITA:

Gross Debt 1,889.77
 Net Debt 511.64
 Debt Service 62.86
 Total Tax Levy 1,297.04
 Municipal Expenditures 802.86

PER CENT:

Gross Debt 3.47
 Net Debt .94
 Tax Levy Collected 112.77
 Tax Levy Cancelled, Abated or Adjusted

EXPENDITURES		REVENUES-REALIZED		1972 PROPERTY TAX	
GENERAL GOVERNMENT		1972 Property Taxes Collected		STATE EQUALIZED TAX RATE	
Governing Body & Public Boards			564,033.01	Local District School Taxes	.27 81,970.35
Municipal Clerk		1972 Payments in Lieu of Taxes	13,237.33	Regional & Consolidated School Tax	.46 137,644.82
Financial Administration	10,600.00	Delinquent Tax & Lien Collections	1,426.73	School Taxes in Municipal Budget	
Assessment of Taxes	8,450.00	Business Personalty Replacement Taxes	24,793.16	County Taxes	.44 132,046.83
Collection of Taxes	1,480.00	Taxes from Public Utilities		County Library Taxes	.02 5,592.36
Planning, Housing & Development		Other Miscellaneous Tax Revenues		Local Municipal Purpose Taxes	.73 219,100.21
Human Resources		State Aid Revenues	4,248.43	Veteran & Senior Citizen Taxes	.01 4,080.00
Elections	600.00	Federal Aid Revenues		Total Taxes for Rate Computation	1.93 580,434.61
General Administration (other)	31,820.00	State and Local Fiscal Assistance Act Utilized		Special District Taxes	
JUDICIARY		Sale of Acquired Property	32,764.84	Bank Stock Taxes	359.79
Municipal Courts	2,450.00	Other Miscellaneous Revenues	5,259.51	Added and Omitted Taxes	13,398.63
PUBLIC SAFETY		Other Revenues, Revenue Sharing Tax Effort	645,763.01	Total Taxes Levied - ABSTRACT	590,153.03
Fire Protection	6,500.00	Prior Years Surplus Appropriated	80,000.00	Total Taxes Billed	500,153.03
Police Protection	57,800.00	REVENUES TOTAL	725,763.01	1972 TAXES COLLECTED	564,033.01
Civil Defense & Disaster Control	1,000.00	CAPITAL OUTLAY TOTAL	71,875.51	1972 Taxes Cancelled, Abated or Adjusted	
Environmental Inspection & Control	3,150.00	Public Enterprises	1,604.03	Transfer to Tax Title Liens or Foreclosed	
Other Public Safety		Recreation—Culture		Balance Outstanding Dec. 31, 1972	26,120.02
PUBLIC WORKS		Public Works	70,271.48	PRIOR YEARS TAXES OUTSTANDING	
Streets and Drainage	64,300.00	Buildings and Grounds		Balance January 1, 1972	13,838.61
Sewers and Sewage Processing		Library and Education		Collected in 1972	13,237.33
Garbage and Trash Disposal	28,600.00	Conservation		Cancelled, Abated or Adjusted 1972	
Public Buildings and Grounds	11,750.00	All Other		Transfers to Tax Title Liens or Foreclosed	
Other Public Works		CAPITAL DEBT AUTHORIZED, DECEMBER 31, 1972		Balance December 31, 1972	601.28
HEALTH and WELFARE		ISSUED AND UNISSUED GROSS DEBT NET DEBT		TAX TITLE LIENS OUTSTANDING	
Health Services Except Environmental	1,200.00	School 312,846		Balance January 1, 1972	856.54
Welfare-Public Assistance		Self-Liquidating 310,000		Transfers From Taxes	
Hospitals, Clinics, First Aid	2,200.00	Other 237,000	232,798	Redeemed in 1972	
Animal, Insect, & Rodent Control	1,600.00	Total 859,846	232,798	Cancelled, Abated or Adjusted (1972)	
Other Welfare Services		ISSUED AND OUTSTANDING		Transfers to Foreclosed Property	
RECREATION and CONSERVATION		School 312,846.25		Balance December 31, 1972	856.54
Beaches and Boardwalks	50,200.00	Self-Liquidating 265,000.00		PROPERTY ACQUIRED BY DEED OR	
Parks, Playgrounds, Shade Trees		Other 234,000.00		FORECLOSURE	
Land Reclamation & Conservation		Total 811,846.25		Balance January 1, 1972	540.00
Other Recreational Services		EQUALIZED VALUATION BASIS		Transfers From Taxes or Liens	
EDUCATION (excluding schools)		FOR NET DEBT COMPUTATION	24,777,914.33	Sale for Cash (1972)	
Libraries	100.00	REAL PROPERTY VALUATIONS		Cancelled, Abated or Adjusted (1972)	
Other Educational Services		Code Class # of Parcels % VAL'N ASSESSED VALUATION		Balance December 31, 1972	540.00
STATUTORY EXPENDITURES		1 Vacant Land 320 11.10 2,452,920.00		CURRENT FINANCES DECEMBER 31, 1972	
Pensions & F. I. C. A.	10,500.00	2 Residential 774 86.02 19,007,120.00		ASSETS	
Employee Fringe Benefits	8,400.00	3 Farm 2 2.88 637,300.00		Cash Dec. 31, 1972	285,982.10
Other Statutory Expenditures		4a Commercial 26 22,097,340.00		Taxes Receivable	26,721.30
MUNICIPAL FUNCTIONS TOTAL	302,700.00	4b Industrial		Tax Title Liens	856.54
CAPITAL IMPROVEMENTS *MEMO*	14,000.00	4c Apartments 1120 Total 22,097,340.00		Foreclosed Property	540.00
DEBT SERVICE		Land Area .55 Sq. Miles		Emergencies & Other Deferred Charges	23,900.00
Principal Payments	21,000.00	Net Valuation Taxable-Municipal	22,255,046.00	State Aid Receivable	15,674.00
Interest Payments	7,600.00	Net Valuation Taxable-County	26,311,122.00	Other Receivables	2,648.64
DEFERRED CHARGES	8,000.00	State Equalization Ratio	74.48	Total	356,322.58
SCHOOL, COUNTY, SPECIAL DISTRICT TAXES	357,254.40			LIABILITIES, RESERVES, AND SURPLUS	
RESERVE FOR UNCOLLECTED TAXES	26,000.00			Cash Liabilities	213,803.21
EMERGENCY EMPLOYMENT ACT OF 1971				Reserves for Receivables	30,766.48
EXPENDITURES TOTAL	722,554.40			Surplus Dec. 31,	111,752.89
				Total	356,322.58

0225

Population 1970 **13,651**
 Population 1972 **13,685**
 S & P Rating
 Moody Rating

General Tax Rate Per \$100. **4.11**
 State Equalized Tax Rate **2.58**

HASBROUCK HEIGHTS BOROUGH — BERGEN
 COUNTY
 Form of Government:
 Borough Council
 Number of Members on Governing Body 6

PER CAPITA:
 Gross Debt **66.15**
 Net Debt **31.33**
 Debt Service **7.34**
 Total Tax Levy **269.48**
 Municipal Expenditures **112.79**
 PER CENT:
 Gross Debt **.69**
 Net Debt **.33**
 Tax Levy Collected **98.60**
 Tax Levy Cancelled, Abated or Adjusted **.29**

EXPENDITURES		REVENUES-REALIZED		1972 PROPERTY TAX	
GENERAL GOVERNMENT				STATE EQUALIZED TAX RATE 2.58	
Governing Body & Public Boards	4,000.00	1972 Property Taxes Collected		Local District School Taxes	2,159,846.60
Municipal Clerk		1972 Payments in Lieu of Taxes		Regional & Consolidated School Tax	
Financial Administration	8,000.00	Delinquent Tax & Lien Collections		School Taxes in Municipal Budget	
Assessment of Taxes	9,930.37	Business Personalty Replacement Taxes		County Taxes	512,588.81
Collection of Taxes	33,158.37	Taxes from Public Utilities		County Library Taxes	
Planning, Housing & Development		Other Miscellaneous Tax Revenues		Local Municipal Purpose Taxes	587,152.15
Human Resources		State Aid Revenues		Veteran & Senior Citizen Taxes	85,820.00
Elections	1,951.21	Federal Aid Revenues		Total Taxes for Rate Computation	3,746,407.56
General Administration (other)	133,622.80	State and Local Fiscal Assistance Act Utilized		Special District Taxes	
JUDICIARY		Sale of Acquired Property		Bank Stock Taxes	5,743.98
Municipal Courts	14,678.88	Other Miscellaneous Revenues		Added and Omitted Taxes	21,563.52
PUBLIC SAFETY		Other Revenues, Revenue Sharing Tax Effort		Total Taxes Levied - ABSTRACT	3,687,895.06
Fire Protection	51,516.62	Prior Years Surplus Appropriated		Total Taxes Billed	3,693,929.73
Police Protection	358,157.25	REVENUES TOTAL		1972 TAXES COLLECTED	3,642,247.14
Civil Defense & Disaster Control	44.77	CAPITAL OUTLAY TOTAL		1972 Taxes Cancelled, Abated or Adjusted	10,642.87
Environmental Inspection & Control	4,851.00			Transfer to Tax Title Liens or Foreclosed	526.08
Other Public Safety				Balance Outstanding Dec. 31, 1972	40,513.64
PUBLIC WORKS				PRIOR YEARS TAXES OUTSTANDING	
Streets and Drainage	235,210.65	Public Enterprises		Balance January 1, 1972	52,905.76
Sewers and Sewage Processing	13,244.54	Recreation—Culture		Collected in 1972	40,185.93
Garbage and Trash Disposal	121,337.03	Public Works		Cancelled, Abated or Adjusted 1972	505.81
Public Buildings and Grounds	31,208.28	Buildings and Grounds		Transfers to Tax Title Liens or Foreclosed	28.60
Other Public Works	14,145.20	Library and Education		Balance December 31, 1972	11,781.42
HEALTH and WELFARE		Conservation		TAX TITLE LIENS OUTSTANDING	
Health Services Except Environmental	21,937.55	All Other		Balance January 1, 1972	4,288.08
Welfare-Public Assistance	4,879.18	CAPITAL DEBT AUTHORIZED, DECEMBER 31, 1972		Transfers From Taxes	495.62
Hospitals, Clinics, First Aid		ISSUED AND UNISSUED GROSS DEBT NET DEBT		Redeemed in 1972	
Animal, Insect, & Rodent Control	1,809.14	School 476,000		Cancelled, Abated or Adjusted (1972)	
Other Welfare Services		Self-liquidating 429,265		Transfers to Foreclosed Property	
RECREATION and CONSERVATION		Other 905,265		Balance December 31, 1972	4,783.70
Beaches and Boardwalks		Total 428,749		PROPERTY ACQUIRED BY DEED OR FORECLOSURE	
Parks, Playgrounds, Shade Trees	36,138.59	ISSUED AND OUTSTANDING		Balance January 1, 1972	213,430.00
Land Reclamation & Conservation		School 476,000.00		Transfers From Taxes or Liens	
Other Recreational Services	21,580.01	Self-Liquidating 342,250.00		Sale for Cash (1972)	
EDUCATION (excluding schools)		Other 818,250.00		Cancelled, Abated or Adjusted (1972)	
Libraries	45,467.17	Total		Balance December 31, 1972	213,430.00
Other Educational Services		EQUALIZED VALUATION BASIS		CURRENT FINANCES DECEMBER 31, 1972	
STATUTORY EXPENDITURES		FOR NET DEBT COMPUTATION		ASSETS	
Pensions & F. I. C. A.	88,951.24	REAL PROPERTY VALUATIONS		Cash Dec. 31, 1972	271,681.66
Employee Fringe Benefits	23,988.06	Code Class # of Parcels % VAL'N ASSESSED VALUATION		Taxes Receivable	52,295.06
Other Statutory Expenditures		1 Vacant Land 262 1.96 1,774,850.00		Tax Title Liens	4,783.70
MUNICIPAL FUNCTIONS TOTAL	1,319,853.19	2 Residential 3226 81.70 74,126,240.00		Foreclosed Property	213,430.00
CAPITAL IMPROVEMENTS *MEMO*	22,797.38	3 Farm 5.95 5,398,300.00		Emergencies & Other Deferred Charges	21,148.03
DEBT SERVICE		4a Commercial 117 2.53 2,299,700.00		State Aid Receivable	3,573.88
Principal Payments	82,000.00	4b Industrial 23 7.86 7,126,550.00		Other Receivables	2,297.56
Interest Payments	18,500.02	4c Apartments 3646 Total 90,725,640.00		Total	669,209.89
DEFERRED CHARGES	13,987.37	Land Area 1.50 Sq. Miles		LIABILITIES, RESERVES, AND SURPLUS	
SCHOOL, COUNTY, SPECIAL DISTRICT TAXES	2,673,435.41	Net Valuation Taxable-Municipal		Cash Liabilities	119,489.52
RESERVE FOR UNCOLLECTED TAXES	61,479.67	Net Valuation Taxable-County		Reserves for Receivables	272,806.32
EMERGENCY EMPLOYMENT ACT OF 1971	47,748.46	State Equalization Ratio		Surplus Dec. 31,	176,514.05
EXPENDITURES TOTAL	4,217,004.12			Total	669,209.89

0226

Population 1970 3,760
 Population 1972 3,770
 S & P Rating
 Moody Rating

General Tax Rate Per \$100. 4.60
 State Equalized Tax Rate 3.61

HAWORTH BOROUGH — BERGEN COUNTY
 Form of Government:
 Borough Council
 Number of Members on Governing Body 6

PER CAPITA:
 Gross Debt 627.51
 Net Debt 467.12
 Debt Service 6.76
 Total Tax Levy 533.37
 Municipal Expenditures 188.24

PER CENT:
 Gross Debt 4.49
 Net Debt 3.34
 Tax Levy Collected 95.20
 Tax Levy Cancelled, Abated or Adjusted .36

EXPENDITURES		REVENUES-REALIZED		1972 PROPERTY TAX	
GENERAL GOVERNMENT				STATE EQUALIZED TAX RATE	
Governing Body & Public Boards		1972 Property Taxes Collected	1,914,232.55	Local District School Taxes 1.34	746,780.25
Municipal Clerk		1972 Payments in Lieu of Taxes		Regional & Consolidated School Tax 1.00	556,939.97
Financial Administration	5,592.00	Delinquent Tax & Lien Collections	46,417.11	School Taxes in Municipal Budget	
Assessment of Taxes	4,845.00	Business Personalty Replacement Taxes	4,594.55	County Taxes .37	205,091.54
Collection of Taxes	5,450.00	Taxes from Public Utilities	152,393.35	County Library Taxes	
Planning, Housing & Development	1,733.00	Other Miscellaneous Tax Revenues		Local Municipal Purpose Taxes .88	485,896.02
Human Resources		State Aid Revenues	15,862.20	Veteran & Senior Citizen Taxes .04	21,170.00
Elections	567.50	Federal Aid Revenues		Total Taxes for Rate Computation 3.63	2,019,877.78
General Administration (other)	51,906.00	State and Local Fiscal Assistance Act Utilized		Special District Taxes	
JUDICIARY		Sale of Acquired Property	6,000.00	Bank Stock Taxes	1,287.13
Municipal Courts	3,649.00	Other Miscellaneous Revenues	18,735.06	Added and Omitted Taxes	10,797.72
PUBLIC SAFETY		Other Revenues, Revenue Sharing Tax Effort	16,934.50	Total Taxes Levied - ABSTRACT	2,010,792.63
Fire Protection	25,566.00	Total	2,175,169.32	Total Taxes Billed	2,010,792.63
Police Protection	169,574.90	Prior Years Surplus Appropriated		1972 TAXES COLLECTED	1,514,232.55
Civil Defense & Disaster Control	450.00	REVENUES TOTAL	2,175,169.32	1972 Taxes Cancelled, Abated or Adjusted	7,283.90
Environmental Inspection & Control	2,195.00	CAPITAL OUTLAY TOTAL	580,029.61	Transfer to Tax Title Liens or Foreclosed	1,945.80
Other Public Safety				Balance Outstanding Dec. 31, 1972	87,330.38
PUBLIC WORKS				PRIOR YEARS TAXES OUTSTANDING	
Streets and Drainage	82,238.00	Public Enterprises	552,148.38	Balance January 1, 1972	153,951.06
Sewers and Sewage Processing		Recreation—Culture	496.11	Collected in 1972	40,641.37
Garbage and Trash Disposal	63,300.00	Public Works	25,330.05	Cancelled, Abated or Adjusted 1972	350.91
Public Buildings and Grounds	8,454.00	Buildings and Grounds	2,055.07	Transfers to Tax Title Liens or Foreclosed	
Other Public Works	500.00	Library and Education		Balance December 31, 1972	112,918.78
HEALTH and WELFARE		Conservation		TAX TITLE LIENS OUTSTANDING	
Health Services Except Environmental	6,869.00	All Other		Balance January 1, 1972	16,151.26
Welfare-Public Assistance	310.00			Transfers From Taxes	1,945.80
Hospitals, Clinics, First Aid				Redeemed in 1972	5,775.74
Animal, Insect, & Rodent Control				Cancelled, Abated or Adjusted (1972)	
Other Welfare Services				Transfers to Foreclosed Property	
RECREATION and CONSERVATION				Balance December 31, 1972	12,321.32
Beaches and Boardwalks				PROPERTY ACQUIRED BY DEED OR	
Parks, Playgrounds, Shade Trees	42,479.00			FORECLOSURE	
Land Reclamation & Conservation				Balance January 1, 1972	122,131.00
Other Recreational Services	9,905.00			Transfers From Taxes or Liens	
EDUCATION (excluding schools)				Sale for Cash (1972)	6,000.00
Libraries	19,230.00			Cancelled, Abated or Adjusted (1972)	18,000.00
Other Educational Services				Balance December 31, 1972	98,131.00
STATUTORY EXPENDITURES				CURRENT FINANCES DECEMBER 31, 1972	
Pensions & F. I. C. A.	23,474.00			ASSETS	
Employee Fringe Benefits	3,725.00			Cash Dec. 31, 1972	166,266.67
Other Statutory Expenditures				Taxes Receivable	200,249.16
MUNICIPAL FUNCTIONS TOTAL	532,412.40			Tax Title Liens	12,321.32
CAPITAL IMPROVEMENTS *MEMO*	5,500.00			Foreclosed Property	98,131.00
DEBT SERVICE				Emergencies & Other Deferred Charges	61,755.08
Principal Payments	12,050.00			State Aid Receivable	8,235.00
Interest Payments	13,425.00			Other Receivables	23,430.51
				Total	570,388.74
DEFERRED CHARGES	31,534.32			LIABILITIES, RESERVES, AND SURPLUS	
SCHOOL, COUNTY, SPECIAL DISTRICT TAXES	1,508,811.76			Cash Liabilities	104,730.37
RESERVE FOR UNCOLLECTED TAXES	120,233.00			Reserves for Receivables	234,131.99
EMERGENCY EMPLOYMENT ACT OF 1971				Surplus Dec. 31,	131,526.38
EXPENDITURES TOTAL	2,218,466.48			Total	570,388.74

1604

Population 1970 19,173
 Population 1972 19,295
 S & P Rating
 Moody Rating

General Tax Rate Per \$100. 2.84
 State Equalized Tax Rate 2.71

HAWTHORNE BOROUGH — PASSAIC COUNTY
 Form of Government:
 Commission (1911)
 Number of Members on Governing Body 3

PER CAPITA:
 Gross Debt 237.23
 Net Debt 8.51
 Debt Service .26
 Total Tax Levy 311.65
 Municipal Expenditures 102.77

PER CENT:
 Gross Debt 2.26
 Net Debt .08
 Tax Levy Collected 97.24
 Tax Levy Cancelled, Abated or Adjusted .47

EXPENDITURES		REVENUES-REALIZED		1972 PROPERTY TAX	
GENERAL GOVERNMENT				STATE EQUALIZED TAX RATE 1.64	
Governing Body & Public Boards	27,100.00	1972 Property Taxes Collected	5,862,112.21	Local District School Taxes	3,703,658.94
Municipal Clerk	11,100.00	1972 Payments in Lieu of Taxes		Regional & Consolidated School Tax	
Financial Administration	23,500.00	Delinquent Tax & Lien Collections	114,731.82	School Taxes in Municipal Budget	
Assessment of Taxes	42,425.00	Business Personalty Replacement Taxes	188,023.55	County Taxes	1,501,226.07
Collection of Taxes	14,145.00	Taxes from Public Utilities	306,768.94	County Library Taxes	
Planning, Housing & Development		Other Miscellaneous Tax Revenues		Local Municipal Purpose Taxes	776,158.36
Human Resources	5,500.00	State Aid Revenues	79,919.25	Veteran & Senior Citizen Taxes	121,590.00
Elections	55,626.66	Federal Aid Revenues	21,938.56	Total Taxes for Rate Computation	6,103,033.37
General Administration (other)		State and Local Fiscal Assistance Act Utilized		Special District Taxes	
JUDICIARY	14,560.00	Sale of Acquired Property		Bank Stock Taxes	12,026.87
Municipal Courts		Other Miscellaneous Revenues	157,833.89	Added and Omitted Taxes	20,226.94
PUBLIC SAFETY	64,525.00	Other Revenues, Revenue Sharing Tax Effort	44,391.33	Total Taxes Levied - ABSTRACT	6,013,297.18
Fire Protection	336,325.00	Total	6,775,719.55	Total Taxes Billed	6,028,715.83
Police Protection	3,720.00	Prior Years Surplus Appropriated	525,000.00	1972 TAXES COLLECTED	5,862,112.21
Civil Defense & Disaster Control	14,900.00	REVENUES TOTAL	7,300,719.55	1972 Taxes Cancelled, Abated or Adjusted	28,223.80
Environmental Inspection & Control		CAPITAL OUTLAY TOTAL	124,740.33	Transfer to Tax Title Liens or Foreclosed	2,135.68
Other Public Safety				Balance Outstanding Dec. 31, 1972	126,244.14
PUBLIC WORKS	158,430.00	Public Enterprises		PRIOR YEARS TAXES OUTSTANDING	
Streets and Drainage	110,700.00	Recreation—Culture		Balance January 1, 1972	107,277.99
Sewers and Sewage Processing	200,000.00	Public Works	124,218.31	Collected in 1972	103,830.47
Garbage and Trash Disposal	20,504.52	Buildings and Grounds	522.02	Cancelled, Abated or Adjusted 1972	3,547.52
Public Buildings and Grounds	8,650.08	Library and Education		Transfers to Tax Title Liens or Foreclosed	
Other Public Works		Conservation		Balance December 31, 1972	
HEALTH and WELFARE	49,555.00	All Other		TAX TITLE LIENS OUTSTANDING	
Health Services Except Environmental	2,880.00			Balance January 1, 1972	19,051.11
Welfare-Public Assistance				Transfers From Taxes	2,135.68
Hospitals, Clinics, First Aid				Redeemed in 1972	10,901.35
Animal, Insect, & Rodent Control				Cancelled, Abated or Adjusted (1972)	
Other Welfare Services	2,150.00			Transfers to Foreclosed Property	
RECREATION and CONSERVATION	10,875.00			Balance December 31, 1972	10,285.44
Beaches and Boardwalks				PROPERTY ACQUIRED BY DEED OR FORECLOSURE	
Parks, Playgrounds, Shade Trees				Balance January 1, 1972	28,055.00
Land Reclamation & Conservation				Transfers From Taxes or Liens	
Other Recreational Services	71,286.00			Sale for Cash (1972)	
EDUCATION (excluding schools)	67,000.00			Cancelled, Abated or Adjusted (1972)	
Libraries				Balance December 31, 1972	28,055.00
Other Educational Services				CURRENT FINANCES DECEMBER 31, 1972	
STATUTORY EXPENDITURES	92,378.34			ASSETS	
Pensions & F. I. C. A.	41,000.00			Cash Dec. 31, 1972	1,497,880.50
Employee Fringe Benefits				Taxes Receivable	136,244.14
Other Statutory Expenditures				Tax Title Liens	10,285.44
MUNICIPAL FUNCTIONS	1,450,076.00			Foreclosed Property	28,055.00
CAPITAL IMPROVEMENTS	300,000.00			Emergencies & Other Deferred Charges	
DEBT SERVICE				State Aid Receivable	33,404.35
Principal Payments	5,000.00			Other Receivables	
Interest Payments				Total	1,705,869.43
DEFERRED CHARGES	10,000.00			LIABILITIES, RESERVES, AND SURPLUS	
SCHOOL, COUNTY, SPECIAL DISTRICT TAXES	5,204,885.01			Cash Liabilities	391,375.92
RESERVE FOR UNCOLLECTED TAXES	456,888.21			Reserves for Receivables	174,584.58
EMERGENCY EMPLOYMENT ACT OF 1971	20,553.00			Surplus Dec. 31,	1,139,508.93
EXPENDITURES TOTAL	7,187,802.32			Total	1,705,869.43

1339

Population 1970 22,239
 Population 1972 22,770
 S & P Rating B B B
 Moody Rating B A

General Tax Rate Per \$100. 5.09
 State Equalized Tax Rate 3.88

HAZLET TOWNSHIP — MONMOUTH COUNTY

Form of Government:

Township Committee

Number of Members on Governing Body 5

PER CAPITA:

Gross Debt 379.17
 Net Debt 24.28
 Debt Service 1.15
 Total Tax Levy 262.40
 Municipal Expenditures 76.88

PER CENT:

Gross Debt 6.42
 Net Debt .41
 Tax Levy Collected 97.07
 Tax Levy Cancelled, Abated or Adjusted .02

EXPENDITURES		REVENUES-REALIZED		1972 PROPERTY TAX	
GENERAL GOVERNMENT		1972 Property Taxes Collected		STATE EQUALIZED TAX RATE	
Governing Body & Public Boards		5,799,718.62		Local District School Taxes	2.70
Municipal Clerk				Regional & Consolidated School Tax	
Financial Administration	11,500.00	1972 Payments in Lieu of Taxes		School Taxes in Municipal Budget	
Assessment of Taxes	23,475.00	Delinquent Tax & Lien Collections		County Taxes	.61
Collection of Taxes	37,801.67	Business Personalty Replacement Taxes		County Library Taxes	.02
Planning, Housing & Development	17,225.00	Taxes from Public Utilities		Local Municipal Purpose Taxes	.49
Human Resources		Other Miscellaneous Tax Revenues		Veteran & Senior Citizen Taxes	.07
Elections		State Aid Revenues		Total Taxes for Rate Computation	3.89
General Administration (other)	328,576.70	Federal Aid Revenues		Special District Taxes	
JUDICIARY		State and Local Fiscal Assistance Act Utilized		Bank Stock Taxes	2,546.81
Municipal Courts	19,375.00	Sale of Acquired Property		Added and Omitted Taxes	42,784.31
PUBLIC SAFETY		Other Miscellaneous Revenues		Total Taxes Levied - ABSTRACT	5,574,794.37
Fire Protection	142,910.00	Other Revenues, Revenue Sharing Tax Effort		Total Taxes Billed	5,574,794.37
Police Protection	368,003.95	Prior Years Surplus Appropriated		1972 TAXES COLLECTED	5,799,718.62
Civil Defense & Disaster Control	7,500.00	REVENUES TOTAL		1972 Taxes Cancelled, Abated or Adjusted	1,200.00
Environmental Inspection & Control	5,800.00	CAPITAL OUTLAY TOTAL		Transfer to Tax Title Liens or Foreclosed	
Other Public Safety		182,046.07		Balance Outstanding Dec. 31, 1972	173,875.75
PUBLIC WORKS		Public Enterprises		PRIOR YEARS TAXES OUTSTANDING	
Streets and Drainage	338,085.00	Recreation—Culture		Balance January 1, 1972	150,535.54
Sewers and Sewage Processing	4,400.00	Public Works		Collected in 1972	146,195.85
Garbage and Trash Disposal		Buildings and Grounds		Cancelled, Abated or Adjusted 1972	
Public Buildings and Grounds	21,400.00	Library and Education		Transfers to Tax Title Liens or Foreclosed	
Other Public Works		Conservation		Balance December 31, 1972	4,340.09
HEALTH and WELFARE		All Other		TAX TITLE LIENS OUTSTANDING	
Health Services Except Environmental	27,640.00	CAPITAL DEBT AUTHORIZED, DECEMBER 31, 1972		Balance January 1, 1972	47,548.13
Welfare-Public Assistance	7,600.00	ISSUED AND UNISSUED		Transfers From Taxes	
Hospitals, Clinics, First Aid	3,000.00	GROSS DEBT		Redeemed in 1972	5,801.27
Animal, Insect, & Rodent Control		NET DEBT		Cancelled, Abated or Adjusted (1972)	
Other Welfare Services		SCHOOL		Transfers to Foreclosed Property	
RECREATION and CONSERVATION		Self-liquidating		Balance December 31, 1972	41,746.86
Beaches and Boardwalks		Other		PROPERTY ACQUIRED BY DEED OR	
Parks, Playgrounds, Shade Trees	2,350.00	Total		FORECLOSURE	
Land Reclamation & Conservation		ISSUED AND OUTSTANDING		Balance January 1, 1972	113,800.00
Other Recreational Services	56,500.00	SCHOOL		Transfers From Taxes or Liens	
EDUCATION (excluding schools)		Self-Liquidating		Sale for Cash (1972)	
Libraries	6,000.00	Other		Cancelled, Abated or Adjusted (1972)	
Other Educational Services		Total		Balance December 31, 1972	113,800.00
STATUTORY EXPENDITURES		EQUALIZED VALUATION BASIS		CURRENT FINANCES DECEMBER 31, 1972	
Pensions & F. I. C. A.	40,580.00	FOR NET DEBT COMPUTATION		ASSETS	
Employee Fringe Benefits		REAL PROPERTY VALUATIONS		Cash Dec. 31, 1972	913,928.83
Other Statutory Expenditures		Code Class # of Parcels % VAL'N		Taxes Receivable	178,215.84
MUNICIPAL FUNCTIONS		ASSESSSED VALUATION		Tax Title Liens	41,746.86
CAPITAL IMPROVEMENTS	1,470,122.32	1 Vacant Land 545 3.76		Foreclosed Property	113,800.00
DEBT SERVICE	25,600.00	2 Residential 4733 76.98		Emergencies & Other Deferred Charges	42,800.00
Principal Payments	10,000.00	3 Farm 22 .85		State Aid Receivable	14,867.56
Interest Payments	16,250.00	4a Commercial 173 16.55		Other Receivables	28,778.88
DEFERRED CHARGES	18,900.00	4b Industrial 5 1.85		Total	1,234,137.97
SCHOOL, COUNTY, SPECIAL DISTRICT TAXES	5,169,645.06	4c Apartments		LIABILITIES, RESERVES, AND SURPLUS	
RESERVE FOR UNCOLLECTED TAXES	179,288.00	5478 Total		Cash Liabilities	776,645.74
EMERGENCY EMPLOYMENT ACT OF 1971	56,035.35	Land Area 5.60 Sq. Miles		Reserves for Receivables	362,541.58
EXPENDITURES TOTAL	6,520,240.73	Net Valuation Taxable-Municipal		Surplus Dec. 31,	154,546.65
		Net Valuation Taxable-County		Total	1,234,137.97
		State Equalization Ratio			

PER CAPITA:		PER CENT:	
Gross Debt		Gross Debt	
Net Debt		Net Debt	
Debt Service		Tax Levy Collected	95.91
Total Tax Levy	293.54	Tax Levy Cancelled, Abated	
Municipal Expenditures	196.01	or Adjusted	.02

EXPENDITURES		REVENUES-REALIZED		1972 PROPERTY TAXES	
GENERAL GOVERNMENT				STATE EQUALIZED TAX RATE $\frac{1}{100}$	
Governing Body & Public Boards		1972 Property Taxes Collected	275,508.56	Local District School Taxes	1.85 155,573.00
Municipal Clerk		1972 Payments in Lieu of Taxes		Regional & Consolidated School Tax	
Financial Administration	1,700.00	Delinquent Tax & Lien Collections	7,473.65	School Taxes in Municipal Budget	
Assessment of Taxes	9,400.00	Business Personalty Replacement Taxes	61,257.60	County Taxes	.66 71,707.70
Collection of Taxes	3,000.00	Taxes from Public Utilities	19,299.06	County Library Taxes	
Planning, Housing & Development	2,800.00	Other Miscellaneous Tax Revenues		Local Municipal Purpose Taxes	.13 14,100.00
Human Resources		State Aid Revenues	22,062.63	Veteran & Senior Citizen Taxes	.04 4,410.00
Elections	300.00	Federal Aid Revenues	22,232.00	Total Taxes for Rate Computation	2.68 250,190.70
General Administration (other)	23,250.00	State and Local Fiscal Assistance Act Utilized		Special District Taxes	
JUDICIARY		Sale of Acquired Property		Bank Stock Taxes	
Municipal Courts	1,400.00	Other Miscellaneous Revenues	8,270.45	Added and Omitted Taxes	1,887.56
PUBLIC SAFETY		Other Revenues, Revenue Sharing Tax Effort	1,219.64	Total Taxes Levied - ABSTRACT	287,668.26
Fire Protection	7,588.00	Total	427,763.99	Total Taxes Billed	287,668.26
Police Protection	31,700.00	Prior Years Surplus Appropriated	27,394.66	1972 TAXES COLLECTED	275,508.56
Civil Defense & Disaster Control	1,100.00	REVENUES TOTAL	455,158.65	1972 Taxes Cancelled, Abated or Adjusted	52.19
Environmental Inspection & Control	750.00	CAPITAL OUTLAY TOTAL	8,769.00	Transfer to Tax Title Liens or Foreclosed	
Other Public Safety		Public Enterprises		Balance Outstanding Dec. 31, 1972	11,707.11
PUBLIC WORKS		Recreation—Culture		PRIOR YEARS TAXES OUTSTANDING	
Streets and Drainage	41,400.00	Public Works	6,000.00	Balance January 1, 1972	10,081.15
Sewers and Sewage Processing		Buildings and Grounds	2,769.00	Collected in 1972	7,473.65
Garbage and Trash Disposal	10,000.00	Library and Education		Cancelled, Abated or Adjusted 1972	47.81
Public Buildings and Grounds	1,900.00	Conservation		Transfers to Tax Title Liens or Foreclosed	
Other Public Works		All Other		Balance December 31, 1972	2,559.69
HEALTH and WELFARE		CAPITAL DEBT AUTHORIZED, DECEMBER 31, 1972		TAX TITLE LIENS OUTSTANDING	
Health Services Except Environmental	1,400.00	ISSUED AND UNISSUED		Balance January 1, 1972	1,644.78
Welfare-Public Assistance	500.00	SCHOOL		Transfers From Taxes	
Hospitals, Clinics, First Aid		Self-liquidating		Redeemed in 1972	
Animal, Insect, & Rodent Control		Other		Cancelled, Abated or Adjusted (1972)	
Other Welfare Services		Total		Transfers to Foreclosed Property	
RECREATION and CONSERVATION		ISSUED AND OUTSTANDING		Balance December 31, 1972	1,644.78
Beaches and Boardwalks		SCHOOL		PROPERTY ACQUIRED BY DEED OR	
Parks, Playgrounds, Shade Trees	400.00	Self-liquidating		FORECLOSURE	
Land Reclamation & Conservation	22,232.00	Other		Balance January 1, 1972	
Other Recreational Services	4,000.00	Total		Transfers From Taxes or Liens	
EDUCATION (excluding schools)		EQUALIZED VALUATION BASIS		Sale for Cash (1972)	
Libraries		FOR NET DEBT COMPUTATION	5,326,525.67	Cancelled, Abated or Adjusted (1972)	
Other Educational Services		REAL PROPERTY VALUATIONS		Balance December 31, 1972	
STATUTORY EXPENDITURES		Code Class # of Parcels % VAL'N		CURRENT FINANCES DECEMBER 31, 1972	
Pensions & F. I. C. A.	3,900.00	1 Vacant Land 134 3.95	136,235.00	ASSETS	
Employee Fringe Benefits		2 Residential 288 56.67	1,952,715.00	Cash Dec. 31, 1972	51,627.73
Other Statutory Expenditures		3 Farm		Taxes Receivable	14,266.80
MUNICIPAL FUNCTIONS TOTAL	176,720.00	4a Commercial 7 2.84	97,810.00	Tax Title Liens	1,644.78
CAPITAL IMPROVEMENTS *MEMO*	18,000.00	4b Industrial 40 36.54	1,258,890.00	Foreclosed Property	
DEBT SERVICE		4c Apartments		Emergencies & Other Deferred Charges	7,388.00
Principal Payments		465 Total	3,445,650.00	State Aid Receivable	40,305.14
Interest Payments		Land Area .80 Sq. Miles		Other Receivables	
DEFERRED CHARGES	2,000.00	Net Valuation Taxable-Municipal	3,477,506.00	Total	155,232.45
SCHOOL, COUNTY, SPECIAL DISTRICT TAXES	271,680.70	Net Valuation Taxable-County	13,234,208.00	LIABILITIES, RESERVES, AND SURPLUS	
RESERVE FOR UNCOLLECTED TAXES	11,372.00	State Equalization Ratio	32.25	Cash Liabilities	108,474.40
EMERGENCY EMPLOYMENT ACT OF 1971				Reserves for Receivables	16,206.72
EXPENDITURES TOTAL	463,772.70			Surplus Dec. 31,	30,551.33
				Total	155,232.45

0419

Population 1970 1,195
 Population 1972 1,285
 S & P Rating
 Moody Rating

General Tax Rate Per \$100. 3.68
 State Equalized Tax Rate 2.88

HI-NELLA BOROUGH — CAMDEN COUNTY
 Form of Government:
 Borough Council
 Number of Members on Governing Body 6

PER CAPITA:
 Gross Debt 151.36
 Net Debt 151.36
 Debt Service 8.72
 Total Tax Levy 177.13
 Municipal Expenditures 76.22

PER CENT:
 Gross Debt 2.78
 Net Debt 2.78
 Tax Levy Collected 98.33
 Tax Levy Cancelled, Abated or Adjusted

EXPENDITURES		REVENUES-REALIZED		1972 PROPERTY TAX	
GENERAL GOVERNMENT				STATE EQUALIZED TAX RATE — 1.45	
Governing Body & Public Boards		1972 Property Taxes Collected 223,512.94		Local District School Taxes	115,532.50
Municipal Clerk				Regional & Consolidated School Tax	
Financial Administration	2,350.00	1972 Payments in Lieu of Taxes 3,639.65		School Taxes in Municipal Budget	
Assessment of Taxes	1,000.00	Delinquent Tax & Lien Collections 1,209.84		County Taxes	67,477.30
Collection of Taxes	1,250.00	Business Personalty Replacement Taxes 17,776.43		County Library Taxes	2,103.38
Planning, Housing & Development	140.00	Taxes from Public Utilities		Local Municipal Purpose Taxes	41,815.03
Human Resources		Other Miscellaneous Tax Revenues		Veteran & Senior Citizen Taxes	3,900.00
Elections	444.00	State Aid Revenues 5,476.90		Total Taxes for Rate Computation	230,828.21
General Administration (other)	13,382.00	Federal Aid Revenues		Special District Taxes	
JUDICIARY		State and Local Fiscal Assistance Act Utilized		Bank Stock Taxes	684.97
Municipal Courts	1,100.00	Sale of Acquired Property		Added and Omitted Taxes	
PUBLIC SAFETY		Other Miscellaneous Revenues 25,067.61		Total Taxes Levied - ABSTRACT	227,613.18
Fire Protection	2,730.00	Other Revenues, Revenue Sharing Tax Effort 2,260.69		Total Taxes Billed	227,312.57
Police Protection	13,115.00	Total 278,944.06		1972 TAXES COLLECTED	223,512.54
Civil Defense & Disaster Control	25.00	Prior Years Surplus Appropriated 36,000.00		1972 Taxes Cancelled, Abated or Adjusted	
Environmental Inspection & Control	270.00	REVENUES TOTAL 314,944.06		Transfer to Tax Title Liens or Foreclosed	160.08
Other Public Safety		CAPITAL OUTLAY TOTAL 21,431.30		Balance Outstanding Dec. 31, 1972	3,639.55
PUBLIC WORKS				PRIOR YEARS TAXES OUTSTANDING	
Streets and Drainage	8,029.00	Public Enterprises		Balance January 1, 1972	3,743.21
Sewers and Sewage Processing	12,200.00	Recreation—Culture		Collected in 1972	3,639.65
Garbage and Trash Disposal	2,880.00	Public Works		Cancelled, Abated or Adjusted 1972	
Public Buildings and Grounds	1,900.00	Buildings and Grounds		Transfers to Tax Title Liens or Foreclosed	
Other Public Works		Library and Education		Balance December 31, 1972	103.56
HEALTH and WELFARE		Conservation		TAX TITLE LIENS OUTSTANDING	
Health Services Except Environmental	260.00	All Other		Balance January 1, 1972	1,087.19
Welfare-Public Assistance		CAPITAL DEBT AUTHORIZED, DECEMBER 31, 1972		Transfers From Taxes	160.08
Hospitals, Clinics, First Aid		ISSUED AND UNISSUED GROSS DEBT NET DEBT		Redeemed in 1972	
Animal, Insect, & Rodent Control	200.00	School		Cancelled, Abated or Adjusted (1972)	
Other Welfare Services		Self-liquidating		Transfers to Foreclosed Property	
RECREATION and CONSERVATION		Other 194,500 194,500		Balance December 31, 1972	1,247.27
Beaches and Boardwalks		Total 194,500 194,500		PROPERTY ACQUIRED BY DEED OR FORECLOSURE	
Parks, Playgrounds, Shade Trees	1,725.00	ISSUED AND OUTSTANDING		Balance January 1, 1972	950.00
Land Reclamation & Conservation		School		Transfers From Taxes or Liens	
Other Recreational Services	278.13	Self-Liquidating		Sale for Cash (1972)	
EDUCATION (excluding schools)		Other 48,000.00		Cancelled, Abated or Adjusted (1972)	
Libraries	1,075.00	Total 48,000.00		Balance December 31, 1972	950.00
Other Educational Services		EQUALIZED VALUATION BASIS		CURRENT FINANCES DECEMBER 31, 1972	
STATUTORY EXPENDITURES		FOR NET DEBT COMPUTATION 6,591,838.67		ASSETS	
Pensions & F. I. C. A.	1,050.00	REAL PROPERTY VALUATIONS		Cash Dec. 31, 1972	55,961.57
Employee Fringe Benefits		Code Class # of Parcels % VAL'N		Taxes Receivable	3,743.11
Other Statutory Expenditures		ASSESSED VALUATION		Tax Title Liens	1,247.27
MUNICIPAL FUNCTIONS TOTAL 65,403.13		1 Vacant Land 19 1.50 117,620.00		Foreclosed Property	550.00
CAPITAL IMPROVEMENTS **MEMO* 26,585.00		2 Residential 124 30.52 1,517,100.00		Emergencies & Other Deferred Charges	32,425.00
DEBT SERVICE		3 Farm 1 .30 18,850.00		State Aid Receivable	5,056.00
Principal Payments	9,000.00	4a Commercial 5 6.20 384,350.00		Other Receivables	1,611.83
Interest Payments	2,200.00	4b Industrial 2 1.83 113,300.00		Total	101,034.78
DEFERRED CHARGES	1,545.08	4c Apartments 6 58.86 3,649,550.00		LIABILITIES, RESERVES, AND SURPLUS	
SCHOOL, COUNTY, SPECIAL DISTRICT TAXES	185,113.18	Total 6,200,770.00		Cash Liabilities	37,928.21
RESERVE FOR UNCOLLECTED TAXES	19,358.42	Land Area .23 Sq. Miles		Reserves for Receivables	7,552.21
EMERGENCY EMPLOYMENT ACT OF 1971		Net Valuation Taxable-Municipal 6,262,763.00		Surplus Dec. 31,	55,554.36
EXPENDITURES TOTAL 283,059.81		Net Valuation Taxable-County 6,585,907.00		Total	101,034.78
		State Equalization Ratio 78.50			

1014

Population 1970 2,606
 Population 1972 2,675
 S & P Rating
 Moody Rating

General Tax Rate Per \$100. 4.86
 State Equalized Tax Rate 3.58

HIGH BRIDGE BOROUGH — HUNTERDON CO.
 Form of Government:
 Borough Council
 Number of Members on Governing Body 6

PER CAPITA:
 Gross Debt 654.44
 Net Debt 1.57
 Debt Service
 Total Tax Levy 340.09
 Municipal Expenditures 124.61
 PER CENT:
 Gross Debt 8.78
 Net Debt .02
 Tax Levy Collected 86.00
 Tax Levy Cancelled, Abated or Adjusted .14

EXPENDITURES		REVENUES-REALIZED		1972 PROPERTY TAX	
GENERAL GOVERNMENT				STATE EQUALIZED TAX RATE 2.97	
Governing Body & Public Boards		1972 Property Taxes Collected	783,403.12	Local District School Taxes	650,564.00
Municipal Clerk		1972 Payments in Lieu of Taxes		Regional & Consolidated School Tax	
Financial Administration	1,715.00	Delinquent Tax & Lien Collections	95,260.24	School Taxes in Municipal Budget	
Assessment of Taxes	4,300.00	Business Personalty Replacement Taxes	77,149.69	County Taxes	.44 57,161.54
Collection of Taxes	4,275.76	Taxes from Public Utilities	21,159.24	County Library Taxes	.02 4,729.07
Planning, Housing & Development	6,557.44	Other Miscellaneous Tax Revenues		Local Municipal Purpose Taxes	.47 102,300.22
Human Resources		State Aid Revenues	2,073.00	Veteran & Senior Citizen Taxes	.07 15,190.00
Elections		Federal Aid Revenues		Total Taxes for Rate Computation	3.97 865,944.83
General Administration (other)	22,316.66	State and Local Fiscal Assistance Act Utilized		Special District Taxes	
JUDICIARY		Sale of Acquired Property	32,723.78	Bank Stock Taxes	1,550.83
Municipal Courts	3,080.00	Other Miscellaneous Revenues	11,116.15	Added and Omitted Taxes	53,426.50
PUBLIC SAFETY		Other Revenues, Revenue Sharing Tax Effort	1,026,885.22	Total Taxes Levied - ABSTRACT	509,732.56
Fire Protection	14,924.32	Prior Years Surplus Appropriated	50,000.00	Total Taxes Billed	510,583.17
Police Protection	28,714.00	REVENUES TOTAL	1,076,885.22	1972 TAXES COLLECTED	783,403.12
Civil Defense & Disaster Control				1972 Taxes Cancelled, Abated or Adjusted	1,308.05
Environmental Inspection & Control	1,530.00			Transfer to Tax Title Liens or Foreclosed	10,137.96
Other Public Safety				Balance Outstanding Dec. 31, 1972	116,134.04
PUBLIC WORKS		CAPITAL OUTLAY TOTAL	6,776.45	PRIOR YEARS TAXES OUTSTANDING	
Streets and Drainage	73,007.00	Public Enterprises		Balance January 1, 1972	111,065.20
Sewers and Sewage Processing		Recreation—Culture		Collected in 1972	56,420.66
Garbage and Trash Disposal	16,355.00	Public Works	3,225.79	Cancelled, Abated or Adjusted 1972	4,253.48
Public Buildings and Grounds	7,700.00	Buildings and Grounds	3,550.66	Transfers to Tax Title Liens or Foreclosed	7,073.68
Other Public Works		Library and Education		Balance December 31, 1972	3,217.38
HEALTH and WELFARE		Conservation		TAX TITLE LIENS OUTSTANDING	
Health Services Except Environmental	500.00	All Other		Balance January 1, 1972	4,103.37
Welfare-Public Assistance	561.82			Transfers From Taxes	18,000.19
Hospitals, Clinics, First Aid				Redeemed in 1972	2,839.58
Animal, Insect, & Rodent Control	550.00			Cancelled, Abated or Adjusted (1972)	
Other Welfare Services				Transfers to Foreclosed Property	
RECREATION and CONSERVATION				Balance December 31, 1972	19,263.98
Beaches and Boardwalks				PROPERTY ACQUIRED BY DEED OR	
Parks, Playgrounds, Shade Trees				FORECLOSURE	
Land Reclamation & Conservation				Balance January 1, 1972	
Other Recreational Services	1,630.00			Transfers From Taxes or Liens	
EDUCATION (excluding schools)				Sale for Cash (1972)	
Libraries	1,460.00			Cancelled, Abated or Adjusted (1972)	
Other Educational Services				Balance December 31, 1972	
STATUTORY EXPENDITURES				CURRENT FINANCES DECEMBER 31, 1972	
Pensions & F. I. C. A.	4,785.00			ASSETS	
Employee Fringe Benefits	2,260.00			Cash Dec. 31, 1972	536,268.69
Other Statutory Expenditures				Taxes Receivable	119,351.42
MUNICIPAL FUNCTIONS TOTAL	207,022.00			Tax Title Liens	19,263.98
CAPITAL IMPROVEMENTS *MEMO*	24,100.00			Foreclosed Property	
DEBT SERVICE				Emergencies & Other Deferred Charges	3,365.45
Principal Payments				State Aid Receivable	40,719.00
Interest Payments				Other Receivables	3,539.16
DEFERRED CHARGES	11,665.90			Total	722,507.70
SCHOOL, COUNTY, SPECIAL DISTRICT TAXES	752,454.61			LIABILITIES, RESERVES, AND SURPLUS	
RESERVE FOR UNCOLLECTED TAXES	114,635.15			Cash Liabilities	358,950.17
EMERGENCY EMPLOYMENT ACT OF 1971				Reserves for Receivables	142,154.56
EXPENDITURES TOTAL	1,085,781.66			Surplus Dec. 31,	181,402.97
				Total	722,507.70

1207

Population 1970 14,385
 Population 1972 14,710
 S & P Rating A
 Moody Rating A

General Tax Rate Per \$100. 8.71
 State Equalized Tax Rate 3.57

HIGHLAND PARK BOROUGH — MIDDLESEX CO.
 Form of Government:
 Borough Council
 Number of Members on Governing Body 6

PER CAPITA:
 Gross Debt 360.66
 Net Debt 49.94
 Debt Service 3.25
 Total Tax Levy 340.27
 Municipal Expenditures 116.04

PER CENT:
 Gross Debt 4.74
 Net Debt .66
 Tax Levy Collected 97.85
 Tax Levy Cancelled, Abated or Adjusted .47

EXPENDITURES		REVENUES-REALIZED		1972 PROPERTY TAX	
GENERAL GOVERNMENT				STATE EQUALIZED TAX RATE $\frac{1}{2}$ 2.68	
Governing Body & Public Boards		1972 Property Taxes Collected		Local District School Taxes	3,281,570.00
Municipal Clerk		1972 Payments in Lieu of Taxes		Regional & Consolidated School Tax	
Financial Administration	25,880.00	Delinquent Tax & Lien Collections		School Taxes in Municipal Budget	
Assessment of Taxes	10,350.00	Business Personalty Replacement Taxes		County Taxes	627,095.47
Collection of Taxes	25,810.00	Taxes from Public Utilities		County Library Taxes	
Planning, Housing & Development	10,750.00	Other Miscellaneous Tax Revenues		Local Municipal Purpose Taxes	548,631.39
Human Resources	2,115.00	State Aid Revenues		Veteran & Senior Citizen Taxes	55,480.00
Elections	3,350.00	Federal Aid Revenues		Total Taxes for Rate Computation	5,016,780.86
General Administration (other)	106,403.00	State and Local Fiscal Assistance Act Utilized		Special District Taxes	
JUDICIARY		Sale of Acquired Property		Bank Stock Taxes	4,550.61
Municipal Courts	20,650.00	Other Miscellaneous Revenues		Added and Omitted Taxes	42,584.89
PUBLIC SAFETY		Other Revenues, Revenue Sharing Tax Effort		Total Taxes Levied - ABSTRACT	5,005,436.36
Fire Protection	78,212.00	Prior Years Surplus Appropriated		Total Taxes Billed	5,007,074.88
Police Protection	350,284.00	REVENUES TOTAL		1972 TAXES COLLECTED	4,855,366.69
Civil Defense & Disaster Control	1,625.00	CAPITAL OUTLAY TOTAL		1972 Taxes Cancelled, Abated or Adjusted	23,321.41
Environmental Inspection & Control	12,450.00			Transfer to Tax Title Liens or Foreclosed	556.01
Other Public Safety				Balance Outstanding Dec. 31, 1972	83,430.77
PUBLIC WORKS				PRIOR YEARS TAXES OUTSTANDING	
Streets and Drainage	216,142.00			Balance January 1, 1972	105,476.37
Sewers and Sewage Processing				Collected in 1972	75,563.54
Garbage and Trash Disposal	140,260.00			Cancelled, Abated or Adjusted 1972	5,378.69
Public Buildings and Grounds	43,065.00			Transfers to Tax Title Liens or Foreclosed	2,886.63
Other Public Works				Balance December 31, 1972	17,647.51
HEALTH and WELFARE				TAX TITLE LIENS OUTSTANDING	
Health Services Except Environmental	5,315.00			Balance January 1, 1972	5,540.15
Welfare-Public Assistance	5,660.00			Transfers From Taxes	4,133.91
Hospitals, Clinics, First Aid	1,000.00			Redeemed in 1972	775.26
Animal, Insect, & Rodent Control	3,600.00			Cancelled, Abated or Adjusted (1972)	
Other Welfare Services				Transfers to Foreclosed Property	
RECREATION and CONSERVATION				Balance December 31, 1972	5,254.80
Beaches and Boardwalks				PROPERTY ACQUIRED BY DEED OR	
Parks, Playgrounds, Shade Trees	43,555.00			FORECLOSURE	
Land Reclamation & Conservation	500.00			Balance January 1, 1972	34,356.20
Other Recreational Services	3,350.00			Transfers From Taxes or Liens	
EDUCATION (excluding schools)				Sale for Cash (1972)	
Libraries	68,720.00			Cancelled, Abated or Adjusted (1972)	
Other Educational Services	7,245.00			Balance December 31, 1972	34,356.20
STATUTORY EXPENDITURES				CURRENT FINANCES DECEMBER 31, 1972	
Pensions & F. I. C. A.	108,000.00			ASSETS	
Employee Fringe Benefits	40,000.00			Cash Dec. 31, 1972	745,531.03
Other Statutory Expenditures				Taxes Receivable	101,078.28
MUNICIPAL FUNCTIONS TOTAL	1,382,391.00			Tax Title Liens	5,254.80
CAPITAL IMPROVEMENTS *MCM*	8,000.00			Foreclosed Property	34,356.20
DEBT SERVICE				Emergencies & Other Deferred Charges	13,208.31
Principal Payments	35,000.00			State Aid Receivable	37,813.97
Interest Payments	12,735.50			Other Receivables	7,713.21
DEFERRED CHARGES	7,878.27			Total	548,555.80
SCHOOL, COUNTY, SPECIAL DISTRICT TAXES	4,008,665.47			LIABILITIES, RESERVES, AND SURPLUS	
RESERVE FOR UNCOLLECTED TAXES	268,569.07			Cash Liabilities	279,608.51
EMERGENCY EMPLOYMENT ACT OF 1971				Reserves for Receivables	152,442.49
EXPENDITURES TOTAL	5,715,643.51			Surplus Dec. 31,	516,544.80
				Total	548,955.80

1317

Population 1970 3,916
 Population 1972 3,995
 S & P Rating
 Moody Rating

General Tax Rate Per \$100. 5.55
 State Equalized Tax Rate 5.06

HIGHLANDS BOROUGH — MONMOUTH COUNTY
 Form of Government:
 Small Municipality Plan B (OMCL50)
 Number of Members on Governing Body 5

PER CAPITA:
 Gross Debt 176.11
 Net Debt 54.93
 Debt Service 9.33
 Total Tax Levy 297.45
 Municipal Expenditures 199.21

PER CENT:
 Gross Debt 3.21
 Net Debt 1.00
 Tax Levy Collected 85.63
 Tax Levy Cancelled, Abated or Adjusted .67

EXPENDITURES		REVENUES-REALIZED		1972 PROPERTY TAX	
GENERAL GOVERNMENT				STATE EQUALIZED TAX RATE	
Governing Body & Public Boards		1972 Property Taxes Collected	1,017,844.10	Local District School Taxes 1.26	300,546.00
Municipal Clerk		1972 Payments in Lieu of Taxes		Regional & Consolidated School Tax 1.66	354,632.17
Financial Administration	7,640.00	Delinquent Tax & Lien Collections	137,155.08	School Taxes in Municipal Budget	
Assessment of Taxes	7,600.00	Business Personalty Replacement Taxes	13,531.27	County Taxes .64	152,296.56
Collection of Taxes	15,740.00	Taxes from Public Utilities	51,565.29	County Library Taxes .02	5,781.37
Planning, Housing & Development	5,600.00	Other Miscellaneous Tax Revenues		Local Municipal Purpose Taxes 1.39	321,035.35
Human Resources		State Aid Revenues	16,980.77	Veteran & Senior Citizen Taxes .10	23,560.00
Elections	610.00	Federal Aid Revenues	64,074.43	Total Taxes for Rate Computation 5.07	1,208,851.45
General Administration (other)	52,622.61	State and Local Fiscal Assistance Act Utilized		Special District Taxes	
JUDICIARY		Sale of Acquired Property	1,050.00	Bank Stock Taxes	77.23
Municipal Courts	8,800.00	Other Miscellaneous Revenues	25,079.55	Added and Omitted Taxes	2,955.16
PUBLIC SAFETY		Other Revenues, Revenue Sharing Tax Effort	44,705.69	Total Taxes Levied - ABSTRACT	1,188,323.84
Fire Protection	5,540.00	Total	1,372,386.18	Total Taxes Billed	1,188,643.84
Police Protection	136,550.00	Prior Years Surplus Appropriated	200,000.00	1972 TAXES COLLECTED	1,017,844.10
Civil Defense & Disaster Control		REVENUES TOTAL	1,572,386.18	1972 Taxes Cancelled, Abated or Adjusted	7,905.55
Environmental Inspection & Control	5,220.00	CAPITAL OUTLAY TOTAL	14,596.57	Transfer to Tax Title Liens or Foreclosed	22,542.65
Other Public Safety				Balance Outstanding Dec. 31, 1972	140,351.54
PUBLIC WORKS				PRIOR YEARS TAXES OUTSTANDING	
Streets and Drainage	69,550.00	Public Enterprises	14,596.57	Balance January 1, 1972	152,400.34
Sewers and Sewage Processing		Recreation—Culture		Collected in 1972	127,235.13
Garbage and Trash Disposal	49,025.00	Public Works		Cancelled, Abated or Adjusted 1972	
Public Buildings and Grounds	11,000.00	Buildings and Grounds		Transfers to Tax Title Liens or Foreclosed	10,758.26
Other Public Works		Library and Education		Balance December 31, 1972	15,406.95
HEALTH and WELFARE		Conservation		TAX TITLE LIENS OUTSTANDING	
Health Services Except Environmental	7,225.00	All Other		Balance January 1, 1972	55,598.81
Welfare-Public Assistance	2,600.00			Transfers From Taxes	34,861.67
Hospitals, Clinics, First Aid				Redeemed in 1972	5,519.95
Animal, Insect, & Rodent Control				Cancelled, Abated or Adjusted (1972)	
Other Welfare Services				Transfers to Foreclosed Property	
RECREATION and CONSERVATION				Balance December 31, 1972	80,540.53
Beaches and Boardwalks	5,156.79			PROPERTY ACQUIRED BY DEED OR FORECLOSURE	
Parks, Playgrounds, Shade Trees	6,350.00			Balance January 1, 1972	7,705.00
Land Reclamation & Conservation				Transfers From Taxes or Liens	
Other Recreational Services	2,500.00			Sale for Cash (1972)	
EDUCATION (excluding schools)				Cancelled, Abated or Adjusted (1972)	
Libraries	785.00			Balance December 31, 1972	7,705.00
Other Educational Services				CURRENT FINANCES DECEMBER 31, 1972	
STATUTORY EXPENDITURES				ASSETS	
Pensions & F. I. C. A.	22,585.60			Cash Dec. 31, 1972	406,790.89
Employee Fringe Benefits	12,425.00			Taxes Receivable	155,758.49
Other Statutory Expenditures				Tax Title Liens	80,540.53
MUNICIPAL FUNCTIONS				Foreclosed Property	7,705.00
CAPITAL IMPROVEMENTS	24,100.00			Emergencies & Other Deferred Charges	8,760.00
DEBT SERVICE				State Aid Receivable	15,588.23
Principal Payments	28,280.00			Other Receivables	2,167.55
Interest Payments	8,585.00			Total	678,710.69
DEFERRED CHARGES				LIABILITIES, RESERVES, AND SURPLUS	
SCHOOL, COUNTY, SPECIAL DISTRICT TAXES	854,256.10			Cash Liabilities	158,159.01
RESERVE FOR UNCOLLECTED TAXES	236,699.46			Reserves for Receivables	247,371.57
EMERGENCY EMPLOYMENT ACT OF 1971	75,858.97			Surplus Dec. 31,	273,180.11
EXPENDITURES TOTAL	1,650,084.53			Total	678,710.69

1104

Population 1970 5,431
 Population 1972 5,560
 S & P Rating /
 Moody Rating BAA

General Tax Rate Per \$100. 4.54
 State Equalized Tax Rate 3.35

HIGHTSTOWN BOROUGH — MERCER COUNTY

Form of Government:

Borough Council

Number of Members on Governing Body 6

PER CAPITA:

Gross Debt 452.90
 Net Debt 111.87
 Debt Service 5.45
 Total Tax Levy 255.24
 Municipal Expenditures 146.25

PER CENT:

Gross Debt 7.68
 Net Debt 1.90
 Tax Levy Collected 54.45
 Tax Levy Cancelled, Abated or Adjusted 18

EXPENDITURES		REVENUES-REALIZED		1972 PROPERTY TAX	
GENERAL GOVERNMENT		1972 Property Taxes Collected		STATE EQUALIZED TAX RATE →	
Governing Body & Public Boards			1,240,075.17	Local District School Taxes	
Municipal Clerk				Regional & Consolidated School Tax	1.04 431,603.77
Financial Administration	6,200.00	1972 Payments in Lieu of Taxes	71,871.52	School Taxes in Municipal Budget	
Assessment of Taxes	17,675.00	Delinquent Tax & Lien Collections	55,433.98	County Taxes	.82 342,585.07
Collection of Taxes	3,900.00	Business Personality Replacement Taxes	73,559.60	County Library Taxes	.03 10,834.90
Planning, Housing & Development	5,200.00	Taxes from Public Utilities	2,622.10	Local Municipal Purpose Taxes	1.46 608,260.00
Human Resources	1,500.00	Other Miscellaneous Tax Revenues	25,171.27	Veteran & Senior Citizen Taxes	.05 21,390.00
Elections	700.00	State Aid Revenues	13,049.50	Total Taxes for Rate Computation	3.40 1,414,673.74
General Administration (other)	66,175.00	Federal Aid Revenues		Special District Taxes	
JUDICIARY		State and Local Fiscal Assistance Act Utilized		Bank Stock Taxes	12,245.00
Municipal Courts	10,120.00	Sale of Acquired Property	84,300.78	Added and Omitted Taxes	13,632.92
PUBLIC SAFETY		Other Miscellaneous Revenues	14,645.02	Total Taxes Levied - ABSTRACT	1,419,161.66
Fire Protection	12,664.00	Other Revenues, Revenue Sharing Tax Effort	1,684,737.34	Total Taxes Billed	1,418,150.81
Police Protection	199,653.00	Prior Years Surplus Appropriated	110,000.00	1972 TAXES COLLECTED	1,240,075.17
Civil Defense & Disaster Control	925.00	REVENUES TOTAL	1,754,737.34	1972 Taxes Cancelled, Abated or Adjusted	2,555.09
Environmental Inspection & Control	8,370.00	CAPITAL OUTLAY TOTAL	114,677.52	Transfer to Tax Title Liens or Foreclosed	6,707.51
Other Public Safety				Balance Outstanding Dec. 31, 1972	68,805.04
PUBLIC WORKS				PRIOR YEARS TAXES OUTSTANDING	
Streets and Drainage	75,402.00	Public Enterprises		Balance January 1, 1972	75,645.68
Sewers and Sewage Processing		Recreation—Culture		Collected in 1972	65,229.48
Garbage and Trash Disposal	64,654.00	Public Works	50,644.36	Cancelled, Abated or Adjusted 1972	2,324.46
Public Buildings and Grounds	21,050.00	Buildings and Grounds	64,033.16	Transfers to Tax Title Liens or Foreclosed	3,551.78
Other Public Works		Library and Education		Balance December 31, 1972	139.96
HEALTH and WELFARE		Conservation		TAX TITLE LIENS OUTSTANDING	
Health Services Except Environmental	1,500.00	All Other		Balance January 1, 1972	7,620.22
Welfare-Public Assistance	2,670.00			Transfers From Taxes	11,156.14
Hospitals, Clinics, First Aid	5,600.00			Redeemed in 1972	2,642.04
Animal, Insect, & Rodent Control				Cancelled, Abated or Adjusted (1972)	
Other Welfare Services				Transfers to Foreclosed Property	
RECREATION and CONSERVATION				Balance December 31, 1972	16,174.42
Beaches and Boardwalks				PROPERTY ACQUIRED BY DEED OR	
Parks, Playgrounds, Shade Trees	7,350.00			FORECLOSURE	
Land Reclamation & Conservation				Balance January 1, 1972	
Other Recreational Services	6,720.00			Transfers From Taxes or Liens	
EDUCATION (excluding schools)				Sale for Cash (1972)	
Libraries				Cancelled, Abated or Adjusted (1972)	
Other Educational Services				Balance December 31, 1972	
STATUTORY EXPENDITURES				CURRENT FINANCES DECEMBER 31, 1972	
Pensions & F. I. C. A.	20,309.00			ASSETS	
Employee Fringe Benefits	6,775.00			Cash Dec. 31, 1972	458,325.75
Other Statutory Expenditures				Taxes Receivable	68,545.00
MUNICIPAL FUNCTIONS TOTAL	549,352.00			Tax Title Liens	16,174.42
CAPITAL IMPROVEMENTS *MEMO*	385,000.00			Foreclosed Property	
DEBT SERVICE				Emergencies & Other Deferred Charges	27,818.00
Principal Payments	22,000.00			State Aid Receivable	26,742.20
Interest Payments	8,316.41			Other Receivables	5,283.42
DEFERRED CHARGES	102,000.00			Total	607,388.83
SCHOOL, COUNTY, SPECIAL DISTRICT TAXES	785,023.74			LIABILITIES, RESERVES, AND SURPLUS	
RESERVE FOR UNCOLLECTED TAXES	118,000.00			Cash Liabilities	56,281.56
EMERGENCY EMPLOYMENT ACT OF 1971	13,476.00			Reserves for Receivables	54,502.84
EXPENDITURES TOTAL	1,598,168.15			Surplus Dec. 31,	416,604.43
				Total	607,388.83

1810

Population 1970 **11,061**
 Population 1972 **11,565**
 S & P Rating
 Moody Rating **BAA**

General Tax Rate Per \$100. **8.58**
 State Equalized Tax Rate **3.31**

HILLSBOROUGH TOWNSHIP — SOMERSET CO.
Form of Government:
Township Council
Number of Members on Governing Body 5

PER CAPITA: **538.98**
 Gross Debt **101.97**
 Net Debt **9.31**
 Debt Service **476.78**
 Total Tax Levy **143.17**
 Municipal Expenditures

PER CENT: **4.42**
 Gross Debt **.84**
 Net Debt **.52.59**
 Tax Levy Collected
 Tax Levy Cancelled, Abated or Adjusted **.50**

EXPENDITURES		REVENUES-REALIZED		1972 PROPERTY TAX	
GENERAL GOVERNMENT				STATE EQUALIZED TAX RATE	
Governing Body & Public Boards		1972 Property Taxes Collected		Local District School Taxes	2.47
Municipal Clerk		1972 Payments in Lieu of Taxes		Regional & Consolidated School Tax	
Financial Administration	11,500.00	Delinquent Tax & Lien Collections		School Taxes in Municipal Budget	
Assessment of Taxes	2,500.00	Business Personalty Replacement Taxes		County Taxes	.43
Collection of Taxes	27,225.00	Taxes from Public Utilities		County Library Taxes	.02
Planning, Housing & Development	40,600.00	Other Miscellaneous Tax Revenues		Local Municipal Purpose Taxes	.36
Human Resources		State Aid Revenues		Veteran & Senior Citizen Taxes	.03
Elections	1,450.00	Federal Aid Revenues		Total Taxes for Rate Computation	3.31
General Administration (other)	78,900.00	State and Local Fiscal Assistance Act Utilized		Special District Taxes	
JUDICIARY		Sale of Acquired Property		Bank Stock Taxes	1,282.84
Municipal Courts	10,500.00	Other Miscellaneous Revenues		Added and Omitted Taxes	151,072.00
PUBLIC SAFETY		Other Revenues, Revenue Sharing Tax Effort		Total Taxes Levied - ABSTRACT	5,514,014.38
Fire Protection	43,480.00	Prior Years Surplus Appropriated		Total Taxes Billed	5,518,656.36
Police Protection	289,938.00	REVENUES TOTAL		1972 TAXES COLLECTED	5,109,852.68
Civil Defense & Disaster Control		CAPITAL OUTLAY TOTAL		1972 Taxes Cancelled, Abated or Adjusted	27,833.71
Environmental Inspection & Control	19,700.00			Transfer to Tax Title Liens or Foreclosed	82,365.19
Other Public Safety				Balance Outstanding Dec. 31, 1972	298,604.78
PUBLIC WORKS				PRIOR YEARS TAXES OUTSTANDING	
Streets and Drainage	274,500.00			Balance January 1, 1972	331,476.49
Sewers and Sewage Processing				Collected in 1972	290,121.76
Garbage and Trash Disposal	8,900.00			Cancelled, Abated or Adjusted 1972	
Public Buildings and Grounds	8,100.00			Transfers to Tax Title Liens or Foreclosed	25,636.53
Other Public Works				Balance December 31, 1972	15,721.20
HEALTH and WELFARE				TAX TITLE LIENS OUTSTANDING	
Health Services Except Environmental	26,800.00			Balance January 1, 1972	71,363.88
Welfare-Public Assistance	4,670.00			Transfers From Taxes	111,449.29
Hospitals, Clinics, First Aid	1,000.00			Redeemed in 1972	21,820.39
Animal, Insect, & Rodent Control	2,707.18			Cancelled, Abated or Adjusted (1972)	
Other Welfare Services				Transfers to Foreclosed Property	70,565.02
RECREATION and CONSERVATION				Balance December 31, 1972	90,427.76
Beaches and Boardwalks				PROPERTY ACQUIRED BY DEED OR FORECLOSURE	
Parks, Playgrounds, Shade Trees				Balance January 1, 1972	2,800.00
Land Reclamation & Conservation	36,465.00			Transfers From Taxes or Liens	
Other Recreational Services	15,600.00			Sale for Cash (1972)	1,700.00
EDUCATION (excluding schools)				Cancelled, Abated or Adjusted (1972)	
Libraries	17,000.00			Balance December 31, 1972	1,100.00
Other Educational Services				CURRENT FINANCES DECEMBER 31, 1972	
STATUTORY EXPENDITURES				ASSETS	
Pensions & F. I. C. A.	42,750.73			Cash Dec. 31, 1972	555,937.32
Employee Fringe Benefits	18,500.00			Taxes Receivable	314,325.38
Other Statutory Expenditures				Tax Title Liens	50,427.76
MUNICIPAL FUNCTIONS				Foreclosed Property	1,100.00
CAPITAL IMPROVEMENTS	4,000.00			Emergencies & Other Deferred Charges	24,794.91
DEBT SERVICE				State Aid Receivable	58,815.92
Principal Payments	35,000.00			Other Receivables	14,653.75
Interest Payments	72,710.00			Total	1,060,055.04
DEFERRED CHARGES				LIABILITIES, RESERVES, AND SURPLUS	
SCHOOL, COUNTY, SPECIAL DISTRICT TAXES	27,600.00			Cash Liabilities	112,201.90
RESERVE FOR UNCOLLECTED TAXES	4,777,408.50			Reserves for Receivables	420,506.89
EMERGENCY EMPLOYMENT ACT OF 1971	537,647.63			Surplus Dec. 31,	527,346.25
EXPENDITURES TOTAL	6,433,192.04			Total	1,060,055.04

0227

Population 1970 11,769
 Population 1972 11,950
 S & P Rating BBB
 Moody Rating BAA-1

General Tax Rate Per \$100. 4.74
 State Equalized Tax Rate 3.56

HILLSDALE BOROUGH — BERGEN COUNTY

Form of Government:

Borough Council

Number of Members on Governing Body 6

PER CAPITA:

Gross Debt 751.08
 Net Debt 390.07
 Debt Service 27.63
 Total Tax Levy 412.09
 Municipal Expenditures 181.61

PER CENT:

Gross Debt 7.28
 Net Debt 3.78
 Tax Levy Collected 98.25
 Tax Levy Cancelled, Abated or Adjusted .06

EXPENDITURES		REVENUES-REALIZED		1972 PROPERTY TAX	
GENERAL GOVERNMENT				STATE EQUALIZED TAX RATE 1.18	
Governing Body & Public Boards		1972 Property Taxes Collected	4,854,377.67	Local District School Taxes	1,640,630.50
Municipal Clerk		1972 Payments in Lieu of Taxes	49,679.10	Regional & Consolidated School Tax	1,312,514.53
Financial Administration	16,141.00	Delinquent Tax & Lien Collections	81,558.85	School Taxes in Municipal Budget	
Assessment of Taxes	16,950.00	Business Personalty Replacement Taxes	52,641.84	County Taxes	500,320.44
Collection of Taxes	20,173.00	Taxes from Public Utilities	248,860.38	County Library Taxes	
Planning, Housing & Development	15,831.00	Other Miscellaneous Tax Revenues		Local Municipal Purpose Taxes	1,443,377.85
Human Resources	750.00	State Aid Revenues	46,118.04	Veteran & Senior Citizen Taxes	70,640.00
Elections	2,000.00	Federal Aid Revenues	21,537.29	Total Taxes for Rate Computation	4,967,483.32
General Administration (other)	129,730.00	State and Local Fiscal Assistance Act Utilized		Special District Taxes	
JUDICIARY		Sale of Acquired Property	1,840.00	Bank Stock Taxes	10,861.22
Municipal Courts	7,650.00	Other Miscellaneous Revenues	88,521.05	Added and Omitted Taxes	33,261.89
PUBLIC SAFETY		Other Revenues, Revenue Sharing Tax Effort	27,916.31	Total Taxes Levied - ABSTRACT	4,940,966.43
Fire Protection	70,735.00	REVENUES TOTAL	5,473,049.83	Total Taxes Billed	4,940,966.43
Police Protection	355,942.00	Prior Years Surplus Appropriated	150,000.00	1972 TAXES COLLECTED	4,854,377.67
Civil Defense & Disaster Control	4,650.00			1972 Taxes Cancelled, Abated or Adjusted	2,889.07
Environmental Inspection & Control	12,169.00			Transfer to Tax Title Liens or Foreclosed	5,664.30
Other Public Safety				Balance Outstanding Dec. 31, 1972	78,035.39
PUBLIC WORKS		CAPITAL OUTLAY TOTAL	175,847.54	PRIOR YEARS TAXES OUTSTANDING	
Streets and Drainage	421,502.00	Public Enterprises		Balance January 1, 1972	51,655.65
Sewers and Sewage Processing	20,355.00	Recreation—Culture	27.73	Collected in 1972	80,234.75
Garbage and Trash Disposal	155,899.00	Public Works	27,831.75	Cancelled, Abated or Adjusted 1972	1,329.32
Public Buildings and Grounds	49,500.00	Buildings and Grounds	65,815.86	Transfers to Tax Title Liens or Foreclosed	10,091.58
Other Public Works	10,200.00	Library and Education	82,172.20	Balance December 31, 1972	
HEALTH and WELFARE		Conservation		TAX TITLE LIENS OUTSTANDING	
Health Services Except Environmental	22,350.00	All Other		Balance January 1, 1972	2,711.55
Welfare-Public Assistance	1,070.00	CAPITAL DEBT AUTHORIZED, DECEMBER 31, 1972		Transfers From Taxes	20,730.64
Hospitals, Clinics, First Aid		ISSUED AND UNISSUED GROSS DEBT NET DEBT		Redeemed in 1972	1,324.10
Animal, Insect, & Rodent Control		School 4,328,493		Cancelled, Abated or Adjusted (1972)	
Other Welfare Services		Self-Liquidating		Transfers to Foreclosed Property	
RECREATION and CONSERVATION		Other 4,676,900	4,676,900	Balance December 31, 1972	22,118.09
Beaches and Boardwalks		Total 9,005,393	4,676,900	PROPERTY ACQUIRED BY DEED OR FORECLOSURE	
Parks, Playgrounds, Shade Trees	66,785.00	ISSUED AND OUTSTANDING		Balance January 1, 1972	23,145.00
Land Reclamation & Conservation	6,555.00	School 4,151,746.07		Transfers From Taxes or Liens	
Other Recreational Services	42,150.00	Self-Liquidating		Sale for Cash (1972)	1,840.00
EDUCATION (excluding schools)		Other 3,906,000.00		Cancelled, Abated or Adjusted (1972)	
Libraries		Total 8,057,746.07		Balance December 31, 1972	21,305.00
Other Educational Services	75,850.00	EQUALIZED VALUATION BASIS FOR NET DEBT COMPUTATION	123,740,426.67	CURRENT FINANCES DECEMBER 31, 1972	
STATUTORY EXPENDITURES		REAL PROPERTY VALUATIONS		ASSETS	
Pensions & F. I. C. A.	67,421.50	Code Class # of Parcels % VAL'N		Cash Dec. 31, 1972	1,117,455.19
Employee Fringe Benefits	21,000.00	1 Vacant Land 206 1.67	1,708,000.00	Taxes Receivable	78,035.39
Other Statutory Expenditures		2 Residential 2958 90.48	92,648,100.00	Tax Title Liens	12,026.51
MUNICIPAL FUNCTIONS TOTAL	1,655,198.50	3 Farm 3 .05	51,300.00	Foreclosed Property	21,305.00
CAPITAL IMPROVEMENTS *MEMO*	52,000.00	4a Commercial 77 7.20	7,372,700.00	Emergencies & Other Deferred Charges	10,722.98
DEBT SERVICE		4b Industrial 7 .52	531,700.00	State Aid Receivable	
Principal Payments	145,000.00	4c Apartments 1 .09	88,000.00	Other Receivables	2,472.85
Interest Payments	186,273.75	3252 Total	102,395,800.00	Total	1,242,017.52
DEFERRED CHARGES	49,320.50	Land Area 2.90 Sq. Miles		LIABILITIES, RESERVES, AND SURPLUS	
SCHOOL, COUNTY, SPECIAL DISTRICT TAXES	3,453,465.47	Net Valuation Taxable-Municipal	104,830,471.00	Cash Liabilities	865,282.59
RESERVE FOR UNCOLLECTED TAXES	123,497.00	Net Valuation Taxable-County	130,693,243.00	Reserves for Receivables	113,839.75
EMERGENCY EMPLOYMENT ACT OF 1971	18,188.00	State Equalization Ratio	75.14	Surplus Dec. 31,	258,895.58
EXPENDITURES TOTAL	5,620,943.22			Total	1,242,017.92

2007

Population 1970 21,636
 Population 1972 21,695
 S & P Rating A
 Moody Rating

General Tax Rate Per \$100. 4.51
 State Equalized Tax Rate 3.04

HILLSIDE TOWNSHIP — UNION COUNTY

Form of Government:

Township Committee

Number of Members on Governing Body 5

PER CAPITA:

Gross Debt 233.15
 Net Debt 187.38
 Debt Service 2.26
 Total Tax Levy 344.89
 Municipal Expenditures 196.61

PER CENT:

Gross Debt 2.40
 Net Debt 1.93
 Tax Levy Collected 97.91
 Tax Levy Cancelled, Abated or Adjusted .08

EXPENDITURES		REVENUES-REALIZED		1972 PROPERTY TAX	
GENERAL GOVERNMENT				STATE EQUALIZED TAX RATE 1.51	
Governing Body & Public Boards		1972 Property Taxes Collected	7,332,594.57	Local District School Taxes	3,771,984.31
Municipal Clerk		1972 Payments in Lieu of Taxes	14,147.03	Regional & Consolidated School Tax	
Financial Administration	32,650.00	Delinquent Tax & Lien Collections	164,528.32	School Taxes in Municipal Budget	
Assessment of Taxes	29,770.00	Business Personalty Replacement Taxes	778,022.09	County Taxes	1,158,851.13
Collection of Taxes	28,065.00	Taxes from Public Utilities	440,485.79	County Library Taxes	
Planning, Housing & Development	15,430.00	Other Miscellaneous Tax Revenues		Local Municipal Purpose Taxes	2,516,153.46
Human Resources	24,645.00	State Aid Revenues	98,984.73	Veteran & Senior Citizen Taxes	135,040.00
Elections	2,800.00	Federal Aid Revenues	15,462.00	Total Taxes for Rate Computation	7,582,028.90
General Administration (other)	273,225.00	State and Local Fiscal Assistance Act Utilized		Special District Taxes	
JUDICIARY		Sale of Acquired Property	141,348.49	Bank Stock Taxes	11,220.54
Municipal Courts	25,280.00	Other Miscellaneous Revenues	60,481.50	Added and Omitted Taxes	24,083.80
PUBLIC SAFETY		Other Revenues, Revenue Sharing Tax Effort	9,046,054.52	Total Taxes Levied - ABSTRACT	7,482,293.24
Fire Protection	964,600.00	Total	9,046,054.52	Total Taxes Billed	7,489,236.78
Police Protection	1,038,270.00	Prior Years Surplus Appropriated	150,000.00	1972 TAXES COLLECTED	7,332,594.57
Civil Defense & Disaster Control	10,270.00	REVENUES TOTAL	9,196,054.52	1972 Taxes Cancelled, Abated or Adjusted	6,216.86
Environmental Inspection & Control	26,250.00	CAPITAL OUTLAY TOTAL	110,223.95	Transfer to Tax Title Liens or Foreclosed	12,785.64
Other Public Safety	20,100.00			Balance Outstanding Dec. 31, 1972	127,639.71
PUBLIC WORKS		Public Enterprises		PRIOR YEARS TAXES OUTSTANDING	
Streets and Drainage	235,600.00	Recreation—Culture	3,384.49	Balance January 1, 1972	180,094.46
Sewers and Sewage Processing	35,600.00	Public Works	101,128.46	Collected in 1972	180,562.04
Garbage and Trash Disposal	352,400.00	Buildings and Grounds	3,905.00	Cancelled, Abated or Adjusted 1972	
Public Buildings and Grounds	88,200.00	Library and Education	1,806.00	Transfers to Tax Title Liens or Foreclosed	10,058.69
Other Public Works		Conservation		Balance December 31, 1972	9,473.73
HEALTH and WELFARE		All Other		TAX TITLE LIENS OUTSTANDING	
Health Services Except Environmental	39,562.26			Balance January 1, 1972	6,454.50
Welfare-Public Assistance	17,220.00			Transfers From Taxes	24,468.64
Hospitals, Clinics, First Aid	23,200.00			Redeemed in 1972	3,566.28
Animal, Insect, & Rodent Control				Cancelled, Abated or Adjusted (1972)	
Other Welfare Services				Transfers to Foreclosed Property	
RECREATION and CONSERVATION				Balance December 31, 1972	26,556.86
Beaches and Boardwalks				PROPERTY ACQUIRED BY DEED OR FORECLOSURE	
Parks, Playgrounds, Shade Trees	17,090.00			Balance January 1, 1972	3,240.00
Land Reclamation & Conservation				Transfers From Taxes or Liens	
Other Recreational Services	75,200.00			Sale for Cash (1972)	
EDUCATION (excluding schools)				Cancelled, Abated or Adjusted (1972)	
Libraries	105,336.54			Balance December 31, 1972	3,240.00
Other Educational Services				CURRENT FINANCES DECEMBER 31, 1972	
STATUTORY EXPENDITURES				ASSETS	
Pensions & F. I. C. A.	310,100.00			Cash Dec. 31, 1972	462,080.39
Employee Fringe Benefits	83,100.00			Taxes Receivable	147,113.44
Other Statutory Expenditures				Tax Title Liens	26,956.86
MUNICIPAL FUNCTIONS				Foreclosed Property	3,240.00
CAPITAL IMPROVEMENTS	10,000.00			Emergencies & Other Deferred Charges	14,720.00
DEBT SERVICE				State Aid Receivable	24,762.85
Principal Payments	25,000.00			Other Receivables	5,459.74
Interest Payments	24,100.00			Total	664,333.28
DEFERRED CHARGES				LIABILITIES, RESERVES, AND SURPLUS	
SCHOOL, COUNTY, SPECIAL DISTRICT TAXES	4,930,835.44			Cash Liabilities	353,998.38
RESERVE FOR UNCOLLECTED TAXES	223,088.84			Reserves for Receivables	182,770.04
EMERGENCY EMPLOYMENT ACT OF 1971	16,100.00			Surplus Dec. 31,	147,564.86
EXPENDITURES TOTAL	9,156,198.08			Total	664,333.28

0905

Population 1970 45,380
 Population 1972 46,280
 S & P Rating BBB
 Moody Rating BAA

General Tax Rate Per \$100. 10.45
 State Equalized Tax Rate 8.36

HOBOKEN CITY — HUDSON COUNTY

Form of Government:

Mayor-Council Plan D (OMCL50)

Number of Members on Governing Body 9

PER CAPITA:
 Gross Debt 412.76
 Net Debt 104.41
 Debt Service 15.10
 Total Tax Levy 269.04
 Municipal Expenditures 278.83

PER CENT:
 Gross Debt 12.84
 Net Debt 3.25
 Tax Levy Collected 83.56
 Tax Levy Cancelled, Abated or Adjusted

EXPENDITURES		REVENUES-REALIZED		1972 PROPERTY TAX	
GENERAL GOVERNMENT				STATE EQUALIZED TAX RATE $\frac{10.45}{8.36} = 2.72$	
Governing Body & Public Boards	121,802.00	1972 Property Taxes Collected		Local District School Taxes	4,065,451.91
Municipal Clerk	52,282.00	1972 Payments in Lieu of Taxes		Regional & Consolidated School Tax	
Financial Administration	134,580.00	Delinquent Tax & Lien Collections		School Taxes in Municipal Budget	91,985.75
Assessment of Taxes	53,668.00	Business Personalty Replacement Taxes		County Taxes	2,296,920.57
Collection of Taxes	61,240.00	Taxes from Public Utilities		County Library Taxes	
Planning, Housing & Development	40,500.00	Other Miscellaneous Tax Revenues		Local Municipal Purpose Taxes	5,575,813.80
Human Resources	8,800.00	State Aid Revenues		Veteran & Senior Citizen Taxes	48,500.00
Elections	8,800.00	Federal Aid Revenues		Total Taxes for Rate Computation	12,483,072.03
General Administration (other)	446,408.00	State and Local Fiscal Assistance Act Utilized		Special District Taxes	
JUDICIARY		Sale of Acquired Property		Bank Stock Taxes	16,845.77
Municipal Courts	88,172.00	Other Miscellaneous Revenues		Added and Omitted Taxes	
PUBLIC SAFETY		Other Revenues, Revenue Sharing Tax Effort		Total Taxes Levied - ABSTRACT	12,451,017.80
Fire Protection	2,113,486.00	Prior Years Surplus Appropriated		Total Taxes Billed	12,451,017.80
Police Protection	2,072,530.16	REVENUES TOTAL		1972 TAXES COLLECTED	10,454,321.52
Civil Defense & Disaster Control	3,000.00	CAPITAL OUTLAY TOTAL		1972 Taxes Cancelled, Abated or Adjusted	
Environmental Inspection & Control	86,742.00			Transfer to Tax Title Liens or Foreclosed	
Other Public Safety	169,350.00			Balance Outstanding Dec. 31, 1972	1,556,696.28
PUBLIC WORKS				PRIOR YEARS TAXES OUTSTANDING	
Streets and Drainage	674,043.10			Balance January 1, 1972	1,455,373.75
Sewers and Sewage Processing	88,470.00			Collected in 1972	675,005.89
Garbage and Trash Disposal	438,866.00			Cancelled, Abated or Adjusted 1972	
Public Buildings and Grounds	351,228.00			Transfers to Tax Title Liens or Foreclosed	
Other Public Works	43,300.00			Balance December 31, 1972	784,367.86
HEALTH and WELFARE				TAX TITLE LIENS OUTSTANDING	
Health Services Except Environmental	213,580.00			Balance January 1, 1972	470,352.16
Welfare-Public Assistance	194,670.00			Transfers From Taxes	
Hospitals, Clinics, First Aid				Redeemed in 1972	279,235.91
Animal, Insect, & Rodent Control	3,000.00			Cancelled, Abated or Adjusted (1972)	
Other Welfare Services				Transfers to Foreclosed Property	
RECREATION and CONSERVATION				Balance December 31, 1972	191,016.25
Beaches and Boardwalks				PROPERTY ACQUIRED BY DEED OR	
Parks, Playgrounds, Shade Trees	191,042.00			FORECLOSURE	
Land Reclamation & Conservation				Balance January 1, 1972	4,155,800.00
Other Recreational Services	2,250.00			Transfers From Taxes or Liens	
EDUCATION (excluding schools)				Sale for Cash (1972)	202,000.00
Libraries	101,653.00			Cancelled, Abated or Adjusted (1972)	
Other Educational Services	19,500.00			Balance December 31, 1972	3,557,800.00
STATUTORY EXPENDITURES				CURRENT FINANCES DECEMBER 31, 1972	
Pensions & F. I. C. A.	1,016,132.19			ASSETS	
Employee Fringe Benefits	255,000.00			Cash Dec. 31, 1972	1,652,647.62
Other Statutory Expenditures				Taxes Receivable	2,781,064.14
MUNICIPAL FUNCTIONS TOTAL	9,054,534.45			Tax Title Liens	191,016.25
CAPITAL IMPROVEMENTS *MEMO*	90,061.10			Foreclosed Property	3,557,800.00
DEBT SERVICE				Emergencies & Other Deferred Charges	575,162.12
Principal Payments	274,000.00			State Aid Receivable	177,782.52
Interest Payments	424,647.45			Other Receivables	62,385.63
TYPE I SCHL DEBT *MEMO*	474,465.25			Total	5,841,858.28
DEFERRED CHARGES	763,459.66			LIABILITIES, RESERVES, AND SURPLUS	
SCHOOL, COUNTY, SPECIAL DISTRICT TAXES	6,454,358.23			Cash Liabilities	2,512,466.82
RESERVE FOR UNCOLLECTED TAXES	1,855,481.70			Reserves for Receivables	6,552,266.02
EMERGENCY EMPLOYMENT ACT OF 1971	487,894.61			Surplus Dec. 31,	237,125.44
EXPENDITURES TOTAL	19,358,816.10			Total	5,841,858.28

1971/3000

* ABOVE DEBT SERVICE INCLUDES TYPE I SCHOOL DEBT

0228

Population 1970 4,348
 Population 1972 4,355
 S & P Rating
 Moody Rating A-1

General Tax Rate Per \$100. 3.00
 State Equalized Tax Rate 2.66

HO-HO-KUS BOROUGH — BERGEN COUNTY

Form of Government:

Borough Council

Number of Members on Governing Body 6

PER CAPITA:

Gross Debt 863.69
 Net Debt 825.26
 Debt Service 54.88
 Total Tax Levy 489.23
 Municipal Expenditures 220.84

PER CENT:

Gross Debt 5.14
 Net Debt 4.91
 Tax Levy Collected 57.64
 Tax Levy Cancelled, Abated or Adjusted

EXPENDITURES		REVENUES-REALIZED		1972 PROPERTY TAX	
GENERAL GOVERNMENT				STATE EQUALIZED TAX RATE 1.53	1,225,128.50
Governing Body & Public Boards		1972 Property Taxes Collected	2,080,230.33	Local District School Taxes	
Municipal Clerk		1972 Payments in Lieu of Taxes		Regional & Consolidated School Tax	
Financial Administration	3,500.00	Delinquent Tax & Lien Collections	56,535.38	School Taxes in Municipal Budget	
Assessment of Taxes	6,215.00	Business Personalty Replacement Taxes	25,260.55	County Taxes	287,662.47
Collection of Taxes	10,600.00	Taxes from Public Utilities	82,756.50	County Library Taxes	
Planning, Housing & Development	1,240.00	Other Miscellaneous Tax Revenues		Local Municipal Purpose Taxes	601,602.70
Human Resources	2,200.00	State Aid Revenues	17,913.51	Veteran & Senior Citizen Taxes	25,860.00
Elections		Federal Aid Revenues		Total Taxes for Rate Computation	2,140,253.67
General Administration (other)	64,800.00	State and Local Fiscal Assistance Act Utilized		Special District Taxes	
JUDICIARY		Sale of Acquired Property		Bank Stock Taxes	4,412.52
Municipal Courts	3,380.00	Other Miscellaneous Revenues	61,050.51	Added and Omitted Taxes	11,785.77
PUBLIC SAFETY		Other Revenues, Revenue Sharing Tax Effort	10,046.73	Total Taxes Levied - ABSTRACT	2,130,592.36
Fire Protection	16,420.00	Total	2,333,757.51	Total Taxes Billed	2,130,592.36
Police Protection	173,541.00	Prior Years Surplus Appropriated	140,000.00	1972 TAXES COLLECTED	2,080,230.33
Civil Defense & Disaster Control	100.00	REVENUES TOTAL	2,473,797.51	1972 Taxes Cancelled, Abated or Adjusted	
Environmental Inspection & Control	3,410.00	CAPITAL OUTLAY TOTAL	106,711.72	Transfer to Tax Title Liens or Foreclosed	
Other Public Safety		Public Enterprises	70,638.81	Balance Outstanding Dec. 31, 1972	50,362.03
PUBLIC WORKS		Recreation—Culture		PRIOR YEARS TAXES OUTSTANDING	
Streets and Drainage	180,134.75	Public Works	36,072.91	Balance January 1, 1972	65,588.43
Sewers and Sewage Processing	23,026.50	Buildings and Grounds		Collected in 1972	56,535.38
Garbage and Trash Disposal		Library and Education		Cancelled, Abated or Adjusted 1972	1,559.90
Public Buildings and Grounds	13,400.00	Conservation		Transfers to Tax Title Liens or Foreclosed	7,235.80
Other Public Works		All Other		Balance December 31, 1972	213.35
HEALTH and WELFARE		CAPITAL DEBT AUTHORIZED, DECEMBER 31, 1972		TAX TITLE LIENS OUTSTANDING	
Health Services Except Environmental	8,750.00	ISSUED AND UNISSUED		Balance January 1, 1972	1,131.35
Welfare-Public Assistance		School	100,000	Transfers From Taxes	8,351.87
Hospitals, Clinics, First Aid		Self-liquidating	67,350	Redeemed in 1972	
Animal, Insect, & Rodent Control		Other	3,594,000	Cancelled, Abated or Adjusted (1972)	
Other Welfare Services		Total	3,761,350	Transfers to Foreclosed Property	
RECREATION and CONSERVATION		ISSUED AND OUTSTANDING		Balance December 31, 1972	9,483.22
Beaches and Boardwalks		School	100,000.00	PROPERTY ACQUIRED BY DEED OR	
Parks, Playgrounds, Shade Trees	2,000.00	Self-liquidating	56,000.00	FORECLOSURE	
Land Reclamation & Conservation	34,000.00	Other	3,569,000.00	Balance January 1, 1972	
Other Recreational Services	16,570.50	Total	3,725,000.00	Transfers From Taxes or Liens	
EDUCATION (excluding schools)		EQUALIZED VALUATION BASIS		Sale for Cash (1972)	
Libraries	15,575.00	FOR NET DEBT COMPUTATION	73,182,523.00	Cancelled, Abated or Adjusted (1972)	
Other Educational Services		REAL PROPERTY VALUATIONS		Balance December 31, 1972	
STATUTORY EXPENDITURES		Code Class # of Parcels % VAL'N		CURRENT FINANCES DECEMBER 31, 1972	
Pensions & F. I. C. A.	30,343.41	1 Vacant Land 168 3.79	2,691,550.00	ASSETS	
Employee Fringe Benefits	7,200.00	2 Residential 1289 90.67	64,306,500.00	Cash Dec. 31, 1972	235,724.73
Other Statutory Expenditures		3 Farm		Taxes Receivable	50,575.38
MUNICIPAL FUNCTIONS TOTAL	616,406.56	4a Commercial 31 4.65	3,300,300.00	Tax Title Liens	9,483.22
CAPITAL IMPROVEMENTS *MEMO*	40,750.56	4b Industrial 1 .89	627,500.00	Foreclosed Property	
DEBT SERVICE		4c Apartments		Emergencies & Other Deferred Charges	22,876.16
Principal Payments	10,000.00	1489 Total	70,926,250.00	State Aid Receivable	15,688.51
Interest Payments	229,016.59	Land Area 1.80 Sq. Miles		Other Receivables	19,096.55
DEFERRED CHARGES	26,113.10	Net Valuation Taxable-Municipal	71,437,339.00	Total	353,444.55
SCHOOL, COUNTY, SPECIAL DISTRICT TAXES	1,512,790.97	Net Valuation Taxable-County	75,251,228.00	LIABILITIES, RESERVES, AND SURPLUS	
RESERVE FOR UNCOLLECTED TAXES	80,200.62	State Equalization Ratio	88.55	Cash Liabilities	135,520.14
EMERGENCY EMPLOYMENT ACT OF 1971				Reserves for Receivables	79,155.15
EXPENDITURES TOTAL	2,474,527.84			Surplus Dec. 31,	134,769.26
				Total	353,444.55

1015

Population 1970 3,587
 Population 1972 3,850
 S & P Rating
 Moody Rating

General Tax Rate Per \$100. 1.21
 State Equalized Tax Rate 1.15

HOLLAND TOWNSHIP — HUNTERDON COUNTY

Form of Government:

Township Committee

Number of Members on Governing Body 3

PER CAPITA:

Gross Debt 517.50
 Net Debt
 Debt Service
 Total Tax Levy 161.05
 Municipal Expenditures 317.19

PER CENT:

Gross Debt 4.27
 Net Debt
 Tax Levy Collected 54.67
 Tax Levy Cancelled, Abated or Adjusted .70

EXPENDITURES		REVENUES-REALIZED		1972 PROPERTY TAX	
GENERAL GOVERNMENT				STATE EQUALIZED TAX RATE — .70	
Governing Body & Public Boards		1972 Property Taxes Collected 581,852.92		Local District School Taxes .01	5,000.00
Municipal Clerk		1972 Payments in Lieu of Taxes		Regional & Consolidated School Tax .70	378,248.17
Financial Administration	3,130.32	Delinquent Tax & Lien Collections 22,379.73		School Taxes in Municipal Budget	
Assessment of Taxes	3,800.00	Business Personalty Replacement Taxes 37,366.15		County Taxes .41	223,356.66
Collection of Taxes	5,370.40	Taxes from Public Utilities 570,786.50		County Library Taxes .02	10,665.40
Planning, Housing & Development	9,503.66	Other Miscellaneous Tax Revenues		Local Municipal Purpose Taxes	
Human Resources		State Aid Revenues 24,833.67		Veteran & Senior Citizen Taxes .05	25,540.00
Elections	1,700.00	Federal Aid Revenues		Total Taxes for Rate Computation 1.15	643,410.23
General Administration (other)	28,130.00	State and Local Fiscal Assistance Act Utilized		Special District Taxes	
JUDICIARY		Sole of Acquired Property		Bank Stock Taxes	553.56
Municipal Courts	2,200.00	Other Miscellaneous Revenues 60,241.89		Added and Omitted Taxes	2,010.77
PUBLIC SAFETY		Other Revenues, Revenue Sharing Tax Effort 4,483.88		Total Taxes Levied - ABSTRACT	620,034.56
Fire Protection	6,550.00	Total 1,701,544.74		Total Taxes Billed	614,620.40
Police Protection	38,700.00	Prior Years Surplus Appropriated 600,000.00		1972 TAXES COLLECTED	581,852.92
Civil Defense & Disaster Control		REVENUES TOTAL 2,301,944.74		1972 Taxes Cancelled, Abated or Adjusted	4,224.43
Environmental Inspection & Control	3,100.00	CAPITAL OUTLAY TOTAL 125,633.13		Transfer to Tax Title Liens or Foreclosed	1,084.78
Other Public Safety		Public Enterprises		Balance Outstanding Dec. 31, 1972	27,358.27
PUBLIC WORKS		Recreation—Culture		PRIOR YEARS TAXES OUTSTANDING	
Streets and Drainage	125,217.00	Public Works 125,633.13		Balance January 1, 1972	21,503.54
Sewers and Sewage Processing		Buildings and Grounds		Collected in 1972	20,806.80
Garbage and Trash Disposal		Library and Education		Cancelled, Abated or Adjusted 1972	6.00
Public Buildings and Grounds		Conservation		Transfers to Tax Title Liens or Foreclosed	155.30
Other Public Works		All Other		Balance December 31, 1972	935.84
HEALTH and WELFARE		CAPITAL DEBT AUTHORIZED, DECEMBER 31, 1972		TAX TITLE LIENS OUTSTANDING	
Health Services Except Environmental	2,200.00	ISSUED AND UNISSUED GROSS DEBT NET DEBT		Balance January 1, 1972	3,065.64
Welfare-Public Assistance	1,220.00	School 1,395,378		Transfers From Taxes	1,251.56
Hospitals, Clinics, First Aid	600.00	Self-liquidating 597,000		Redeemed in 1972	1,572.93
Animal, Insect, & Rodent Control		Other		Cancelled, Abated or Adjusted (1972)	
Other Welfare Services		Total 1,992,378		Transfers to Foreclosed Property	
RECREATION and CONSERVATION		ISSUED AND OUTSTANDING		Balance December 31, 1972	2,784.27
Beaches and Boardwalks		School 1,362,349.57		PROPERTY ACQUIRED BY DEED OR FORECLOSURE	
Parks, Playgrounds, Shade Trees	2,000.00	Self-Liquidating 597,000.00		Balance January 1, 1972	
Land Reclamation & Conservation		Other		Transfers From Taxes or Liens	
Other Recreational Services		Total 1,559,349.57		Sale for Cash (1972)	
EDUCATION (excluding schools)		EQUALIZED VALUATION BASIS FOR NET DEBT COMPUTATION 46,636,752.33		Cancelled, Abated or Adjusted (1972)	
Libraries	2,620.00	REAL PROPERTY VALUATIONS		Balance December 31, 1972	
Other Educational Services	888,087.00	Code Class # of Parcels % VAL'N ASSESSED VALUATION		CURRENT FINANCES DECEMBER 31, 1972	
STATUTORY EXPENDITURES		1 Vacant Land 353 6.49 3,441,710.00		ASSETS	
Pensions & F. I. C. A.	11,200.00	2 Residential 1080 63.60 33,705,390.00		Cash Dec. 31, 1972	510,648.81
Employee Fringe Benefits	2,589.18	3 Farm 154 9.33 4,547,810.00		Taxes Receivable	28,294.11
Other Statutory Expenditures		4a Commercial 16 2.15 1,141,350.00		Tax Title Liens	2,784.27
MUNICIPAL FUNCTIONS TOTAL 1,138,717.76		4b Industrial 11 18.35 9,725,400.00		Foreclosed Property	
CAPITAL IMPROVEMENTS *MEMO* 60,000.00		4c Apartments 1 .08 35,800.00		Emergencies & Other Deferred Charges	20,232.63
DEBT SERVICE		Total 53,005,460.00		State Aid Receivable	15,484.24
Principal Payments		Land Area 22.70 Sq. Miles		Other Receivables	23,734.16
Interest Payments		Net Valuation Taxable-Municipal 53,414,185.00		Total	1,001,478.22
DEFERRED CHARGES	24,547.27	Net Valuation Taxable-County 47,552,177.00		LIABILITIES, RESERVES, AND SURPLUS	
SCHOOL, COUNTY, SPECIAL DISTRICT TAXES	617,470.23	State Equalization Ratio 98.92		Cash Liabilities	324,462.63
RESERVE FOR UNCOLLECTED TAXES	57,500.00			Reserves for Receivables	54,812.54
EMERGENCY EMPLOYMENT ACT OF 1971				Surplus Dec. 31,	622,203.05
EXPENDITURES TOTAL 1,828,635.26				Total	1,001,478.22

1318

Population 1970 6,117
 Population 1972 6,555
 S & P Rating
 Moody Rating A

General Tax Rate Per \$100. 3.12
 State Equalized Tax Rate 2.78

HOLMDEL TOWNSHIP — MONMOUTH COUNTY

Form of Government:
 Township Committee
 Number of Members on Governing Body 5

PER CAPITA: Gross Debt 1,918.93
 Net Debt 540.96
 Debt Service 28.91
 Total Tax Levy 705.72
 Municipal Expenditures 216.91

PER CENT: Gross Debt 8.97
 Net Debt 4.40
 Tax Levy Collected 95.22
 Tax Levy Cancelled, Abated or Adjusted

EXPENDITURES		REVENUES-REALIZED		1972 PROPERTY TAX	
GENERAL GOVERNMENT				STATE EQUALIZED TAX RATE → 1.84	
Governing Body & Public Boards	5,200.00	1972 Property Taxes Collected 4,404,715.32		Local District School Taxes	3,032,675.00
Municipal Clerk	22,150.00	1972 Payments in Lieu of Taxes		Regional & Consolidated School Tax	
Financial Administration	12,300.00	Delinquent Tax & Lien Collections 130,729.48		School Taxes in Municipal Budget	
Assessment of Taxes	20,660.00	Business Personalty Replacement Taxes 249,792.93		County Taxes	1,005,521.63
Collection of Taxes	11,540.00	Taxes from Public Utilities 262,832.76		County Library Taxes	37,535.37
Planning, Housing & Development	31,450.00	Other Miscellaneous Tax Revenues		Local Municipal Purpose Taxes	480,135.70
Human Resources	200.00	State Aid Revenues 25,118.87		Veteran & Senior Citizen Taxes	31,200.00
Elections	1,400.00	Federal Aid Revenues 13,468.92		Total Taxes for Rate Computation	4,587,867.70
General Administration (other)	112,157.08	State and Local Fiscal Assistance Act Utilized		Special District Taxes	
JUDICIARY		Sale of Acquired Property 138,312.85		Bank Stock Taxes	1,657.30
Municipal Courts	20,025.00	Other Miscellaneous Revenues 27,035.97		Added and Omitted Taxes	67,693.49
PUBLIC SAFETY		Other Revenues, Revenue Sharing Tax Effort Total 5,252,007.10		Total Taxes Levied - ABSTRACT	4,626,018.49
Fire Protection	102,600.00	Prior Years Surplus Appropriated 237,000.00		Total Taxes Billed	4,626,018.49
Police Protection	184,323.00	REVENUES TOTAL 5,489,007.10		1972 TAXES COLLECTED	4,404,715.32
Civil Defense & Disaster Control		CAPITAL OUTLAY TOTAL 562,708.82		1972 Taxes Cancelled, Abated or Adjusted	
Environmental Inspection & Control	12,545.00	Public Enterprises		Transfer to Tax Title Liens or Foreclosed	
Other Public Safety		Recreation—Culture		Balance Outstanding Dec. 31, 1972	221,303.17
PUBLIC WORKS		Public Works		PRIOR YEARS TAXES OUTSTANDING	
Streets and Drainage	155,990.00	Buildings and Grounds 562,708.82		Balance January 1, 1972	250,387.02
Sewers and Sewage Processing	61,500.00	Library and Education		Collected in 1972	130,729.48
Garbage and Trash Disposal	1,500.00	Conservation		Cancelled, Abated or Adjusted 1972	
Public Buildings and Grounds	15,880.00	All Other		Transfers to Tax Title Liens or Foreclosed	
Other Public Works		CAPITAL DEBT AUTHORIZED, DECEMBER 31, 1972		Balance December 31, 1972	119,657.54
HEALTH and WELFARE		ISSUED AND UNISSUED GROSS DEBT NET DEBT		TAX TITLE LIENS OUTSTANDING	
Health Services Except Environmental	13,600.00	School 9,861,000 4,250,392		Balance January 1, 1972	2,410.59
Welfare-Public Assistance	1,900.00	Self-liquidating 800,000		Transfers From Taxes	
Hospitals, Clinics, First Aid		Other 1,917,578 1,917,578		Redeemed in 1972	
Animal, Insect, & Rodent Control	2,075.00	Total 12,578,578 6,167,971		Cancelled, Abated or Adjusted (1972)	
Other Welfare Services		ISSUED AND OUTSTANDING		Transfers to Foreclosed Property	
RECREATION and CONSERVATION		School 9,861,000.00		Balance December 31, 1972	2,410.59
Beaches and Boardwalks	12,695.00	Self-Liquidating 800,000.00		PROPERTY ACQUIRED BY DEED OR FORECLOSURE	
Parks, Playgrounds, Shade Trees	500.00	Other 1,025,000.00		Balance January 1, 1972	15,350.00
Land Reclamation & Conservation	2,000.00	Total 11,686,000.00		Transfers From Taxes or Liens	
Other Recreational Services		EQUALIZED VALUATION BASIS FOR NET DEBT COMPUTATION 140,265,181.00		Sale for Cash (1972)	
EDUCATION (excluding schools)		REAL PROPERTY VALUATIONS		Cancelled, Abated or Adjusted (1972)	
Libraries	5,400.00	Code Class # of Parcels % VAL'N ASSESSED VALUATION		Balance December 31, 1972	15,350.00
Other Educational Services	100.00	1 Vacant Land 451 5.69 8,172,525.00		CURRENT FINANCES DECEMBER 31, 1972	
STATUTORY EXPENDITURES		2 Residential 1564 47.28 67,882,820.00		ASSETS	
Pensions & F. I. C. A.	36,054.00	3 Farm 207 3.77 5,400,935.00		Cash Dec. 31, 1972	1,224,843.41
Employee Fringe Benefits	19,300.00	4a Commercial 51 3.44 4,544,900.00		Taxes Receivable	340,560.71
Other Statutory Expenditures		4b Industrial 11 35.82 57,181,300.00		Tax Title Liens	2,410.59
MUNICIPAL FUNCTIONS TOTAL 909,844.08		4c Apartments 2284 Total 143,582,480.00		Foreclosed Property	15,350.00
CAPITAL IMPROVEMENTS *MEMO* 207,230.00		Land Area 17.50 Sq. Miles		Emergencies & Other Deferred Charges	18,000.00
DEBT SERVICE		Net Valuation Taxable-Municipal 147,103,504.00		State Aid Receivable	66,359.23
Principal Payments	126,000.00	Net Valuation Taxable-County 152,439,962.00		Other Receivables	37,408.85
Interest Payments	63,479.00	State Equalization Ratio 89.29		Total	1,705,332.79
DEFERRED CHARGES 40,250.00				LIABILITIES, RESERVES, AND SURPLUS	
SCHOOL, COUNTY, SPECIAL DISTRICT TAXES 4,076,532.00				Cash Liabilities	854,133.68
RESERVE FOR UNCOLLECTED TAXES 268,808.00				Reserves for Receivables	456,130.15
EMERGENCY EMPLOYMENT ACT OF 1971 13,468.52				Surplus Dec. 31, Total	355,068.96
EXPENDITURES TOTAL 5,458,382.00					1,705,332.79

1912

Population 1970 9,052
 Population 1972 9,890
 S & P Rating
 Moody Rating

General Tax Rate Per \$100. 5.02
 State Equalized Tax Rate 4.27

HOPATCONG BOROUGH — SUSSEX COUNTY

Form of Government:
 Borough Council

Number of Members on Governing Body 6

PER CAPITA:
 Gross Debt 378.77
 Net Debt 8.59
 Debt Service
 Total Tax Levy 470.54
 Municipal Expenditures 150.17

PER CENT:
 Gross Debt 4.05
 Net Debt .09
 Tax Levy Collected 92.49
 Tax Levy Cancelled, Abated or Adjusted

EXPENDITURES		REVENUES-REALIZED		1972 PROPERTY TAX	
GENERAL GOVERNMENT				STATE EQUALIZED TAX RATE 2.78	
Governing Body & Public Boards		1972 Property Taxes Collected 4,306,104.97		Local District School Taxes	2,952,777.00
Municipal Clerk		1972 Payments in Lieu of Taxes		Regional & Consolidated School Tax	
Financial Administration	10,425.00	Delinquent Tax & Lien Collections 336,075.56		School Taxes in Municipal Budget	
Assessment of Taxes	25,814.00	Business Personalty Replacement Taxes 8,854.00		County Taxes .85	503,653.67
Collection of Taxes	36,853.00	Taxes from Public Utilities 114,884.40		County Library Taxes .03	21,731.84
Planning, Housing & Development	7,750.00	Other Miscellaneous Tax Revenues		Local Municipal Purpose Taxes .57	602,209.75
Human Resources	500.00	State Aid Revenues 141,170.96		Veteran & Senior Citizen Taxes .05	48,480.00
Elections	3,150.00	Federal Aid Revenues		Total Taxes for Rate Computation 4.28	4,538,852.26
General Administration (other)	121,123.00	State and Local Fiscal Assistance Act Utilized		Special District Taxes	
JUDICIARY		Sale of Acquired Property		Bank Stock Taxes	1,389.47
Municipal Courts	5,080.00	Other Miscellaneous Revenues 36,331.29		Added and Omitted Taxes	161,897.83
PUBLIC SAFETY		Other Revenues, Revenue Sharing Tax Effort 108,282.43		Total Taxes Levied - ABSTRACT	4,653,659.56
Fire Protection	24,750.00	Total 5,051,803.61		Total Taxes Billed	4,655,711.22
Police Protection	284,787.00	Prior Years Surplus Appropriated 325,000.00		1972 TAXES COLLECTED	4,306,104.97
Civil Defense & Disaster Control	500.00	REVENUES TOTAL 5,376,803.61		1972 Taxes Cancelled, Abated or Adjusted	
Environmental Inspection & Control	28,083.05	CAPITAL OUTLAY TOTAL		Transfer to Tax Title Liens or Foreclosed	
Other Public Safety				Balance Outstanding Dec. 31, 1972	349,606.25
PUBLIC WORKS				PRIOR YEARS TAXES OUTSTANDING	
Streets and Drainage	30,700.00	Public Enterprises		Balance January 1, 1972	307,437.24
Sewers and Sewage Processing	30,000.00	Recreation—Culture		Collected in 1972	255,300.12
Garbage and Trash Disposal		Public Works		Cancelled, Abated or Adjusted 1972	
Public Buildings and Grounds	38,330.00	Buildings and Grounds		Transfers to Tax Title Liens or Foreclosed	
Other Public Works	277,155.20	Library and Education		Balance December 31, 1972	12,137.12
HEALTH and WELFARE		Conservation		TAX TITLE LIENS OUTSTANDING	
Health Services Except Environmental	42,181.00	All Other		Balance January 1, 1972	229,168.41
Welfare-Public Assistance	2,250.00	CAPITAL DEBT AUTHORIZED, DECEMBER 31, 1972		Transfers From Taxes	
Hospitals, Clinics, First Aid	1,200.00	ISSUED AND UNISSUED GROSS DEBT NET DEBT		Redeemed in 1972	40,775.44
Animal, Insect, & Rodent Control	10,379.00	School 3,661,000		Cancelled, Abated or Adjusted (1972)	
Other Welfare Services		Self-liquidating 85,000 85,000		Transfers to Foreclosed Property	
RECREATION and CONSERVATION		Other 85,000 85,000		Balance December 31, 1972	188,392.57
Beaches and Boardwalks		Total 3,746,000		PROPERTY ACQUIRED BY DEED OR	
Parks, Playgrounds, Shade Trees	800.00	ISSUED AND OUTSTANDING		FORECLOSURE	
Land Reclamation & Conservation	25,600.00	School 3,544,000.00		Balance January 1, 1972	14,135.10
Other Recreational Services		Self-liquidating		Transfers From Taxes or Liens	
EDUCATION (excluding schools)		Other		Sale for Cash (1972)	
Libraries	1,200.00	Total 3,544,000.00		Cancelled, Abated or Adjusted (1972)	
Other Educational Services		EQUALIZED VALUATION BASIS		Balance December 31, 1972	14,135.10
STATUTORY EXPENDITURES		FOR NET DEBT COMPUTATION 92,505,110.67		CURRENT FINANCES DECEMBER 31, 1972	
Pensions & F. I. C. A.	44,100.00	REAL PROPERTY VALUATIONS		ASSETS	
Employee Fringe Benefits	13,500.00	Code Class # of Parcels % VAL'N ASSESSED VALUATION		Cash Dec. 31, 1972	1,252,312.40
Other Statutory Expenditures		1 Vacant Land 4866 9.64 8,652,100.00		Taxes Receivable	361,743.37
MUNICIPAL FUNCTIONS TOTAL 1,074,250.25		2 Residential 4882 86.39 77,520,800.00		Tax Title Liens	188,392.57
CAPITAL IMPROVEMENTS *MEMO* 157,950.00		3 Farm 1 .22 201,700.00		Foreclosed Property	14,135.10
DEBT SERVICE		4a Commercial 72 3.58 3,211,900.00		Emergencies & Other Deferred Charges	35,882.25
Principal Payments		4b Industrial		State Aid Receivable	19,571.00
Interest Payments		4c Apartments 3 .17 150,100.00		Other Receivables	35,231.77
DEFERRED CHARGES	24,000.00	9824 Total 89,736,600.00		Total	1,511,268.86
SCHOOL, COUNTY, SPECIAL DISTRICT TAXES	3,888,162.51	Land Area 10.80 Sq. Miles		LIABILITIES, RESERVES, AND SURPLUS	
RESERVE FOR UNCOLLECTED TAXES	386,503.68	Net Valuation Taxable-Municipal 90,415,600.00		Cash Liabilities	627,474.68
EMERGENCY EMPLOYMENT ACT OF 1971		Net Valuation Taxable-County 97,789,006.00		Reserves for Receivables	599,503.21
EXPENDITURES TOTAL 5,373,316.44		State Equalization Ratio 85.07		Surplus Dec. 31,	684,290.97
				Total	1,511,268.86

2111

Population 1970 1,140
 Population 1972 1,170
 S & P Rating
 Moody Rating

General Tax Rate Per \$100. 3.33
 State Equalized Tax Rate 2.42

HOPE TOWNSHIP — WARREN COUNTY

Form of Government:

Township Committee

Number of Members on Governing Body 3

PER CAPITA:
 Gross Debt 237.79
 Net Debt 14.28
 Debt Service
 Total Tax Levy 637.78
 Municipal Expenditures 102.62

PER CENT:
 Gross Debt 1.98
 Net Debt .12
 Tax Levy Collected 89.36
 Tax Levy Cancelled, Abated or Adjusted .84

EXPENDITURES		REVENUES-REALIZED		1972 PROPERTY TAX	
GENERAL GOVERNMENT				STATE EQUALIZED TAX RATE →	
Governing Body & Public Boards		1972 Property Taxes Collected	330,834.31	Local District School Taxes 1.61	249,044.98
Municipal Clerk		1972 Payments in Lieu of Taxes		Regional & Consolidated School Tax	
Financial Administration	1,800.00	Delinquent Tax & Lien Collections	38,497.38	School Taxes in Municipal Budget	
Assessment of Taxes	1,320.00	Business Personalty Replacement Taxes	8,575.00	County Taxes	116,248.17
Collection of Taxes	1,861.00	Taxes from Public Utilities	33,785.32	County Library Taxes	3,836.32
Planning, Housing & Development	800.00	Other Miscellaneous Tax Revenues		Local Municipal Purpose Taxes	
Human Resources		State Aid Revenues	15,671.02	Veteran & Senior Citizen Taxes	7,420.00
Elections		Federal Aid Revenues		Total Taxes for Rate Computation 2.42	376,549.47
General Administration (other)	10,068.31	State and Local Fiscal Assistance Act Utilized		Special District Taxes	
JUDICIARY		Sale of Acquired Property		Bank Stock Taxes	2,384.58
Municipal Courts		Other Miscellaneous Revenues	6,608.74	Added and Omitted Taxes	522.02
PUBLIC SAFETY		Other Revenues, Revenue Sharing Tax Effort	3,742.35	Total Taxes Levied - ABSTRACT	746,200.96
Fire Protection	1,500.00	Total	437,714.12	Total Taxes Billed	370,210.39
Police Protection	500.00	Prior Years Surplus Appropriated	26,654.76	1972 TAXES COLLECTED	330,834.31
Civil Defense & Disaster Control	200.00	REVENUES TOTAL	464,408.89	1972 Taxes Cancelled, Abated or Adjusted	3,122.69
Environmental Inspection & Control	300.00			Transfer to Tax Title Liens or Foreclosed	
Other Public Safety				Balance Outstanding Dec. 31, 1972	36,253.39
PUBLIC WORKS		CAPITAL OUTLAY TOTAL		PRIOR YEARS TAXES OUTSTANDING	
Streets and Drainage	34,825.72	Public Enterprises		Balance January 1, 1972	46,558.00
Sewers and Sewage Processing		Recreation—Culture		Collected in 1972	38,497.38
Garbage and Trash Disposal		Public Works		Cancelled, Abated or Adjusted 1972	2,334.86
Public Buildings and Grounds		Buildings and Grounds		Transfers to Tax Title Liens or Foreclosed	
Other Public Works		Library and Education		Balance December 31, 1972	5,725.76
HEALTH and WELFARE		Conservation		TAX TITLE LIENS OUTSTANDING	
Health Services Except Environmental	500.00	All Other		Balance January 1, 1972	
Welfare-Public Assistance		CAPITAL DEBT AUTHORIZED, DECEMBER 31, 1972		Transfers From Taxes	
Hospitals, Clinics, First Aid		ISSUED AND UNISSUED GROSS DEBT NET DEBT		Redeemed in 1972	
Animal, Insect, & Rodent Control	1,100.00	School 261,500		Cancelled, Abated or Adjusted (1972)	
Other Welfare Services		Self-liquidating		Transfers to Foreclosed Property	
RECREATION and CONSERVATION		Other 16,710	16,710	Balance December 31, 1972	
Beaches and Boardwalks		Total 278,210	16,710	PROPERTY ACQUIRED BY DEED OR	
Parks, Playgrounds, Shade Trees	150.00			FORECLOSURE	
Land Reclamation & Conservation		ISSUED AND OUTSTANDING		Balance January 1, 1972	
Other Recreational Services		School	261,500.00	Transfers From Taxes or Liens	
EDUCATION (excluding schools)		Self-Liquidating		Sale for Cash (1972)	
Libraries		Other	16,710.00	Cancelled, Abated or Adjusted (1972)	
Other Educational Services	1,000.00	Total	278,210.00	Balance December 31, 1972	
STATUTORY EXPENDITURES		EQUALIZED VALUATION BASIS		CURRENT FINANCES DECEMBER 31, 1972	
Pensions & F. I. C. A.	1,500.00	FOR NET DEBT COMPUTATION	14,029,764.33	ASSETS	
Employee Fringe Benefits	500.00	REAL PROPERTY VALUATIONS		Cash Dec. 31, 1972	289,114.48
Other Statutory Expenditures		Code Class # of Parcels % VAL'N		Taxes Receivable	41,575.15
MUNICIPAL FUNCTIONS TOTAL	58,325.03	1 Vacant Land 183 7.56	826,020.00	Tax Title Liens	
CAPITAL IMPROVEMENTS *MEMO*	15,600.00	2 Residential 331 53.38	5,836,410.00	Foreclosed Property	
DEBT SERVICE		3 Farm 252 32.56	3,559,668.00	Emergencies & Other Deferred Charges	30,297.30
Principal Payments		4a Commercial 25 6.03	659,200.00	State Aid Receivable	10,101.65
Interest Payments		4b Industrial		Other Receivables	
DEFERRED CHARGES	10,643.05	4c Apartments 1 .48	52,100.00	Total	371,492.58
SCHOOL, COUNTY, SPECIAL DISTRICT TAXES	369,129.47	793 Total	10,533,358.00	LIABILITIES, RESERVES, AND SURPLUS	
RESERVE FOR UNCOLLECTED TAXES	51,100.00	Land Area 18.50 Sq. Miles		Cash Liabilities	156,204.62
EMERGENCY EMPLOYMENT ACT OF 1971		Net Valuation Taxable-Municipal	11,246,353.00	Reserves for Receivables	41,979.15
EXPENDITURES TOTAL	485,197.55	Net Valuation Taxable-County	14,158,772.00	Surplus Dec. 31,	123,308.81
		State Equalization Ratio	72.83	Total	371,492.58

1105

Population 1970 2,271
 Population 1972 2,295
 S & P Rating
 Moody Rating

General Tax Rate Per \$100. 6.53
 State Equalized Tax Rate 3.39

HOPEWELL BOROUGH — MERCER COUNTY
Form of Government:
Borough Council
Number of Members on Governing Body 6

PER CAPITA: 113.01
 Gross Debt 1.96
 Net Debt 2.14
 Debt Service 315.53
 Total Tax Levy 92.07
 Municipal Expenditures

PER CENT: 1.46
 Gross Debt .03
 Net Debt 94.32
 Tax Levy Collected
 Tax Levy Cancelled, Abated or Adjusted

EXPENDITURES		REVENUES-REALIZED		1972 PROPERTY TAX	
GENERAL GOVERNMENT				STATE EQUALIZED TAX RATE →	
Governing Body & Public Boards		1972 Property Taxes Collected	682,569.57	Local District School Taxes	
Municipal Clerk		1972 Payments in Lieu of Taxes	22,373.35	Regional & Consolidated School Tax	2.15
Financial Administration	3,550.00	Delinquent Tax & Lien Collections	21,871.00	School Taxes in Municipal Budget	
Assessment of Taxes	2,200.00	Business Personalty Replacement Taxes	25,604.07	County Taxes	.86
Collection of Taxes	2,667.00	Taxes from Public Utilities	23,604.65	County Library Taxes	
Planning, Housing & Development	3,200.00	Other Miscellaneous Tax Revenues	3,145.00	Local Municipal Purpose Taxes	.25
Human Resources	467.00	State Aid Revenues	25,690.19	Veteran & Senior Citizen Taxes	.05
Elections	18,576.00	Federal Aid Revenues	4,744.86	Total Taxes for Rate Computation	3.39
General Administration (other)		State and Local Fiscal Assistance Act Utilized	815,202.69	Special District Taxes	
JUDICIARY		Sale of Acquired Property	27,000.00	Bank Stock Taxes	3,904.38
Municipal Courts	1,575.00	Other Miscellaneous Revenues	842,202.69	Added and Omitted Taxes	
PUBLIC SAFETY		Other Revenues, Revenue Sharing Tax Effort		Total Taxes Levied - ABSTRACT	724,131.30
Fire Protection	5,000.00	REVENUES TOTAL	11,661.10	Total Taxes Billed	724,131.30
Police Protection	22,684.00	CAPITAL OUTLAY TOTAL		1972 TAXES COLLECTED	682,569.57
Civil Defense & Disaster Control	15,859.00	Public Enterprises		1972 Taxes Cancelled, Abated or Adjusted	
Environmental Inspection & Control	100.00	Recreation—Culture		Transfer to Tax Title Liens or Foreclosed	
Other Public Safety		Public Works		Balance Outstanding Dec. 31, 1972	41,161.73
PUBLIC WORKS		Buildings and Grounds	11,661.10	PRIOR YEARS TAXES OUTSTANDING	
Streets and Drainage	35,700.00	Library and Education		Balance January 1, 1972	40,654.74
Sewers and Sewage Processing	28,000.00	Conservation		Collected in 1972	23,373.35
Garbage and Trash Disposal	7,100.00	All Other		Cancelled, Abated or Adjusted 1972	
Public Buildings and Grounds		CAPITAL DEBT AUTHORIZED, DECEMBER 31, 1972		Transfers to Tax Title Liens or Foreclosed	
Other Public Works		ISSUED AND UNISSUED		Balance December 31, 1972	17,281.39
HEALTH and WELFARE		School	254,859	TAX TITLE LIENS OUTSTANDING	
Health Services Except Environmental	470.00	Self-Liquidating	4,500	Balance January 1, 1972	
Welfare-Public Assistance	1,513.00	Other	4,500	Transfers From Taxes	
Hospitals, Clinics, First Aid		Total	259,359	Redeemed in 1972	
Animal, Insect, & Rodent Control		ISSUED AND OUTSTANDING		Cancelled, Abated or Adjusted (1972)	
Other Welfare Services		School	254,859.51	Transfers to Foreclosed Property	
RECREATION and CONSERVATION		Self-Liquidating	4,500.00	Balance December 31, 1972	
Beaches and Boardwalks	1,063.00	Other	259,359.51	PROPERTY ACQUIRED BY DEED OR FORECLOSURE	
Parks, Playgrounds, Shade Trees	3,145.00	Equalized Valuation Basis		Balance January 1, 1972	
Land Reclamation & Conservation	1,555.00	FOR NET DEBT COMPUTATION	17,813,428.00	Transfers From Taxes or Liens	
Other Recreational Services		REAL PROPERTY VALUATIONS		Sale for Cash (1972)	
EDUCATION (excluding schools)		Code Class # of Parcels % VAL'N		Cancelled, Abated or Adjusted (1972)	
Libraries	5,440.00	1 Vacant Land 45 .78	82,300.00	Balance December 31, 1972	
Other Educational Services		2 Residential 568 80.15	8,504,600.00	CURRENT FINANCES DECEMBER 31, 1972	
STATUTORY EXPENDITURES		3 Farm 5 1.15	121,500.00	ASSETS	
Pensions & F. I. C. A.	3,200.00	4a Commercial 48 12.94	1,273,100.00	Cash Dec. 31, 1972	148,434.81
Employee Fringe Benefits		4b Industrial 5 4.60	488,200.00	Taxes Receivable	58,443.12
Other Statutory Expenditures		4c Apartments 1 .39	41,400.00	Tax Title Liens	
MUNICIPAL FUNCTIONS		672 Total	10,611,500.00	Foreclosed Property	
CAPITAL IMPROVEMENTS		Land Area .75 Sq. Miles		Emergencies & Other Deferred Charges	1,572.00
DEBT SERVICE		Net Valuation Taxable-Municipal	11,190,792.00	State Aid Receivable	38,373.11
Principal Payments	4,500.00	Net Valuation Taxable-County	18,836,003.00	Other Receivables	5,445.77
Interest Payments	400.00	State Equalization Ratio	51.94	Total	252,268.81
DEFERRED CHARGES				LIABILITIES, RESERVES, AND SURPLUS	
SCHOOL, COUNTY, SPECIAL DISTRICT TAXES	657,077.37			Cash Liabilities	70,164.09
RESERVE FOR UNCOLLECTED TAXES	36,200.00			Reserves for Receivables	63,888.89
EMERGENCY EMPLOYMENT ACT OF 1971				Surplus Dec. 31,	118,215.83
EXPENDITURES TOTAL	868,381.37			Total	252,268.81

0607

Population 1970 3,970
 Population 1972 4,100
 S & P Rating
 Moody Rating

General Tax Rate Per \$100. 3.80
 State Equalized Tax Rate 3.54

HOPEWELL TOWNSHIP — CUMBERLAND CO.
 Form of Government:
 Township Committee
 Number of Members on Governing Body 3

PER CAPITA:
 Gross Debt 98.78
 Net Debt
 Debt Service
 Total Tax Levy 239.47
 Municipal Expenditures 66.52

PER CENT:
 Gross Debt 1.57
 Net Debt
 Tax Levy Collected 87.97
 Tax Levy Cancelled, Abated or Adjusted

EXPENDITURES		REVENUES-REALIZED		1972 PROPERTY TAX	
GENERAL GOVERNMENT		1972 Property Taxes Collected		STATE EQUALIZED TAX RATE — 2.35	
Governing Body & Public Boards		1972 Payments in Lieu of Taxes	875,212.89	Local District School Taxes	634,561.75
Municipal Clerk		Delinquent Tax & Lien Collections	102,296.37	Regional & Consolidated School Tax	
Financial Administration	5,285.00	Business Personalty Replacement Taxes	16,815.09	School Taxes in Municipal Budget	
Assessment of Taxes	6,950.00	Taxes from Public Utilities	61,453.76	County Taxes	305,475.26
Collection of Taxes	5,160.00	Other Miscellaneous Tax Revenues		County Library Taxes	
Planning, Housing & Development	1,850.00	State Aid Revenues	36,338.81	Local Municipal Purpose Taxes	
Human Resources		Federal Aid Revenues	15,063.73	Veteran & Senior Citizen Taxes	17,660.00
Elections		State and Local Fiscal Assistance Act Utilized		Total Taxes for Rate Computation	557,697.01
General Administration (other)	15,540.00	Sale of Acquired Property		Special District Taxes	
JUDICIARY		Other Miscellaneous Revenues	9,490.57	Bank Stock Taxes	743.00
Municipal Courts	2,500.00	Other Revenues, Revenue Sharing Tax Effort	2,471.57	Added and Omitted Taxes	41,031.25
PUBLIC SAFETY		Total	1,123,143.55	Total Taxes Levied - ABSTRACT	581,811.26
Fire Protection	6,700.00	Prior Years Surplus Appropriated	27,854.98	Total Taxes Billed	595,471.26
Police Protection	1,350.00	REVENUES TOTAL	1,150,998.57	1972 TAXES COLLECTED	875,212.89
Civil Defense & Disaster Control	100.00			1972 Taxes Cancelled, Abated or Adjusted	
Environmental Inspection & Control	820.00			Transfer to Tax Title Liens or Foreclosed	
Other Public Safety				Balance Outstanding Dec. 31, 1972	120,258.37
PUBLIC WORKS				PRIOR YEARS TAXES OUTSTANDING	
Streets and Drainage	30,030.00			Balance January 1, 1972	159,002.20
Sewers and Sewage Processing				Collected in 1972	102,296.37
Garbage and Trash Disposal	6,000.00			Cancelled, Abated or Adjusted 1972	1,323.30
Public Buildings and Grounds				Transfers to Tax Title Liens or Foreclosed	
Other Public Works				Balance December 31, 1972	55,382.53
HEALTH and WELFARE				TAX TITLE LIENS OUTSTANDING	
Health Services Except Environmental	2,525.00			Balance January 1, 1972	14,071.39
Welfare-Public Assistance	698.00			Transfers From Taxes	
Hospitals, Clinics, First Aid				Redeemed in 1972	
Animal, Insect, & Rodent Control	295.00			Cancelled, Abated or Adjusted (1972)	
Other Welfare Services				Transfers to Foreclosed Property	
RECREATION and CONSERVATION				Balance December 31, 1972	14,071.39
Beaches and Boardwalks				PROPERTY ACQUIRED BY DEED OR	
Parks, Playgrounds, Shade Trees				FORECLOSURE	
Land Reclamation & Conservation				Balance January 1, 1972	1,350.00
Other Recreational Services	500.00			Transfers From Taxes or Liens	
EDUCATION (excluding schools)				Sale for Cash (1972)	
Libraries				Cancelled, Abated or Adjusted (1972)	
Other Educational Services				Balance December 31, 1972	1,350.00
STATUTORY EXPENDITURES				CURRENT FINANCES DECEMBER 31, 1972	
Pensions & F. I. C. A.	3,104.00			ASSETS	
Employee Fringe Benefits				Cash Dec. 31, 1972	393,373.46
Other Statutory Expenditures				Taxes Receivable	175,640.90
MUNICIPAL FUNCTIONS TOTAL	53,807.00			Tax Title Liens	14,071.39
CAPITAL IMPROVEMENTS *MEMO*	21,800.00			Foreclosed Property	1,350.00
DEBT SERVICE				Emergencies & Other Deferred Charges	8,551.95
Principal Payments				State Aid Receivable	20,304.80
Interest Payments				Other Receivables	6,223.95
DEFERRED CHARGES	3,495.57			Total	619,516.45
SCHOOL, COUNTY, SPECIAL DISTRICT TAXES	940,037.01			LIABILITIES, RESERVES, AND SURPLUS	
RESERVE FOR UNCOLLECTED TAXES	160,000.00			Cash Liabilities	216,417.44
EMERGENCY EMPLOYMENT ACT OF 1971	15,442.46			Reserves for Receivables	157,286.24
EXPENDITURES TOTAL	1,212,782.44			Surplus Dec. 31,	206,212.77
				Total	619,916.45

1106

Population 1970 10,030
 Population 1972 10,440
 S & P Rating
 Moody Rating

General Tax Rate Per \$100. 5.16
 State Equalized Tax Rate 2.51

HOPEWELL TOWNSHIP — MERCER COUNTY

Form of Government:
 Township Committee
 Number of Members on Governing Body 5

PER CAPITA: 183.61
 Gross Debt
 Net Debt
 Debt Service 5.54
 Total Tax Levy 424.42
 Municipal Expenditures 105.70
 PER CENT: 1.43
 Gross Debt
 Net Debt
 Tax Levy Collected 95.58
 Tax Levy Cancelled, Abated or Adjusted .05

EXPENDITURES		REVENUES-REALIZED		1972 PROPERTY TAX	
GENERAL GOVERNMENT		1972 Property Taxes Collected		STATE EQUALIZED TAX RATE →	
Governing Body & Public Boards			4,251,071.68	Local District School Taxes	
Municipal Clerk		1972 Payments in Lieu of Taxes		Regional & Consolidated School Tax	1.70
Financial Administration	7,637.50	Delinquent Tax & Lien Collections	165,743.60	School Taxes in Municipal Budget	
Assessment of Taxes	29,581.50	Business Personalty Replacement Taxes	145,511.44	County Taxes	1.00
Collection of Taxes	14,233.00	Taxes from Public Utilities	265,968.54	County Library Taxes	.03
Planning, Housing & Development	16,850.00	Other Miscellaneous Tax Revenues		Local Municipal Purpose Taxes	.14
Human Resources		State Aid Revenues	78,527.78	Veteran & Senior Citizen Taxes	.04
Elections	2,400.00	Federal Aid Revenues		Total Taxes for Rate Computation	2.91
General Administration (other)	102,825.00	State and Local Fiscal Assistance Act Utilized		Special District Taxes	
JUDICIARY		Sale of Acquired Property	72,715.34	Bank Stock Taxes	10,707.36
Municipal Courts	18,220.00	Other Miscellaneous Revenues	49,039.58	Added and Omitted Taxes	35,254.69
PUBLIC SAFETY		Other Revenues, Revenue Sharing Tax Effort	5,028,578.36	Total Taxes Levied - ABSTRACT	4,430,527.47
Fire Protection	19,536.00	REVENUES TOTAL	5,230,578.36	Total Taxes Billed	4,428,526.67
Police Protection	72,583.00			1972 TAXES COLLECTED	4,251,071.68
Civil Defense & Disaster Control	750.00	Prior Years Surplus Appropriated	202,000.00	1972 Taxes Cancelled, Abated or Adjusted	2,415.64
Environmental Inspection & Control	14,308.25			Transfer to Tax Title Liens or Foreclosed	2,510.24
Other Public Safety		CAPITAL OUTLAY TOTAL	47,015.62	Balance Outstanding Dec. 31, 1972	172,529.11
PUBLIC WORKS				PRIOR YEARS TAXES OUTSTANDING	
Streets and Drainage	384,233.00	Public Enterprises		Balance January 1, 1972	154,437.24
Sewers and Sewage Processing		Recreation—Culture		Collected in 1972	154,222.18
Garbage and Trash Disposal	4,299.00	Public Works	47,015.62	Cancelled, Abated or Adjusted 1972	
Public Buildings and Grounds	22,550.00	Buildings and Grounds		Transfers to Tax Title Liens or Foreclosed	
Other Public Works		Library and Education		Balance December 31, 1972	215.06
HEALTH and WELFARE		Conservation		TAX TITLE LIENS OUTSTANDING	
Health Services Except Environmental	13,585.25	All Other		Balance January 1, 1972	18,003.07
Welfare-Public Assistance	8,515.00			Transfers From Taxes	2,910.24
Hospitals, Clinics, First Aid		CAPITAL DEBT AUTHORIZED, DECEMBER 31, 1972		Redeemed in 1972	11,521.42
Animal, Insect, & Rodent Control		ISSUED AND UNISSUED		Cancelled, Abated or Adjusted (1972)	
Other Welfare Services		School	1,916,865	Transfers to Foreclosed Property	
RECREATION and CONSERVATION		Self-liquidating		Balance December 31, 1972	9,391.89
Beaches and Boardwalks		Other		PROPERTY ACQUIRED BY DEED OR	
Parks, Playgrounds, Shade Trees	2,000.00	Total	1,916,865	FORECLOSURE	
Land Reclamation & Conservation	1,050.00	ISSUED AND OUTSTANDING		Balance January 1, 1972	1,400.00
Other Recreational Services	12,000.00	School	1,916,865.47	Transfers From Taxes or Liens	
EDUCATION (excluding schools)		Self-Liquidating		Sale for Cash (1972)	
Libraries		Other		Cancelled, Abated or Adjusted (1972)	
Other Educational Services		Total	1,916,865.47	Balance December 31, 1972	1,400.00
STATUTORY EXPENDITURES		EQUALIZED VALUATION BASIS		CURRENT FINANCES DECEMBER 31, 1972	
Pensions & F. I. C. A.	25,530.00	FOR NET DEBT COMPUTATION	133,979,488.67	ASSETS	
Employee Fringe Benefits	16,000.00	REAL PROPERTY VALUATIONS		Cash Dec. 31, 1972	731,756.01
Other Statutory Expenditures		Code Class # of Parcels % VAL'N		Taxes Receivable	172,744.17
MUNICIPAL FUNCTIONS		1 Vacant Land 942 2.25	1,891,400.00	Tax Title Liens	9,391.89
CAPITAL IMPROVEMENTS		2 Residential 2639 57.93	48,665,500.00	Foreclosed Property	1,400.00
DEBT SERVICE		3 Farm 630 13.48	11,323,300.00	Emergencies & Other Deferred Charges	45,659.00
Principal Payments	53,000.00	4a Commercial 61 3.06	2,568,300.00	State Aid Receivable	221,000.00
Interest Payments	9,000.00	4b Industrial 31 23.05	19,359,358.00	Other Receivables	157,198.87
DEFERRED CHARGES		4c Apartments 7 .23	194,800.00	Total	1,339,189.94
SCHOOL, COUNTY, SPECIAL DISTRICT TAXES	4,168,277.56	4310 Total	84,002,658.00	LIABILITIES, RESERVES, AND SURPLUS	
RESERVE FOR UNCOLLECTED TAXES	224,001.29	Land Area 58.00 Sq. Miles		Cash Liabilities	623,526.60
EMERGENCY EMPLOYMENT ACT OF 1971		Net Valuation Taxable-Municipal	85,505,684.00	Reserves for Receivables	340,734.93
EXPENDITURES		Net Valuation Taxable-County	154,341,751.00	Surplus Dec. 31,	374,528.41
TOTAL	5,271,735.45	State Equalization Ratio	56.44	Total	1,339,189.94

1319

Population 1970 21,756
 Population 1972 23,320
 S & P Rating
 Moody Rating BAA

General Tax Rate Per \$100. 4.68
 State Equalized Tax Rate 3.42

HOWELL TOWNSHIP — MONMOUTH COUNTY

Form of Government:

Township Committee

Number of Members on Governing Body 5

PER CAPITA:

Gross Debt 440.80
 Net Debt 41.11
 Debt Service .79
 Total Tax Levy 287.47
 Municipal Expenditures 116.67

PER CENT:

Gross Debt 6.31
 Net Debt .59
 Tax Levy Collected 93.45
 Tax Levy Cancelled, Abated or Adjusted .18

EXPENDITURES		REVENUES-REALIZED		1972 PROPERTY TAX	
GENERAL GOVERNMENT				STATE EQUALIZED TAX RATE 1.48	
Governing Body & Public Boards		1972 Property Taxes Collected	6,264,330.62	Local District School Taxes	2,747,488.25
Municipal Clerk		1972 Payments in Lieu of Taxes		Regional & Consolidated School Tax	2,330,166.88
Financial Administration	14,475.00	Delinquent Tax & Lien Collections	350,570.83	School Taxes in Municipal Budget	
Assessment of Taxes	27,556.00	Business Personalty Replacement Taxes	86,347.05	County Taxes	1,143,351.58
Collection of Taxes	28,276.00	Taxes from Public Utilities	606,362.10	County Library Taxes	43,104.14
Planning, Housing & Development	26,500.00	Other Miscellaneous Tax Revenues		Local Municipal Purpose Taxes	
Human Resources	1,000.00	State Aid Revenues	84,312.35	Veteran & Senior Citizen Taxes	105,560.00
Elections	5,170.00	Federal Aid Revenues	52,135.04	Total Taxes for Rate Computation	6,270,070.85
General Administration (other)	227,540.00	State and Local Fiscal Assistance Act Utilized		Special District Taxes	164,325.51
JUDICIARY		Sale of Acquired Property		Bank Stock Taxes	3,297.44
Municipal Courts	24,362.00	Other Miscellaneous Revenues	179,022.31	Added and Omitted Taxes	271,958.35
PUBLIC SAFETY		Other Revenues, Revenue Sharing Tax Effort	100,126.19	Total Taxes Levied - ABSTRACT	6,703,732.15
Fire Protection	2,616.00	Total	7,763,606.49	Total Taxes Billed	6,703,732.15
Police Protection	232,553.00	Prior Years Surplus Appropriated	1,231,002.53	1972 TAXES COLLECTED	6,264,330.62
Civil Defense & Disaster Control	1,500.00	REVENUES TOTAL	8,994,609.02	1972 Taxes Cancelled, Abated or Adjusted	12,259.98
Environmental Inspection & Control	24,112.00			Transfer to Tax Title Liens or Foreclosed	18,545.83
Other Public Safety	400.00			Balance Outstanding Dec. 31, 1972	408,595.72
PUBLIC WORKS		CAPITAL OUTLAY TOTAL		PRIOR YEARS TAXES OUTSTANDING	
Streets and Drainage	416,863.03	Public Enterprises		Balance January 1, 1972	351,464.17
Sewers and Sewage Processing	12,000.00	Recreation—Culture		Collected in 1972	372,975.54
Garbage and Trash Disposal	3,600.00	Public Works		Cancelled, Abated or Adjusted 1972	
Public Buildings and Grounds	50,658.00	Buildings and Grounds		Transfers to Tax Title Liens or Foreclosed	13,589.21
Other Public Works	4,000.00	Library and Education		Balance December 31, 1972	4,895.42
HEALTH and WELFARE		Conservation		TAX TITLE LIENS OUTSTANDING	
Health Services Except Environmental	50,020.00	All Other		Balance January 1, 1972	170,445.83
Welfare-Public Assistance	2,725.00			Transfers From Taxes	28,570.86
Hospitals, Clinics, First Aid		CAPITAL DEBT AUTHORIZED, DECEMBER 31, 1972		Redeemed in 1972	17,555.29
Animal, Insect, & Rodent Control	5,000.00	ISSUED AND UNISSUED		Cancelled, Abated or Adjusted (1972)	265.74
Other Welfare Services		School	9,933,280	Transfers to Foreclosed Property	34,075.25
RECREATION and CONSERVATION		Self-liquidating		Balance December 31, 1972	147,080.41
Beaches and Boardwalks		Other	346,282	PROPERTY ACQUIRED BY DEED OR FORECLOSURE	
Parks, Playgrounds, Shade Trees	700.00	Total	10,279,562	Balance January 1, 1972	74,620.26
Land Reclamation & Conservation	2,200.00			Transfers From Taxes or Liens	35,379.74
Other Recreational Services	36,100.00	ISSUED AND OUTSTANDING		Sale for Cash (1972)	
EDUCATION (excluding schools)		School	9,933,280.22	Cancelled, Abated or Adjusted (1972)	
Libraries	200.00	Self-Liquidating		Balance December 31, 1972	114,000.00
Other Educational Services	960,024.00	Other	305,000.00	CURRENT FINANCES DECEMBER 31, 1972	
STATUTORY EXPENDITURES		Total	10,238,280.22	ASSETS	
Pensions & F. I. C. A.	44,626.00	EQUALIZED VALUATION BASIS		Cash Dec. 31, 1972	506,461.12
Employee Fringe Benefits	18,157.00	FOR NET DEBT COMPUTATION	162,950,375.00	Taxes Receivable	413,495.14
Other Statutory Expenditures		REAL PROPERTY VALUATIONS		Tax Title Liens	147,080.41
MUNICIPAL FUNCTIONS		Code Class # of Parcels % VAL'N		Foreclosed Property	114,000.00
CAPITAL IMPROVEMENTS	2,224,573.03	1 Vacant Land 1819 6.03	8,097,010.00	Emergencies & Other Deferred Charges	25,045.89
DEBT SERVICE	24,000.00	2 Residential 4865 64.00	85,924,550.00	State Aid Receivable	18,522.54
Principal Payments		3 Farm 574 14.25	19,122,650.00	Other Receivables	245,858.70
Interest Payments	18,465.86	4a Commercial 292 14.47	19,420,950.00	Total	1,474,463.80
		4b Industrial 12 1.26	1,651,800.00	LIABILITIES, RESERVES, AND SURPLUS	
DEFERRED CHARGES		4c Apartments		Cash Liabilities	372,718.04
SCHOOL, COUNTY, SPECIAL DISTRICT TAXES	25,172.51	7566 Total	134,256,560.00	Reserves for Receivables	520,434.25
RESERVE FOR UNCOLLECTED TAXES	6,428,436.36	Land Area 62.10 Sq. Miles		Surplus Dec. 31,	181,311.51
EMERGENCY EMPLOYMENT ACT OF 1971	400,499.45			Total	1,474,463.80
EXPENDITURES TOTAL	9,149,282.25	Net Valuation Taxable-Municipal	136,017,306.00		
		Net Valuation Taxable-County	171,055,550.00		
		State Equalization Ratio	73.25		

2112

Population 1970 2,057
 Population 1972 2,140
 S & P Rating
 Moody Rating

General Tax Rate Per \$100. 3.58
 State Equalized Tax Rate 3.07

INDEPENDENCE TOWNSHIP — WARREN COUNTY

Form of Government:

Township Committee

Number of Members on Governing Body 3

PER CAPITA:

Gross Debt 146.26

Net Debt

Debt Service

Total Tax Levy 310.29

Municipal Expenditures 106.34

PER CENT:

Gross Debt 1.64

Net Debt

Tax Levy Collected 89.65

Tax Levy Cancelled, Abated
or Adjusted .55

EXPENDITURES		REVENUES-REALIZED		1972 PROPERTY TAX	
GENERAL GOVERNMENT		1972 Property Taxes Collected		STATE EQUALIZED TAX RATE	
Governing Body & Public Boards			596,945.55	Local District School Taxes	2.09
Municipal Clerk		1972 Payments in Lieu of Taxes		Regional & Consolidated School Tax	
Financial Administration	1,700.00	Delinquent Tax & Lien Collections	86,356.04	School Taxes in Municipal Budget	
Assessment of Taxes	3,850.00	Business Personalty Replacement Taxes	15,407.35	County Taxes	.73
Collection of Taxes	2,770.00	Taxes from Public Utilities	25,889.66	County Library Taxes	.02
Planning, Housing & Development	2,275.00	Other Miscellaneous Tax Revenues		Local Municipal Purpose Taxes	.17
Human Resources		State Aid Revenues	22,886.74	Veteran & Senior Citizen Taxes	.05
Elections		Federal Aid Revenues		Total Taxes for Rate Computation	3.06
General Administration (other)	15,850.00	State and Local Fiscal Assistance Act Utilized		Special District Taxes	
JUDICIARY		Sale of Acquired Property		Bank Stock Taxes	333.25
Municipal Courts	3,758.10	Other Miscellaneous Revenues	21,772.53	Added and Omitted Taxes	14,665.76
PUBLIC SAFETY		Other Revenues, Revenue Sharing Tax Effort	14,513.18	Total Taxes Levied - ABSTRACT	664,010.79
Fire Protection	5,700.00	Total	783,771.85	Total Taxes Billed	665,585.61
Police Protection	15,500.00	Prior Years Surplus Appropriated	40,000.00	1972 TAXES COLLECTED	596,945.55
Civil Defense & Disaster Control	150.00	REVENUES TOTAL	823,771.85	1972 Taxes Cancelled, Abated or Adjusted	3,536.32
Environmental Inspection & Control	2,755.00	CAPITAL OUTLAY TOTAL	13,810.00	Transfer to Tax Title Liens or Foreclosed	18,168.50
Other Public Safety				Balance Outstanding Dec. 31, 1972	46,534.84
PUBLIC WORKS				PRIOR YEARS TAXES OUTSTANDING	
Streets and Drainage	43,110.00	Public Enterprises		Balance January 1, 1972	87,026.09
Sewers and Sewage Processing		Recreation—Culture		Collected in 1972	74,177.95
Garbage and Trash Disposal	4,500.00	Public Works	13,810.00	Cancelled, Abated or Adjusted 1972	2,306.59
Public Buildings and Grounds	1,550.00	Buildings and Grounds		Transfers to Tax Title Liens or Foreclosed	10,038.24
Other Public Works		Library and Education		Balance December 31, 1972	503.27
HEALTH and WELFARE		Conservation		TAX TITLE LIENS OUTSTANDING	
Health Services Except Environmental	300.00	All Other		Balance January 1, 1972	26,575.35
Welfare-Public Assistance	225.00	CAPITAL DEBT AUTHORIZED, DECEMBER 31, 1972		Transfers From Taxes	29,783.89
Hospitals, Clinics, First Aid	2,500.00	ISSUED AND UNISSUED GROSS DEBT		Redeemed in 1972	12,178.05
Animal, Insect, & Rodent Control	575.00	School	313,000	Cancelled, Abated or Adjusted (1972)	
Other Welfare Services		Self-liquidating		Transfers to Foreclosed Property	
RECREATION and CONSERVATION		Other		Balance December 31, 1972	44,185.19
Beaches and Boardwalks		Total	313,000	PROPERTY ACQUIRED BY DEED OR	
Parks, Playgrounds, Shade Trees		ISSUED AND OUTSTANDING		FORECLOSURE	
Land Reclamation & Conservation		School	313,000.00	Balance January 1, 1972	
Other Recreational Services	4,525.00	Self-Liquidating		Transfers From Taxes or Liens	
EDUCATION (excluding schools)		Other		Sale for Cash (1972)	
Libraries		Total	313,000.00	Cancelled, Abated or Adjusted (1972)	
Other Educational Services		EQUALIZED VALUATION BASIS		Balance December 31, 1972	
STATUTORY EXPENDITURES		FOR NET DEBT COMPUTATION	19,126,347.33	CURRENT FINANCES DECEMBER 31, 1972	
Pensions & F. I. C. A.	3,745.56	REAL PROPERTY VALUATIONS		ASSETS	
Employee Fringe Benefits		Code Class # of Parcels % VAL'N		Cash Dec. 31, 1972	366,500.28
Other Statutory Expenditures		1 Vacant Land 281 8.94	1,627,650.00	Taxes Receivable	47,038.11
MUNICIPAL FUNCTIONS		2 Residential 500 64.32	11,704,350.00	Tax Title Liens	44,185.19
CAPITAL IMPROVEMENTS	116,138.66	3 Farm 154 16.44	2,592,305.00	Foreclosed Property	
DEBT SERVICE		4a Commercial 39 5.79	1,054,400.00	Emergencies & Other Deferred Charges	15,547.30
Principal Payments		4b Industrial 4 3.49	634,500.00	State Aid Receivable	35,037.96
Interest Payments		4c Apartments 4 1.01	183,700.00	Other Receivables	7,272.87
DEFERRED CHARGES	6,322.31	1022 Total	18,196,905.00	Total	535,581.71
SCHOOL, COUNTY, SPECIAL DISTRICT TAXES	612,778.76	Land Area 20.10 Sq. Miles		LIABILITIES, RESERVES, AND SURPLUS	
RESERVE FOR UNCOLLECTED TAXES	105,106.60	Net Valuation Taxable-Municipal	18,477,843.00	Cash Liabilities	288,729.90
EMERGENCY EMPLOYMENT ACT OF 1971		Net Valuation Taxable-County	19,355,518.00	Reserves for Receivables	58,496.17
EXPENDITURES		State Equalization Ratio	85.78	Surplus Dec. 31,	148,755.64
TOTAL	840,346.23			Total	535,981.71

1320

Population 1970 1,182
 Population 1972 1,190
 S & P Rating
 Moody Rating

General Tax Rate Per \$100. 2.74
 State Equalized Tax Rate 2.28

INTERLAKEN BOROUGH — MONMOUTH COUNTY
Form of Government:
Borough Council
Number of Members on Governing Body 6

PER CAPITA:
 Gross Debt
 Net Debt
 Debt Service
 Total Tax Levy 291.63
 Municipal Expenditures 172.78

PER CENT:
 Gross Debt
 Net Debt
 Tax Levy Collected 96.93
 Tax Levy Cancelled, Abated or Adjusted .14

EXPENDITURES		REVENUES-REALIZED		1972 PROPERTY TAX	
GENERAL GOVERNMENT				STATE EQUALIZED TAX RATE	
Governing Body & Public Boards		1972 Property Taxes Collected	336,459.52	Local District School Taxes .62	56,070.00
Municipal Clerk		1972 Payments in Lieu of Taxes	974.64	Regional & Consolidated School Tax	
Financial Administration	2,500.00	Delinquent Tax & Lien Collections	7,247.76	School Taxes in Municipal Budget	
Assessment of Taxes	1,500.00	Business Personalty Replacement Taxes	14.00	County Taxes	95,233.80
Collection of Taxes	2,800.00	Taxes from Public Utilities	26,871.69	County Library Taxes	3,590.00
Planning, Housing & Development	50.00	Other Miscellaneous Tax Revenues		Local Municipal Purpose Taxes	152,004.44
Human Resources		State Aid Revenues	6,871.55	Veteran & Senior Citizen Taxes	8,760.00
Elections	700.00	Federal Aid Revenues		Total Taxes for Rate Computation 2.29	355,658.24
General Administration (other)	18,362.25	State and Local Fiscal Assistance Act Utilized		Special District Taxes	
JUDICIARY		Sale of Acquired Property	9,305.64	Bank Stock Taxes	
Municipal Courts	1,850.00	Other Miscellaneous Revenues	775.53	Added and Omitted Taxes	145.95
PUBLIC SAFETY		Other Revenues, Revenue Sharing Tax Effort	388,520.33	Total Taxes Levied - ABSTRACT	347,044.19
Fire Protection	6,800.26	Total	15,000.00	Total Taxes Billed	347,113.80
Police Protection	42,213.64	Prior Years Surplus Appropriated	403,520.33	1972 TAXES COLLECTED	336,459.52
Civil Defense & Disaster Control	100.00	REVENUES TOTAL	7,300.00	1972 Taxes Cancelled, Abated or Adjusted	470.00
Environmental Inspection & Control	250.00	CAPITAL OUTLAY TOTAL		Transfer to Tax Title Liens or Foreclosed	
Other Public Safety				Balance Outstanding Dec. 31, 1972	10,184.28
PUBLIC WORKS				PRIOR YEARS TAXES OUTSTANDING	
Streets and Drainage	29,727.97	Public Enterprises		Balance January 1, 1972	7,247.78
Sewers and Sewage Processing	19,413.53	Recreation—Culture		Collected in 1972	7,247.76
Garbage and Trash Disposal	23,500.00	Public Works	7,300.00	Cancelled, Abated or Adjusted 1972	
Public Buildings and Grounds	4,500.00	Buildings and Grounds		Transfers to Tax Title Liens or Foreclosed	
Other Public Works		Library and Education		Balance December 31, 1972	.02
HEALTH and WELFARE		Conservation		TAX TITLE LIENS OUTSTANDING	
Health Services Except Environmental	475.00	All Other		Balance January 1, 1972	
Welfare-Public Assistance		CAPITAL DEBT AUTHORIZED, DECEMBER 31, 1972		Transfers From Taxes	
Hospitals, Clinics, First Aid	250.00	ISSUED AND UNISSUED		Redeemed in 1972	
Animal, Insect, & Rodent Control		School		Cancelled, Abated or Adjusted (1972)	
Other Welfare Services		Self-liquidating		Transfers to Foreclosed Property	
RECREATION and CONSERVATION		Other		Balance December 31, 1972	
Beaches and Boardwalks		Total		PROPERTY ACQUIRED BY DEED OR	
Parks, Playgrounds, Shade Trees	13,318.21	ISSUED AND OUTSTANDING		FORECLOSURE	
Land Reclamation & Conservation		School		Balance January 1, 1972	100.00
Other Recreational Services	5,419.00	Self-Liquidating		Transfers From Taxes or Liens	
EDUCATION (excluding schools)		Other		Sale for Cash (1972)	
Libraries	1,050.00	Total		Cancelled, Abated or Adjusted (1972)	
Other Educational Services		EQUALIZED VALUATION BASIS		Balance December 31, 1972	100.00
STATUTORY EXPENDITURES		FOR NET DEBT COMPUTATION	14,226,360.00	CURRENT FINANCES DECEMBER 31, 1972	
Pensions & F. I. C. A.	11,531.35	REAL PROPERTY VALUATIONS		ASSETS	
Employee Fringe Benefits		Code Class # of Parcels % VAL'N		Cash Dec. 31, 1972	60,863.68
Other Statutory Expenditures		1 Vacant Land 21 1.28	165,300.00	Taxes Receivable	10,184.30
MUNICIPAL FUNCTIONS		2 Residential 374 98.72	12,755,550.00	Tax Title Liens	
CAPITAL IMPROVEMENTS		3 Farm		Foreclosed Property	100.00
DEBT SERVICE		4a Commercial		Emergencies & Other Deferred Charges	4,441.61
Principal Payments		4b Industrial		State Aid Receivable	
Interest Payments		4c Apartments		Other Receivables	340.74
DEFERRED CHARGES		395 Total	12,524,850.00	Total	75,930.33
SCHOOL, COUNTY, SPECIAL DISTRICT TAXES	2,500.00	Land Area .38 Sq. Miles		LIABILITIES, RESERVES, AND SURPLUS	
RESERVE FOR UNCOLLECTED TAXES	154,853.80	Net Valuation Taxable-Municipal	12,588,229.00	Cash Liabilities	22,596.05
EMERGENCY EMPLOYMENT ACT OF 1971	16,400.22	Net Valuation Taxable-County	14,225,043.00	Reserves for Receivables	10,625.04
EXPENDITURES		State Equalization Ratio	83.44	Surplus Dec. 31,	42,309.24
TOTAL	400,505.23			Total	75,930.33

0709

Population 1970 59,743
 Population 1972 59,480
 S & P Rating AA
 Moody Rating A

General Tax Rate Per \$100. 6.27
 State Equalized Tax Rate 5.39

IRVINGTON TOWN — ESSEX COUNTY

Form of Government:

Mayor-Council Plan D (OMCL50)

Number of Members on Governing Body 7

PER CAPITA:

Gross Debt 311.85
 Net Debt 210.32
 Debt Service 13.00
 Total Tax Levy 334.41
 Municipal Expenditures 205.52

PER CENT:

Gross Debt 5.48
 Net Debt 3.69
 Tax Levy Collected 96.55
 Tax Levy Cancelled, Abated or Adjusted .82

EXPENDITURES		REVENUES-REALIZED		1972 PROPERTY TAX	
GENERAL GOVERNMENT				STATE EQUALIZED TAX RATE 1.98	
Governing Body & Public Boards	71,614.00	1972 Property Taxes Collected 19,216,557.71		Local District School Taxes	7,368,459.00
Municipal Clerk	44,524.00	1972 Payments in Lieu of Taxes 84,870.39		Regional & Consolidated School Tax	
Financial Administration	164,500.00	Delinquent Tax & Lien Collections 435,574.06		School Taxes in Municipal Budget	357,150.00
Assessment of Taxes	42,800.00	Business Personalty Replacement Taxes 472,284.65		County Taxes	4,426,168.76
Collection of Taxes	79,700.00	Taxes from Public Utilities 709,106.39		County Library Taxes	
Planning, Housing & Development	10,600.00	Other Miscellaneous Tax Revenues		Local Municipal Purpose Taxes	7,661,647.91
Human Resources	2,450.00	State Aid Revenues 683,535.54		Veteran & Senior Citizen Taxes	224,400.00
Elections	24,000.00	Federal Aid Revenues 433,730.88		Total Taxes for Rate Computation	20,037,825.67
General Administration (other)	396,514.00	State and Local Fiscal Assistance Act Utilized		Special District Taxes	
JUDICIARY		Sale of Acquired Property		Bank Stock Taxes	39,221.89
Municipal Courts	110,862.00	Other Miscellaneous Revenues 1,175,648.54		Added and Omitted Taxes	37,895.88
PUBLIC SAFETY		Other Revenues, Revenue Sharing Tax Effort 207,314.35		Total Taxes Levied - ABSTRACT	15,890,543.44
Fire Protection	2,076,286.00	Total 23,418,622.91		Total Taxes Billed	15,503,624.56
Police Protection	2,016,322.00	Prior Years Surplus Appropriated 700,000.00		1972 TAXES COLLECTED	15,216,557.71
Civil Defense & Disaster Control	26,650.00	REVENUES TOTAL 24,118,622.91		1972 Taxes Cancelled, Abated or Adjusted	163,631.71
Environmental Inspection & Control	507,224.13	CAPITAL OUTLAY TOTAL 3,423,444.17		Transfer to Tax Title Liens or Foreclosed	54,114.73
Other Public Safety	80,280.00			Balance Outstanding Dec. 31, 1972	469,320.41
PUBLIC WORKS				PRIOR YEARS TAXES OUTSTANDING	
Streets and Drainage	962,920.95	Public Enterprises		Balance January 1, 1972	618,423.03
Sewers and Sewage Processing	44,000.00	Recreation—Culture		Collected in 1972	396,446.00
Garbage and Trash Disposal	300,757.00	Public Works 67.92		Cancelled, Abated or Adjusted 1972	71,581.35
Public Buildings and Grounds	399,464.00	Buildings and Grounds 266,003.94		Transfers to Tax Title Liens or Foreclosed	18,946.53
Other Public Works	84,000.00	Library and Education 3,157,272.31		Balance December 31, 1972	131,049.15
HEALTH and WELFARE		Conservation		TAX TITLE LIENS OUTSTANDING	
Health Services Except Environmental	157,132.00	All Other		Balance January 1, 1972	116,001.02
Welfare-Public Assistance	63,246.00	CAPITAL DEBT AUTHORIZED, DECEMBER 31, 1972		Transfers From Taxes	72,691.78
Hospitals, Clinics, First Aid	500,000.00	ISSUED AND UNISSUED GROSS DEBT NET DEBT		Redeemed in 1972	39,128.06
Animal, Insect, & Rodent Control	19,470.00	School 6,039,000		Cancelled, Abated or Adjusted (1972)	
Other Welfare Services		Self-liquidating 12,510,000 12,510,000		Transfers to Foreclosed Property	
RECREATION and CONSERVATION		Other 18,549,000 12,510,000		Balance December 31, 1972	150,564.74
Beaches and Boardwalks		ISSUED AND OUTSTANDING		PROPERTY ACQUIRED BY DEED OR FORECLOSURE	
Parks, Playgrounds, Shade Trees	138,770.00	School 6,039,000.00		Balance January 1, 1972	51,710.48
Land Reclamation & Conservation	34,163.23	Self-Liquidating 4,610,000.00		Transfers From Taxes or Liens	1,789.52
Other Recreational Services	163,675.00	Other 10,649,000.00		Sale for Cash (1972)	
EDUCATION (excluding schools)		Total 338,786,436.00		Cancelled, Abated or Adjusted (1972)	
Libraries	284,233.00	EQUALIZED VALUATION BASIS FOR NET DEBT COMPUTATION		Balance December 31, 1972	53,500.00
Other Educational Services	5,150.00	REAL PROPERTY VALUATIONS		CURRENT FINANCES DECEMBER 31, 1972	
STATUTORY EXPENDITURES		Code Class # of Parcels % VAL'N ASSESSED VALUATION		ASSETS	
Pensions & F. I. C. A.	788,616.58	1 Vacant Land 191 .59 1,810,300.00		Cash Dec. 31, 1972	4,568,661.46
Employee Fringe Benefits	215,500.00	2 Residential 8038 58.18 178,649,700.00		Taxes Receivable	600,369.56
Other Statutory Expenditures		3 Farm 43,539,600.00		Tax Title Liens	150,564.74
MUNICIPAL FUNCTIONS TOTAL 9,819,824.29		4a Commercial 614 14.18 22,682,300.00		Foreclosed Property	53,500.00
CAPITAL IMPROVEMENTS *MEMO* 50,000.00		4b Industrial 196 7.39 60,398,100.00		Emergencies & Other Deferred Charges	1,800.00
DEBT SERVICE		4c Apartments 404 19.67 307,080,000.00		State Aid Receivable	40,045.78
Principal Payments	535,000.00	Total 86.03		Other Receivables	15,202.12
Interest Payments	238,013.50	Land Area 2.80 Sq. Miles		Total	5,430,143.66
TYPE I SCHL DEBT *MEMO* 436,068.50		Net Valuation Taxable-Municipal 319,628,100.00		LIABILITIES, RESERVES, AND SURPLUS	
DEFERRED CHARGES 106,684.77		Net Valuation Taxable-County 347,759,523.00		Cash Liabilities	1,385,482.40
SCHOOL, COUNTY, SPECIAL DISTRICT TAXES 12,151,777.76		State Equalization Ratio		Reserves for Receivables	819,636.42
RESERVE FOR UNCOLLECTED TAXES 1,464,853.49				Surplus Dec. 31,	3,225,024.84
EMERGENCY EMPLOYMENT ACT OF 1971 60,059.56				Total	5,430,143.66
EXPENDITURES TOTAL 24,376,213.37					

1971/3000

-306-

* ABOVE DEBT SERVICE INCLUDES TYPE I SCHOOL DEBT

1510

Population 1970 1,397
 Population 1972 1,425
 S & P Rating
 Moody Rating

General Tax Rate Per \$100. 3.88
 State Equalized Tax Rate 3.73

ISLAND HEIGHTS BOROUGH — OCEAN COUNTY

Form of Government:

Borough Council

Number of Members on Governing Body 6

PER CAPITA:

Gross Debt 217.28
 Net Debt 23.58
 Debt Service 5.35
 Total Tax Levy 352.30
 Municipal Expenditures 151.85

PER CENT:

Gross Debt 2.73
 Net Debt .30
 Tax Levy Collected 90.21
 Tax Levy Cancelled, Abated or Adjusted .03

EXPENDITURES		REVENUES-REALIZED		1972 PROPERTY TAX	
GENERAL GOVERNMENT				STATE EQUALIZED TAX RATE 1.22	
Governing Body & Public Boards		1972 Property Taxes Collected	452,858.96	Local District School Taxes	166,486.00
Municipal Clerk		1972 Payments in Lieu of Taxes		Regional & Consolidated School Tax	174,869.53
Financial Administration	2,200.00	Delinquent Tax & Lien Collections	40,831.99	School Taxes in Municipal Budget	
Assessment of Taxes	2,600.00	Business Personality Replacement Taxes	1,933.02	County Taxes	57,288.59
Collection of Taxes	3,518.00	Taxes from Public Utilities	21,551.89	County Library Taxes	2,426.20
Planning, Housing & Development	700.00	Other Miscellaneous Tax Revenues		Local Municipal Purpose Taxes	53,717.53
Human Resources		State Aid Revenues	7,215.68	Veteran & Senior Citizen Taxes	12,730.00
Elections	800.00	Federal Aid Revenues		Total Taxes for Rate Computation	507,517.85
General Administration (other)	31,100.00	State and Local Fiscal Assistance Act Utilized		Special District Taxes	
JUDICIARY		Sale of Acquired Property		Bank Stock Taxes	182.47
Municipal Courts	2,500.00	Other Miscellaneous Revenues	8,993.65	Added and Omitted Taxes	7,056.13
PUBLIC SAFETY		Other Revenues, Revenue Sharing Tax Effort	3,979.79	Total Taxes Levied - ABSTRACT	502,026.45
Fire Protection	2,300.00	Total	537,464.97	Total Taxes Billed	502,026.45
Police Protection	27,200.00	Prior Years Surplus Appropriated	40,000.00	1972 TAXES COLLECTED	452,858.96
Civil Defense & Disaster Control	100.00	REVENUES TOTAL	577,464.97	1972 Taxes Cancelled, Abated or Adjusted	160.00
Environmental Inspection & Control	9,700.00			Transfer to Tax Title Liens or Foreclosed	
Other Public Safety				Balance Outstanding Dec. 31, 1972	49,007.49
PUBLIC WORKS		CAPITAL OUTLAY TOTAL		PRIOR YEARS TAXES OUTSTANDING	
Streets and Drainage	16,110.00	Public Enterprises		Balance January 1, 1972	41,192.15
Sewers and Sewage Processing		Recreation—Culture		Collected in 1972	40,831.99
Garbage and Trash Disposal	21,176.00	Public Works		Cancelled, Abated or Adjusted 1972	
Public Buildings and Grounds	5,400.00	Buildings and Grounds		Transfers to Tax Title Liens or Foreclosed	
Other Public Works	4,830.00	Library and Education		Balance December 31, 1972	360.16
HEALTH and WELFARE		Conservation		TAX TITLE LIENS OUTSTANDING	
Health Services Except Environmental	600.00	All Other		Balance January 1, 1972	5,380.45
Welfare-Public Assistance	210.00			Transfers From Taxes	
Hospitals, Clinics, First Aid	750.00	CAPITAL DEBT AUTHORIZED, DECEMBER 31, 1972		Redeemed in 1972	
Animal, Insect, & Rodent Control	1,000.00	ISSUED AND UNISSUED		Cancelled, Abated or Adjusted (1972)	
Other Welfare Services		School	162,022	Transfers to Foreclosed Property	
RECREATION and CONSERVATION		Self-liquidating	114,000	Balance December 31, 1972	5,380.45
Beaches and Boardwalks	11,300.00	Other	33,600	PROPERTY ACQUIRED BY DEED OR	
Parks, Playgrounds, Shade Trees	2,250.00	Total	309,622	FORECLOSURE	
Land Reclamation & Conservation				Balance January 1, 1972	2,250.00
Other Recreational Services	2,000.00	ISSUED AND OUTSTANDING		Transfers From Taxes or Liens	
EDUCATION (excluding schools)		School	162,022.33	Sale for Cash (1972)	
Libraries	2,525.00	Self-Liquidating	108,000.00	Cancelled, Abated or Adjusted (1972)	
Other Educational Services		Other	18,500.00	Balance December 31, 1972	2,250.00
STATUTORY EXPENDITURES		Total	288,522.33	CURRENT FINANCES DECEMBER 31, 1972	
Pensions & F. I. C. A.	5,416.00	EQUALIZED VALUATION BASIS		ASSETS	
Employee Fringe Benefits	750.00	FOR NET DEBT COMPUTATION	11,334,686.00	Cash Dec. 31, 1972	194,278.36
Other Statutory Expenditures		REAL PROPERTY VALUATIONS		Taxes Receivable	49,367.65
MUNICIPAL FUNCTIONS: TOTAL	157,435.00	Code Class # of Parcels % VAL'N	ASSESSED VALUATION	Tax Title Liens	5,380.45
CAPITAL IMPROVEMENTS *MEMO*	12,830.00	1 Vacant Land 128 4.95	643,050.00	Foreclosed Property	2,250.00
DEBT SERVICE		2 Residential 606 85.76	11,152,050.00	Emergencies & Other Deferred Charges	11,060.00
Principal Payments	6,500.00	3 Farm		State Aid Receivable	520.00
Interest Payments	1,125.00	4a Commercial 27 9.29	1,207,950.00	Other Receivables	1,800.02
DEFERRED CHARGES	1,540.00	4b Industrial		Total	264,696.48
SCHOOL, COUNTY, SPECIAL DISTRICT TAXES	401,070.32	4c Apartments		LIABILITIES, RESERVES, AND SURPLUS	
RESERVE FOR UNCOLLECTED TAXES	49,791.31	761 Total	13,003,050.00	Cash Liabilities	172,670.56
EMERGENCY EMPLOYMENT ACT OF 1971		Land Area .60 Sq. Miles		Reserves for Receivables	58,828.12
EXPENDITURES TOTAL	617,461.63	Net Valuation Taxable-Municipal	13,101,619.00	Surplus Dec. 31,	23,187.80
		Net Valuation Taxable-County	11,409,599.00	Total	264,696.48
		State Equalization Ratio	96.27		

1511

Population 1970 18,276
 Population 1972 19,640
 S & P Rating
 Moody Rating BAA

General Tax Rate Per \$100.
5.44
 State Equalized Tax Rate
4.26

JACKSON TOWNSHIP — OCEAN COUNTY
Form of Government:
Township Committee
Number of Members on Governing Body 5

PER CAPITA:
 Gross Debt 481.05
 Net Debt 75.32
 Debt Service 3.80
 Total Tax Levy 343.80
 Municipal Expenditures 140.92

PER CENT:
 Gross Debt 7.15
 Net Debt 1.13
 Tax Levy Collected 300.00
 Tax Levy Cancelled, Abated or Adjusted

EXPENDITURES		REVENUES-REALIZED		1972 PROPERTY TAX	
GENERAL GOVERNMENT				STATE EQUALIZED TAX RATE	
Governing Body & Public Boards		1972 Property Taxes Collected	5,873,261.43	Local District School Taxes	3.01
Municipal Clerk	34,548.00	1972 Payments in Lieu of Taxes		Regional & Consolidated School Tax	
Financial Administration	65,850.00	Delinquent Tax & Lien Collections	743,628.82	School Taxes in Municipal Budget	
Assessment of Taxes	105,413.00	Business Personalty Replacement Taxes	66,537.88	County Taxes	.45
Collection of Taxes	34,674.00	Taxes from Public Utilities	314,284.38	County Library Taxes	.02
Planning, Housing & Development	5,000.00	Other Miscellaneous Tax Revenues	80,227.96	Local Municipal Purpose Taxes	.69
Human Resources	3,500.00	State Aid Revenues	40,839.32	Veteran & Senior Citizen Taxes	.06
Elections	278,404.00	Federal Aid Revenues	85,000.00	Total Taxes for Rate Computation	4.27
General Administration (other)		State and Local Fiscal Assistance Act Utilized	145,570.00	Special District Taxes	
JUDICIARY	24,560.00	Sale of Acquired Property	40,883.89	Bank Stock Taxes	
Municipal Courts		Other Miscellaneous Revenues	281,447.19	Added and Omitted Taxes	
PUBLIC SAFETY		Other Revenues, Revenue Sharing Tax Effort	7,675,680.87	Total Taxes Levied - ABSTRACT	
Fire Protection	451,153.00	Prior Years Surplus Appropriated	421,242.11	Total Taxes Billed	5,873,261.43
Police Protection	3,385.00	REVENUES TOTAL	8,096,522.98	1972 TAXES COLLECTED	
Civil Defense & Disaster Control	27,325.00			1972 Taxes Cancelled, Abated or Adjusted	
Environmental Inspection & Control				Transfer to Tax Title Liens or Foreclosed	
Other Public Safety				Balance Outstanding Dec. 31, 1972	887,509.34
PUBLIC WORKS	287,208.11	CAPITAL OUTLAY TOTAL		PRIOR YEARS TAXES OUTSTANDING	
Streets and Drainage		Public Enterprises		Balance January 1, 1972	723,462.53
Sewers and Sewage Processing	31,194.00	Recreation—Culture		Collected in 1972	603,734.19
Garbage and Trash Disposal	**114,497.00	Public Works		Cancelled, Abated or Adjusted 1972	
Public Buildings and Grounds	58,486.00	Buildings and Grounds		Transfers to Tax Title Liens or Foreclosed	
Other Public Works		Library and Education		Balance December 31, 1972	119,728.34
HEALTH and WELFARE	26,688.00	Conservation		TAX TITLE LIENS OUTSTANDING	
Health Services Except Environmental	15,845.00	All Other		Balance January 1, 1972	451,378.72
Welfare-Public Assistance	11,500.00			Transfers From Taxes	
Hospitals, Clinics, First Aid	1,400.00			Redeemed in 1972	139,894.63
Animal, Insect, & Rodent Control				Cancelled, Abated or Adjusted (1972)	
Other Welfare Services				Transfers to Foreclosed Property	
RECREATION and CONSERVATION	1,200.00			Balance December 31, 1972	351,484.09
Beaches and Boardwalks	25,740.00			PROPERTY ACQUIRED BY DEED OR FORECLOSURE	
Parks, Playgrounds, Shade Trees				Balance January 1, 1972	456,118.91
Land Reclamation & Conservation				Transfers From Taxes or Liens	
Other Recreational Services				Sale for Cash (1972)	149,570.00
EDUCATION (excluding schools)				Cancelled, Abated or Adjusted (1972)	
Libraries				Balance December 31, 1972	306,548.91
Other Educational Services				CURRENT FINANCES DECEMBER 31, 1972	
STATUTORY EXPENDITURES	82,700.00			ASSETS	
Pensions & F. I. C. A.	32,000.00			Cash Dec. 31, 1972	1,215,533.66
Employee Fringe Benefits				Taxes Receivable	1,007,237.68
Other Statutory Expenditures				Tax Title Liens	351,484.09
MUNICIPAL FUNCTIONS	1,730,274.11			Foreclosed Property	306,548.91
CAPITAL IMPROVEMENTS	**MEMO*			Emergencies & Other Deferred Charges	15,000.00
DEBT SERVICE				State Aid Receivable	59,776.41
Principal Payments	51,500.00			Other Receivables	39,644.87
Interest Payments	23,204.00			Total	3,003,625.62
DEFERRED CHARGES	51,717.99			LIABILITIES, RESERVES, AND SURPLUS	
SCHOOL, COUNTY, SPECIAL DISTRICT TAXES	5,536,731.24			Cash Liabilities	381,764.34
RESERVE FOR UNCOLLECTED TAXES	848,000.00			Reserves for Receivables	1,704,515.55
EMERGENCY EMPLOYMENT ACT OF 1971	63,000.00			Surplus Dec. 31,	516,945.73
EXPENDITURES TOTAL	8,304,427.34			Total	3,003,625.62
		REAL PROPERTY VALUATIONS			
		Code Class # of Parcels % VAL'N			
		1 Vacant Land 4841 17.46		ASSESSED VALUATION	
		2 Residential 4734 70.84		20,735,500.00	
		3 Farm 181 2.25		84,145,170.00	
		4a Commercial 148 5.85		2,671,730.00	
		4b Industrial 26 .18		6,954,275.00	
		4c Apartments 8 3.42		213,980.00	
		9938 Total		4,063,250.00	
		Land Area 100.30 Sq. Miles		118,787,545.00	
		Net Valuation Taxable-Municipal	120,447,807.00		
		Net Valuation Taxable-County	147,470,393.00		
		State Equalization Ratio	78.49		

1971/3000

1208

Population 1970 4,584
 Population 1972 4,685
 S & P Rating
 Moody Rating

General Tax Rate Per \$100. 10.55
 State Equalized Tax Rate 3.35

JAMESBURG BOROUGH — MIDDLESEX COUNTY

Form of Government:

Borough Council

Number of Members on Governing Body 6

PER CAPITA:

Gross Debt 102.70
 Net Debt 62.15
 Debt Service 8.80
 Total Tax Levy 217.71
 Municipal Expenditures 102.67

PER CENT:

Gross Debt 1.97
 Net Debt 1.15
 Tax Levy Collected 92.67
 Tax Levy Cancelled, Abated or Adjusted

EXPENDITURES		REVENUES-REALIZED		1972 PROPERTY TAX	
GENERAL GOVERNMENT		1972 Property Taxes Collected		STATE EQUALIZED TAX RATE	
Governing Body & Public Boards			552,653.73	Local District School Taxes	2.07
Municipal Clerk	1,800.00	1972 Payments in Lieu of Taxes		Regional & Consolidated School Tax	
Financial Administration	5,765.00	Delinquent Tax & Lien Collections	54,349.17	School Taxes in Municipal Budget	
Assessment of Taxes	3,705.00	Business Personalty Replacement Taxes	23,897.59	County Taxes	.46
Collection of Taxes	5,350.00	Taxes from Public Utilities	59,096.06	County Library Taxes	
Planning, Housing & Development		Other Miscellaneous Tax Revenues		Local Municipal Purpose Taxes	.76
Human Resources	700.00	State Aid Revenues	17,734.82	Veteran & Senior Citizen Taxes	.07
Elections		Federal Aid Revenues		Total Taxes for Rate Computation	3.36
General Administration (other)	52,800.00	State and Local Fiscal Assistance Act Utilized		Special District Taxes	
JUDICIARY		Sale of Acquired Property		Bank Stock Taxes	
Municipal Courts	3,050.00	Other Miscellaneous Revenues	10,310.57	Added and Omitted Taxes	
PUBLIC SAFETY		Other Revenues, Revenue Sharing Tax Effort	16,923.17	Total Taxes Levied - ABSTRACT	1,019,969.34
Fire Protection	7,400.00	Total	1,134,965.11	Total Taxes Billed	1,027,569.26
Police Protection	112,400.00	Prior Years Surplus Appropriated	92,047.32	1972 TAXES COLLECTED	552,653.73
Civil Defense & Disaster Control	200.00	REVENUES TOTAL	1,227,012.43	1972 Taxes Cancelled, Abated or Adjusted	
Environmental Inspection & Control	2,000.00	CAPITAL OUTLAY TOTAL	42,825.61	Transfer to Tax Title Liens or Foreclosed	
Other Public Safety				Balance Outstanding Dec. 31, 1972	75,315.53
PUBLIC WORKS				PRIOR YEARS TAXES OUTSTANDING	
Streets and Drainage	33,715.00	Public Enterprises		Balance January 1, 1972	70,533.63
Sewers and Sewage Processing	44,650.00	Recreation—Culture		Collected in 1972	53,061.83
Garbage and Trash Disposal	39,000.00	Public Works	42,825.61	Cancelled, Abated or Adjusted 1972	
Public Buildings and Grounds	6,700.00	Buildings and Grounds		Transfers to Tax Title Liens or Foreclosed	5,004.20
Other Public Works		Library and Education		Balance December 31, 1972	12,467.60
HEALTH and WELFARE		Conservation		TAX TITLE LIENS OUTSTANDING	
Health Services Except Environmental	1,577.60	All Other		Balance January 1, 1972	13,286.13
Welfare-Public Assistance	1,770.00	CAPITAL DEBT AUTHORIZED, DECEMBER 31, 1972		Transfers From Taxes	5,550.19
Hospitals, Clinics, First Aid		ISSUED AND UNISSUED GROSS DEBT NET DEBT		Redeemed in 1972	1,287.34
Animal, Insect, & Rodent Control	800.00	School 190,000		Cancelled, Abated or Adjusted (1972)	
Other Welfare Services		Self-liquidating		Transfers to Foreclosed Property	
RECREATION and CONSERVATION		Other 291,163	291,163	Balance December 31, 1972	17,548.98
Beaches and Boardwalks		Total 481,163	291,163	PROPERTY ACQUIRED BY DEED OR	
Parks, Playgrounds, Shade Trees	600.00	ISSUED AND OUTSTANDING		FORECLOSURE	
Land Reclamation & Conservation		School 190,000.00		Balance January 1, 1972	4,750.00
Other Recreational Services	7,950.00	Self-Liquidating		Transfers From Taxes or Liens	
EDUCATION (excluding schools)		Other 288,600.00		Sale for Cash (1972)	
Libraries	1,500.00	Total 478,600.00		Cancelled, Abated or Adjusted (1972)	
Other Educational Services		EQUALIZED VALUATION BASIS		Balance December 31, 1972	4,750.00
STATUTORY EXPENDITURES		FOR NET DEBT COMPUTATION	24,375,932.00	CURRENT FINANCES DECEMBER 31, 1972	
Pensions & F. I. C. A.	13,672.40	REAL PROPERTY VALUATIONS		ASSETS	
Employee Fringe Benefits		Code Class # of Parcels % VAL'N		Cash Dec. 31, 1972	170,493.42
Other Statutory Expenditures		1 Vacant Land 172 26.30	2,478,400.00	Taxes Receivable	87,783.13
MUNICIPAL FUNCTIONS TOTAL	347,105.00	2 Residential 869 49.56	4,670,000.00	Tax Title Liens	17,548.98
CAPITAL IMPROVEMENTS *MEMC*	4,000.00	3 Farm		Foreclosed Property	4,750.00
DEBT SERVICE		4a Commercial 79 13.17	1,241,100.00	Emergencies & Other Deferred Charges	1,670.85
Principal Payments	26,800.00	4b Industrial 4 1.47	138,400.00	State Aid Receivable	8,823.00
Interest Payments	14,410.75	4c Apartments 19 9.51	895,950.00	Other Receivables	1,499.64
		1143 Total	9,423,850.00	Total	292,769.02
DEFERRED CHARGES	3,306.56	Land Area .87 Sq. Miles		LIABILITIES, RESERVES, AND SURPLUS	
SCHOOL, COUNTY, SPECIAL DISTRICT TAXES	777,618.25	Net Valuation Taxable-Municipal	9,764,850.00	Cash Liabilities	81,242.35
RESERVE FOR UNCOLLECTED TAXES	69,366.72	Net Valuation Taxable-County	26,238,953.00	Reserves for Receivables	111,581.75
EMERGENCY EMPLOYMENT ACT OF 1971		State Equalization Ratio	31.77	Surplus Dec. 31,	99,944.92
EXPENDITURES TOTAL	1,258,607.68			Total	292,769.02

1414

Population 1970 14,122
 Population 1972 14,950
 S & P Rating BBE
 Moody Rating BAA

General Tax Rate Per \$100. 5.59
 State Equalized Tax Rate 3.42

JEFFERSON TOWNSHIP — MORRIS COUNTY

Form of Government:

Mayor-Council Plan E (OMCL50)

Number of Members on Governing Body 5

PER CAPITA:

Gross Debt 546.49
 Net Debt 89.58
 Debt Service
 Total Tax Levy 368.64
 Municipal Expenditures 144.11

PER CENT:

Gross Debt 6.01
 Net Debt .98
 Tax Levy Collected 54.07
 Tax Levy Cancelled, Abated or Adjusted .35

EXPENDITURES		REVENUES-REALIZED		1972 PROPERTY TAX	
GENERAL GOVERNMENT				STATE EQUALIZED TAX RATE 2.39	
Governing Body & Public Boards	47,133.00	1972 Property Taxes Collected 5,185,838.95		Local District School Taxes	3,831,504.50
Municipal Clerk		1972 Payments in Lieu of Taxes		Regional & Consolidated School Tax	
Financial Administration	79,298.00	Delinquent Tax & Lien Collections 311,907.77		School Taxes in Municipal Budget	
Assessment of Taxes	26,477.00	Business Personalty Replacement Taxes 31,372.04		County Taxes .38	616,178.38
Collection of Taxes	38,617.00	Taxes from Public Utilities 378,534.42		County Library Taxes .03	45,526.14
Planning, Housing & Development	41,737.00	Other Miscellaneous Tax Revenues 61,836.25		Local Municipal Purpose Taxes .57	910,533.67
Human Resources	6,200.00	State Aid Revenues 17,040.68		Veteran & Senior Citizen Taxes .05	77,080.00
Elections		Federal Aid Revenues		Total Taxes for Rate Computation 3.42	5,481,222.69
General Administration (other)	117,500.00	State and Local Fiscal Assistance Act Utilized		Special District Taxes	6,300.00
JUDICIARY		Sale of Acquired Property 2,791.00		Bank Stock Taxes	3,629.71
Municipal Courts	21,259.00	Other Miscellaneous Revenues 119,554.55		Added and Omitted Taxes	96,816.29
PUBLIC SAFETY		Other Revenues, Revenue Sharing Tax Effort 116,233.36		Total Taxes Levied - ABSTRACT	5,511,188.69
Fire Protection	40,185.00	Total 6,225,109.02		Total Taxes Billed	5,512,713.24
Police Protection	382,667.00	Prior Years Surplus Appropriated 439,000.00		1972 TAXES COLLECTED	5,185,838.95
Civil Defense & Disaster Control	6,100.00	REVENUES TOTAL 6,664,109.02		1972 Taxes Cancelled, Abated or Adjusted	19,456.59
Environmental Inspection & Control		CAPITAL OUTLAY TOTAL 240,345.53		Transfer to Tax Title Liens or Foreclosed	27,388.90
Other Public Safety		Public Enterprises		Balance Outstanding Dec. 31, 1972	279,988.80
PUBLIC WORKS		Recreation—Culture		PRIOR YEARS TAXES OUTSTANDING	
Streets and Drainage	459,520.00	Public Works 1,000.00		Balance January 1, 1972	255,123.69
Sewers and Sewage Processing	2,000.00	Buildings and Grounds 239,345.53		Collected in 1972	237,824.23
Garbage and Trash Disposal	125,575.00	Library and Education		Cancelled, Abated or Adjusted 1972	615.38
Public Buildings and Grounds	44,506.00	Conservation		Transfers to Tax Title Liens or Foreclosed	9,526.40
Other Public Works	36,358.00	All Other		Balance December 31, 1972	6,757.68
HEALTH and WELFARE		CAPITAL DEBT AUTHORIZED, DECEMBER 31, 1972		TAX TITLE LIENS OUTSTANDING	
Health Services Except Environmental	67,337.00	ISSUED AND UNISSUED GROSS DEBT NET DEBT		Balance January 1, 1972	117,089.70
Welfare-Public Assistance	11,500.00	School 7,285,000 454,209		Transfers From Taxes	38,735.67
Hospitals, Clinics, First Aid		Self-liquidating 885,000 885,000		Redeemed in 1972	74,083.54
Animal, Insect, & Rodent Control	9,000.00	Other 8,170,000 1,339,209		Cancelled, Abated or Adjusted (1972)	
Other Welfare Services		ISSUED AND OUTSTANDING		Transfers to Foreclosed Property	
RECREATION and CONSERVATION		School 7,201,000.00		Balance December 31, 1972	81,741.83
Beaches and Boardwalks		Self-Liquidating 885,000.00		PROPERTY ACQUIRED BY DEED OR FORECLOSURE	
Parks, Playgrounds, Shade Trees	1,100.00	Other 8,086,000.00		Balance January 1, 1972	17,876.00
Land Reclamation & Conservation	26,853.00	EQUALIZED VALUATION BASIS FOR NET DEBT COMPUTATION 136,044,770.67		Transfers From Taxes or Liens	
Other Recreational Services		REAL PROPERTY VALUATIONS		Sale for Cash (1972)	2,626.00
EDUCATION (excluding schools)		Code Class # of Parcels % VAL'N ASSESSED VALUATION		Cancelled, Abated or Adjusted (1972)	1,650.00
Libraries	4,700.00	1 Vacant Land 2724 10.93 10,545,030.00		Balance December 31, 1972	13,600.00
Other Educational Services	100.00	2 Residential 5222 80.12 77,268,740.00		CURRENT FINANCES DECEMBER 31, 1972	
STATUTORY EXPENDITURES		3 Farm 1 .03 25,800.00		ASSETS	
Pensions & F. I. C. A.	65,981.00	4a Commercial 165 8.07 7,786,760.00		Cash Dec. 31, 1972	1,178,512.68
Employee Fringe Benefits		4b Industrial 4 .26 250,800.00		Taxes Receivable	286,746.48
Other Statutory Expenditures		4c Apartments 6 .59 569,100.00		Tax Title Liens	81,741.83
MUNICIPAL FUNCTIONS		8122 Total 96,446,230.00		Foreclosed Property	13,600.00
CAPITAL IMPROVEMENTS	13,000.00	Land Area 41.20 Sq. Miles		Emergencies & Other Deferred Charges	
DEBT SERVICE		Net Valuation Taxable-Municipal 98,066,857.00		State Aid Receivable	123,245.02
Principal Payments		Net Valuation Taxable-County 150,261,417.00		Other Receivables	5,433.38
Interest Payments		State Equalization Ratio 61.20		Total	1,669,279.39
DEFERRED CHARGES	5,652.00			LIABILITIES, RESERVES, AND SURPLUS	
SCHOOL, COUNTY, SPECIAL DISTRICT TAXES	4,459,509.02			Cash Liabilities	513,771.79
RESERVE FOR UNCOLLECTED TAXES	460,234.00			Reserves for Receivables	387,521.69
EMERGENCY EMPLOYMENT ACT OF 1971	21,500.00			Surplus Dec. 31,	787,585.91
EXPENDITURES TOTAL	6,653,598.62			Total	1,669,279.39

0906

Population 1970 260,350
 Population 1972 261,050
 S & P Rating BBB
 Moody Rating BAA

General Tax Rate Per \$100. 9.03
 State Equalized Tax Rate 7.05

JERSEY CITY — HUDSON COUNTY

Form of Government:

Mayor-Council Plan C (OMCL50)

Number of Members on Governing Body 9

PER CAPITA:

Gross Debt 460.39
 Net Debt 138.25
 Debt Service 27.91
 Total Tax Levy 280.90
 Municipal Expenditures 287.59

PER CENT:

Gross Debt 11.76
 Net Debt 3.53
 Tax Levy Collected 90.01
 Tax Levy Cancelled, Abated or Adjusted .89

EXPENDITURES		REVENUES-REALIZED		1972 PROPERTY TAX	
GENERAL GOVERNMENT				STATE EQUALIZED TAX RATE	
Governing Body & Public Boards	305,877.00	1972 Property Taxes Collected	66,002,059.36	Local District School Taxes	2.57
Municipal Clerk	102,913.00	1972 Payments in Lieu of Taxes	124,927.58	Regional & Consolidated School Tax	
Financial Administration	484,127.00	Delinquent Tax & Lien Collections	4,404,134.39	School Taxes in Municipal Budget	.25
Assessment of Taxes	197,675.00	Business Personality Replacement Taxes	5,416,662.57	County Taxes	1.45
Collection of Taxes	233,508.00	Taxes from Public Utilities	9,802,138.89	County Library Taxes	
Planning, Housing & Development	425,358.00	Other Miscellaneous Tax Revenues	31,806.20	Local Municipal Purpose Taxes	2.72
Human Resources	425,508.07	State Aid Revenues	11,760,577.94	Veteran & Senior Citizen Taxes	.06
Elections	43,820.00	Federal Aid Revenues	3,533,259.27	Total Taxes for Rate Computation	7.05
General Administration (other)	1,611,096.50	State and Local Fiscal Assistance Act Utilized		Special District Taxes	
JUDICIARY		Sale of Acquired Property	66,500.00	Bank Stock Taxes	151,108.06
Municipal Courts	466,789.00	Other Miscellaneous Revenues	3,497,051.04	Added and Omitted Taxes	168,149.26
PUBLIC SAFETY		Other Revenues, Revenue Sharing Tax Effort	1,327,326.47	Total Taxes Levied - ABSTRACT	73,328,955.95
Fire Protection	10,409,215.00	Total	105,566,844.51	Total Taxes Billed	73,328,955.95
Police Protection	12,831,881.00	Prior Years Surplus Appropriated	6,360,000.00	1972 TAXES COLLECTED	66,002,059.36
Civil Defense & Disaster Control	15,123.00	REVENUES TOTAL	112,326,844.51	1972 Taxes Cancelled, Abated or Adjusted	650,459.60
Environmental Inspection & Control	202,575.00			Transfer to Tax Title Liens or Foreclosed	1,453,250.00
Other Public Safety	295,461.00			Balance Outstanding Dec. 31, 1972	5,223,186.99
PUBLIC WORKS		CAPITAL OUTLAY TOTAL	5,035,364.56	PRIOR YEARS TAXES OUTSTANDING	
Streets and Drainage	1,872,719.00	Public Enterprises	620.56	Balance January 1, 1972	5,552,428.06
Sewers and Sewage Processing		Recreation—Culture	76,284.12	Collected in 1972	3,439,064.50
Garbage and Trash Disposal	4,450,811.00	Public Works	1,939,045.13	Cancelled, Abated or Adjusted 1972	345,012.00
Public Buildings and Grounds	4,289,528.00	Buildings and Grounds	417,054.18	Transfers to Tax Title Liens or Foreclosed	311,250.00
Other Public Works	113,447.00	Library and Education	6,606,360.57	Balance December 31, 1972	5,857,101.56
HEALTH and WELFARE		Conservation		TAX TITLE LIENS OUTSTANDING	
Health Services Except Environmental	1,362,836.00	All Other		Balance January 1, 1972	8,555,405.66
Welfare—Public Assistance	762,342.00			Transfers From Taxes	1,893,812.00
Hospitals, Clinics, First Aid	2,810,220.00	CAPITAL DEBT AUTHORIZED, DECEMBER 31, 1972		Redeemed in 1972	565,069.89
Animal, Insect, & Rodent Control	224,536.55	ISSUED AND UNISSUED GROSS DEBT NET DEBT		Cancelled, Abated or Adjusted (1972)	
Other Welfare Services		School	52,548,000	Transfers to Foreclosed Property	
RECREATION and CONSERVATION		Self-Liquidating	27,037,610	Balance December 31, 1972	5,884,147.77
Beaches and Boardwalks		Other	40,198,430	PROPERTY ACQUIRED BY DEED OR FORECLOSURE	
Parks, Playgrounds, Shade Trees		Total	120,184,040	Balance January 1, 1972	11,400,352.00
Land Reclamation & Conservation				Transfers From Taxes or Liens	
Other Recreational Services	473,141.00	ISSUED AND OUTSTANDING		Sale for Cash (1972)	
EDUCATION (excluding schools)		School	45,706,000.00	Cancelled, Abated or Adjusted (1972)	
Libraries	1,116,573.00	Self-Liquidating	9,528,335.00	Balance December 31, 1972	11,400,352.00
Other Educational Services	68,980.00	Other	32,505,505.00	CURRENT FINANCES DECEMBER 31, 1972	
STATUTORY EXPENDITURES		Total	88,139,840.00	ASSETS	
Pensions & F. I. C. A.	7,880,553.00	EQUALIZED VALUATION BASIS FOR NET DEBT COMPUTATION	1,021,644,980.67	Cash Dec. 31, 1972	16,854,465.87
Employee Fringe Benefits	1,506,000.00	REAL PROPERTY VALUATIONS		Taxes Receivable	11,080,288.55
Other Statutory Expenditures		Code Class # of Parcels % VAL'N ASSESSED VALUATION		Tax Title Liens	5,884,147.77
MUNICIPAL FUNCTIONS		1 Vacant Land 3634 3.71	29,274,575.00	Foreclosed Property	11,400,352.00
CAPITAL IMPROVEMENTS		2 Residential 24239 40.11	316,475,175.00	Emergencies & Other Deferred Charges	403,298.92
DEBT SERVICE		3 Farm		State Aid Receivable	1,151,195.07
Principal Payments	3,037,000.00	4a Commercial 4477 19.38	152,526,250.00	Other Receivables	7,806,013.84
Interest Payments	4,247,987.00	4b Industrial 1422 20.50	164,877,050.00	Total	58,619,806.02
TYPE I SCHL DEBT *MEMO*	4,605,800.00	4c Apartments 2634 15.89	125,377,250.00	LIABILITIES, RESERVES, AND SURPLUS	
DEFERRED CHARGES	1,822,253.28	Total	788,930,700.00	Cash Liabilities	13,804,910.38
SCHOOL, COUNTY, SPECIAL DISTRICT TAXES	44,588,285.57	Land Area 14.65 Sq. Miles		Reserves for Receivables	40,131,142.16
RESERVE FOR UNCOLLECTED TAXES	7,801,059.38	Net Valuation Taxable-Municipal	816,331,554.00	Surplus Dec. 31,	4,683,753.48
EMERGENCY EMPLOYMENT ACT OF 1971	3,165,459.00	Net Valuation Taxable-County	1,105,096,522.00	Total	58,619,806.02
EXPENDITURES TOTAL	119,665,001.75	State Equalization Ratio	78.18		

1971/3000

* ABOVE DEBT SERVICE INCLUDES TYPE I SCHOOL DEBT

1321

Population 1970 9,720
 Population 1972 10,070
 S & P Rating BB
 Moody Rating BA

General Tax Rate Per \$100. 5.48
 State Equalized Tax Rate 4.55

KEANSBURG BOROUGH — MONMOUTH COUNTY

Form of Government:
 Council-Manager (1923)
 Number of Members on Governing Body 3

PER CAPITA:
 Gross Debt 386.00
 Net Debt 104.70
 Debt Service 16.82
 Total Tax Levy 241.44
 Municipal Expenditures 169.99

PER CENT:
 Gross Debt 8.11
 Net Debt 2.20
 Tax Levy Collected 84.85
 Tax Levy Cancelled, Abated or Adjusted .38

EXPENDITURES		REVENUES-REALIZED		1972 PROPERTY TAX	
GENERAL GOVERNMENT		1972 Property Taxes Collected		STATE EQUALIZED TAX RATE	
Governing Body & Public Boards		2,062,962.56		Local District School Taxes 2.15	
Municipal Clerk		46,758.16		Regional & Consolidated School Tax	
Financial Administration	5,880.00	316,515.04		School Taxes in Municipal Budget	
Assessment of Taxes	7,400.00	42,159.15		County Taxes .62	
Collection of Taxes	24,640.54	103,058.48		County Library Taxes .02	
Planning, Housing & Development	5,466.00	Other Miscellaneous Tax Revenues		Local Municipal Purpose Taxes 1.67	
Human Resources		38,728.36		Veteran & Senior Citizen Taxes .09	
Elections	3,740.00	88,565.62		Total Taxes for Rate Computation 4.55	
General Administration (other)	138,578.27	State and Local Fiscal Assistance Act Utilized		Special District Taxes	
JUDICIARY		Sale of Acquired Property		Bank Stock Taxes	
Municipal Courts	21,555.00	Other Miscellaneous Revenues		Added and Omitted Taxes	
PUBLIC SAFETY		Other Revenues, Revenue Sharing Tax Effort		Total Taxes Levied - ABSTRACT	
Fire Protection	25,600.00	Prior Years Surplus Appropriated		Total Taxes Billed	
Police Protection	239,115.29	REVENUES TOTAL		1972 TAXES COLLECTED	
Civil Defense & Disaster Control	250.00	CAPITAL OUTLAY TOTAL		1972 Taxes Cancelled, Abated or Adjusted	
Environmental Inspection & Control	12,220.00	Public Enterprises		Transfer to Tax Title Liens or Foreclosed	
Other Public Safety		Recreation—Culture		Balance Outstanding Dec. 31, 1972	
PUBLIC WORKS		Public Works		PRIOR YEARS TAXES OUTSTANDING	
Streets and Drainage	147,275.00	Buildings and Grounds		Balance January 1, 1972	
Sewers and Sewage Processing		Library and Education		Collected in 1972	
Garbage and Trash Disposal	86,300.00	Conservation		Cancelled, Abated or Adjusted 1972	
Public Buildings and Grounds	17,588.00	All Other		Transfers to Tax Title Liens or Foreclosed	
Other Public Works		CAPITAL DEBT AUTHORIZED, DECEMBER 31, 1972		Balance December 31, 1972	
HEALTH and WELFARE		ISSUED AND UNISSUED GROSS DEBT NET DEBT		TAX TITLE LIENS OUTSTANDING	
Health Services Except Environmental	17,065.00	School 1,771,000		Balance January 1, 1972	
Welfare-Public Assistance	15,500.00	Self-liquidating 905,000		Transfers From Taxes	
Hospitals, Clinics, First Aid		Other 1,211,050		Redeemed in 1972	
Animal, Insect, & Rodent Control		Total 3,887,050		Cancelled, Abated or Adjusted (1972)	
Other Welfare Services		ISSUED AND OUTSTANDING		Transfers to Foreclosed Property	
RECREATION and CONSERVATION		School 1,771,000.00		Balance December 31, 1972	
Beaches and Boardwalks	7,350.00	Self-liquidating 905,000.00		PROPERTY ACQUIRED BY DEED OR	
Parks, Playgrounds, Shade Trees		Other 1,154,700.00		FORECLOSURE	
Land Reclamation & Conservation		Total 3,830,700.00		Balance January 1, 1972	
Other Recreational Services	5,000.00	EQUALIZED VALUATION BASIS		Transfers From Taxes or Liens	
EDUCATION (excluding schools)		FOR NET DEBT COMPUTATION		Sale for Cash (1972)	
Libraries	2,100.00	REAL PROPERTY VALUATIONS		Cancelled, Abated or Adjusted (1972)	
Other Educational Services		Code Class # of Parcels % VAL'N ASSESSED VALUATION		Balance December 31, 1972	
STATUTORY EXPENDITURES		1 Vacant Land 350 2.77 1,231,000.00		CURRENT FINANCES DECEMBER 31, 1972	
Pensions & F. I. C. A.	56,467.00	2 Residential 2350 66.93 29,693,500.00		ASSETS	
Employee Fringe Benefits	24,200.00	3 Farm 4a Commercial 164 11.01 4,882,500.00		Cash Dec. 31, 1972	
Other Statutory Expenditures		4b Industrial 4 .45 201,700.00		Taxes Receivable	
MUNICIPAL FUNCTIONS		4c Apartments 434 18.83 8,353,100.00		Tax Title Liens	
CAPITAL IMPROVEMENTS	871,730.20	3342 Total 44,361,800.00		Foreclosed Property	
DEBT SERVICE		Land Area .95 Sq. Miles		Emergencies & Other Deferred Charges	
Principal Payments	57,000.00	Net Valuation Taxable-Municipal		State Aid Receivable	
Interest Payments	72,375.54	Net Valuation Taxable-County		Other Receivables	
DEFERRED CHARGES	188,055.88	State Equalization Ratio		Total	
SCHOOL, COUNTY, SPECIAL DISTRICT TAXES	1,503,572.28			LIABILITIES, RESERVES, AND SURPLUS	
RESERVE FOR UNCOLLECTED TAXES	367,165.62			Cash Liabilities	
EMERGENCY EMPLOYMENT ACT OF 1971	115,490.65			Reserves for Receivables	
EXPENDITURES TOTAL	3,215,794.17			Surplus Dec. 31.	
				Total	

0907

Population 1970 37,585
 Population 1972 38,330
 S & P Rating A
 Moody Rating AA

General Tax Rate Per \$100. 4.24
 State Equalized Tax Rate 3.02

KEARNY TOWN — HUDSON COUNTY
 Form of Government:
 Town Council
 Number of Members on Governing Body 9

PER CAPITA:
 Gross Debt 419.02
 Net Debt 167.10
 Debt Service 40.80
 Total Tax Levy 387.39
 Municipal Expenditures 264.11

PER CENT:
 Gross Debt 3.77
 Net Debt 1.50
 Tax Levy Collected 55.35
 Tax Levy Cancelled, Abated or Adjusted

EXPENDITURES		REVENUES-REALIZED		1972 PROPERTY TAX	
GENERAL GOVERNMENT		1972 Property Taxes Collected		STATE EQUALIZED TAX RATE	
Governing Body & Public Boards		14,239,908.10		Local District School Taxes 1.28	6,035,290.50
Municipal Clerk	81,362.00	1972 Payments in Lieu of Taxes		Regional & Consolidated School Tax	
Financial Administration	40,400.00	562,635.59		School Taxes in Municipal Budget .18	846,821.50
Assessment of Taxes	65,400.00	1,756,892.87		County Taxes 1.40	6,622,267.47
Collection of Taxes	26,003.00	4,385,542.05		County Library Taxes	
Planning, Housing & Development	6,300.00	Other Miscellaneous Tax Revenues		Local Municipal Purpose Taxes .13	626,861.97
Human Resources	11,000.00	337,610.63		Veteran & Senior Citizen Taxes .03	165,030.00
Elections	292,470.00	163,463.55		Total Taxes for Rate Computation 3.02	14,258,271.44
General Administration (other)		State Aid Revenues		Special District Taxes	
JUDICIARY		State and Local Fiscal Assistance Act Utilized		Bank Stock Taxes	11,983.12
Municipal Courts	44,237.00	Sale of Acquired Property		Added and Omitted Taxes	705,384.24
PUBLIC SAFETY		Other Miscellaneous Revenues		Total Taxes Levied - ABSTRACT	14,848,608.80
Fire Protection	1,830,368.00	Other Revenues, Revenue Sharing Tax Effort		Total Taxes Billed	14,527,618.22
Police Protection	1,722,125.00	Total		1972 TAXES COLLECTED	14,235,908.10
Civil Defense & Disaster Control	4,400.00	Prior Years Surplus Appropriated		1972 Taxes Cancelled, Abated or Adjusted	
Environmental Inspection & Control	49,113.60	REVENUES TOTAL		Transfer to Tax Title Liens or Foreclosed	
Other Public Safety	25,800.00	CAPITAL OUTLAY TOTAL		Balance Outstanding Dec. 31, 1972	667,710.12
PUBLIC WORKS		Public Enterprises		PRIOR YEARS TAXES OUTSTANDING	
Streets and Drainage	382,551.58	Recreation—Culture		Balance January 1, 1972	1,172,575.54
Sewers and Sewage Processing	485,679.35	Public Works		Collected in 1972	563,543.44
Garbage and Trash Disposal	315,529.00	Buildings and Grounds		Cancelled, Abated or Adjusted 1972	
Public Buildings and Grounds	53,708.00	Library and Education		Transfers to Tax Title Liens or Foreclosed	
Other Public Works	148,475.00	Conservation		Balance December 31, 1972	605,036.10
HEALTH and WELFARE		All Other		TAX TITLE LIENS OUTSTANDING	
Health Services Except Environmental	155,004.00	CAPITAL DEBT AUTHORIZED, DECEMBER 31, 1972		Balance January 1, 1972	18,613.65
Welfare-Public Assistance	53,242.00	ISSUED AND UNISSUED GROSS DEBT NET DEBT		Transfers From Taxes	
Hospitals, Clinics, First Aid	30,000.00	School 8,551,000		Redeemed in 1972	52.55
Animal, Insect, & Rodent Control		Self-liquidating 943,424		Cancelled, Abated or Adjusted (1972)	
Other Welfare Services		Other 6,526,800		Transfers to Foreclosed Property	
RECREATION and CONSERVATION		Total 16,061,224		Balance December 31, 1972	18,521.14
Beaches and Boardwalks	204,368.00	ISSUED AND OUTSTANDING		PROPERTY ACQUIRED BY DEED OR FORECLOSURE	
Parks, Playgrounds, Shade Trees		School 8,551,000.00		Balance January 1, 1972	536,082.00
Land Reclamation & Conservation	158,203.00	Self-liquidating 768,000.00		Transfers From Taxes or Liens	
Other Recreational Services		Other 5,003,000.00		Sale for Cash (1972)	
EDUCATION (excluding schools)		Total 14,362,000.00		Cancelled, Abated or Adjusted (1972)	
Libraries	133,350.00	EQUALIZED VALUATION BASIS		Balance December 31, 1972	536,082.00
Other Educational Services		FOR NET DEBT COMPUTATION		CURRENT FINANCES DECEMBER 31, 1972	
STATUTORY EXPENDITURES		REAL PROPERTY VALUATIONS		ASSETS	
Pensions & F. I. C. A.	772,635.00	Code Class # of Parcels % VAL'N		Cash Dec. 31, 1972	2,936,517.97
Employee Fringe Benefits	227,155.00	1 Vacant Land 498 2.79		Taxes Receivable	1,256,746.22
Other Statutory Expenditures		2 Residential 6614 41.96		Tax Title Liens	18,521.14
MUNICIPAL FUNCTIONS TOTAL	7,363,326.53	3 Farm		Foreclosed Property	536,082.00
CAPITAL IMPROVEMENTS *MEMO*		4a Commercial 614 14.21		Emergencies & Other Deferred Charges	201,729.70
DEBT SERVICE		4b Industrial 213 38.42		State Aid Receivable	84,132.64
Principal Payments	563,000.00	4c Apartments 99 2.62		Other Receivables	253,381.81
Interest Payments	600,506.00	8038 Total		Total	5,727,111.48
TYPE I SCHL DEBT *MEMO*	846,821.50	Land Area 9.30 Sq. Miles		LIABILITIES, RESERVES, AND SURPLUS	
DEFERRED CHARGES	59,807.68	Net Valuation Taxable-Municipal		Cash Liabilities	1,878,625.83
SCHOOL, COUNTY, SPECIAL DISTRICT TAXES	13,504,375.47	Net Valuation Taxable-County		Reserves for Receivables	2,504,731.17
RESERVE FOR UNCOLLECTED TAXES	1,004,551.57	State Equalization Ratio		Surplus Dec. 31,	1,243,750.48
EMERGENCY EMPLOYMENT ACT OF 1971	131,402.17			Total	5,727,111.48
EXPENDITURES TOTAL	23,627,773.82				

1971/3000

* ABOVE DEBT SERVICE INCLUDES TYPE I SCHL DEBT

2008

Population 1970 9,165
 Population 1972 9,360
 S & P Rating
 Moody Rating

General Tax Rate Per \$100. 3.56
 State Equalized Tax Rate 2.26

KENILWORTH BOROUGH — UNION COUNTY
Form of Government:
Borough Council
Number of Members on Governing Body 6

PER CAPITA:
 Gross Debt 247.63
 Net Debt 34.46
 Debt Service 4.52
 Total Tax Levy 311.12
 Municipal Expenditures 157.09

PER CENT:
 Gross Debt 2.01
 Net Debt .28
 Tax Levy Collected 98.27
 Tax Levy Cancelled, Abated or Adjusted .18

EXPENDITURES		REVENUES-REALIZED		1972 PROPERTY TAX	
GENERAL GOVERNMENT				STATE EQUALIZED TAX RATE —→ .68	
Governing Body & Public Boards		1972 Property Taxes Collected	2,864,486.05	Local District School Taxes	886,832.25
Municipal Clerk		1972 Payments in Lieu of Taxes		Regional & Consolidated School Tax	1,031,227.93
Financial Administration		Delinquent Tax & Lien Collections	29,348.17	School Taxes in Municipal Budget	
Assessment of Taxes	55,580.00	Business Personalty Replacement Taxes	353,106.74	County Taxes	666,181.78
Collection of Taxes	30,378.00	Taxes from Public Utilities	222,317.96	County Library Taxes	
Planning, Housing & Development	1,915.00	Other Miscellaneous Tax Revenues		Local Municipal Purpose Taxes	277,150.90
Human Resources		State Aid Revenues	36,716.17	Veteran & Senior Citizen Taxes	60,370.00
Elections		Federal Aid Revenues		Total Taxes for Rate Computation	2,941,762.86
General Administration (other)	75,650.00	State and Local Fiscal Assistance Act Utilized		Special District Taxes	
JUDICIARY		Sale of Acquired Property		Bank Stock Taxes	6,686.65
Municipal Courts	7,684.00	Other Miscellaneous Revenues	117,801.23	Added and Omitted Taxes	24,036.61
PUBLIC SAFETY		Other Revenues, Revenue Sharing Tax Effort	30,505.26	Total Taxes Levied - ABSTRACT	2,912,116.12
Fire Protection	330,390.00	Total	3,654,283.58	Total Taxes Billed	2,914,958.49
Police Protection	298,890.00	Prior Years Surplus Appropriated	325,000.00	1972 TAXES COLLECTED	2,864,486.05
Civil Defense & Disaster Control	2,095.00	REVENUES TOTAL	3,979,283.58	1972 Taxes Cancelled, Abated or Adjusted	5,266.67
Environmental Inspection & Control	2,780.00	CAPITAL OUTLAY TOTAL	58,983.91	Transfer to Tax Title Liens or Foreclosed	258.48
Other Public Safety				Balance Outstanding Dec. 31, 1972	44,947.29
PUBLIC WORKS				PRIOR YEARS TAXES OUTSTANDING	
Streets and Drainage	220,725.00	Public Enterprises		Balance January 1, 1972	31,364.17
Sewers and Sewage Processing	300.00	Recreation—Culture		Collected in 1972	29,348.17
Garbage and Trash Disposal	66,200.00	Public Works	45,064.91	Cancelled, Abated or Adjusted 1972	289.04
Public Buildings and Grounds	14,550.00	Buildings and Grounds	3,978.48	Transfers to Tax Title Liens or Foreclosed	
Other Public Works	21,808.00	Library and Education		Balance December 31, 1972	1,726.96
HEALTH and WELFARE		Conservation	9,940.52	TAX TITLE LIENS OUTSTANDING	
Health Services Except Environmental	25,598.00	All Other		Balance January 1, 1972	2,520.44
Welfare-Public Assistance	1,825.00			Transfers From Taxes	258.48
Hospitals, Clinics, First Aid		CAPITAL DEBT AUTHORIZED, DECEMBER 31, 1972		Redeemed in 1972	
Animal, Insect, & Rodent Control	2,550.00	ISSUED AND UNISSUED		Cancelled, Abated or Adjusted (1972)	
Other Welfare Services		GROSS DEBT		Transfers to Foreclosed Property	
RECREATION and CONSERVATION		School	1,995,225	Balance December 31, 1972	2,778.92
Beaches and Boardwalks		Self-liquidating	322,585	PROPERTY ACQUIRED BY DEED OR FORECLOSURE	
Parks, Playgrounds, Shade Trees	16,215.00	Other	2,317,614	Balance January 1, 1972	18,800.00
Land Reclamation & Conservation		Total	322,589	Transfers From Taxes or Liens	
Other Recreational Services	1,400.00		322,589	Sale for Cash (1972)	
EDUCATION (excluding schools)		ISSUED AND OUTSTANDING		Cancelled, Abated or Adjusted (1972)	
Libraries	17,615.00	School	1,995,225.11	Balance December 31, 1972	18,800.00
Other Educational Services		Self-Liquidating	182,000.00	CURRENT FINANCES DECEMBER 31, 1972	
STATUTORY EXPENDITURES		Other	2,177,225.11	ASSETS	
Pensions & F. I. C. A.	62,900.00	Total	2,177,225.11	Cash Dec. 31, 1972	1,489,071.67
Employee Fringe Benefits	24,525.00	EQUALIZED VALUATION BASIS		Taxes Receivable	46,674.25
Other Statutory Expenditures		FOR NET DEBT COMPUTATION	115,290,748.33	Tax Title Liens	2,778.92
MUNICIPAL FUNCTIONS TOTAL	1,286,673.00	REAL PROPERTY VALUATIONS		Foreclosed Property	18,800.00
CAPITAL IMPROVEMENTS *MEMO*	180,000.00	Code Class # of Parcels % VAL'N	ASSESSED VALUATION	Emergencies & Other Deferred Charges	42,000.00
DEBT SERVICE		1 Vacant Land 233 1.35	1,103,200.00	State Aid Receivable	16,078.91
Principal Payments	34,000.00	2 Residential 2392 52.97	43,176,900.00	Other Receivables	1,781.85
Interest Payments	8,300.00	3 Farm		Total	1,617,185.60
DEFERRED CHARGES		4a Commercial 152 10.48	8,540,500.00	LIABILITIES, RESERVES, AND SURPLUS	
SCHOOL, COUNTY, SPECIAL DISTRICT TAXES	2,604,241.96	4b Industrial 143 35.20	28,694,800.00	Cash Liabilities	1,064,507.89
RESERVE FOR UNCOLLECTED TAXES	142,033.49	4c Apartments		Reserves for Receivables	70,035.02
EMERGENCY EMPLOYMENT ACT OF 1971		2920 Total	81,515,400.00	Surplus Dec. 31,	482,242.65
EXPENDITURES TOTAL	4,074,648.45	Land Area 2.00 Sq. Miles		Total	1,617,185.60
		Net Valuation Taxable-Municipal	81,582,300.00		
		Net Valuation Taxable-County	128,712,329.00		
		State Equalization Ratio	63.06		

1322

Population 1970 7,205
 Population 1972 7,310
 S & P Rating /
 Moody Rating BA

General Tax Rate Per \$100. 4.64
 State Equalized Tax Rate 4.42

KEYPORT BOROUGH — MONMOUTH COUNTY
Form of Government:
Borough Council
Number of Members on Governing Body 6

PER CAPITA: 343.02
 Gross Debt 131.05
 Net Debt 11.84
 Debt Service 307.90
 Total Tax Levy 175.55
 Municipal Expenditures

PER CENT: 5.50
 Gross Debt 2.10
 Net Debt 91.18
 Tax Levy Collected
 Tax Levy Cancelled, Abated or Adjusted .28

EXPENDITURES		REVENUES-REALIZED		1972 PROPERTY TAX	
GENERAL GOVERNMENT				STATE EQUALIZED TAX RATE	
Governing Body & Public Boards	3,000.00	1972 Property Taxes Collected		Local District School Taxes	2.41
Municipal Clerk		1972 Payments in Lieu of Taxes		Regional & Consolidated School Tax	
Financial Administration	5,000.00	Delinquent Tax & Lien Collections		School Taxes in Municipal Budget	
Assessment of Taxes	3,700.00	Business Personalty Replacement Taxes		County Taxes	.65
Collection of Taxes	24,207.72	Taxes from Public Utilities		County Library Taxes	
Planning, Housing & Development	3,000.00	Other Miscellaneous Tax Revenues		Local Municipal Purpose Taxes	1.29
Human Resources		State Aid Revenues		Veteran & Senior Citizen Taxes	.07
Elections	1,646.62	Federal Aid Revenues		Total Taxes for Rate Computation	4.42
General Administration (other)	94,074.86	State and Local Fiscal Assistance Act Utilized		Special District Taxes	
JUDICIARY		Sale of Acquired Property		Bank Stock Taxes	9,759.20
Municipal Courts	13,298.22	Other Miscellaneous Revenues		Added and Omitted Taxes	11,779.46
PUBLIC SAFETY		Other Revenues, Revenue Sharing Tax Effort		Total Taxes Levied - ABSTRACT	2,250,778.86
Fire Protection	31,433.22	Prior Years Surplus Appropriated		Total Taxes Billed	2,253,795.98
Police Protection	244,847.88	REVENUES TOTAL		1972 TAXES COLLECTED	2,055,045.53
Civil Defense & Disaster Control	600.00	CAPITAL OUTLAY TOTAL		1972 Taxes Cancelled, Abated or Adjusted	6,356.17
Environmental Inspection & Control	3,400.00			Transfer to Tax Title Liens or Foreclosed	6,515.20
Other Public Safety				Balance Outstanding Dec. 31, 1972	185,871.08
PUBLIC WORKS				PRIOR YEARS TAXES OUTSTANDING	
Streets and Drainage	125,658.48	Public Enterprises		Balance January 1, 1972	170,201.67
Sewers and Sewage Processing	40,500.00	Recreation—Culture		Collected in 1972	146,509.38
Garbage and Trash Disposal	82,552.15	Public Works		Cancelled, Abated or Adjusted 1972	
Public Buildings and Grounds	11,550.00	Buildings and Grounds		Transfers to Tax Title Liens or Foreclosed	1,470.25
Other Public Works		Library and Education		Balance December 31, 1972	22,222.04
HEALTH and WELFARE		Conservation		TAX TITLE LIENS OUTSTANDING	
Health Services Except Environmental	26,340.00	All Other		Balance January 1, 1972	45,760.34
Welfare-Public Assistance	9,605.00			Transfers From Taxes	8,171.18
Hospitals, Clinics, First Aid	2,000.00			Redeemed in 1972	20,261.00
Animal, Insect, & Rodent Control				Cancelled, Abated or Adjusted (1972)	
Other Welfare Services				Transfers to Foreclosed Property	
RECREATION and CONSERVATION				Balance December 31, 1972	33,670.52
Beaches and Boardwalks				PROPERTY ACQUIRED BY DEED OR FORECLOSURE	
Parks, Playgrounds, Shade Trees	2,200.00			Balance January 1, 1972	49,400.00
Land Reclamation & Conservation				Transfers From Taxes or Liens	
Other Recreational Services	13,600.00			Sale for Cash (1972)	
EDUCATION (excluding schools)				Cancelled, Abated or Adjusted (1972)	
Libraries	18,000.00			Balance December 31, 1972	49,400.00
Other Educational Services				CURRENT FINANCES DECEMBER 31, 1972	
STATUTORY EXPENDITURES				ASSETS	
Pensions & F. I. C. A.	44,015.75			Cash Dec. 31, 1972	343,564.72
Employee Fringe Benefits	14,617.11			Taxes Receivable	208,093.12
Other Statutory Expenditures				Tax Title Liens	33,670.52
MUNICIPAL FUNCTIONS TOTAL	819,247.01			Foreclosed Property	49,400.00
CAPITAL IMPROVEMENTS *MEMO*	35,640.00			Emergencies & Other Deferred Charges	16,516.65
DEBT SERVICE				State Aid Receivable	26,518.00
Principal Payments	46,500.00			Other Receivables	6,452.06
Interest Payments	40,058.64			Total	684,215.07
DEFERRED CHARGES	74,224.34			LIABILITIES, RESERVES, AND SURPLUS	
SCHOOL, COUNTY, SPECIAL DISTRICT TAXES	1,569,507.48			Cash Liabilities	132,350.21
RESERVE FOR UNCOLLECTED TAXES	248,943.93			Reserves for Receivables	297,615.70
EMERGENCY EMPLOYMENT ACT OF 1971	54,300.98			Surplus Dec. 31,	254,249.16
EXPENDITURES TOTAL	2,852,782.38			Total	684,215.07

1016

Population 1970 2,254
 Population 1972 2,360
 S & P Rating
 Moody Rating

General Tax Rate Per \$100. 4.05
 State Equalized Tax Rate 2.48

KINGWOOD TOWNSHIP — HUNTERDON COUNTY

Form of Government:

Township Committee

Number of Members on Governing Body 3

PER CAPITA:

Gross Debt 105.47
 Net Debt 1.69
 Debt Service .08
 Total Tax Levy 350.61
 Municipal Expenditures 134.24

PER CENT:

Gross Debt .91
 Net Debt .01
 Tax Levy Collected 85.94
 Tax Levy Cancelled, Abated or Adjusted 3.59

EXPENDITURES		REVENUES-REALIZED		1972 PROPERTY TAX	
GENERAL GOVERNMENT		STATE EQUALIZED TAX RATE		1.00	
Governing Body & Public Boards		1972 Property Taxes Collected	712,925.31	Local District School Taxes	334,696.62
Municipal Clerk		1972 Payments in Lieu of Taxes		Regional & Consolidated School Tax	269,884.34
Financial Administration	6,367.15	Delinquent Tax & Lien Collections	79,217.79	School Taxes in Municipal Budget	
Assessment of Taxes	17,600.00	Business Personalty Replacement Taxes	20,794.19	County Taxes	132,482.57
Collection of Taxes	2,714.55	Taxes from Public Utilities	34,520.24	County Library Taxes	6,447.04
Planning, Housing & Development	2,300.00	Other Miscellaneous Tax Revenues		Local Municipal Purpose Taxes	75,771.95
Human Resources		State Aid Revenues	44,533.00	Veteran & Senior Citizen Taxes	13,880.00
Elections	821.54	Federal Aid Revenues		Total Taxes for Rate Computation	823,162.52
General Administration (other)	22,455.58	State and Local Fiscal Assistance Act Utilized		Special District Taxes	
JUDICIARY		Sale of Acquired Property		Bank Stock Taxes	226.01
Municipal Courts	3,650.00	Other Miscellaneous Revenues	13,695.04	Added and Omitted Taxes	7,932.48
PUBLIC SAFETY		Other Revenues, Revenue Sharing Tax Effort	14,521.67	Total Taxes Levied - ABSTRACT	827,441.01
Fire Protection	4,500.00	Total	520,607.24	Total Taxes Billed	829,528.45
Police Protection	3,000.00	Prior Years Surplus Appropriated	30,000.00	1972 TAXES COLLECTED	712,525.31
Civil Defense & Disaster Control		REVENUES TOTAL	550,607.24	1972 Taxes Cancelled, Abated or Adjusted	29,764.61
Environmental Inspection & Control	2,420.60	CAPITAL OUTLAY TOTAL	2,173.78	Transfer to Tax Title Liens or Foreclosed	1,808.33
Other Public Safety				Balance Outstanding Dec. 31, 1972	85,030.20
PUBLIC WORKS				PRIOR YEARS TAXES OUTSTANDING	
Streets and Drainage	129,476.56	Public Enterprises		Balance January 1, 1972	83,771.97
Sewers and Sewage Processing		Recreation—Culture		Collected in 1972	79,217.79
Garbage and Trash Disposal		Public Works		Cancelled, Abated or Adjusted 1972	593.55
Public Buildings and Grounds	1,835.00	Buildings and Grounds	2,173.78	Transfers to Tax Title Liens or Foreclosed	1,016.98
Other Public Works		Library and Education		Balance December 31, 1972	2,543.25
HEALTH and WELFARE		Conservation		TAX TITLE LIENS OUTSTANDING	
Health Services Except Environmental	680.00	All Other		Balance January 1, 1972	142.50
Welfare-Public Assistance	250.00			Transfers From Taxes	2,570.11
Hospitals, Clinics, First Aid		CAPITAL DEBT AUTHORIZED, DECEMBER 31, 1972		Redeemed in 1972	
Animal, Insect, & Rodent Control		ISSUED AND UNISSUED		Cancelled, Abated or Adjusted (1972)	
Other Welfare Services		School	244,513	Transfers to Foreclosed Property	
RECREATION and CONSERVATION		Self-liquidating	4,000	Balance December 31, 1972	3,112.61
Beaches and Boardwalks		Other	4,000	PROPERTY ACQUIRED BY DEED OR	
Parks, Playgrounds, Shade Trees	50.00	Total	248,513	FORECLOSURE	
Land Reclamation & Conservation				Balance January 1, 1972	
Other Recreational Services	1,000.00	ISSUED AND OUTSTANDING		Transfers From Taxes or Liens	
EDUCATION (excluding schools)		School	244,513.10	Sale for Cash (1972)	
Libraries		Self-Liquidating		Cancelled, Abated or Adjusted (1972)	
Other Educational Services		Other		Balance December 31, 1972	
STATUTORY EXPENDITURES		Total	244,513.10	CURRENT FINANCES DECEMBER 31, 1972	
Pensions & F. I. C. A.	6,006.09	EQUALIZED VALUATION BASIS		ASSETS	
Employee Fringe Benefits	1,627.00	FOR NET DEBT COMPUTATION	27,440,510.00	Cash Dec. 31, 1972	255,585.73
Other Statutory Expenditures		REAL PROPERTY VALUATIONS		Taxes Receivable	87,973.45
MUNICIPAL FUNCTIONS		Code Class # of Parcels % VAL'N		Tax Title Liens	3,112.61
CAPITAL IMPROVEMENTS	206,754.07	1 Vacant Land 152 5.12	1,041,650.00	Foreclosed Property	
DEBT SERVICE	51,800.00	2 Residential 456 38.53	7,831,960.00	Emergencies & Other Deferred Charges	40,607.93
Principal Payments		3 Farm 457 46.93	5,540,100.00	State Aid Receivable	44,670.67
Interest Payments	200.00	4a Commercial 30 7.48	1,520,550.00	Other Receivables	184.29
		4b Industrial 2 1.94	394,350.00	Total	422,134.68
DEFERRED CHARGES	5,265.62	4c Apartments		LIABILITIES, RESERVES, AND SURPLUS	
SCHOOL, COUNTY, SPECIAL DISTRICT TAXES	743,510.57	1097 Total	20,329,210.00	Cash Liabilities	278,657.64
RESERVE FOR UNCOLLECTED TAXES	100,580.30	Land Area 35.60 Sq. Miles		Reserves for Receivables	51,270.35
EMERGENCY EMPLOYMENT ACT OF 1971		Net Valuation Taxable-Municipal	20,616,803.00	Surplus Dec. 31,	62,166.65
EXPENDITURES		Net Valuation Taxable-County	28,361,221.00	Total	422,134.68
TOTAL	1,060,314.56	State Equalization Ratio	61.37		

1415

Population 1970 7,600
 Population 1972 7,910
 S & P Rating .
 Moody Rating

General Tax Rate Per \$100. 3.08
 State Equalized Tax Rate 3.26

KINNELON BOROUGH — MORRIS COUNTY
 Form of Government:
 Borough Council
 Number of Members on Governing Body 6

PER CAPITA:
 Gross Debt 382.20
 Net Debt 28.81
 Debt Service 4.01
 Total Tax Levy 480.74
 Municipal Expenditures 152.04

PER CENT:
 Gross Debt 2.94
 Net Debt .22
 Tax Levy Collected 54.59
 Tax Levy Cancelled, Abated or Adjusted 1.27

EXPENDITURES		REVENUES-REALIZED		1972 PROPERTY TAX	
GENERAL GOVERNMENT				STATE EQUALIZED TAX RATE 2.22	
Governing Body & Public Boards		1972 Property Taxes Collected	3,554,092.02	Local District School Taxes	2,564,659.00
Municipal Clerk		1972 Payments in Lieu of Taxes		Regional & Consolidated School Tax	
Financial Administration	7,700.00	Delinquent Tax & Lien Collections	108,837.51	School Taxes in Municipal Budget	
Assessment of Taxes	11,500.00	Business Personalty Replacement Taxes	14,713.14	County Taxes	503,308.05
Collection of Taxes	11,835.00	Taxes from Public Utilities	84,982.50	County Library Taxes	37,185.19
Planning, Housing & Development	6,815.00	Other Miscellaneous Tax Revenues		Local Municipal Purpose Taxes	626,700.16
Human Resources	12,550.00	State Aid Revenues	40,853.49	Veteran & Senior Citizen Taxes	36,420.00
Elections		Federal Aid Revenues	36,122.41	Total Taxes for Rate Computation	3,768,272.40
General Administration (other)	109,462.00	State and Local Fiscal Assistance Act Utilized		Special District Taxes	
JUDICIARY		Sale of Acquired Property		Bank Stock Taxes	1,629.07
Municipal Courts	5,400.00	Other Miscellaneous Revenues	20,071.81	Added and Omitted Taxes	21,118.00
PUBLIC SAFETY		Other Revenues, Revenue Sharing Tax Effort	35,178.84	Total Taxes Levied - ABSTRACT	3,754,559.47
Fire Protection	24,025.00	Total	3,894,851.72	Total Taxes Billed	3,757,318.31
Police Protection	198,394.00	Prior Years Surplus Appropriated	270,000.00	1972 TAXES COLLECTED	3,554,092.02
Civil Defense & Disaster Control	1,500.00	REVENUES TOTAL	4,164,851.72	1972 Taxes Cancelled, Abated or Adjusted	47,642.30
Environmental Inspection & Control	7,050.00	CAPITAL OUTLAY TOTAL	29,106.62	Transfer to Tax Title Liens or Foreclosed	22,853.16
Other Public Safety				Balance Outstanding Dec. 31, 1972	131,730.83
PUBLIC WORKS				PRIOR YEARS TAXES OUTSTANDING	
Streets and Drainage	150,494.33	Public Enterprises	1,494.70	Balance January 1, 1972	118,539.81
Sewers and Sewage Processing	29,938.54	Recreation—Culture	1,149.12	Collected in 1972	108,837.51
Garbage and Trash Disposal	115,367.00	Public Works	16,198.40	Cancelled, Abated or Adjusted 1972	156.15
Public Buildings and Grounds	16,000.00	Buildings and Grounds	10,264.40	Transfers to Tax Title Liens or Foreclosed	9,545.47
Other Public Works		Library and Education		Balance December 31, 1972	.68
HEALTH and WELFARE		Conservation		TAX TITLE LIENS OUTSTANDING	
Health Services Except Environmental	33,082.00	All Other		Balance January 1, 1972	19,796.11
Welfare-Public Assistance	1,800.00			Transfers From Taxes	34,873.01
Hospitals, Clinics, First Aid	4,300.00			Redeemed in 1972	
Animal, Insect, & Rodent Control	300.00			Cancelled, Abated or Adjusted (1972)	
Other Welfare Services				Transfers to Foreclosed Property	
RECREATION and CONSERVATION				Balance December 31, 1972	54,669.12
Beaches and Boardwalks				PROPERTY ACQUIRED BY DEED OR FORECLOSURE	
Parks, Playgrounds, Shade Trees				Balance January 1, 1972	5,900.00
Land Reclamation & Conservation				Transfers From Taxes or Liens	
Other Recreational Services	17,300.00			Sale for Cash (1972)	
EDUCATION (excluding schools)				Cancelled, Abated or Adjusted (1972)	
Libraries	41,000.00			Balance December 31, 1972	5,900.00
Other Educational Services				CURRENT FINANCES DECEMBER 31, 1972	
STATUTORY EXPENDITURES				ASSETS	
Pensions & F. I. C. A.	28,101.00			Cash Dec. 31, 1972	393,580.98
Employee Fringe Benefits	9,500.00			Taxes Receivable	131,731.51
Other Statutory Expenditures				Tax Title Liens	54,669.12
MUNICIPAL FUNCTIONS				Foreclosed Property	5,900.00
CAPITAL IMPROVEMENTS *MEMO*	93,333.33			Emergencies & Other Deferred Charges	82,392.54
DEBT SERVICE				State Aid Receivable	37,456.00
Principal Payments	21,850.00			Other Receivables	8,526.46
Interest Payments	9,480.00			Total	714,646.61
DEFERRED CHARGES				LIABILITIES, RESERVES, AND SURPLUS	
SCHOOL, COUNTY, SPECIAL DISTRICT TAXES	3,105,152.24			Cash Liabilities	201,641.45
RESERVE FOR UNCOLLECTED TAXES	258,635.72			Reserves for Receivables	201,227.09
EMERGENCY EMPLOYMENT ACT OF 1971				Surplus Dec. 31,	211,778.07
EXPENDITURES TOTAL	4,292,596.39			Total	714,646.61

2113

Population 1970 1,738
 Population 1972 1,755
 S & P Rating
 Moody Rating

General Tax Rate Per \$100. 5.37
 State Equalized Tax Rate 2.79

KNOWLTON TOWNSHIP — WARREN COUNTY

Form of Government:

Township Committee

Number of Members on Governing body 3

PER CAPITA:

Gross Debt 394.90
 Net Debt
 Debt Service
 Total Tax Levy 663.62
 Municipal Expenditures 109.35

PER CENT:

Gross Debt 3.62
 Net Debt
 Tax Levy Collected 87.58
 Tax Levy Cancelled, Abated or Adjusted .20

EXPENDITURES		REVENUES-REALIZED		1972 PROPERTY TAX	
GENERAL GOVERNMENT				STATE EQUALIZED TAX RATE — .80	
Governing Body & Public Boards		1972 Property Taxes Collected	508,175.16	Local District School Taxes	168,032.81
Municipal Clerk		1972 Payments in Lieu of Taxes		Regional & Consolidated School Tax	247,735.59
Financial Administration	3,609.00	Delinquent Tax & Lien Collections	64,327.15	School Taxes in Municipal Budget	
Assessment of Taxes	21,570.00	Business Personalty Replacement Taxes	15,613.00	County Taxes	154,603.40
Collection of Taxes	2,900.00	Taxes from Public Utilities	44,646.42	County Library Taxes	5,057.88
Planning, Housing & Development	5,425.00	Other Miscellaneous Tax Revenues		Local Municipal Purpose Taxes	
Human Resources		State Aid Revenues	15,231.22	Veteran & Senior Citizen Taxes	10,090.00
Elections		Federal Aid Revenues		Total Taxes for Rate Computation	585,519.68
General Administration (other)	19,155.43	State and Local Fiscal Assistance Act Utilized		Special District Taxes	
JUDICIARY		Sale of Acquired Property		Bank Stock Taxes	
Municipal Courts		Other Miscellaneous Revenues	10,540.49	Added and Omitted Taxes	2,703.50
PUBLIC SAFETY		Other Revenues, Revenue Sharing Tax Effort	23,630.14	Total Taxes Levied - ABSTRACT	1,164,652.86
Fire Protection	1,000.00	Total	686,163.58	Total Taxes Billed	580,232.13
Police Protection	3,109.30	Prior Years Surplus Appropriated	55,730.99	1972 TAXES COLLECTED	508,175.16
Civil Defense & Disaster Control		REVENUES TOTAL	741,894.57	1972 Taxes Cancelled, Abated or Adjusted	1,152.36
Environmental Inspection & Control	1,027.00			Transfer to Tax Title Liens or Foreclosed	
Other Public Safety		CAPITAL OUTLAY TOTAL		Balance Outstanding Dec. 31, 1972	70,904.61
PUBLIC WORKS				PRIOR YEARS TAXES OUTSTANDING	
Streets and Drainage	35,375.00	Public Enterprises		Balance January 1, 1972	107,093.54
Sewers and Sewage Processing		Recreation—Culture		Collected in 1972	64,327.15
Garbage and Trash Disposal	4,725.00	Public Works		Cancelled, Abated or Adjusted 1972	
Public Buildings and Grounds		Buildings and Grounds		Transfers to Tax Title Liens or Foreclosed	
Other Public Works		Library and Education		Balance December 31, 1972	42,766.79
HEALTH and WELFARE		Conservation		TAX TITLE LIENS OUTSTANDING	
Health Services Except Environmental	92.00	All Other		Balance January 1, 1972	96.38
Welfare-Public Assistance	203.75	CAPITAL DEBT AUTHORIZED, DECEMBER 31, 1972		Transfers From Taxes	
Hospitals, Clinics, First Aid	200.00	ISSUED AND UNISSUED GROSS DEBT NET DEBT		Redeemed in 1972	
Animal, Insect, & Rodent Control	600.00	School	693,051	Cancelled, Abated or Adjusted (1972)	
Other Welfare Services		Self-liquidating		Transfers to Foreclosed Property	
RECREATION and CONSERVATION		Other		Balance December 31, 1972	56.38
Beaches and Boardwalks		Total	693,051	PROPERTY ACQUIRED BY DEED OR	
Parks, Playgrounds, Shade Trees	500.00			FORECLOSURE	
Land Reclamation & Conservation		ISSUED AND OUTSTANDING		Balance January 1, 1972	
Other Recreational Services		School	667,710.70	Transfers From Taxes or Liens	
EDUCATION (excluding schools)		Self-Liquidating		Sale for Cash (1972)	
Libraries		Other		Cancelled, Abated or Adjusted (1972)	
Other Educational Services		Total	667,710.70	Balance December 31, 1972	
STATUTORY EXPENDITURES		EQUALIZED VALUATION BASIS		CURRENT FINANCES DECEMBER 31, 1972	
Pensions & F. I. C. A.	2,720.00	FOR NET DEBT COMPUTATION	19,164,771.33	ASSETS	
Employee Fringe Benefits	1,200.00	REAL PROPERTY VALUATIONS		Cash Dec. 31, 1972	417,848.36
Other Statutory Expenditures		Code Class # of Parcels % VAL'N		Taxes Receivable	113,671.40
MUNICIPAL FUNCTIONS TOTAL	103,411.48	1 Vacant Land 293 4.11	447,575.00	Tax Title Liens	96.38
CAPITAL IMPROVEMENTS *MEMO*	50,500.00	2 Residential 475 57.18	6,219,625.00	Foreclosed Property	
DEBT SERVICE		3 Farm 254 26.36	2,866,300.00	Emergencies & Other Deferred Charges	1,049.30
Principal Payments		4a Commercial 52 12.36	1,344,250.00	State Aid Receivable	30,027.83
Interest Payments		4b Industrial		Other Receivables	5,553.49
DEFERRED CHARGES	1,336.82	4c Apartments		Total	568,246.76
SCHOOL, COUNTY, SPECIAL DISTRICT TAXES	575,429.68	1078 Total	10,877,750.00	LIABILITIES, RESERVES, AND SURPLUS	
RESERVE FOR UNCOLLECTED TAXES	87,154.92	Land Area 26.00 Sq. Miles		Cash Liabilities	283,263.54
EMERGENCY EMPLOYMENT ACT OF 1971		Net Valuation Taxable-Municipal	10,922,784.00	Reserves for Receivables	119,321.27
EXPENDITURES TOTAL	767,332.90	Net Valuation Taxable-County	18,667,209.00	Surplus Dec. 31,	165,661.95
		State Equalization Ratio	52.13	Total	568,246.76

1512

Population 1970 4,616
 Population 1972 6,490
 S & P Rating
 Moody Rating

General Tax Rate Per \$100. 2.03
 State Equalized Tax Rate 1.43

LACEY TOWNSHIP — OCEAN COUNTY

Form of Government:

Township Committee

Number of Members on Governing Body 5

PER CAPITA:

Gross Debt 164.15
 Net Debt
 Debt Service
 Total Tax Levy 265.47
 Municipal Expenditures 350.97

PER CENT:

Gross Debt 1.17
 Net Debt
 Tax Levy Collected 90.16
 Tax Levy Cancelled, Abated
 or Adjusted

EXPENDITURES		REVENUES-REALIZED		1972 PROPERTY TAX	
GENERAL GOVERNMENT				STATE EQUALIZED TAX RATE	
Governing Body & Public Boards	10,000.00	1972 Property Taxes Collected	1,550,255.07	Local District School Taxes .25	288,295.50
Municipal Clerk		1972 Payments in Lieu of Taxes		Regional & Consolidated School Tax .63	722,545.88
Financial Administration	19,250.00	Delinquent Tax & Lien Collections	166,987.54	School Taxes in Municipal Budget	
Assessment of Taxes	161,000.00	Business Personalty Replacement Taxes	17,159.33	County Taxes .47	536,575.96
Collection of Taxes	43,500.00	Taxes from Public Utilities	1,755,634.74	County Library Taxes .02	22,724.58
Planning, Housing & Development	40,400.00	Other Miscellaneous Tax Revenues		Local Municipal Purpose Taxes	
Human Resources		State Aid Revenues	19,479.46	Veteran & Senior Citizen Taxes .07	77,745.00
Elections	2,000.00	Federal Aid Revenues		Total Taxes for Rate Computation 1.44	1,647,886.92
General Administration (other)	153,900.00	State and Local Fiscal Assistance Act Utilized		Special District Taxes	
JUDICIARY		Sale of Acquired Property		Bank Stock Taxes	3,232.27
Municipal Courts	17,000.00	Other Miscellaneous Revenues	237,080.47	Added and Omitted Taxes	145,540.72
PUBLIC SAFETY		Other Revenues, Revenue Sharing Tax Effort	24,862.66	Total Taxes Levied - ABSTRACT	1,722,514.91
Fire Protection	39,000.00	Total	3,771,459.27	Total Taxes Billed	1,719,436.22
Police Protection	247,035.00	Prior Years Surplus Appropriated	600,000.00	1972 TAXES COLLECTED	1,550,255.07
Civil Defense & Disaster Control	1,000.00	REVENUES TOTAL	4,371,459.27	1972 Taxes Cancelled, Abated or Adjusted	
Environmental Inspection & Control	24,500.00	CAPITAL OUTLAY TOTAL	2,200.00	Transfer to Tax Title Liens or Foreclosed	5,000.00
Other Public Safety				Balance Outstanding Dec. 31, 1972	164,181.15
PUBLIC WORKS				PRIOR YEARS TAXES OUTSTANDING	
Streets and Drainage	347,880.00	Public Enterprises		Balance January 1, 1972	129,415.87
Sewers and Sewage Processing		Recreation—Culture		Collected in 1972	129,415.87
Garbage and Trash Disposal	51,000.00	Public Works		Cancelled, Abated or Adjusted 1972	
Public Buildings and Grounds	88,200.00	Buildings and Grounds	2,200.00	Transfers to Tax Title Liens or Foreclosed	
Other Public Works	55,000.00	Library and Education		Balance December 31, 1972	
HEALTH and WELFARE		Conservation		TAX TITLE LIENS OUTSTANDING	
Health Services Except Environmental	8,300.00	All Other		Balance January 1, 1972	56,065.67
Welfare-Public Assistance	2,750.00	CAPITAL DEBT AUTHORIZED, DECEMBER 31, 1972		Transfers From Taxes	5,000.00
Hospitals, Clinics, First Aid	7,500.00	ISSUED AND UNISSUED		Redeemed in 1972	37,571.67
Animal, Insect, & Rodent Control	13,300.00	School	1,065,365	Cancelled, Abated or Adjusted (1972)	
Other Welfare Services		Self-liquidating		Transfers to Foreclosed Property	
RECREATION and CONSERVATION		Other		Balance December 31, 1972	23,494.00
Beaches and Boardwalks		Total	1,065,365	PROPERTY ACQUIRED BY DEED OR FORECLOSURE	
Parks, Playgrounds, Shade Trees	32,000.00	ISSUED AND OUTSTANDING		Balance January 1, 1972	14,045.38
Land Reclamation & Conservation		School	1,065,365.55	Transfers From Taxes or Liens	
Other Recreational Services	3,000.00	Self-Liquidating		Sale for Cash (1972)	
EDUCATION (excluding schools)		Other		Cancelled, Abated or Adjusted (1972)	
Libraries	1,900.00	Total	1,065,365.55	Balance December 31, 1972	14,045.38
Other Educational Services	514,200.00	EQUALIZED VALUATION BASIS		CURRENT FINANCES DECEMBER 31, 1972	
STATUTORY EXPENDITURES		FOR NET DEBT COMPUTATION	90,726,713.67	ASSETS	
Pensions & F. I. C. A.	41,403.02	REAL PROPERTY VALUATIONS		Cash Dec. 31, 1972	2,722,498.69
Employee Fringe Benefits		Code Class # of Parcels % VAL'N		Taxes Receivable	164,181.15
Other Statutory Expenditures		1 Vacant Land 11999 22.80	18,348,005.00	Tax Title Liens	23,494.00
MUNICIPAL FUNCTIONS		2 Residential 4409 71.23	57,322,480.00	Foreclosed Property	14,045.38
CAPITAL IMPROVEMENTS		3 Farm 4 .86	658,390.00	Emergencies & Other Deferred Charges	26,500.00
DEBT SERVICE		4a Commercial 109 3.43	2,761,290.00	State Aid Receivable	65,381.00
Principal Payments		4b Industrial 1 1.67	1,345,340.00	Other Receivables	21,420.91
Interest Payments		4c Apartments		Total	3,037,521.13
DEFERRED CHARGES		16522 Total	80,475,505.00	LIABILITIES, RESERVES, AND SURPLUS	
SCHOOL, COUNTY, SPECIAL DISTRICT TAXES	151,634.86	Land Area 84.60 Sq. Miles		Cash Liabilities	1,614,493.31
RESERVE FOR UNCOLLECTED TAXES	157,173.26	Net Valuation Taxable-Municipal	81,332,159.00	Reserves for Receivables	223,141.44
EMERGENCY EMPLOYMENT ACT OF 1971		Net Valuation Taxable-County	106,931,580.00	Surplus Dec. 31,	1,199,886.38
EXPENDITURES		State Equalization Ratio	70.56	Total	2,037,521.13
TOTAL	3,847,568.06				

1513

Population 1970 1,202
 Population 1972 1,275
 S & P Rating
 Moody Rating

General Tax Rate Per \$100. 3.89
 State Equalized Tax Rate 3.30

LAFAYETTE TOWNSHIP — SUSSEX COUNTY

Form of Government:

Township Committee

Number of Members on Governing Body 5

PER CAPITA:

Gross Debt 159.79
 Net Debt 9.41
 Debt Service .16
 Total Tax Levy 419.15
 Municipal Expenditures 92.60

PER CENT:

Gross Debt 1.48
 Net Debt .09
 Tax Levy Collected 90.93
 Tax Levy Cancelled, Abated or Adjusted

EXPENDITURES		REVENUES-REALIZED		1972 PROPERTY TAX	
GENERAL GOVERNMENT				STATE EQUALIZED TAX RATE	
Governing Body & Public Boards		1972 Property Taxes Collected		Local District School Taxes	1.21
Municipal Clerk		1972 Payments in Lieu of Taxes		Regional & Consolidated School Tax	.91
Financial Administration	2,431.00	Delinquent Tax & Lien Collections		School Taxes in Municipal Budget	
Assessment of Taxes	2,724.00	Business Personalty Replacement Taxes		County Taxes	.93
Collection of Taxes	3,405.00	Taxes from Public Utilities		County Library Taxes	.03
Planning, Housing & Development	2,575.00	Other Miscellaneous Tax Revenues		Local Municipal Purpose Taxes	.15
Human Resources		State Aid Revenues		Veteran & Senior Citizen Taxes	.04
Elections	490.00	Federal Aid Revenues		Total Taxes for Rate Computation	3.31
General Administration (other)	13,659.18	State and Local Fiscal Assistance Act Utilized		Special District Taxes	
JUDICIARY		Sale of Acquired Property		Bank Stock Taxes	81.31
Municipal Courts		Other Miscellaneous Revenues		Added and Omitted Taxes	7,484.34
PUBLIC SAFETY		Other Revenues, Revenue Sharing Tax Effort		Total Taxes Levied - ABSTRACT	534,415.19
Fire Protection	5,000.00	Total		Total Taxes Billed	534,415.19
Police Protection	300.00	Prior Years Surplus Appropriated		1972 TAXES COLLECTED	485,940.41
Civil Defense & Disaster Control		REVENUES TOTAL		1972 Taxes Cancelled, Abated or Adjusted	
Environmental Inspection & Control	570.00	CAPITAL OUTLAY TOTAL		Transfer to Tax Title Liens or Foreclosed	
Other Public Safety		Public Enterprises		Balance Outstanding Dec. 31, 1972	48,474.78
PUBLIC WORKS		Recreation—Culture		PRIOR YEARS TAXES OUTSTANDING	
Streets and Drainage	26,498.64	Public Works		Balance January 1, 1972	16,032.50
Sewers and Sewage Processing		Buildings and Grounds		Collected in 1972	15,299.99
Garbage and Trash Disposal		Library and Education		Cancelled, Abated or Adjusted 1972	
Public Buildings and Grounds	5,031.75	Conservation		Transfers to Tax Title Liens or Foreclosed	
Other Public Works		All Other		Balance December 31, 1972	732.51
HEALTH and WELFARE		CAPITAL DEBT AUTHORIZED, DECEMBER 31, 1972		TAX TITLE LIENS OUTSTANDING	
Health Services Except Environmental	300.00	ISSUED AND UNISSUED GROSS DEBT NET DEBT		Balance January 1, 1972	498.38
Welfare-Public Assistance	130.00	School 191,731		Transfers From Taxes	
Hospitals, Clinics, First Aid	200.00	Self-liquidating 12,000		Redeemed in 1972	
Animal, Insect, & Rodent Control	840.25	Other 12,000		Cancelled, Abated or Adjusted (1972)	
Other Welfare Services		Total 203,731		Transfers to Foreclosed Property	
RECREATION and CONSERVATION		ISSUED AND OUTSTANDING		Balance December 31, 1972	498.38
Beaches and Boardwalks		School		PROPERTY ACQUIRED BY DEED OR	
Parks, Playgrounds, Shade Trees		Self-Liquidating		FORECLOSURE	
Land Reclamation & Conservation		Other		Balance January 1, 1972	
Other Recreational Services	200.00	Total		Transfers From Taxes or Liens	
EDUCATION (excluding schools)		EQUIALIZED VALUATION BASIS		Sale for Cash (1972)	
Libraries		FOR NET DEBT COMPUTATION		Cancelled, Abated or Adjusted (1972)	
Other Educational Services		REAL PROPERTY VALUATIONS		Balance December 31, 1972	
STATUTORY EXPENDITURES		Code Class # of Parcels % VAL'N ASSESSED VALUATION		CURRENT FINANCES DECEMBER 31, 1972	
Pensions & F. I. C. A.	2,601.00	1 Vacant Land 90 4.83 655,700.00		ASSETS	
Employee Fringe Benefits	315.18	2 Residential 232 39.01 5,296,300.00		Cash Dec. 31, 1972	75,733.84
Other Statutory Expenditures		3 Farm 356 37.55 5,098,100.00		Taxes Receivable	49,207.29
MUNICIPAL FUNCTIONS TOTAL	77,271.00	4a Commercial 21 4.61 626,500.00		Tax Title Liens	498.38
CAPITAL IMPROVEMENTS *MEMO*	4,000.00	4b Industrial 14 14.00 1,900,500.00		Foreclosed Property	
DEBT SERVICE		4c Apartments 713 Total 13,577,100.00		Emergencies & Other Deferred Charges	8,250.00
Principal Payments		Land Area 18.70 Sq. Miles		State Aid Receivable	
Interest Payments	200.00	Net Valuation Taxable-Municipal		Other Receivables	413.70
DEFERRED CHARGES	11,223.64	Net Valuation Taxable-County		Total	124,103.21
SCHOOL, COUNTY, SPECIAL DISTRICT TAXES	455,530.85	State Equalization Ratio		LIABILITIES, RESERVES, AND SURPLUS	
RESERVE FOR UNCOLLECTED TAXES	29,272.78			Cash Liabilities	16,797.67
EMERGENCY EMPLOYMENT ACT OF 1971				Reserves for Receivables	50,119.37
EXPENDITURES TOTAL	613,998.27			Surplus Dec. 31,	67,186.17
				Total	134,103.21

1513

Population 1970 2,641
 Population 1972 3,090
 S & P Rating
 Moody Rating

General Tax Rate Per \$100. 5.17
 State Equalized Tax Rate 3.73

LAKEHURST BOROUGH — OCEAN COUNTY
 Form of Government:
 Borough Council
 Number of Members on Governing Body 6

PER CAPITA:
 Gross Debt 253.93
 Net Debt 141.28
 Debt Service
 Total Tax Levy 130.65
 Municipal Expenditures 79.98

PER CENT:
 Gross Debt 9.87
 Net Debt 5.49
 Tax Levy Collected 90.56
 Tax Levy Cancelled, Abated or Adjusted .04

EXPENDITURES		REVENUES-REALIZED		1972 PROPERTY TAX	
GENERAL GOVERNMENT				STATE EQUALIZED TAX RATE 1.78	163,548.70
Governing Body & Public Boards		1972 Property Taxes Collected	365,621.98	Local District School Taxes	
Municipal Clerk		1972 Payments in Lieu of Taxes		Regional & Consolidated School Tax	
Financial Administration	2,400.00	Delinquent Tax & Lien Collections	21,569.81	School Taxes in Municipal Budget	
Assessment of Taxes	2,486.48	Business Personalty Replacement Taxes	5,632.20	County Taxes	.44 45,473.84
Collection of Taxes	5,212.13	Taxes from Public Utilities	22,272.50	County Library Taxes	.02 1,925.89
Planning, Housing & Development	1,087.51	Other Miscellaneous Tax Revenues		Local Municipal Purpose Taxes	1.37 142,178.99
Human Resources		State Aid Revenues	11,093.44	Veteran & Senior Citizen Taxes	.12 12,540.00
Elections		Federal Aid Revenues	15,625.83	Total Taxes for Rate Computation	3.73 386,067.42
General Administration (other)	26,215.44	State and Local Fiscal Assistance Act Utilized		Special District Taxes	
JUDICIARY		Sale of Acquired Property		Bank Stock Taxes	3,221.01
Municipal Courts	3,754.74	Other Miscellaneous Revenues	21,967.52	Added and Omitted Taxes	26,970.32
PUBLIC SAFETY		Other Revenues, Revenue Sharing Tax Effort	9,107.09	Total Taxes Levied - ABSTRACT	403,718.75
Fire Protection	9,000.00	Total	472,890.37	Total Taxes Billed	403,718.75
Police Protection	46,822.23	Prior Years Surplus Appropriated	18,000.00	1972 TAXES COLLECTED	365,621.98
Civil Defense & Disaster Control	480.06	REVENUES TOTAL	450,890.37	1972 Taxes Cancelled, Abated or Adjusted	160.00
Environmental Inspection & Control	614.31			Transfer to Tax Title Liens or Foreclosed	
Other Public Safety		CAPITAL OUTLAY TOTAL		Balance Outstanding Dec. 31, 1972	37,936.77
PUBLIC WORKS				PRIOR YEARS TAXES OUTSTANDING	
Streets and Drainage	12,281.43	Public Enterprises		Balance January 1, 1972	21,929.79
Sewers and Sewage Processing		Recreation—Culture		Collected in 1972	19,189.34
Garbage and Trash Disposal	34,727.46	Public Works		Cancelled, Abated or Adjusted 1972	
Public Buildings and Grounds	11,583.33	Buildings and Grounds		Transfers to Tax Title Liens or Foreclosed	
Other Public Works	11,611.76	Library and Education		Balance December 31, 1972	2,740.45
HEALTH and WELFARE		Conservation		TAX TITLE LIENS OUTSTANDING	
Health Services Except Environmental	462.18	All Other		Balance January 1, 1972	4,935.28
Welfare-Public Assistance	1,563.70	CAPITAL DEBT AUTHORIZED, DECEMBER 31, 1972		Transfers From Taxes	
Hospitals, Clinics, First Aid		ISSUED AND UNISSUED		Redeemed in 1972	2,380.47
Animal, Insect, & Rodent Control		School	354,650	Cancelled, Abated or Adjusted (1972)	
Other Welfare Services		Self-liquidating	430,000	Transfers to Foreclosed Property	
RECREATION and CONSERVATION		Other		Balance December 31, 1972	2,554.81
Beaches and Boardwalks		Total	784,650	PROPERTY ACQUIRED BY DEED OR	
Parks, Playgrounds, Shade Trees				FORECLOSURE	
Land Reclamation & Conservation		ISSUED AND OUTSTANDING		Balance January 1, 1972	9,500.00
Other Recreational Services		School	346,000.00	Transfers From Taxes or Liens	
EDUCATION (excluding schools)		Self-Liquidating	415,000.00	Sale for Cash (1972)	
Libraries		Other		Cancelled, Abated or Adjusted (1972)	
Other Educational Services		Total	761,000.00	Balance December 31, 1972	9,500.00
STATUTORY EXPENDITURES		EQUALIZED VALUATION BASIS		CURRENT FINANCES DECEMBER 31, 1972	
Pensions & F. I. C. A.	7,560.00	FOR NET DEBT COMPUTATION	7,953,073.00	ASSETS	
Employee Fringe Benefits	2,247.27	REAL PROPERTY VALUATIONS		Cash Dec. 31, 1972	251,935.67
Other Statutory Expenditures		Code Class # of Parcels % VAL'N		Taxes Receivable	40,677.22
MUNICIPAL FUNCTIONS TOTAL	180,110.03	1 Vacant Land 201 4.39	299,208.00	Tax Title Liens	2,554.81
CAPITAL IMPROVEMENTS *MEMO*	16,611.76	2 Residential 537 79.21	5,355,730.00	Foreclosed Property	9,500.00
DEBT SERVICE		3 Farm 1 .16	11,200.00	Emergencies & Other Deferred Charges	
Principal Payments		4a Commercial 45 15.88	1,081,880.00	State Aid Receivable	3,077.10
Interest Payments		4b Industrial		Other Receivables	23,308.54
DEFERRED CHARGES	19,560.15	4c Apartments 1 .35	24,120.00	Total	331,057.34
SCHOOL, COUNTY, SPECIAL DISTRICT TAXES	231,348.43	785 Total	6,812,138.00	LIABILITIES, RESERVES, AND SURPLUS	
RESERVE FOR UNCOLLECTED TAXES	37,454.82	Land Area .95 Sq. Miles		Cash Liabilities	192,937.08
EMERGENCY EMPLOYMENT ACT OF 1971	9,608.99	Net Valuation Taxable-Municipal	7,472,439.00	Reserves for Receivables	76,040.57
EXPENDITURES TOTAL	478,482.42	Net Valuation Taxable-County	9,059,911.00	Surplus Dec. 31,	62,075.69
		State Equalization Ratio	72.21	Total	331,057.34

Population 1970 25,223
 Population 1972 29,130
 S & P Rating BBB
 Moody Rating BAA

General Tax Rate Per \$100. 5.28
 State Equalized Tax Rate 3.90

LAKEWOOD TOWNSHIP — OCEAN COUNTY

Form of Government:

Township Committee

Number of Members on Governing Body 5

PER CAPITA:

Gross Debt 393.16
 Net Debt 112.01
 Debt Service 6.75
 Total Tax Levy 223.46
 Municipal Expenditures 150.39

PER CENT:

Gross Debt 6.15
 Net Debt 1.75
 Tax Levy Collected 92.97
 Tax Levy Cancelled, Abated or Adjusted .11

EXPENDITURES		REVENUES-REALIZED		1972 PROPERTY TAX	
GENERAL GOVERNMENT				STATE EQUALIZED TAX RATE 2.45	
Governing Body & Public Boards				Local District School Taxes 2.45	
Municipal Clerk				Regional & Consolidated School Tax	
Financial Administration	48,813.00	1972 Property Taxes Collected 8,759,550.64		School Taxes in Municipal Budget	
Assessment of Taxes	41,680.00			County Taxes .46	
Collection of Taxes	107,552.00			County Library Taxes	
Planning, Housing & Development	39,234.92			Local Municipal Purpose Taxes .91	
Human Resources	4,800.00			Veteran & Senior Citizen Taxes .08	
Elections	7,500.00			Total Taxes for Rate Computation 3.90	
General Administration (other)	366,842.27			Special District Taxes	
JUDICIARY				Bank Stock Taxes 20,524.85	
Municipal Courts	49,892.00			Added and Omitted Taxes 505,697.34	
PUBLIC SAFETY				Total Taxes Levied - ABSTRACT 9,422,440.99	
Fire Protection	130,882.00			Total Taxes Billed 9,422,440.99	
Police Protection	931,165.91			1972 TAXES COLLECTED 8,759,550.64	
Civil Defense & Disaster Control	9,185.00			1972 Taxes Cancelled, Abated or Adjusted 10,720.00	
Environmental Inspection & Control	68,324.00			Transfer to Tax Title Liens or Foreclosed	
Other Public Safety				Balance Outstanding Dec. 31, 1972 651,770.35	
PUBLIC WORKS				PRIOR YEARS TAXES OUTSTANDING	
Streets and Drainage	514,475.00			Balance January 1, 1972 820,786.94	
Sewers and Sewage Processing				Collected in 1972 538,395.21	
Garbage and Trash Disposal	182,780.00			Cancelled, Abated or Adjusted 1972	
Public Buildings and Grounds	129,976.00			Transfers to Tax Title Liens or Foreclosed	
Other Public Works	41,566.00			Balance December 31, 1972 282,391.73	
HEALTH and WELFARE				TAX TITLE LIENS OUTSTANDING	
Health Services Except Environmental	54,556.00			Balance January 1, 1972 203,352.60	
Welfare-Public Assistance	26,362.02			Transfers From Taxes	
Hospitals, Clinics, First Aid	30,000.00			Redeemed in 1972 64,268.65	
Animal, Insect, & Rodent Control				Cancelled, Abated or Adjusted (1972)	
Other Welfare Services				Transfers to Foreclosed Property	
RECREATION and CONSERVATION				Balance December 31, 1972 139,083.95	
Beaches and Boardwalks				PROPERTY ACQUIRED BY DEED OR FORECLOSURE	
Parks, Playgrounds, Shade Trees	103,890.00			Balance January 1, 1972 667,769.00	
Land Reclamation & Conservation	3,200.00			Transfers From Taxes or Liens	
Other Recreational Services	77,667.00			Sale for Cash (1972)	
EDUCATION (excluding schools)				Cancelled, Abated or Adjusted (1972)	
Libraries	112,060.00			Balance December 31, 1972 667,769.00	
Other Educational Services				CURRENT FINANCES DECEMBER 31, 1972	
STATUTORY EXPENDITURES				ASSETS	
Pensions & F. I. C. A.	155,861.91			Cash Dec. 31, 1972 1,985,015.22	
Employee Fringe Benefits	65,700.00			Taxes Receivable 934,162.08	
Other Statutory Expenditures				Tax Title Liens 139,083.95	
MUNICIPAL FUNCTIONS				Foreclosed Property 667,769.00	
CAPITAL IMPROVEMENTS	34,000.00			Emergencies & Other Deferred Charges 6,000.00	
DEBT SERVICE				State Aid Receivable 61,533.50	
Principal Payments	125,000.00			Other Receivables 467,410.50	
Interest Payments	71,560.00			Total 4,264,574.65	
DEFERRED CHARGES	12,357.00			LIABILITIES, RESERVES, AND SURPLUS	
SCHOOL, COUNTY, SPECIAL DISTRICT TAXES	6,781,482.65			Cash Liabilities 1,022,875.10	
RESERVE FOR UNCOLLECTED TAXES	829,617.00			Reserves for Receivables 2,208,425.93	
EMERGENCY EMPLOYMENT ACT OF 1971	38,325.61			Surplus Dec. 31, 1,022,673.62	
EXPENDITURES TOTAL	11,162,305.29			Total 4,264,574.65	
		CAPITAL OUTLAY TOTAL 246,659.80			
		Public Enterprises			
		Recreation—Culture			
		Public Works 244,311.80			
		Buildings and Grounds 2,348.00			
		Library and Education			
		Conservation			
		All Other			
		CAPITAL DEBT AUTHORIZED, DECEMBER 31, 1972			
		ISSUED AND UNISSUED GROSS DEBT NET DEBT			
		School 8,190,000			
		Self-liquidating 3,262,811			
		Other 11,452,811			
		Total 11,452,811			
		ISSUED AND OUTSTANDING			
		School 7,820,000.00			
		Self-Liquidating 2,396,000.00			
		Other 10,216,000.00			
		Total 10,216,000.00			
		EQUALIZED VALUATION BASIS			
		FOR NET DEBT COMPUTATION 186,254,603.33			
		REAL PROPERTY VALUATIONS			
		Code Class # of Parcels % VAL'N ASSESSED VALUATION			
		1 Vacant Land 8415 4.79 8,057,400.00			
		2 Residential 7578 67.57 113,726,200.00			
		3 Farm 110 1.22 2,065,400.00			
		4a Commercial 416 13.39 22,531,300.00			
		4b Industrial 40 3.31 5,571,500.00			
		4c Apartments 89 9.71 16,345,400.00			
		17048 Total 168,297,200.00			
		Land Area 24.40 Sq. Miles			
		Net Valuation Taxable-Municipal 172,108,915.00			
		Net Valuation Taxable-County 211,881,471.00			
		State Equalization Ratio 73.87			

1017

Population 1970 4,355
 Population 1972 4,400
 S & P Rating
 Moody Rating

General Tax Rate Per \$100. 6.05
 State Equalized Tax Rate 4.21

LAMBERTVILLE CITY — HUNTERDON COUNTY
 Form of Government:
 Commission (1911)
 Number of Members on Governing Body 3

PER CAPITA:
 Gross Debt 155.13
 Net Debt 3.84
 Debt Service .15
 Total Tax Levy 223.68
 Municipal Expenditures 121.52

PER CENT:
 Gross Debt 3.47
 Net Debt .09
 Tax Levy Collected 88.73
 Tax Levy Cancelled, Abated or Adjusted

EXPENDITURES		REVENUES-REALIZED		1972 PROPERTY TAX	
GENERAL GOVERNMENT				STATE EQUALIZED TAX RATE	
Governing Body & Public Boards		1972 Property Taxes Collected	873,236.43	Local District School Taxes 1.15	282,371.12
Municipal Clerk	9,400.00	1972 Payments in Lieu of Taxes		Regional & Consolidated School Tax 2.05	487,200.34
Financial Administration	4,775.00	Delinquent Tax & Lien Collections	116,225.04	School Taxes in Municipal Budget	
Assessment of Taxes	4,250.00	Business Personalty Replacement Taxes	58,070.54	County Taxes .41	57,350.84
Collection of Taxes	10,550.00	Taxes from Public Utilities	58,874.35	County Library Taxes	
Planning, Housing & Development	1,500.00	Other Miscellaneous Tax Revenues		Local Municipal Purpose Taxes .44	104,789.24
Human Resources		State Aid Revenues	18,294.43	Veteran & Senior Citizen Taxes .12	27,640.00
Elections	2,500.00	Federal Aid Revenues		Total Taxes for Rate Computation 4.21	1,000,351.54
General Administration (other)	49,675.00	State and Local Fiscal Assistance Act Utilized		Special District Taxes	
JUDICIARY		Sale of Acquired Property		Bank Stock Taxes	5,647.85
Municipal Courts	5,800.00	Other Miscellaneous Revenues	36,575.77	Added and Omitted Taxes	5,644.39
PUBLIC SAFETY		Other Revenues, Revenue Sharing Tax Effort	23,052.87	Total Taxes Levied - ABSTRACT	584,203.78
Fire Protection	19,300.00	Total	1,184,333.43	Total Taxes Billed	584,203.78
Police Protection	65,200.00	Prior Years Surplus Appropriated	94,000.00	1972 TAXES COLLECTED	873,236.43
Civil Defense & Disaster Control	1,000.00	REVENUES TOTAL	1,278,333.43	1972 Taxes Cancelled, Abated or Adjusted	
Environmental Inspection & Control	1,080.00	CAPITAL OUTLAY TOTAL	17,250.00	Transfer to Tax Title Liens or Foreclosed	
Other Public Safety				Balance Outstanding Dec. 31, 1972	110,967.35
PUBLIC WORKS				PRIOR YEARS TAXES OUTSTANDING	
Streets and Drainage	54,565.00	Public Enterprises		Balance January 1, 1972	143,558.04
Sewers and Sewage Processing		Recreation—Culture		Collected in 1972	116,225.04
Garbage and Trash Disposal	43,300.00	Public Works	17,250.00	Cancelled, Abated or Adjusted 1972	
Public Buildings and Grounds	4,750.00	Buildings and Grounds		Transfers to Tax Title Liens or Foreclosed	
Other Public Works		Library and Education		Balance December 31, 1972	27,333.00
HEALTH and WELFARE		Conservation		TAX TITLE LIENS OUTSTANDING	
Health Services Except Environmental	3,300.00	All Other		Balance January 1, 1972	6,467.40
Welfare-Public Assistance	2,025.00	CAPITAL DEBT AUTHORIZED, DECEMBER 31, 1972		Transfers From Taxes	
Hospitals, Clinics, First Aid	1,000.00	ISSUED AND UNISSUED GROSS DEBT		Redeemed in 1972	
Animal, Insect, & Rodent Control		School	669,552	Cancelled, Abated or Adjusted (1972)	
Other Welfare Services		Self-liquidating		Transfers to Foreclosed Property	
RECREATION and CONSERVATION		Other	13,000	Balance December 31, 1972	6,467.40
Beaches and Boardwalks		Total	682,552	PROPERTY ACQUIRED BY DEED OR FORECLOSURE	
Parks, Playgrounds, Shade Trees	5,000.00			Balance January 1, 1972	1,525.00
Land Reclamation & Conservation	72,000.00	ISSUED AND OUTSTANDING		Transfers From Taxes or Liens	
Other Recreational Services	1,100.00	School	669,552.47	Sale for Cash (1972)	
EDUCATION (excluding schools)		Self-Liquidating		Cancelled, Abated or Adjusted (1972)	
Libraries	4,100.00	Other		Balance December 31, 1972	1,525.00
Other Educational Services		Total	669,552.47	CURRENT FINANCES DECEMBER 31, 1972	
STATUTORY EXPENDITURES		EQUALIZED VALUATION BASIS		ASSETS	
Pensions & F. I. C. A.	12,000.00	FOR NET DEBT COMPUTATION	19,644,942.67	Cash Dec. 31, 1972	182,703.87
Employee Fringe Benefits	2,300.00	REAL PROPERTY VALUATIONS		Taxes Receivable	138,300.35
Other Statutory Expenditures		Code Class # of Parcels % VAL'N		Tax Title Liens	6,467.40
MUNICIPAL FUNCTIONS TOTAL	384,870.00	1 Vacant Land 217 2.50	397,700.00	Foreclosed Property	1,525.00
CAPITAL IMPROVEMENTS *MEMO*	20,500.00	2 Residential 1132 65.95	10,456,600.00	Emergencies & Other Deferred Charges	14,000.00
DEBT SERVICE		3 Farm 1 .21	33,300.00	State Aid Receivable	36,827.58
Principal Payments		4a Commercial 167 22.71	3,614,300.00	Other Receivables	15,648.78
Interest Payments	650.00	4b Industrial 11 4.22	671,100.00	Total	396,672.98
DEFERRED CHARGES	12,000.00	4c Apartments 17 4.42	704,000.00	LIABILITIES, RESERVES, AND SURPLUS	
SCHOOL, COUNTY, SPECIAL DISTRICT TAXES	867,522.30	1545 Total	15,517,000.00	Cash Liabilities	120,270.28
RESERVE FOR UNCOLLECTED TAXES	137,154.36	Land Area 1.10 Sq. Miles		Reserves for Receivables	162,341.53
EMERGENCY EMPLOYMENT ACT OF 1971		Net Valuation Taxable-Municipal	16,430,429.00	Surplus Dec. 31,	114,261.17
EXPENDITURES TOTAL	1,402,596.66	Net Valuation Taxable-County	20,741,756.00	Total	396,672.98
		State Equalization Ratio	69.25		

0420
Population 1970 2,566
Population 1972 2,710
S & P Rating
Moody Rating

General Tax Rate Per \$100. 3.45
State Equalized Tax Rate 3.50

LAUREL SPRINGS BOROUGH — CAMDEN COUNTY
Form of Government:
Borough Council
Number of Members on Governing Body 6

PER CAPITA:
Gross Debt
Net Debt
Debt Service
Total Tax Levy
Municipal Expenditures

222.40
94.21

PER CENT:
Gross Debt
Net Debt
Tax Levy Collected 98.35
Tax Levy Cancelled, Abated or Adjusted .59

EXPENDITURES		REVENUES-REALIZED		1972 PROPERTY TAX	
GENERAL GOVERNMENT				STATE EQUALIZED TAX RATE	
Governing Body & Public Boards		1972 Property Taxes Collected	592,489.19	Local District School Taxes 1.88	315,480.00
Municipal Clerk		1972 Payments in Lieu of Taxes	1,578.65	Regional & Consolidated School Tax	
Financial Administration	4,800.00	Delinquent Tax & Lien Collections	5,018.65	School Taxes in Municipal Budget	
Assessment of Taxes	3,310.00	Business Personalty Replacement Taxes	4,863.04	County Taxes .96	162,605.65
Collection of Taxes	5,155.00	Taxes from Public Utilities	44,853.66	County Library Taxes .03	5,082.00
Planning, Housing & Development		Other Miscellaneous Tax Revenues		Local Municipal Purpose Taxes .55	54,097.86
Human Resources		State Aid Revenues	14,132.75	Veteran & Senior Citizen Taxes .10	16,240.00
Elections		Federal Aid Revenues		Total Taxes for Rate Computation 3.52	557,505.51
General Administration (other)	26,368.00	State and Local Fiscal Assistance Act Utilized		Special District Taxes	
JUDICIARY		Sale of Acquired Property		Bank Stock Taxes	2,202.14
Municipal Courts	3,805.00	Other Miscellaneous Revenues	74,400.91	Added and Omitted Taxes	15,243.84
PUBLIC SAFETY		Other Revenues, Revenue Sharing Tax Effort	5,401.72	Total Taxes Levied - ABSTRACT	602,711.49
Fire Protection	8,925.00	Total	742,738.61	Total Taxes Billed	602,413.77
Police Protection	100,190.00	Prior Years Surplus Appropriated	40,000.00	1972 TAXES COLLECTED	592,489.19
Civil Defense & Disaster Control		REVENUES TOTAL	782,738.61	1972 Taxes Cancelled, Abated or Adjusted	3,540.27
Environmental Inspection & Control	1,100.00			Transfer to Tax Title Liens or Foreclosed	
Other Public Safety		CAPITAL OUTLAY TOTAL		Balance Outstanding Dec. 31, 1972	6,384.31
PUBLIC WORKS				PRIOR YEARS TAXES OUTSTANDING	
Streets and Drainage	25,873.00	Public Enterprises		Balance January 1, 1972	4,877.51
Sewers and Sewage Processing		Recreation—Culture		Collected in 1972	4,280.01
Gorbage and Trash Disposal	14,600.00	Public Works		Cancelled, Abated or Adjusted 1972	
Public Buildings and Grounds	15,300.00	Buildings and Grounds		Transfers to Tax Title Liens or Foreclosed	597.50
Other Public Works		Library and Education		Balance December 31, 1972	
HEALTH and WELFARE		Conservation		TAX TITLE LIENS OUTSTANDING	
Health Services Except Environmental	955.00	All Other		Balance January 1, 1972	
Welfare-Public Assistance	700.00			Transfers From Taxes	597.50
Hospitals, Clinics, First Aid		CAPITAL DEBT AUTHORIZED, DECEMBER 31, 1972		Redeemed in 1972	597.50
Animal, Insect, & Rodent Control		ISSUED AND UNISSUED		Cancelled, Abated or Adjusted (1972)	
Other Welfare Services		School		Transfers to Foreclosed Property	
RECREATION and CONSERVATION		Self-liquidating		Balance December 31, 1972	
Beaches and Boardwalks		Other		PROPERTY ACQUIRED BY DEED OR FORECLOSURE	
Parks, Playgrounds, Shade Trees	1,275.00	Total		Balance January 1, 1972	551.00
Land Reclamation & Conservation		ISSUED AND OUTSTANDING		Transfers From Taxes or Liens	
Other Recreational Services	2,000.00	School		Sale for Cash (1972)	
EDUCATION (excluding schools)		Self-Liquidating		Cancelled, Abated or Adjusted (1972)	
Libraries	750.00	Other		Balance December 31, 1972	551.00
Other Educational Services		Total		CURRENT FINANCES DECEMBER 31, 1972	
STATUTORY EXPENDITURES		EQUALIZED VALUATION BASIS		ASSETS	
Pensions & F. I. C. A.	8,100.00	FOR NET DEBT COMPUTATION	13,421,608.67	Cash Dec. 31, 1972	114,774.27
Employee Fringe Benefits		REAL PROPERTY VALUATIONS		Taxes Receivable	6,384.31
Other Statutory Expenditures		Code Class # of Parcels % VAL'N	ASSESSED VALUATION	Tax Title Liens	
MUNICIPAL FUNCTIONS TOTAL	223,206.00	1 Vacant Land 23 .90	139,480.00	Foreclosed Property	551.00
CAPITAL IMPROVEMENTS *MEMO*		2 Residential 567 80.98	12,609,050.00	Emergencies & Other Deferred Charges	11,200.00
DEBT SERVICE		3 Farm 1 .11	17,100.00	State Aid Receivable	325.16
Principal Payments		4a Commercial 31 12.00	1,668,750.00	Other Receivables	6,399.03
Interest Payments		4b Industrial		Total	139,633.77
DEFERRED CHARGES	2,800.00	4c Apartments 4 6.01	935,650.00	LIABILITIES, RESERVES, AND SURPLUS	
SCHOOL, COUNTY, SPECIAL DISTRICT TAXES	487,167.65	626 Total	15,570,030.00	Cash Liabilities	33,127.82
RESERVE FOR UNCOLLECTED TAXES	29,294.00	Land Area .45 Sq. Miles		Reserves for Receivables	13,334.34
EMERGENCY EMPLOYMENT ACT OF 1971		Net Valuation Taxable-Municipal	17,298,156.00	Surplus Dec. 31,	52,171.61
EXPENDITURES TOTAL	742,467.65	Net Valuation Taxable-County	15,912,282.00	Total	139,633.77
		State Equalization Ratio	101.71		

1515

Population 1970 1,509
 Population 1972 1,535
 S & P Rating
 Moody Rating

General Tax Rate Per \$100. 1.81
 State Equalized Tax Rate 1.51

LAVALLETTE BOROUGH — OCEAN COUNTY

Form of Government:

Borough Council

Number of Members on Governing Body 6

PER CAPITA:

Gross Debt 19.31
 Net Debt 5.63
 Debt Service 9.38
 Total Tax Levy 618.91
 Municipal Expenditures 491.21

PER CENT:

Gross Debt .06
 Net Debt .02
 Tax Levy Collected 95.71
 Tax Levy Cancelled, Abated or Adjusted .03

EXPENDITURES		REVENUES-REALIZED		1972 PROPERTY TAX	
GENERAL GOVERNMENT				STATE EQUALIZED TAX RATE — 1.51	
Governing Body & Public Boards	6,900.00	1972 Property Taxes Collected 905,292.52		Local District School Taxes .55	247,742.50
Municipal Clerk	9,300.00	1972 Payments in Lieu of Taxes		Regional & Consolidated School Tax	
Financial Administration	6,800.00	Delinquent Tax & Lien Collections 32,592.57		School Taxes in Municipal Budget	
Assessment of Taxes	5,200.00	Business Personalty Replacement Taxes 5,887.72		County Taxes .44	281,886.48
Collection of Taxes	8,250.00	Taxes from Public Utilities 43,625.61		County Library Taxes .02	11,937.89
Planning, Housing & Development	1,260.00	Other Miscellaneous Tax Revenues		Local Municipal Purpose Taxes .47	259,534.34
Human Resources		State Aid Revenues 9,188.32		Veteran & Senior Citizen Taxes .03	17,590.00
Elections	800.00	Federal Aid Revenues		Total Taxes for Rate Computation 1.51	559,091.21
General Administration (other)	36,100.00	State and Local Fiscal Assistance Act Utilized		Special District Taxes	
JUDICIARY		Sale of Acquired Property		Bank Stock Taxes	465.66
Municipal Courts	6,200.00	Other Miscellaneous Revenues 232,070.67		Added and Omitted Taxes	8,459.53
PUBLIC SAFETY		Other Revenues, Revenue Sharing Tax Effort 23,056.12		Total Taxes Levied - ABSTRACT	550,026.80
Fire Protection	15,500.00	Total 1,255,713.53		Total Taxes Billed	550,026.80
Police Protection	144,000.00	Prior Years Surplus Appropriated 160,000.00		1972 TAXES COLLECTED	505,292.52
Civil Defense & Disaster Control	1,000.00	REVENUES TOTAL 1,415,713.53		1972 Taxes Cancelled, Abated or Adjusted	320.00
Environmental Inspection & Control	3,200.00	CAPITAL OUTLAY TOTAL 6,583.21		Transfer to Tax Title Liens or Foreclosed	
Other Public Safety		Public Enterprises		Balance Outstanding Dec. 31, 1972	40,414.28
PUBLIC WORKS		Recreation—Culture		PRIOR YEARS TAXES OUTSTANDING	
Streets and Drainage	90,050.00	Public Works		Balance January 1, 1972	32,460.06
Sewers and Sewage Processing	48,000.00	Buildings and Grounds		Collected in 1972	31,532.32
Garbage and Trash Disposal	19,200.00	Library and Education		Cancelled, Abated or Adjusted 1972	527.74
Public Buildings and Grounds		Conservation		Transfers to Tax Title Liens or Foreclosed	
Other Public Works		All Other		Balance December 31, 1972	
HEALTH and WELFARE		CAPITAL DEBT AUTHORIZED, DECEMBER 31, 1972		TAX TITLE LIENS OUTSTANDING	
Health Services Except Environmental	2,200.00	ISSUED AND UNISSUED GROSS DEBT NET DEBT		Balance January 1, 1972	660.25
Welfare-Public Assistance	200.00	School 21,000		Transfers From Taxes	
Hospitals, Clinics, First Aid	1,200.00	Self-liquidating 8,644		Redeemed in 1972	660.25
Animal, Insect, & Rodent Control	2,100.00	Other 8,644		Cancelled, Abated or Adjusted (1972)	
Other Welfare Services		Total 29,644		Transfers to Foreclosed Property	
RECREATION and CONSERVATION		ISSUED AND OUTSTANDING		Balance December 31, 1972	
Beaches and Boardwalks	59,500.00	School 21,000.00		PROPERTY ACQUIRED BY DEED OR	
Parks, Playgrounds, Shade Trees	9,000.00	Self-Liquidating		FORECLOSURE	
Land Reclamation & Conservation		Other		Balance January 1, 1972	600.00
Other Recreational Services	7,400.00	Total 21,000.00		Transfers From Taxes or Liens	
EDUCATION (excluding schools)		EQUALIZED VALUATION BASIS FOR NET DEBT COMPUTATION 53,265,393.33		Sale for Cash (1972)	
Libraries		REAL PROPERTY VALUATIONS		Cancelled, Abated or Adjusted (1972)	
Other Educational Services	45,000.00	Code Class # of Parcels % VAL'N ASSESSED VALUATION		Balance December 31, 1972	600.00
STATUTORY EXPENDITURES		1 Vacant Land 245 5.75 2,577,200.00		CURRENT FINANCES DECEMBER 31, 1972	
Pensions & F. I. C. A.	26,040.00	2 Residential 1795 86.23 44,635,550.00		ASSETS	
Employee Fringe Benefits	10,000.00	3 Farm		Cash Dec. 31, 1972	346,365.36
Other Statutory Expenditures		4a Commercial 59 5.30 2,741,400.00		Taxes Receivable	40,414.28
MUNICIPAL FUNCTIONS		4b Industrial		Tax Title Liens	
CAPITAL IMPROVEMENTS		4c Apartments 22 2.73 1,411,100.00		Foreclosed Property	600.00
DEBT SERVICE		2121 Total 51,765,250.00		Emergencies & Other Deferred Charges	
Principal Payments	14,000.00	Land Area .65 Sq. Miles		State Aid Receivable	24,068.76
Interest Payments	400.00	Net Valuation Taxable-Municipal 53,052,806.00		Other Receivables	156.76
DEFERRED CHARGES		Net Valuation Taxable-County 56,205,905.00		Total	411,609.16
SCHOOL, COUNTY, SPECIAL DISTRICT TAXES		State Equalization Ratio 83.67		LIABILITIES, RESERVES, AND SURPLUS	
RESERVE FOR UNCOLLECTED TAXES				Cash Liabilities	171,849.82
EMERGENCY EMPLOYMENT ACT OF 1971				Reserves for Receivables	41,171.04
EXPENDITURES TOTAL 1,355,566.87				Surplus Dec. 31,	158,588.30
				Total	411,609.16

0421

Population 1970 2,757
 Population 1972 2,930
 S & P Rating
 Moody Rating

General Tax Rate Per \$100. 5.19
 State Equalized Tax Rate 4.29

LAWNSIDE BOROUGH — CAMDEN COUNTY

Form of Government:

Borough Council

Number of Members on Governing Body 6

PER CAPITA:

Gross Debt 628.57
 Net Debt 210.06
 Debt Service 326.40
 Total Tax Levy 161.31
 Municipal Expenditures

PER CENT:

Gross Debt 9.19
 Net Debt 3.07
 Tax Levy Collected 89.95
 Tax Levy Cancelled, Abated or Adjusted .75

EXPENDITURES		REVENUES-REALIZED		1972 PROPERTY TAX	
GENERAL GOVERNMENT				STATE EQUALIZED TAX RATE 2.19	
Governing Body & Public Boards		1972 Property Taxes Collected	859,756.29	Local District School Taxes	488,766.00
Municipal Clerk		1972 Payments in Lieu of Taxes		Regional & Consolidated School Tax	
Financial Administration	8,774.00	Delinquent Tax & Lien Collections	62,243.02	School Taxes in Municipal Budget	
Assessment of Taxes	2,965.00	Business Personalty Replacement Taxes	16,732.71	County Taxes	1.00 223,448.44
Collection of Taxes	15,291.00	Taxes from Public Utilities	71,927.26	County Library Taxes	.03 7,064.15
Planning, Housing & Development	4,354.00	Other Miscellaneous Tax Revenues		Local Municipal Purpose Taxes	1.01 224,644.80
Human Resources		State Aid Revenues	11,660.97	Veteran & Senior Citizen Taxes	.07 14,580.00
Elections	1,318.00	Federal Aid Revenues	6,640.00	Total Taxes for Rate Computation	4.30 558,903.39
General Administration (other)	49,078.00	State and Local Fiscal Assistance Act Utilized		Special District Taxes	
JUDICIARY		Sale of Acquired Property	13,000.00	Bank Stock Taxes	355.20
Municipal Courts	6,993.00	Other Miscellaneous Revenues	21,912.04	Added and Omitted Taxes	12,074.84
PUBLIC SAFETY		Other Revenues, Revenue Sharing Tax Effort	18,142.52	Total Taxes Levied - ABSTRACT	556,353.43
Fire Protection	18,525.00	Total	1,082,014.81	Total Taxes Billed	555,841.50
Police Protection	90,468.00	Prior Years Surplus Appropriated	125,000.00	1972 TAXES COLLECTED	859,756.29
Civil Defense & Disaster Control	25.00	REVENUES TOTAL	1,207,014.81	1972 Taxes Cancelled, Abated or Adjusted	7,528.65
Environmental Inspection & Control	859.00	CAPITAL OUTLAY TOTAL	44,488.90	Transfer to Tax Title Liens or Foreclosed	9,343.45
Other Public Safety		Public Enterprises		Balance Outstanding Dec. 31, 1972	75,213.11
PUBLIC WORKS		Recreation—Culture		PRIOR YEARS TAXES OUTSTANDING	
Streets and Drainage	41,650.00	Public Works	1,855.90	Balance January 1, 1972	58,797.73
Sewers and Sewage Processing		Buildings and Grounds	42,633.00	Collected in 1972	51,763.56
Garbage and Trash Disposal	18,750.00	Library and Education		Cancelled, Abated or Adjusted 1972	2,271.48
Public Buildings and Grounds	13,675.00	Conservation		Transfers to Tax Title Liens or Foreclosed	4,008.22
Other Public Works		All Other		Balance December 31, 1972	754.47
HEALTH and WELFARE		CAPITAL DEBT AUTHORIZED, DECEMBER 31, 1972		TAX TITLE LIENS OUTSTANDING	
Health Services Except Environmental	2,666.00	ISSUED AND UNISSUED		Balance January 1, 1972	22,057.54
Welfare-Public Assistance	2,330.00	School	1,213,000	Transfers From Taxes	11,994.38
Hospitals, Clinics, First Aid		Self-liquidating	496,200	Redeemed in 1972	10,479.46
Animal, Insect, & Rodent Control	900.00	Other	132,500	Cancelled, Abated or Adjusted (1972)	1,596.81
Other Welfare Services		Total	1,841,700	Transfers to Foreclosed Property	5,185.65
RECREATION and CONSERVATION		ISSUED AND OUTSTANDING		Balance December 31, 1972	16,790.00
Beaches and Boardwalks		School	13,000.00	PROPERTY ACQUIRED BY DEED OR	
Parks, Playgrounds, Shade Trees	2,080.00	Self-liquidating	465,000.00	FORECLOSURE	
Land Reclamation & Conservation	6,640.00	Other		Balance January 1, 1972	76,238.33
Other Recreational Services	1,500.00	Total	478,000.00	Transfers From Taxes or Liens	6,851.67
EDUCATION (excluding schools)		EQUALIZED VALUATION BASIS		Sale for Cash (1972)	13,000.00
Libraries		FOR NET DEBT COMPUTATION	20,033,807.00	Cancelled, Abated or Adjusted (1972)	5,150.00
Other Educational Services		REAL PROPERTY VALUATIONS		Balance December 31, 1972	64,940.00
STATUTORY EXPENDITURES		Code Class # of Parcels % VAL'N	ASSESSED VALUATION	CURRENT FINANCES DECEMBER 31, 1972	
Pensions & F. I. C. A.	10,800.00	1 Vacant Land 469 5.23	560,385.00	ASSETS	
Employee Fringe Benefits		2 Residential 774 56.53	10,375,560.00	Cash Dec. 31, 1972	232,441.56
Other Statutory Expenditures		3 Farm		Taxes Receivable	75,567.58
MUNICIPAL FUNCTIONS TOTAL	301,041.00	4a Commercial 39 31.23	5,731,807.00	Tax Title Liens	16,790.00
CAPITAL IMPROVEMENTS *MEMO*	3,750.00	4b Industrial 4 5.15	545,050.00	Foreclosed Property	64,540.00
DEBT SERVICE		4c Apartments 3 1.86	342,100.00	Emergencies & Other Deferred Charges	3,547.99
Principal Payments		Total 1289	18,255,302.00	State Aid Receivable	60,859.24
Interest Payments		Land Area 1.43 Sq. Miles		Other Receivables	58,040.09
DEFERRED CHARGES	24,653.71	Net Valuation Taxable-Municipal	18,465,639.00	Total	556,586.46
SCHOOL, COUNTY, SPECIAL DISTRICT TAXES	719,278.59	Net Valuation Taxable-County	22,118,565.00	LIABILITIES, RESERVES, AND SURPLUS	
RESERVE FOR UNCOLLECTED TAXES	146,545.29	State Equalization Ratio	82.73	Cash Liabilities	68,237.92
EMERGENCY EMPLOYMENT ACT OF 1971				Reserves for Receivables	259,737.67
EXPENDITURES TOTAL	1,191,918.59			Surplus Dec. 31,	229,010.87
				Total	556,986.46

0608

Population 1970 2,329
 Population 1972 2,400
 S & P Rating
 Moody Rating

General Tax Rate Per \$100. 5.05
 State Equalized Tax Rate 4.54

LAWRENCE TOWNSHIP — CUMBERLAND CO.

Form of Government:

Township Committee

Number of Members on Governing Body 3

PER CAPITA:
 Gross Debt 55.00
 Net Debt 5.00
 Debt Service 2.83
 Total Tax Levy 195.21
 Municipal Expenditures 112.62

PER CENT:
 Gross Debt 1.47
 Net Debt .13
 Tax Levy Collected 82.84
 Tax Levy Cancelled, Abated or Adjusted

EXPENDITURES		REVENUES-REALIZED		1972 PROPERTY TAX	
GENERAL GOVERNMENT		1972 Property Taxes Collected		STATE EQUALIZED TAX RATE 2.63	
Governing Body & Public Boards			388,100.03	Local District School Taxes	276,981.05
Municipal Clerk		1972 Payments in Lieu of Taxes	66,629.54	Regional & Consolidated School Tax	
Financial Administration	3,500.00	Delinquent Tax & Lien Collections	17,921.10	School Taxes in Municipal Budget	
Assessment of Taxes	4,700.00	Business Personalty Replacement Taxes	38,709.02	County Taxes	113,797.55
Collection of Taxes	9,300.00	Taxes from Public Utilities	22,422.59	County Library Taxes	
Planning, Housing & Development	4,330.00	Other Miscellaneous Tax Revenues	17,275.20	Local Municipal Purpose Taxes	74,978.15
Human Resources	2,500.00	State Aid Revenues	9,425.00	Veteran & Senior Citizen Taxes	12,030.00
Elections	700.00	Federal Aid Revenues	5,986.52	Total Taxes for Rate Computation	477,786.75
General Administration (other)	18,357.00	State and Local Fiscal Assistance Act Utilized	9,533.55	Special District Taxes	
JUDICIARY		Sale of Acquired Property	578,002.95	Bank Stock Taxes	721.85
Municipal Courts	5,500.00	Other Miscellaneous Revenues	38,000.00	Added and Omitted Taxes	2,035.15
PUBLIC SAFETY		Other Revenues, Revenue Sharing Tax Effort	616,002.95	Total Taxes Levied - ABSTRACT	468,513.75
Fire Protection	6,025.00	Prior Years Surplus Appropriated		Total Taxes Billed	468,513.75
Police Protection	17,053.00	REVENUES TOTAL		1972 TAXES COLLECTED	388,100.03
Civil Defense & Disaster Control	300.00			1972 Taxes Cancelled, Abated or Adjusted	20.00
Environmental Inspection & Control	4,000.00			Transfer to Tax Title Liens or Foreclosed	
Other Public Safety				Balance Outstanding Dec. 31, 1972	80,393.72
PUBLIC WORKS				PRIOR YEARS TAXES OUTSTANDING	
Streets and Drainage	44,671.00			Balance January 1, 1972	68,744.17
Sewers and Sewage Processing				Collected in 1972	65,278.44
Garbage and Trash Disposal	12,500.00			Cancelled, Abated or Adjusted 1972	
Public Buildings and Grounds	7,525.00			Transfers to Tax Title Liens or Foreclosed	
Other Public Works				Balance December 31, 1972	3,465.73
HEALTH and WELFARE				TAX TITLE LIENS OUTSTANDING	
Health Services Except Environmental	2,010.00			Balance January 1, 1972	30,411.97
Welfare-Public Assistance	1,500.00			Transfers From Taxes	
Hospitals, Clinics, First Aid				Redeemed in 1972	3,351.10
Animal, Insect, & Rodent Control	1,630.00			Cancelled, Abated or Adjusted (1972)	
Other Welfare Services				Transfers to Foreclosed Property	
RECREATION and CONSERVATION				Balance December 31, 1972	27,060.87
Beaches and Boardwalks				PROPERTY ACQUIRED BY DEED OR	
Parks, Playgrounds, Shade Trees	4,250.00			FORECLOSURE	
Land Reclamation & Conservation				Balance January 1, 1972	21,300.00
Other Recreational Services	500.00			Transfers From Taxes or Liens	
EDUCATION (excluding schools)				Sale for Cash (1972)	9,425.00
Libraries	1,800.00			Cancelled, Abated or Adjusted (1972)	
Other Educational Services				Balance December 31, 1972	11,875.00
STATUTORY EXPENDITURES				CURRENT FINANCES DECEMBER 31, 1972	
Pensions & F. I. C. A.	2,649.70			ASSETS	
Employee Fringe Benefits				Cash Dec. 31, 1972	82,409.61
Other Statutory Expenditures				Taxes Receivable	83,859.45
MUNICIPAL FUNCTIONS TOTAL	157,340.70			Tax Title Liens	27,060.87
CAPITAL IMPROVEMENTS *MEMO*	12,151.00			Foreclosed Property	11,875.00
DEBT SERVICE				Emergencies & Other Deferred Charges	3,489.15
Principal Payments	6,000.00			State Aid Receivable	36,000.00
Interest Payments	800.00			Other Receivables	234.00
DEFERRED CHARGES	7.19			Total	244,528.08
SCHOOL, COUNTY, SPECIAL DISTRICT TAXES	390,778.60			LIABILITIES, RESERVES, AND SURPLUS	
RESERVE FOR UNCOLLECTED TAXES	50,512.96			Cash Liabilities	52,399.27
EMERGENCY EMPLOYMENT ACT OF 1971	15,628.30			Reserves for Receivables	123,029.32
EXPENDITURES TOTAL	661,067.75			Surplus Dec. 31,	65,499.49
				Total	244,928.08

1107

Population 1970 19,567
 Population 1972 20,200
 S & P Rating
 Moody Rating A

General Tax Rate Per \$100. 5.37
 State Equalized Tax Rate 3.22

LAWRENCE TOWNSHIP — MERCER COUNTY

Form of Government:

Council-Manager Plan E (OMCL50)

Number of Members on Governing Body 5

PER CAPITA: 338.55
 Gross Debt 73.75
 Net Debt 7.72
 Debt Service 427.59
 Total Tax Levy 161.38
 Municipal Expenditures

PER CENT: 3.23
 Gross Debt .7C
 Net Debt 94.97
 Tax Levy Collected
 Tax Levy Cancelled, Abated or Adjusted .34

EXPENDITURES		REVENUES-REALIZED		1972 PROPERTY TAX	
GENERAL GOVERNMENT		1972 Property Taxes Collected		STATE EQUALIZED TAX RATE 1.81	
Governing Body & Public Boards	1,100.00	1972 Payments in Lieu of Taxes	8,204,748.39	Local District School Taxes	4,772,307.00
Municipal Clerk		Delinquent Tax & Lien Collections	327,017.20	Regional & Consolidated School Tax	
Financial Administration	19,478.00	Business Personalty Replacement Taxes	357,711.17	School Taxes in Municipal Budget	
Assessment of Taxes	21,302.00	Taxes from Public Utilities	481,426.81	County Taxes	.85 2,254,845.61
Collection of Taxes	32,713.17	Other Miscellaneous Tax Revenues	549.29	County Library Taxes	.03 72,286.66
Planning, Housing & Development	18,578.00	State Aid Revenues	137,824.17	Local Municipal Purpose Taxes	.50 1,222,253.66
Human Resources	23,750.00	Federal Aid Revenues	33,767.32	Veteran & Senior Citizen Taxes	.04 97,990.00
Elections	2,000.00	State and Local Fiscal Assistance Act Utilized		Total Taxes for Rate Computation	3.23 8,515,682.93
General Administration (other)	234,508.05	Sale of Acquired Property		Special District Taxes	
JUDICIARY		Other Miscellaneous Revenues	461,802.74	Bank Stock Taxes	6,432.34
Municipal Courts	18,625.33	Other Revenues, Revenue Sharing Tax Effort	119,566.91	Added and Omitted Taxes	209,221.97
PUBLIC SAFETY		Total	10,124,414.00	Total Taxes Levied - ABSTRACT	8,637,347.24
Fire Protection	37,031.52	Prior Years Surplus Appropriated	275,000.00	Total Taxes Billed	8,635,742.40
Police Protection	624,517.71	REVENUES TOTAL	10,399,414.00	1972 TAXES COLLECTED	8,204,748.35
Civil Defense & Disaster Control	30,690.00	CAPITAL OUTLAY TOTAL	129,458.40	1972 Taxes Cancelled, Abated or Adjusted	29,573.03
Environmental Inspection & Control	33,557.27	Public Enterprises		Transfer to Tax Title Liens or Foreclosed	6,614.17
Other Public Safety		Recreation—Culture	59,919.50	Balance Outstanding Dec. 31, 1972	398,806.81
PUBLIC WORKS		Public Works	52,994.74	PRIOR YEARS TAXES OUTSTANDING	
Streets and Drainage	936,444.54	Buildings and Grounds	16,544.16	Balance January 1, 1972	347,769.80
Sewers and Sewage Processing	4,500.00	Library and Education		Collected in 1972	322,844.55
Garbage and Trash Disposal	199,000.00	Conservation		Cancelled, Abated or Adjusted 1972	
Public Buildings and Grounds	83,868.00	All Other		Transfers to Tax Title Liens or Foreclosed	2,093.47
Other Public Works	25,000.00			Balance December 31, 1972	22,831.74
HEALTH and WELFARE		CAPITAL DEBT AUTHORIZED, DECEMBER 31, 1972		TAX TITLE LIENS OUTSTANDING	
Health Services Except Environmental	50,415.00	ISSUED AND UNISSUED		Balance January 1, 1972	17,851.90
Welfare-Public Assistance	10,540.00	School	5,348,000	Transfers From Taxes	8,976.80
Hospitals, Clinics, First Aid		Self-liquidating	1,490,644	Redeemed in 1972	4,172.61
Animal, Insect, & Rodent Control		Other	6,838,644	Cancelled, Abated or Adjusted (1972)	
Other Welfare Services		Total	1,490,644	Transfers to Foreclosed Property	
RECREATION and CONSERVATION		ISSUED AND OUTSTANDING		Balance December 31, 1972	22,656.05
Beaches and Boardwalks		School	5,348,000.00	PROPERTY ACQUIRED BY DEED OR FORECLOSURE	
Parks, Playgrounds, Shade Trees	53,536.00	Self-liquidating	1,325,100.00	Balance January 1, 1972	12,370.00
Land Reclamation & Conservation		Other	6,673,100.00	Transfers From Taxes or Liens	
Other Recreational Services	1,000.00	Total	6,673,100.00	Sale for Cash (1972)	
EDUCATION (excluding schools)		EQUALIZED VALUATION BASIS		Cancelled, Abated or Adjusted (1972)	
Libraries	500.00	FOR NET DEBT COMPUTATION	211,857,290.33	Balance December 31, 1972	12,370.00
Other Educational Services	3,500.00	REAL PROPERTY VALUATIONS		CURRENT FINANCES DECEMBER 31, 1972	
STATUTORY EXPENDITURES		Code Class # of Parcels % VAL'N		ASSETS	
Pensions & F. I. C. A.	102,605.99	1 Vacant Land 1003 3.47	5,291,200.00	Cash Dec. 31, 1972	680,269.00
Employee Fringe Benefits	36,593.30	2 Residential 4449 54.12	82,631,750.00	Taxes Receivable	421,638.55
Other Statutory Expenditures		3 Farm 164 3.01	4,588,300.00	Tax Title Liens	22,656.09
MUNICIPAL FUNCTIONS		4a Commercial 238 26.98	41,186,100.00	Foreclosed Property	12,370.00
CAPITAL IMPROVEMENTS		4b Industrial 38 10.38	15,853,000.00	Emergencies & Other Deferred Charges	51,044.67
DEBT SERVICE		4c Apartments 11 2.04	3,115,800.00	State Aid Receivable	87,516.31
Principal Payments	92,000.00	5903 Total	152,670,150.00	Other Receivables	93,676.70
Interest Payments	63,880.00	Land Area 21.87 Sq. Miles		Total	1,369,171.32
DEFERRED CHARGES		Net Valuation Taxable-Municipal	158,639,531.00	LIABILITIES, RESERVES, AND SURPLUS	
SCHOOL, COUNTY, SPECIAL DISTRICT TAXES	7,099,439.27	Net Valuation Taxable-County	228,649,858.00	Cash Liabilities	447,018.76
RESERVE FOR UNCOLLECTED TAXES	440,000.00	State Equalization Ratio	60.10	Reserves for Receivables	554,423.34
EMERGENCY EMPLOYMENT ACT OF 1971	37,268.00			Surplus Dec. 31,	267,729.22
EXPENDITURES TOTAL	10,359,358.54			Total	1,369,171.32

1018

Population 1970 885
 Population 1972 905
 S & P Rating
 Moody Rating

General Tax Rate Per \$100. 4.21
 State Equalized Tax Rate 3.50

LEBANON BOROUGH — HUNTERDON COUNTY
Form of Government:
Borough Council
Number of Members on Governing Body 6

PER CAPITA: 140.27
 Gross Debt
 Net Debt 1.07
 Debt Service 339.61
 Total Tax Levy 104.21
 Municipal Expenditures

PER CENT: 1.62
 Gross Debt
 Net Debt
 Tax Levy Collected 96.62
 Tax Levy Cancelled, Abated or Adjusted .05

EXPENDITURES		REVENUES-REALIZED		1972 PROPERTY TAX	
GENERAL GOVERNMENT				STATE EQUALIZED TAX RATE	
Governing Body & Public Boards		1972 Property Taxes Collected	296,557.04	Local District School Taxes 1.56	138,547.00
Municipal Clerk		1972 Payments in Lieu of Taxes		Regional & Consolidated School Tax .90	75,810.82
Financial Administration	1,500.00	Delinquent Tax & Lien Collections	45,796.68	School Taxes in Municipal Budget	
Assessment of Taxes	1,550.00	Business Personalty Replacement Taxes	2,359.36	County Taxes .42	37,619.84
Collection of Taxes	2,055.00	Taxes from Public Utilities	12,120.17	County Library Taxes .02	1,830.30
Planning, Housing & Development	1,825.00	Other Miscellaneous Tax Revenues		Local Municipal Purpose Taxes .54	47,781.40
Human Resources		State Aid Revenues	481.00	Veteran & Senior Citizen Taxes .05	4,700.00
Elections		Federal Aid Revenues	1,500.00	Total Taxes for Rate Computation 3.49	210,289.36
General Administration (other)	10,150.00	State and Local Fiscal Assistance Act Utilized		Special District Taxes	
JUDICIARY		Sale of Acquired Property		Bank Stock Taxes	518.60
Municipal Courts	1,745.00	Other Miscellaneous Revenues	2,486.64	Added and Omitted Taxes	1,240.56
PUBLIC SAFETY		Other Revenues, Revenue Sharing Tax Effort	5,225.60	Total Taxes Levied - ABSTRACT	307,348.52
Fire Protection	6,215.00	Total	367,926.49	Total Taxes Billed	307,348.52
Police Protection	4,300.00	Prior Years Surplus Appropriated	3,115.00	1972 TAXES COLLECTED	296,557.04
Civil Defense & Disaster Control	100.00	REVENUES TOTAL	371,041.49	1972 Taxes Cancelled, Abated or Adjusted	160.00
Environmental Inspection & Control	275.00			Transfer to Tax Title Liens or Foreclosed	
Other Public Safety				Balance Outstanding Dec. 31, 1972	10,231.48
PUBLIC WORKS		CAPITAL OUTLAY	TOTAL	PRIOR YEARS TAXES OUTSTANDING	
Streets and Drainage	4,540.00	Public Enterprises		Balance January 1, 1972	50,406.12
Sewers and Sewage Processing		Recreation—Culture		Collected in 1972	45,796.68
Garbage and Trash Disposal	12,610.00	Public Works		Cancelled, Abated or Adjusted 1972	
Public Buildings and Grounds		Buildings and Grounds		Transfers to Tax Title Liens or Foreclosed	
Other Public Works		Library and Education		Balance December 31, 1972	4,609.44
HEALTH and WELFARE		Conservation		TAX TITLE LIENS OUTSTANDING	
Health Services Except Environmental	125.00	All Other		Balance January 1, 1972	
Welfare-Public Assistance	225.00			Transfers From Taxes	
Hospitals, Clinics, First Aid				Redeemed in 1972	
Animal, Insect, & Rodent Control				Cancelled, Abated or Adjusted (1972)	
Other Welfare Services				Transfers to Foreclosed Property	
RECREATION and CONSERVATION				Balance December 31, 1972	
Beaches and Boardwalks				PROPERTY ACQUIRED BY DEED OR	
Parks, Playgrounds, Shade Trees				FORECLOSURE	
Land Reclamation & Conservation	2,540.00			Balance January 1, 1972	
Other Recreational Services	3,000.00			Transfers From Taxes or Liens	
EDUCATION (excluding schools)				Sale for Cash (1972)	
Libraries				Cancelled, Abated or Adjusted (1972)	
Other Educational Services				Balance December 31, 1972	
STATUTORY EXPENDITURES				CURRENT FINANCES DECEMBER 31, 1972	
Pensions & F. I. C. A.	285.23			ASSETS	
Employee Fringe Benefits				Cash Dec. 31, 1972	124,444.25
Other Statutory Expenditures				Taxes Receivable	15,000.92
MUNICIPAL FUNCTIONS				Tax Title Liens	
CAPITAL IMPROVEMENTS				Foreclosed Property	
DEBT SERVICE				Emergencies & Other Deferred Charges	
Principal Payments	560.09			State Aid Receivable	16,674.00
Interest Payments	5.68			Other Receivables	
				Total	156,119.21
DEFERRED CHARGES				LIABILITIES, RESERVES, AND SURPLUS	
SCHOOL, COUNTY, SPECIAL DISTRICT TAXES	3,600.00			Cash Liabilities	85,918.72
RESERVE FOR UNCOLLECTED TAXES	257,607.56			Reserves for Receivables	15,000.92
EMERGENCY EMPLOYMENT ACT OF 1971	26,300.00			Surplus Dec. 31,	51,199.57
EXPENDITURES				Total	156,119.21
TOTAL	352,117.96				

1019

Population 1970 4,235
 Population 1972 4,400
 S & P Rating
 Moody Rating

General Tax Rate Per \$100. 3.55
 State Equalized Tax Rate 2.40

LEBANON TOWNSHIP — HUNTERDON COUNTY
Form of Government:
Township Committee
Number of Members on Governing Body 3

PER CAPITA: 343.35
 Gross Debt 21.59
 Net Debt
 Debt Service 266.40
 Total Tax Levy 159.08
 Municipal Expenditures

PER CENT: 3.55
 Gross Debt .25
 Net Debt 89.65
 Tax Levy Collected
 Tax Levy Cancelled, Abated or Adjusted .28

EXPENDITURES		REVENUES-REALIZED		1972 PROPERTY TAX	
GENERAL GOVERNMENT				STATE EQUALIZED TAX RATE	
Governing Body & Public Boards		1972 Property Taxes Collected	1,060,113.64	Local District School Taxes 1.04	503,223.95
Municipal Clerk		1972 Payments in Lieu of Taxes		Regional & Consolidated School Tax .87	415,885.30
Financial Administration	5,500.00	Delinquent Tax & Lien Collections	137,311.64	School Taxes in Municipal Budget	
Assessment of Taxes	6,206.00	Business Personality Replacement Taxes	29,084.61	County Taxes .41	157,918.14
Collection of Taxes	6,550.00	Taxes from Public Utilities	637,841.00	County Library Taxes .02	5,625.88
Planning, Housing & Development	12,240.00	Other Miscellaneous Tax Revenues		Local Municipal Purpose Taxes .03	13,016.27
Human Resources		State Aid Revenues	37,425.29	Veteran & Senior Citizen Taxes .04	21,830.00
Elections	875.00	Federal Aid Revenues		Total Taxes for Rate Computation 2.41	1,165,503.54
General Administration (other)	46,210.00	State and Local Fiscal Assistance Act Utilized		Special District Taxes	
JUDICIARY		Sale of Acquired Property	11,828.26	Bank Stock Taxes	164.52
Municipal Courts	2,000.00	Other Miscellaneous Revenues	25,251.42	Added and Omitted Taxes	28,302.87
PUBLIC SAFETY		Other Revenues, Revenue Sharing Tax Effort	1,538,855.86	Total Taxes Levied - ABSTRACT	1,172,140.93
Fire Protection	8,150.00	Prior Years Surplus Appropriated	100,000.00	Total Taxes Billed	1,181,560.93
Police Protection	50,200.00	REVENUES TOTAL	2,038,855.86	1972 TAXES COLLECTED	1,060,113.64
Civil Defense & Disaster Control	500.00	CAPITAL OUTLAY TOTAL	78,659.30	1972 Taxes Cancelled, Abated or Adjusted	3,276.05
Environmental Inspection & Control	75.00			Transfer to Tax Title Liens or Foreclosed	4,539.77
Other Public Safety				Balance Outstanding Dec. 31, 1972	114,031.47
PUBLIC WORKS				PRIOR YEARS TAXES OUTSTANDING	
Streets and Drainage	144,996.00	Public Enterprises		Balance January 1, 1972	145,047.16
Sewers and Sewage Processing		Recreation—Culture		Collected in 1972	134,050.88
Garbage and Trash Disposal		Public Works	51,786.67	Cancelled, Abated or Adjusted 1972	1,581.99
Public Buildings and Grounds	10,000.00	Buildings and Grounds	26,912.63	Transfers to Tax Title Liens or Foreclosed	261.30
Other Public Works		Library and Education		Balance December 31, 1972	8,752.99
HEALTH and WELFARE		Conservation		TAX TITLE LIENS OUTSTANDING	
Health Services Except Environmental	4,500.00	All Other		Balance January 1, 1972	24,311.10
Welfare-Public Assistance	3,200.00			Transfers From Taxes	4,827.67
Hospitals, Clinics, First Aid				Redeemed in 1972	3,260.76
Animal, Insect, & Rodent Control	3,000.00			Cancelled, Abated or Adjusted (1972)	
Other Welfare Services				Transfers to Foreclosed Property	
RECREATION and CONSERVATION				Balance December 31, 1972	25,878.01
Beaches and Boardwalks				PROPERTY ACQUIRED BY DEED OR	
Parks, Playgrounds, Shade Trees				FORECLOSURE	
Land Reclamation & Conservation	500.00			Balance January 1, 1972	
Other Recreational Services	1,500.00			Transfers From Taxes or Liens	
EDUCATION (excluding schools)				Sale for Cash (1972)	
Libraries				Cancelled, Abated or Adjusted (1972)	
Other Educational Services	180,000.00			Balance December 31, 1972	
STATUTORY EXPENDITURES				CURRENT FINANCES DECEMBER 31, 1972	
Pensions & F. I. C. A.	10,669.00			ASSETS	
Employee Fringe Benefits	2,500.00			Cash Dec. 31, 1972	662,021.98
Other Statutory Expenditures				Taxes Receivable	122,784.46
MUNICIPAL FUNCTIONS				Tax Title Liens	25,878.01
CAPITAL IMPROVEMENTS	459,871.00			Foreclosed Property	
DEBT SERVICE	133,000.00			Emergencies & Other Deferred Charges	
Principal Payments				State Aid Receivable	15,350.00
Interest Payments				Other Receivables	46,410.47
DEFERRED CHARGES				Total	872,444.92
SCHOOL, COUNTY, SPECIAL DISTRICT TAXES	1,130,657.27			LIABILITIES, RESERVES, AND SURPLUS	
RESERVE FOR UNCOLLECTED TAXES	200,099.81			Cash Liabilities	256,403.28
EMERGENCY EMPLOYMENT ACT OF 1971				Reserves for Receivables	155,072.94
EXPENDITURES TOTAL	1,830,628.08			Surplus Dec. 31,	380,568.70
				Total	872,444.92

0229

Population 1970 8,847
 Population 1972 8,900
 S & P Rating
 Moody Rating

General Tax Rate Per \$100. 3.62
 State Equalized Tax Rate 3.28

LEONIA BOROUGH — BERGEN COUNTY

Form of Government:

Borough Council

Number of Members on Governing Body 6

PER CAPITA:

Gross Debt 134.49
 Net Debt 22.02
 Debt Service 2.83
 Total Tax Levy 371.35
 Municipal Expenditures 153.00

PER CENT:

Gross Debt 1.28
 Net Debt .21
 Tax Levy Collected 97.83
 Tax Levy Cancelled, Abated or Adjusted .56

EXPENDITURES		REVENUES-REALIZED		1972 PROPERTY TAX	
GENERAL GOVERNMENT				STATE EQUALIZED TAX RATE 2.01	
Governing Body & Public Boards		1972 Property Taxes Collected	3,239,443.31	Local District School Taxes	2,045,150.00
Municipal Clerk		1972 Payments in Lieu of Taxes	7,864.61	Regional & Consolidated School Tax	
Financial Administration	5,000.00	Delinquent Tax & Lien Collections	61,830.14	School Taxes in Municipal Budget	
Assessment of Taxes	5,791.29	Business Personalty Replacement Taxes	31,556.32	County Taxes	362,560.85
Collection of Taxes	28,326.14	Taxes from Public Utilities	281,306.19	County Library Taxes	
Planning, Housing & Development	7,525.00	Other Miscellaneous Tax Revenues		Local Municipal Purpose Taxes	685,755.82
Human Resources		State Aid Revenues	35,958.73	Veteran & Senior Citizen Taxes	38,810.00
Elections	678.55	Federal Aid Revenues	7,761.29	Total Taxes for Rate Computation	3,332,760.71
General Administration (other)	103,508.57	State and Local Fiscal Assistance Act Utilized		Special District Taxes -	
JUDICIARY		Sale of Acquired Property		Bank Stock Taxes	6,164.79
Municipal Courts	13,021.17	Other Miscellaneous Revenues	52,090.84	Added and Omitted Taxes	4,895.76
PUBLIC SAFETY		Other Revenues, Revenue Sharing Tax Effort	20,731.51	Total Taxes Levied - ABSTRACT	3,305,011.26
Fire Protection	36,401.51	Total	3,738,583.34	Total Taxes Billed	3,311,210.64
Police Protection	284,070.88	Prior Years Surplus Appropriated	130,000.00	1972 TAXES COLLECTED	3,235,443.31
Civil Defense & Disaster Control		REVENUES TOTAL	3,868,583.34	1972 Taxes Cancelled, Abated or Adjusted	18,513.94
Environmental Inspection & Control	8,874.00	CAPITAL OUTLAY TOTAL	1,912.23	Transfer to Tax Title Liens or Foreclosed	1,766.56
Other Public Safety				Balance Outstanding Dec. 31, 1972	51,486.83
PUBLIC WORKS				PRIOR YEARS TAXES OUTSTANDING	
Streets and Drainage	181,387.37	Public Enterprises		Balance January 1, 1972	56,043.44
Sewers and Sewage Processing	26,560.28	Recreation—Culture		Collected in 1972	53,357.27
Gorbage and Trash Disposal	115,884.00	Public Works	1,352.23	Cancelled, Abated or Adjusted 1972	1,152.82
Public Buildings and Grounds	48,012.32	Buildings and Grounds	560.00	Transfers to Tax Title Liens or Foreclosed	1,533.35
Other Public Works	50,172.34	Library and Education		Balance December 31, 1972	
HEALTH and WELFARE		Conservation		TAX TITLE LIENS OUTSTANDING	
Health Services Except Environmental	12,440.00	All Other		Balance January 1, 1972	8,894.48
Welfare-Public Assistance	2,100.00			Transfers From Taxes	3,525.37
Hospitals, Clinics, First Aid				Redeemed in 1972	8,472.87
Animal, Insect, & Rodent Control				Cancelled, Abated or Adjusted (1972)	
Other Welfare Services				Transfers to Foreclosed Property	
RECREATION and CONSERVATION				Balance December 31, 1972	3,546.58
Beaches and Boardwalks				PROPERTY ACQUIRED BY DEED OR	
Parks, Playgrounds, Shade Trees	31,231.55			FORECLOSURE	
Land Reclamation & Conservation				Balance January 1, 1972	58,615.00
Other Recreational Services	58,885.99			Transfers From Taxes or Liens	
EDUCATION (excluding schools)				Sale for Cash (1972)	
Libraries	89,808.95			Cancelled, Abated or Adjusted (1972)	
Other Educational Services				Balance December 31, 1972	58,615.00
STATUTORY EXPENDITURES				CURRENT FINANCES DECEMBER 31, 1972	
Pensions & F. I. C. A.	80,472.09			ASSETS	
Employee Fringe Benefits	21,600.00			Cash Dec. 31, 1972	445,289.12
Other Statutory Expenditures				Taxes Receivable	51,486.83
MUNICIPAL FUNCTIONS TOTAL	1,220,152.80			Tax Title Liens	3,546.58
CAPITAL IMPROVEMENTS *MEMO*	100,000.00			Foreclosed Property	58,615.00
DEBT SERVICE				Emergencies & Other Deferred Charges	
Principal Payments	17,000.00			State Aid Receivable	35.33
Interest Payments	8,200.00			Other Receivables	1,524.89
DEFERRED CHARGES	5,629.07			Total	561,298.15
SCHOOL, COUNTY, SPECIAL DISTRICT TAXES	2,408,150.89			LIABILITIES, RESERVES, AND SURPLUS	
RESERVE FOR UNCOLLECTED TAXES	99,264.64			Cash Liabilities	121,918.62
EMERGENCY EMPLOYMENT ACT OF 1971	7,237.46			Reserves for Receivables	115,973.70
EXPENDITURES TOTAL	3,765,834.86			Surplus Dec. 31,	323,405.83
				Total	561,298.15

2114

Population 1970 1,229
 Population 1972 1,255
 S & P Rating
 Moody Rating

General Tax Rate Per \$100. 3.12
 State Equalized Tax Rate 2.95

LIBERTY TOWNSHIP — WARREN COUNTY

Form of Government:
 Township Committee
 Number of Members on Governing Body 3

PER CAPITA:
 Gross Debt 597.61
 Net Debt 299.09
 Debt Service
 Total Tax Levy 365.21
 Municipal Expenditures 117.70

PER CENT:
 Gross Debt 6.01
 Net Debt 3.01
 Tax Levy Collected 77.50
 Tax Levy Cancelled, Abated or Adjusted 10.13

EXPENDITURES		REVENUES-REALIZED		1972 PROPERTY TAX	
GENERAL GOVERNMENT				STATE EQUALIZED TAX RATE 1.98	
Governing Body & Public Boards		1972 Property Taxes Collected 358,542.53		Local District School Taxes	308,184.00
Municipal Clerk		1972 Payments in Lieu of Taxes		Regional & Consolidated School Tax	
Financial Administration	2,000.00	Delinquent Tax & Lien Collections 49,515.12		School Taxes in Municipal Budget	
Assessment of Taxes	3,700.00	Business Personalty Replacement Taxes 5,576.78		County Taxes	59,549.55
Collection of Taxes	4,100.00	Taxes from Public Utilities 21,739.69		County Library Taxes	3,263.64
Planning, Housing & Development	1,150.00	Other Miscellaneous Tax Revenues		Local Municipal Purpose Taxes	38,800.87
Human Resources		State Aid Revenues 20,650.51		Veteran & Senior Citizen Taxes	8,070.00
Elections		Federal Aid Revenues		Total Taxes for Rate Computation	457,868.06
General Administration (other)	7,800.00	State and Local Fiscal Assistance Act Utilized		Special District Taxes	
JUDICIARY		Sale of Acquired Property		Bank Stock Taxes	
Municipal Courts		Other Miscellaneous Revenues 6,164.30		Added and Omitted Taxes	8,542.45
PUBLIC SAFETY		Other Revenues, Revenue Sharing Tax Effort 5,057.43		Total Taxes Levied - ABSTRACT	458,340.51
Fire Protection	2,500.00	Total 467,646.36		Total Taxes Billed	462,642.74
Police Protection	4,550.00	Prior Years Surplus Appropriated		1972 TAXES COLLECTED	358,542.53
Civil Defense & Disaster Control	100.00	REVENUES TOTAL 467,646.36		1972 Taxes Cancelled, Abated or Adjusted	46,846.59
Environmental Inspection & Control		CAPITAL OUTLAY TOTAL		Transfer to Tax Title Liens or Foreclosed	2,598.41
Other Public Safety		Public Enterprises		Balance Outstanding Dec. 31, 1972	54,254.81
PUBLIC WORKS		Recreation—Culture		PRIOR YEARS TAXES OUTSTANDING	
Streets and Drainage	47,700.00	Public Works		Balance January 1, 1972	50,819.49
Sewers and Sewage Processing		Buildings and Grounds		Collected in 1972	48,092.07
Garbage and Trash Disposal	5,000.00	Library and Education		Cancelled, Abated or Adjusted 1972	2,365.51
Public Buildings and Grounds		Conservation		Transfers to Tax Title Liens or Foreclosed	
Other Public Works		All Other		Balance December 31, 1972	361.91
HEALTH and WELFARE		CAPITAL DEBT AUTHORIZED, DECEMBER 31, 1972		TAX TITLE LIENS OUTSTANDING	
Health Services Except Environmental	250.00	ISSUED AND UNISSUED GROSS DEBT NET DEBT		Balance January 1, 1972	12,706.12
Welfare-Public Assistance	500.00	School 750,000 375,363		Transfers From Taxes	2,558.41
Hospitals, Clinics, First Aid	1,075.00	Self-Liquidating		Redeemed in 1972	1,423.05
Animal, Insect, & Rodent Control	150.00	Other		Cancelled, Abated or Adjusted (1972)	25.39
Other Welfare Services		Total 750,000 375,363		Transfers to Foreclosed Property	
RECREATION and CONSERVATION		ISSUED AND OUTSTANDING		Balance December 31, 1972	14,252.09
Beaches and Boardwalks		School		PROPERTY ACQUIRED BY DEED OR FORECLOSURE	
Parks, Playgrounds, Shade Trees		Self-Liquidating		Balance January 1, 1972	
Land Reclamation & Conservation		Other		Transfers From Taxes or Liens	
Other Recreational Services	500.00	Total		Sale for Cash (1972)	
EDUCATION (excluding schools)		EQUALIZED VALUATION BASIS		Cancelled, Abated or Adjusted (1972)	
Libraries		FOR NET DEBT COMPUTATION 12,487,874.67		Balance December 31, 1972	
Other Educational Services		REAL PROPERTY VALUATIONS		CURRENT FINANCES DECEMBER 31, 1972	
STATUTORY EXPENDITURES		Code Class # of Parcels % VAL'N ASSESSED VALUATION		ASSETS	
Pensions & F. I. C. A.	4,715.00	1 Vacant Land 235 12.51 1,896,766.00		Cash Dec. 31, 1972	66,766.82
Employee Fringe Benefits		2 Residential 541 65.55 9,632,289.00		Taxes Receivable	54,616.72
Other Statutory Expenditures		3 Farm 85 15.30 2,248,118.00		Tax Title Liens	14,252.09
MUNICIPAL FUNCTIONS	85,794.00	4a Commercial 25 6.24 916,992.00		Foreclosed Property	
CAPITAL IMPROVEMENTS	10,000.00	4b Industrial		Emergencies & Other Deferred Charges	13,244.40
DEBT SERVICE		4c Apartments		State Aid Receivable	28,297.19
Principal Payments		890 Total 14,694,165.00		Other Receivables	25.41
Interest Payments		Land Area 12.25 Sq. Miles		Total	177,202.63
DEFERRED CHARGES	3,120.00	Net Valuation Taxable-Municipal 14,710,167.00		LIABILITIES, RESERVES, AND SURPLUS	
SCHOOL, COUNTY, SPECIAL DISTRICT TAXES	410,597.19	Net Valuation Taxable-County 12,045,550.00		Cash Liabilities	66,260.22
RESERVE FOR UNCOLLECTED TAXES	58,802.84	State Equalization Ratio 94.65		Reserves for Receivables	68,854.22
EMERGENCY EMPLOYMENT ACT OF 1971				Surplus Dec. 31,	42,048.15
EXPENDITURES TOTAL	558,714.03			Total	177,202.63

1416

Population 1970 9,034
 Population 1972 9,300
 S & P Rating BBB
 Moody Rating AAA

General Tax Rate Per \$100. 6.32
 State Equalized Tax Rate 3.65

LINCOLN PARK BOROUGH — MORRIS COUNTY

Form of Government:

Mayor-Council Plan F (OMCL50)

Number of Members on Governing Body 7

PER CAPITA:
 Gross Debt 350.90
 Net Debt 57.80
 Debt Service 6.68
 Total Tax Levy 342.01
 Municipal Expenditures 145.02

PER CENT:
 Gross Debt 4.14
 Net Debt .68
 Tax Levy Collected 93.97
 Tax Levy Cancelled, Abated or Adjusted .24

EXPENDITURES		REVENUES-REALIZED		1972 PROPERTY TAX	
GENERAL GOVERNMENT		1972 Property Taxes Collected		STATE EQUALIZED TAX RATE →	
Governing Body & Public Boards		1972 Payments in Lieu of Taxes	2,590,923.27	Local District School Taxes	2.21
Municipal Clerk	18,627.00	Delinquent Tax & Lien Collections	119,650.54	Regional & Consolidated School Tax	
Financial Administration	13,475.00	Business Personalty Replacement Taxes	46,475.51	School Taxes in Municipal Budget	
Assessment of Taxes	18,483.00	Taxes from Public Utilities	96,201.91	County Taxes	.44
Collection of Taxes	14,878.00	Other Miscellaneous Tax Revenues	34,871.17	County Library Taxes	
Planning, Housing & Development		State Aid Revenues	17,583.43	Local Municipal Purpose Taxes	.95
Human Resources		Federal Aid Revenues		Veteran & Senior Citizen Taxes	.05
Elections		State and Local Fiscal Assistance Act Utilized		Total Taxes for Rate Computation	3.65
General Administration (other)	134,205.30	Sale of Acquired Property	71,228.96	Special District Taxes	
JUDICIARY		Other Miscellaneous Revenues	38,188.22	Bank Stock Taxes	1,954.11
Municipal Courts	8,850.00	Other Revenues, Revenue Sharing Tax Effort	3,415,127.01	Added and Omitted Taxes	30,155.29
PUBLIC SAFETY		Total	3,510,127.01	Total Taxes Levied - ABSTRACT	3,180,734.61
Fire Protection	37,480.00	Prior Years Surplus Appropriated	95,000.00	Total Taxes Billed	3,182,780.71
Police Protection	218,376.61	REVENUES TOTAL	3,510,127.01	1972 TAXES COLLECTED	2,590,923.27
Civil Defense & Disaster Control	3,000.00	CAPITAL OUTLAY TOTAL	28,995.31	1972 Taxes Cancelled, Abated or Adjusted	7,628.96
Environmental Inspection & Control	15,203.60	Public Enterprises		Transfer to Tax Title Liens or Foreclosed	66,131.04
Other Public Safety		Recreation—Culture	28,874.17	Balance Outstanding Dec. 31, 1972	118,097.44
PUBLIC WORKS		Public Works	125.14	PRIOR YEARS TAXES OUTSTANDING	
Streets and Drainage	188,861.51	Buildings and Grounds		Balance January 1, 1972	59,265.61
Sewers and Sewage Processing	18,395.00	Library and Education		Collected in 1972	52,290.33
Garbage and Trash Disposal	97,392.14	Conservation		Cancelled, Abated or Adjusted 1972	
Public Buildings and Grounds	30,422.35	All Other		Transfers to Tax Title Liens or Foreclosed	6,575.28
Other Public Works	10,200.00			Balance December 31, 1972	
HEALTH and WELFARE				TAX TITLE LIENS OUTSTANDING	
Health Services Except Environmental	16,344.14			Balance January 1, 1972	143,870.83
Welfare-Public Assistance	725.00			Transfers From Taxes	73,824.97
Hospitals, Clinics, First Aid	2,400.00			Redeemed in 1972	27,260.21
Animal, Insect, & Rodent Control	2,320.00			Cancelled, Abated or Adjusted (1972)	1,592.39
Other Welfare Services				Transfers to Foreclosed Property	
RECREATION and CONSERVATION				Balance December 31, 1972	188,843.20
Beaches and Boardwalks				PROPERTY ACQUIRED BY DEED OR	
Parks, Playgrounds, Shade Trees	46,069.35			FORECLOSURE	
Land Reclamation & Conservation				Balance January 1, 1972	31,490.00
Other Recreational Services	2,225.00			Transfers From Taxes or Liens	
EDUCATION (excluding schools)				Sale for Cash (1972)	
Libraries	64,000.00			Cancelled, Abated or Adjusted (1972)	
Other Educational Services	600.00			Balance December 31, 1972	31,490.00
STATUTORY EXPENDITURES				CURRENT FINANCES DECEMBER 31, 1972	
Pensions & F. I. C. A.	48,161.90			ASSETS	
Employee Fringe Benefits	20,000.00			Cash Dec. 31, 1972	364,462.33
Other Statutory Expenditures				Taxes Receivable	118,097.44
MUNICIPAL FUNCTIONS TOTAL	1,030,798.90			Tax Title Liens	188,843.20
CAPITAL IMPROVEMENTS *MEMO*				Foreclosed Property	31,490.00
DEBT SERVICE				Emergencies & Other Deferred Charges	34,580.73
Principal Payments	30,800.00			State Aid Receivable	
Interest Payments	31,359.00			Other Receivables	6,476.64
DEFERRED CHARGES	21,092.90			Total	744,350.34
SCHOOL, COUNTY, SPECIAL DISTRICT TAXES	2,292,575.73			LIABILITIES, RESERVES, AND SURPLUS	
RESERVE FOR UNCOLLECTED TAXES	215,221.03			Cash Liabilities	239,838.90
EMERGENCY EMPLOYMENT ACT OF 1971	19,373.73			Reserves for Receivables	344,507.28
EXPENDITURES TOTAL	3,641,231.29			Surplus Dec. 31,	155,804.16
				Total	744,350.34

2009

Population 1970 41,409
 Population 1972 42,025
 S & P Rating AA
 Moody Rating AA

General Tax Rate Per \$100. 3.05
 State Equalized Tax Rate 2.22

LINDEN CITY — UNION COUNTY

Form of Government:

City Charter Act (P.L. 1897 c.30)

Number of Members on Governing Body 11

PER CAPITA:

Gross Debt 482.45
 Net Debt 219.11
 Debt Service 34.77
 Total Tax Levy 360.22
 Municipal Expenditures 253.98

PER CENT:

Gross Debt 3.16
 Net Debt 1.44
 Tax Levy Collected 98.85
 Tax Levy Cancelled, Abated or Adjusted .09

EXPENDITURES		REVENUES-REALIZED		1972 PROPERTY TAX	
GENERAL GOVERNMENT		1972 Property Taxes Collected		STATE EQUALIZED TAX RATE	
Governing Body & Public Boards	78,811.00	15,005,003.14		Local District School Taxes 1.15	
Municipal Clerk	61,565.00	8,760.30		Regional & Consolidated School Tax	
Financial Administration	82,267.00	140,563.76		School Taxes in Municipal Budget .12	
Assessment of Taxes	75,167.00	2,008,536.42		County Taxes .56	
Collection of Taxes	69,772.00	3,904,122.18		County Library Taxes	
Planning, Housing & Development	21,755.00	196,708.28		Local Municipal Purpose Taxes .36	
Human Resources	6,650.00	188,201.06		Veteran & Senior Citizen Taxes .04	
Elections	5,580.00	2,000.00		Total Taxes for Rate Computation 2.23	
General Administration (other)	465,725.00	358,575.73		Special District Taxes	
JUDICIARY		121,410.25		Bank Stock Taxes	
Municipal Courts	51,556.00	21,934,281.12		Added and Omitted Taxes	
PUBLIC SAFETY		803,279.30		Total Taxes Levied - ABSTRACT	
Fire Protection	1,859,356.28	22,737,560.42		Total Taxes Billed	
Police Protection	1,730,452.00	2,153,480.83		1972 TAXES COLLECTED	
Civil Defense & Disaster Control	13,136.00			1972 Taxes Cancelled, Abated or Adjusted	
Environmental Inspection & Control	63,717.00			Transfer to Tax Title Liens or Foreclosed	
Other Public Safety	16,867.00			Balance Outstanding Dec. 31, 1972	
PUBLIC WORKS				PRIOR YEARS TAXES OUTSTANDING	
Streets and Drainage	1,253,452.22			Balance January 1, 1972	
Sewers and Sewage Processing	134,674.00			Collected in 1972	
Garbage and Trash Disposal	322,512.00			Cancelled, Abated or Adjusted 1972	
Public Buildings and Grounds	265,815.40			Transfers to Tax Title Liens or Foreclosed	
Other Public Works				Balance December 31, 1972	
HEALTH and WELFARE				TAX TITLE LIENS OUTSTANDING	
Health Services Except Environmental	154,715.14			Balance January 1, 1972	
Welfare-Public Assistance	23,131.00			Transfers From Taxes	
Hospitals, Clinics, First Aid				Redeemed in 1972	
Animal, Insect, & Rodent Control	26,000.00			Cancelled, Abated or Adjusted (1972)	
Other Welfare Services				Transfers to Foreclosed Property	
RECREATION and CONSERVATION				Balance December 31, 1972	
Beaches and Boardwalks	160,375.00			PROPERTY ACQUIRED BY DEED OR	
Parks, Playgrounds, Shade Trees	35,000.00			FORECLOSURE	
Land Reclamation & Conservation	301,764.50			Balance January 1, 1972	
Other Recreational Services				Transfers From Taxes or Liens	
EDUCATION (excluding schools)				Sale for Cash (1972)	
Libraries	345,828.40			Cancelled, Abated or Adjusted (1972)	
Other Educational Services				Balance December 31, 1972	
STATUTORY EXPENDITURES				CURRENT FINANCES DECEMBER 31, 1972	
Pensions & F. I. C. A.	756,000.00			ASSETS	
Employee Fringe Benefits	280,352.00			Cash Dec. 31, 1972	
Other Statutory Expenditures				Taxes Receivable	
MUNICIPAL FUNCTIONS				Tax Title Liens	
CAPITAL IMPROVEMENTS	190,000.00			Foreclosed Property	
DEBT SERVICE				Emergencies & Other Deferred Charges	
Principal Payments	750,000.00			State Aid Receivable	
Interest Payments	671,158.00			Other Receivables	
TYPE I SCHL DEBT *MEMC	755,698.00			Total	
DEFERRED CHARGES	4,655.35			LIABILITIES, RESERVES, AND SURPLUS	
SCHOOL, COUNTY, SPECIAL DISTRICT TAXES	12,542,657.56			Cash Liabilities	
RESERVE FOR UNCOLLECTED TAXES	380,965.78			Reserves for Receivables	
EMERGENCY EMPLOYMENT ACT OF 1971	155,896.80			Surplus Dec. 31,	
EXPENDITURES	23,216,173.83			Total	

1971/3000

* ABOVE DEBT SERVICE INCLUDES TYPE I SCHOOL DEBT

0422

Population 1970 12,199
 Population 1972 15,125
 S & P Rating
 Moody Rating

General Tax Rate Per \$100. 5.35
 State Equalized Tax Rate 3.72

LINDENWOLD BOROUGH — CAMDEN COUNTY
 Form of Government:
 Borough Council
 Number of Members on Governing Body 6

PER CAPITA:
 Gross Debt 205.85
 Net Debt 26.31
 Debt Service .75
 Total Tax Levy 192.45
 Municipal Expenditures 72.31

PER CENT:
 Gross Debt 5.80
 Net Debt .74
 Tax Levy Collected 55.25
 Tax Levy Cancelled, Abated or Adjusted

EXPENDITURES		REVENUES-REALIZED		1972 PROPERTY TAX	
GENERAL GOVERNMENT				STATE EQUALIZED TAX RATE	
Governing Body & Public Boards		1972 Property Taxes Collected	2,773,602.56	Local District School Taxes	504,851.00
Municipal Clerk		1972 Payments in Lieu of Taxes		Regional & Consolidated School Tax	521,181.21
Financial Administration	20,550.00	Delinquent Tax & Lien Collections	118,845.30	School Taxes in Municipal Budget	
Assessment of Taxes	19,060.00	Business Personalty Replacement Taxes	9,817.39	County Taxes	555,214.20
Collection of Taxes	18,615.00	Taxes from Public Utilities	134,983.14	County Library Taxes	17,517.38
Planning, Housing & Development	7,234.62	Other Miscellaneous Tax Revenues		Local Municipal Purpose Taxes	420,698.11
Human Resources		State Aid Revenues	46,663.74	Veteran & Senior Citizen Taxes	54,120.00
Elections	1,501.00	Federal Aid Revenues	33,555.45	Total Taxes for Rate Computation	2,487,582.00
General Administration (other)	125,450.00	State and Local Fiscal Assistance Act Utilized		Special District Taxes	
JUDICIARY		Sale of Acquired Property	127,505.00	Bank Stock Taxes	1,301.89
Municipal Courts	10,165.00	Other Miscellaneous Revenues	32,062.04	Added and Omitted Taxes	475,590.45
PUBLIC SAFETY		Other Revenues, Revenue Sharing Tax Effort	99,033.61	Total Taxes Levied - ABSTRACT	2,510,754.34
Fire Protection	34,700.00	Total	3,376,908.23	Total Taxes Billed	2,510,754.34
Police Protection	251,501.00	Prior Years Surplus Appropriated	240,000.00	1972 TAXES COLLECTED	2,773,602.56
Civil Defense & Disaster Control	1.00	REVENUES TOTAL	3,616,908.23	1972 Taxes Cancelled, Abated or Adjusted	
Environmental Inspection & Control	9,250.00			Transfer to Tax Title Liens or Foreclosed	
Other Public Safety				Balance Outstanding Dec. 31, 1972	137,151.78
PUBLIC WORKS		CAPITAL OUTLAY		PRIOR YEARS TAXES OUTSTANDING	
Streets and Drainage	173,980.00	Public Enterprises		Balance January 1, 1972	125,034.57
Sewers and Sewage Processing		Recreation—Culture	18,350.00	Collected in 1972	111,413.32
Garbage and Trash Disposal	50,310.00	Public Works	29,180.90	Cancelled, Abated or Adjusted 1972	
Public Buildings and Grounds	17,670.00	Buildings and Grounds	154,460.00	Transfers to Tax Title Liens or Foreclosed	
Other Public Works		Library and Education		Balance December 31, 1972	13,621.25
HEALTH and WELFARE		Conservation		TAX TITLE LIENS OUTSTANDING	
Health Services Except Environmental	8,425.00	All Other		Balance January 1, 1972	23,765.40
Welfare-Public Assistance	4,675.00			Transfers From Taxes	
Hospitals, Clinics, First Aid				Redeemed in 1972	7,431.58
Animal, Insect, & Rodent Control	200.00			Cancelled, Abated or Adjusted (1972)	
Other Welfare Services				Transfers to Foreclosed Property	
RECREATION and CONSERVATION				Balance December 31, 1972	16,333.42
Beaches and Boardwalks				PROPERTY ACQUIRED BY DEED OR	
Parks, Playgrounds, Shade Trees	23,481.38			FORECLOSURE	
Land Reclamation & Conservation				Balance January 1, 1972	185,861.00
Other Recreational Services	8,000.00			Transfers From Taxes or Liens	
EDUCATION (excluding schools)				Sale for Cash (1972)	127,505.00
Libraries	5,000.00			Cancelled, Abated or Adjusted (1972)	
Other Educational Services				Balance December 31, 1972	57,556.00
STATUTORY EXPENDITURES				CURRENT FINANCES DECEMBER 31, 1972	
Pensions & F. I. C. A.	37,567.00			ASSETS	
Employee Fringe Benefits				Cash Dec. 31, 1972	764,718.18
Other Statutory Expenditures				Taxes Receivable	150,773.03
MUNICIPAL FUNCTIONS				Tax Title Liens	16,333.42
CAPITAL IMPROVEMENTS				Foreclosed Property	57,556.00
DEBT SERVICE				Emergencies & Other Deferred Charges	21,631.31
Principal Payments	5,000.00			State Aid Receivable	3,126.00
Interest Payments	6,315.31			Other Receivables	20,532.87
				Total	1,045,470.81
DEFERRED CHARGES				LIABILITIES, RESERVES, AND SURPLUS	
SCHOOL, COUNTY, SPECIAL DISTRICT TAXES	2,012,763.85			Cash Liabilities	129,488.27
RESERVE FOR UNCOLLECTED TAXES	189,978.01			Reserves for Receivables	245,995.32
EMERGENCY EMPLOYMENT ACT OF 1971	37,160.00			Surplus Dec. 31,	665,587.22
EXPENDITURES				Total	1,045,470.81
TOTAL	3,106,354.20				

0114

Population 1970 6,159
 Population 1972 6,420
 S & P Rating
 Moody Rating BAA

General Tax Rate Per \$100. 4.85
 State Equalized Tax Rate 4.10

LINWOOD CITY — ATLANTIC COUNTY

Form of Government:

City Charter Act (P.L. 1897, c.30)

Number of Members on Governing Body 7

PER CAPITA:
 Gross Debt 327.57
 Net Debt 30.26
 Debt Service 27.19
 Total Tax Levy 332.00
 Municipal Expenditures 144.72

PER CENT:
 Gross Debt 4.48
 Net Debt .41
 Tax Levy Collected 98.56
 Tax Levy Cancelled, Abated or Adjusted .09

EXPENDITURES		REVENUES-REALIZED		1972 PROPERTY TAX	
GENERAL GOVERNMENT		1972 Property Taxes Collected		STATE EQUALIZED TAX RATE	
Governing Body & Public Boards			2,102,183.73	Local District School Taxes	1.45 753,021.00
Municipal Clerk		1972 Payments in Lieu of Taxes		Regional & Consolidated School Tax	.89 460,539.79
Financial Administration	5,250.00	Delinquent Tax & Lien Collections	34,734.32	School Taxes in Municipal Budget	.26 133,487.06
Assessment of Taxes	8,600.00	Business Personalty Replacement Taxes	11,380.67	County Taxes	.72 371,427.52
Collection of Taxes	15,500.00	Taxes from Public Utilities	99,722.79	County Library Taxes	.01 7,296.77
Planning, Housing & Development	5,200.00	Other Miscellaneous Tax Revenues		Local Municipal Purpose Taxes	.69 358,820.87
Human Resources	1,500.00	State Aid Revenues	133,384.14	Veteran & Senior Citizen Taxes	.08 44,020.00
Elections	1,075.00	Federal Aid Revenues	25,668.43	Total Taxes for Rate Computation	4.10 2,128,613.01
General Administration (other)	57,850.00	State and Local Fiscal Assistance Act Utilized		Special District Taxes	
JUDICIARY		Sale of Acquired Property		Bank Stock Taxes	2,801.93
Municipal Courts	3,920.00	Other Miscellaneous Revenues	36,030.12	Added and Omitted Taxes	44,025.55
PUBLIC SAFETY		Other Revenues, Revenue Sharing Tax Effort	9,861.10	Total Taxes Levied - ABSTRACT	2,131,420.49
Fire Protection	68,860.00	Total	2,452,965.30	Total Taxes Billed	2,132,912.92
Police Protection	151,418.00	Prior Years Surplus Appropriated	150,000.00	1972 TAXES COLLECTED	2,102,183.73
Civil Defense & Disaster Control	1,650.00	REVENUES TOTAL	2,602,965.30	1972 Taxes Cancelled, Abated or Adjusted	1,990.70
Environmental Inspection & Control	4,650.00	CAPITAL OUTLAY TOTAL	116,832.00	Transfer to Tax Title Liens or Foreclosed	1,259.50
Other Public Safety		Public Enterprises		Balance Outstanding Dec. 31, 1972	27,478.99
PUBLIC WORKS		Recreation—Culture	5,725.00	PRIOR YEARS TAXES OUTSTANDING	
Streets and Drainage	86,250.00	Public Works		Balance January 1, 1972	33,660.15
Sewers and Sewage Processing	65,250.00	Buildings and Grounds		Collected in 1972	31,614.27
Garbage and Trash Disposal	31,300.00	Library and Education	111,107.00	Cancelled, Abated or Adjusted 1972	
Public Buildings and Grounds	23,100.00	Conservation		Transfers to Tax Title Liens or Foreclosed	
Other Public Works		All Other		Balance December 31, 1972	1,845.88
HEALTH and WELFARE		CAPITAL DEBT AUTHORIZED, DECEMBER 31, 1972		TAX TITLE LIENS OUTSTANDING	
Health Services Except Environmental	675.00	ISSUED AND UNISSUED GROSS DEBT		Balance January 1, 1972	5,476.33
Welfare—Public Assistance	1,770.00	School	2,007,015	Transfers From Taxes	1,259.50
Hospitals, Clinics, First Aid	1,700.00	Self-liquidating		Redeemed in 1972	2,920.05
Animal, Insect, & Rodent Control	200.00	Other	96,000	Cancelled, Abated or Adjusted (1972)	
Other Welfare Services		Total	2,103,015	Transfers to Foreclosed Property	
RECREATION and CONSERVATION		ISSUED AND OUTSTANDING		Balance December 31, 1972	3,815.78
Beaches and Boardwalks		School	2,006,585.94	PROPERTY ACQUIRED BY DEED OR	
Parks, Playgrounds, Shade Trees	18,400.00	Self-Liquidating		FORECLOSURE	
Land Reclamation & Conservation		Other	6,000.00	Balance January 1, 1972	14,344.00
Other Recreational Services		Total	2,012,585.94	Transfers From Taxes or Liens	
EDUCATION (excluding schools)		EQUALIZED VALUATION BASIS		Sale for Cash (1972)	
Libraries	9,100.00	FOR NET DEBT COMPUTATION	46,982,363.00	Cancelled, Abated or Adjusted (1972)	
Other Educational Services		REAL PROPERTY VALUATIONS		Balance December 31, 1972	14,344.00
STATUTORY EXPENDITURES		Code Class # of Parcels % VAL'N		CURRENT FINANCES DECEMBER 31, 1972	
Pensions & F. I. C. A.	30,025.00	1 Vacant Land 434 4.00		ASSETS	
Employee Fringe Benefits	16,400.00	2 Residential 1760 78.28		Cash Dec. 31, 1972	411,856.76
Other Statutory Expenditures		3 Farm 5 .67		Taxes Receivable	29,324.87
MUNICIPAL FUNCTIONS TOTAL	609,643.00	4a Commercial 52 16.99		Tax Title Liens	3,815.78
CAPITAL IMPROVEMENTS *MEMO*	43,000.00	4b Industrial		Foreclosed Property	14,344.00
DEBT SERVICE		4c Apartments 1 .06		Emergencies & Other Deferred Charges	90,000.00
Principal Payments	91,000.00	2252 Total	43,492,550.00	State Aid Receivable	13,934.96
Interest Payments	83,528.75	Land Area 3.80 Sq. Miles		Other Receivables	1,849.24
TYPE I SCHL DEBT *MEMC	155,685.00	Net Valuation Taxable-Municipal	43,909,355.00	Total	565,125.61
DEFERRED CHARGES	21,062.06	Net Valuation Taxable-County	44,115,644.00	LIABILITIES, RESERVES, AND SURPLUS	
SCHOOL, COUNTY, SPECIAL DISTRICT TAXES	1,725,772.14	State Equalization Ratio	84.73	Cash Liabilities	289,725.05
RESERVE FOR UNCOLLECTED TAXES	96,558.94			Reserves for Receivables	49,333.89
EMERGENCY EMPLOYMENT ACT OF 1971	27,291.89			Surplus Dec. 31,	226,066.67
EXPENDITURES TOTAL	2,654,856.78			Total	565,125.61

1971/3000

* ABOVE DEBT SERVICE INCLUDES TYPE I SCHOOL DEBT

1516

Population 1970 2,972
 Population 1972 3,890
 S & P Rating
 Moody Rating

General Tax Rate Per \$100. 2.54
 State Equalized Tax Rate 1.76

LITTLE EGG HARBOR TOWNSHIP — OCEAN CO.
 Form of Government:
 Township Committee
 Number of Members on Governing Body 3

PER CAPITA:
 Gross Debt 167.61
 Net Debt
 Debt Service
 Total Tax Levy 326.23
 Municipal Expenditures 142.03
 PER CENT:
 Gross Debt 1.18
 Net Debt
 Tax Levy Collected 54.85
 Tax Levy Cancelled, Abated or Adjusted .07

EXPENDITURES		REVENUES-REALIZED		1972 PROPERTY TAX	
GENERAL GOVERNMENT		1972 Property Taxes Collected		STATE EQUALIZED TAX RATE 1.07	
Governing Body & Public Boards		1972 Payments in Lieu of Taxes	1,204,189.57	Local District School Taxes	764,455.50
Municipal Clerk	10,400.00	Delinquent Tax & Lien Collections	45,315.00	Regional & Consolidated School Tax	
Financial Administration	15,500.00	Business Personalty Replacement Taxes	14,611.68	School Taxes in Municipal Budget	
Assessment of Taxes	19,590.00	Taxes from Public Utilities	185,030.49	County Taxes	317,534.03
Collection of Taxes	3,400.00	Other Miscellaneous Tax Revenues		County Library Taxes	13,464.62
Planning, Housing & Development		State Aid Revenues	15,183.17	Local Municipal Purpose Taxes	115,334.21
Human Resources		Federal Aid Revenues		Veteran & Senior Citizen Taxes	44,386.00
Elections		State and Local Fiscal Assistance Act Utilized		Total Taxes for Rate Computation	1,259,574.36
General Administration (other)	61,350.03	Sale of Acquired Property	30,845.09	Special District Taxes	515.79
JUDICIARY		Other Miscellaneous Revenues	23,703.28	Bank Stock Taxes	53,327.84
Municipal Courts	5,550.00	Other Revenues, Revenue Sharing Tax Effort	1,522,878.68	Added and Omitted Taxes	1,265,031.59
PUBLIC SAFETY		Prior Years Surplus Appropriated	160,000.00	Total Taxes Levied - ABSTRACT	1,265,031.59
Fire Protection	17,000.00	REVENUES TOTAL	1,682,878.68	Total Taxes Billed	1,204,189.97
Police Protection	82,100.00			1972 TAXES COLLECTED	880.00
Civil Defense & Disaster Control				1972 Taxes Cancelled, Abated or Adjusted	
Environmental Inspection & Control	11,850.00			Transfer to Tax Title Liens or Foreclosed	
Other Public Safety				Balance Outstanding Dec. 31, 1972	63,562.02
PUBLIC WORKS				PRIOR YEARS TAXES OUTSTANDING	
Streets and Drainage	68,100.00			Balance January 1, 1972	48,513.14
Sewers and Sewage Processing				Collected in 1972	46,496.02
Garbage and Trash Disposal	55,000.00			Cancelled, Abated or Adjusted 1972	
Public Buildings and Grounds	9,550.00			Transfers to Tax Title Liens or Foreclosed	
Other Public Works	20,000.00			Balance December 31, 1972	2,417.12
HEALTH and WELFARE				TAX TITLE LIENS OUTSTANDING	
Health Services Except Environmental	2,200.00			Balance January 1, 1972	65,065.76
Welfare-Public Assistance	1,500.00			Transfers From Taxes	
Hospitals, Clinics, First Aid	700.00			Redeemed in 1972	2,818.98
Animal, Insect, & Rodent Control	4,750.00			Cancelled, Abated or Adjusted (1972)	
Other Welfare Services	300.00			Transfers to Foreclosed Property	
RECREATION and CONSERVATION				Balance December 31, 1972	66,250.78
Beaches and Boardwalks				PROPERTY ACQUIRED BY DEED OR	
Parks, Playgrounds, Shade Trees				FORECLOSURE	
Land Reclamation & Conservation				Balance January 1, 1972	25,550.00
Other Recreational Services	1,825.08			Transfers From Taxes or Liens	
EDUCATION (excluding schools)				Sale for Cash (1972)	
Libraries				Cancelled, Abated or Adjusted (1972)	
Other Educational Services				Balance December 31, 1972	25,550.00
STATUTORY EXPENDITURES				CURRENT FINANCES DECEMBER 31, 1972	
Pensions & F. I. C. A.	13,804.85			ASSETS	
Employee Fringe Benefits				Cash Dec. 31, 1972	719,292.57
Other Statutory Expenditures				Taxes Receivable	66,375.14
MUNICIPAL FUNCTIONS TOTAL	408,510.00			Tax Title Liens	66,250.78
CAPITAL IMPROVEMENTS *MEMO*	41,000.00			Foreclosed Property	25,550.00
DEBT SERVICE				Emergencies & Other Deferred Charges	48,600.00
Principal Payments				State Aid Receivable	41,222.25
Interest Payments				Other Receivables	10,733.06
				Total	578,467.80
DEFERRED CHARGES	22,400.00			LIABILITIES, RESERVES, AND SURPLUS	
SCHOOL, COUNTY, SPECIAL DISTRICT TAXES	1,055,854.15			Cash Liabilities	480,784.74
RESERVE FOR UNCOLLECTED TAXES	121,604.98			Reserves for Receivables	169,352.58
EMERGENCY EMPLOYMENT ACT OF 1971				Surplus Dec. 31,	328,330.08
EXPENDITURES TOTAL	1,648,365.13			Total	578,467.80

1605

Population 1970 11,727
 Population 1972 12,425
 S & P Rating
 Moody Rating A

General Tax Rate Per \$100. 3.04
 State Equalized Tax Rate 2.56

LITTLE FALLS TOWNSHIP — PASSAIC COUNTY

Form of Government:

Township Committee

Number of Members on Governing Body 5

PER CAPITA:

Gross Debt 287.51
 Net Debt 116.55
 Debt Service 6.38
 Total Tax Levy 288.26
 Municipal Expenditures 123.67

PER CENT:

Gross Debt 2.86
 Net Debt 1.16
 Tax Levy Collected 96.72
 Tax Levy Cancelled, Abated or Adjusted .02

EXPENDITURES		REVENUES-REALIZED		1972 PROPERTY TAX	
GENERAL GOVERNMENT		1972 Property Taxes Collected		STATE EQUALIZED TAX RATE	
Governing Body & Public Boards			3,486,008.07	Local District School Taxes .79	1,095,846.50
Municipal Clerk		1972 Payments in Lieu of Taxes		Regional & Consolidated School Tax .71	586,378.46
Financial Administration	11,900.00	Delinquent Tax & Lien Collections	73,858.20	School Taxes in Municipal Budget	
Assessment of Taxes	13,750.00	Business Personalty Replacement Taxes	171,294.38	County Taxes .64	894,745.53
Collection of Taxes	22,005.00	Taxes from Public Utilities	292,266.54	County Library Taxes	
Planning, Housing & Development	9,750.00	Other Miscellaneous Tax Revenues		Local Municipal Purpose Taxes .37	517,344.05
Human Resources		State Aid Revenues	57,256.01	Veteran & Senior Citizen Taxes .05	68,350.00
Elections	2,000.00	Federal Aid Revenues	38,439.78	Total Taxes for Rate Computation 2.56	3,562,664.94
General Administration (other)	105,100.00	State and Local Fiscal Assistance Act Utilized		Special District Taxes	
JUDICIARY		Sale of Acquired Property		Bank Stock Taxes	5,887.84
Municipal Courts	16,725.00	Other Miscellaneous Revenues	96,895.25	Added and Omitted Taxes	81,388.68
PUBLIC SAFETY		Other Revenues, Revenue Sharing Tax Effort	32,844.42	Total Taxes Levied - ABSTRACT	3,581,591.46
Fire Protection	92,620.00	Total	4,248,862.65	Total Taxes Billed	3,604,191.46
Police Protection	302,600.00	Prior Years Surplus Appropriated	350,000.00	1972 TAXES COLLECTED	3,486,008.07
Civil Defense & Disaster Control	500.00	REVENUES TOTAL	4,598,862.65	1972 Taxes Cancelled, Abated or Adjusted	640.00
Environmental Inspection & Control	9,240.00	CAPITAL OUTLAY TOTAL	135,403.32	Transfer to Tax Title Liens or Foreclosed	
Other Public Safety				Balance Outstanding Dec. 31, 1972	117,543.39
PUBLIC WORKS		Public Enterprises		PRIOR YEARS TAXES OUTSTANDING	
Streets and Drainage	186,172.83	Recreation—Culture		Balance January 1, 1972	211,657.35
Sewers and Sewage Processing	127,800.00	Public Works	135,403.32	Collected in 1972	73,858.20
Garbage and Trash Disposal	162,800.00	Buildings and Grounds		Cancelled, Abated or Adjusted 1972	
Public Buildings and Grounds	15,100.00	Library and Education		Transfers to Tax Title Liens or Foreclosed	
Other Public Works		Conservation		Balance December 31, 1972	137,799.15
HEALTH and WELFARE		All Other		TAX TITLE LIENS OUTSTANDING	
Health Services Except Environmental	12,250.00	CAPITAL DEBT AUTHORIZED, DECEMBER 31, 1972		Balance January 1, 1972	11,886.43
Welfare-Public Assistance	1,800.00	ISSUED AND UNISSUED		Transfers From Taxes	
Hospitals, Clinics, First Aid		School	2,095,062	Redeemed in 1972	
Animal, Insect, & Rodent Control		Self-liquidating		Cancelled, Abated or Adjusted (1972)	
Other Welfare Services		Other	1,477,273	Transfers to Foreclosed Property	
RECREATION and CONSERVATION		Total	3,572,335	Balance December 31, 1972	11,886.43
Beaches and Boardwalks		ISSUED AND OUTSTANDING		PROPERTY ACQUIRED BY DEED OR	
Parks, Playgrounds, Shade Trees	2,400.00	School	2,095,062.18	FORECLOSURE	
Land Reclamation & Conservation		Self-Liquidating		Balance January 1, 1972	12,880.00
Other Recreational Services	32,500.00	Other	719,200.00	Transfers From Taxes or Liens	
EDUCATION (excluding schools)		Total	2,814,262.18	Sale for Cash (1972)	
Libraries	61,000.00	EQUALIZED VALUATION BASIS		Cancelled, Abated or Adjusted (1972)	
Other Educational Services		FOR NET DEBT COMPUTATION	125,040,572.33	Balance December 31, 1972	12,880.00
STATUTORY EXPENDITURES		REAL PROPERTY VALUATIONS		CURRENT FINANCES DECEMBER 31, 1972	
Pensions & F. I. C. A.	61,800.00	Code Class # of Parcels % VAL'N		ASSETS	
Employee Fringe Benefits	19,100.00	1 Vacant Land 371 5.38	6,171,800.00	Cash Dec. 31, 1972	355,646.66
Other Statutory Expenditures		2 Residential 2762 68.83	78,885,700.00	Taxes Receivable	255,342.54
MUNICIPAL FUNCTIONS	1,265,912.83	3 Farm		Tax Title Liens	11,886.43
CAPITAL IMPROVEMENTS	32,000.00	4a Commercial 141 8.56	9,813,900.00	Foreclosed Property	12,880.00
DEBT SERVICE		4b Industrial 52 10.30	11,808,800.00	Emergencies & Other Deferred Charges	20,400.00
Principal Payments	45,000.00	4c Apartments 10 6.92	7,930,800.00	State Aid Receivable	23,932.52
Interest Payments	34,300.00	3336 Total	114,615,000.00	Other Receivables	87,070.00
DEFERRED CHARGES	10,300.00	Land Area 2.80 Sq. Miles		Total	777,158.15
SCHOOL, COUNTY, SPECIAL DISTRICT TAXES	2,976,570.89	Net Valuation Taxable-Municipal	117,266,426.00	LIABILITIES, RESERVES, AND SURPLUS	
RESERVE FOR UNCOLLECTED TAXES	143,406.58	Net Valuation Taxable-County	132,543,323.00	Cash Liabilities	188,352.87
EMERGENCY EMPLOYMENT ACT OF 1971	23,738.00	State Equalization Ratio	84.47	Reserves for Receivables	267,498.57
EXPENDITURES TOTAL	4,513,628.70			Surplus Dec. 31,	221,306.31
				Total	777,158.15

0230

Population 1970 9,064
 Population 1972 9,375
 S & P Rating
 Moody Rating BAA

General Tax Rate Per \$100. 2.90
 State Equalized Tax Rate 2.44

LITTLE FERRY BOROUGH -- BERGEN COUNTY
Form of Government:
Borough Council
Number of Members on Governing Body 6

PER CAPITA: 222.71
 Gross Debt 137.48
 Net Debt 2.05
 Debt Service 268.58
 Total Tax Levy 133.03
 Municipal Expenditures

PER CENT: 2.29
 Gross Debt 1.41
 Net Debt 95.73
 Tax Levy Collected
 Tax Levy Cancelled, Abated or Adjusted .08

EXPENDITURES		REVENUES-REALIZED		1972 PROPERTY TAX	
GENERAL GOVERNMENT				STATE EQUALIZED TAX RATE	
Governing Body & Public Boards		1972 Property Taxes Collected	2,385,350.17	Local District School Taxes	1.35
Municipal Clerk		1972 Payments in Lieu of Taxes	2,556.40	Regional & Consolidated School Tax	
Financial Administration	6,100.00	Delinquent Tax & Lien Collections	98,904.82	School Taxes in Municipal Budget	
Assessment of Taxes	5,350.00	Business Personality Replacement Taxes	60,534.57	County Taxes	.36
Collection of Taxes	17,496.00	Taxes from Public Utilities	165,667.49	County Library Taxes	
Planning, Housing & Development	4,165.00	Other Miscellaneous Tax Revenues		Local Municipal Purpose Taxes	.64
Human Resources	1,225.00	State Aid Revenues	35,474.07	Veteran & Senior Citizen Taxes	.05
Elections	1,000.00	Federal Aid Revenues	33,465.59	Total Taxes for Rate Computation	2.44
General Administration (other)	102,434.00	State and Local Fiscal Assistance Act Utilized		Special District Taxes	
JUDICIARY		Sale of Acquired Property		Bank Stock Taxes	2,006.92
Municipal Courts	12,305.00	Other Miscellaneous Revenues	39,997.28	Added and Omitted Taxes	71,544.23
PUBLIC SAFETY		Other Revenues, Revenue Sharing Tax Effort	61,090.19	Total Taxes Levied - ABSTRACT	2,521,650.50
Fire Protection	51,228.50	Total	2,887,040.98	Total Taxes Billed	2,495,847.67
Police Protection	253,520.00	Prior Years Surplus Appropriated	180,000.00	1972 TAXES COLLECTED	2,385,350.17
Civil Defense & Disaster Control	1,745.00	REVENUES TOTAL	3,067,040.98	1972 Taxes Cancelled, Abated or Adjusted	2,080.00
Environmental Inspection & Control	4,442.00	CAPITAL OUTLAY TOTAL	253,522.27	Transfer to Tax Title Liens or Foreclosed	14,741.11
Other Public Safety				Balance Outstanding Dec. 31, 1972	85,676.35
PUBLIC WORKS				PRIOR YEARS TAXES OUTSTANDING	
Streets and Drainage	224,668.50	Public Enterprises		Balance January 1, 1972	104,511.04
Sewers and Sewage Processing	33,340.00	Recreation—Culture		Collected in 1972	58,504.82
Garbage and Trash Disposal	75,170.00	Public Works	90,144.95	Cancelled, Abated or Adjusted 1972	2,144.00
Public Buildings and Grounds	10,875.00	Buildings and Grounds	163,377.32	Transfers to Tax Title Liens or Foreclosed	
Other Public Works		Library and Education		Balance December 31, 1972	3,462.22
HEALTH and WELFARE		Conservation		TAX TITLE LIENS OUTSTANDING	
Health Services Except Environmental	8,095.00	All Other		Balance January 1, 1972	5,673.84
Welfare-Public Assistance	2,500.00			Transfers From Taxes	13,656.10
Hospitals, Clinics, First Aid				Redeemed in 1972	
Animal, Insect, & Rodent Control	900.00			Cancelled, Abated or Adjusted (1972)	
Other Welfare Services				Transfers to Foreclosed Property	
RECREATION and CONSERVATION				Balance December 31, 1972	15,325.94
Beaches and Boardwalks				PROPERTY ACQUIRED BY DEED OR FORECLOSURE	
Parks, Playgrounds, Shade Trees	27,760.00			Balance January 1, 1972	23,194.00
Land Reclamation & Conservation	6,000.00			Transfers From Taxes or Liens	
Other Recreational Services	2,000.00			Sale for Cash (1972)	
EDUCATION (excluding schools)				Cancelled, Abated or Adjusted (1972)	
Libraries	35,512.00			Balance December 31, 1972	23,194.00
Other Educational Services				CURRENT FINANCES DECEMBER 31, 1972	
STATUTORY EXPENDITURES				ASSETS	
Pensions & F. I. C. A.	63,200.00			Cash Dec. 31, 1972	301,552.44
Employee Fringe Benefits	25,950.00			Taxes Receivable	53,138.61
Other Statutory Expenditures				Tax Title Liens	15,325.94
MUNICIPAL FUNCTIONS				Foreclosed Property	23,194.00
CAPITAL IMPROVEMENTS	1,025,881.40			Emergencies & Other Deferred Charges	26,700.00
DEBT SERVICE				State Aid Receivable	18,487.73
Principal Payments	10,000.00			Other Receivables	34,165.39
Interest Payments	9,175.00			Total	516,572.11
DEFERRED CHARGES				LIABILITIES, RESERVES, AND SURPLUS	
SCHOOL, COUNTY, SPECIAL DISTRICT TAXES	1,754,723.06			Cash Liabilities	121,474.94
RESERVE FOR UNCOLLECTED TAXES	149,104.00			Reserves for Receivables	165,821.94
EMERGENCY EMPLOYMENT ACT OF 1971	25,562.00			Surplus Dec. 31,	225,265.23
EXPENDITURES TOTAL	3,041,845.46			Total	516,572.11

1323

Population 1970 6,010
 Population 1972 6,120
 S & P Rating
 Moody Rating

General Tax Rate Per \$100. 3.50
 State Equalized Tax Rate 3.38

LITTLE SILVER BOROUGH — MONMOUTH CO.
 Form of Government:
 Borough Council
 Number of Members on Governing Body 6

PER CAPITA:
 Gross Debt 848.13
 Net Debt 125.77
 Debt Service 3.85
 Total Tax Levy 436.46
 Municipal Expenditures 133.67

PER CENT:
 Gross Debt 7.21
 Net Debt 1.07
 Tax Levy Collected 95.14
 Tax Levy Cancelled, Abated or Adjusted .02

EXPENDITURES		REVENUES-REALIZED		1972 PROPERTY TAX	
GENERAL GOVERNMENT		1972 Property Taxes Collected		STATE EQUALIZED TAX RATE	
Governing Body & Public Boards		2,541,213.38		Local District School Taxes	1.27
Municipal Clerk	6,087.50	1972 Payments in Lieu of Taxes		Regional & Consolidated School Tax	.90
Financial Administration	8,508.00	Delinquent Tax & Lien Collections		School Taxes in Municipal Budget	
Assessment of Taxes	11,793.00	Business Personalty Replacement Taxes		County Taxes	.62
Collection of Taxes	1,840.00	Taxes from Public Utilities		County Library Taxes	.02
Planning, Housing & Development	1,500.00	Other Miscellaneous Tax Revenues		Local Municipal Purpose Taxes	.54
Human Resources	1,230.38	State Aid Revenues		Veteran & Senior Citizen Taxes	.05
Elections	68,208.89	Federal Aid Revenues		Total Taxes for Rate Computation	3.40
General Administration (other)		State and Local Fiscal Assistance Act Utilized		Special District Taxes	
JUDICIARY		Sale of Acquired Property		Bank Stock Taxes	4,416.89
Municipal Courts	4,473.37	Other Miscellaneous Revenues		Added and Omitted Taxes	4,533.79
PUBLIC SAFETY		Other Revenues, Revenue Sharing Tax Effort		Total Taxes Levied - ABSTRACT	2,671,125.52
Fire Protection	20,863.58	Prior Years Surplus Appropriated		Total Taxes Billed	2,671,125.52
Police Protection	204,223.65	REVENUES TOTAL		1972 TAXES COLLECTED	2,541,213.38
Civil Defense & Disaster Control	400.00	CAPITAL OUTLAY TOTAL		1972 Taxes Cancelled, Abated or Adjusted	640.00
Environmental Inspection & Control	2,942.00	Public Enterprises		Transfer to Tax Title Liens or Foreclosed	
Other Public Safety		Recreation—Culture		Balance Outstanding Dec. 31, 1972	129,272.14
PUBLIC WORKS		Public Works		PRIOR YEARS TAXES OUTSTANDING	
Streets and Drainage	138,682.46	Buildings and Grounds		Balance January 1, 1972	112,461.79
Sewers and Sewage Processing	67,069.61	Library and Education		Collected in 1972	110,575.80
Garbage and Trash Disposal	15,325.00	Conservation		Cancelled, Abated or Adjusted 1972	
Public Buildings and Grounds		All Other		Transfers to Tax Title Liens or Foreclosed	
Other Public Works		CAPITAL DEBT AUTHORIZED, DECEMBER 31, 1972		Balance December 31, 1972	1,885.99
HEALTH and WELFARE		ISSUED AND UNISSUED GROSS DEBT NET DEBT		TAX TITLE LIENS OUTSTANDING	
Health Services Except Environmental	7,773.80	School 4,420,835		Balance January 1, 1972	2,615.44
Welfare-Public Assistance	910.00	Self-liquidating 769,736		Transfers From Taxes	
Hospitals, Clinics, First Aid		Other 5,190,571		Redeemed in 1972	
Animal, Insect, & Rodent Control		Total 769,736		Cancelled, Abated or Adjusted (1972)	
Other Welfare Services		ISSUED AND OUTSTANDING		Transfers to Foreclosed Property	
RECREATION and CONSERVATION		School 1,314,803.20		Balance December 31, 1972	2,615.44
Beaches and Boardwalks	14,392.60	Self-Liquidating 180,000.00		PROPERTY ACQUIRED BY DEED OR	
Parks, Playgrounds, Shade Trees	350.00	Other 1,494,803.20		FORECLOSURE	
Land Reclamation & Conservation		EQUALIZED VALUATION BASIS		Balance January 1, 1972	10,150.00
Other Recreational Services		FOR NET DEBT COMPUTATION		Transfers From Taxes or Liens	
EDUCATION (excluding schools)		REAL PROPERTY VALUATIONS		Sale for Cash (1972)	
Libraries	15,086.40	Code Class # of Parcels % VAL'N ASSESSED VALUATION		Cancelled, Abated or Adjusted (1972)	
Other Educational Services		1 Vacant Land 184 3.49 2,666,500.00		Balance December 31, 1972	10,150.00
STATUTORY EXPENDITURES		2 Residential 1785 89.31 68,284,400.00		CURRENT FINANCES DECEMBER 31, 1972	
Pensions & F. I. C. A.	28,517.80	3 Farm 6 .16 126,000.00		ASSETS	
Employee Fringe Benefits	8,350.00	4a Commercial 70 7.03 5,376,800.00		Cash Dec. 31, 1972	765,316.58
Other Statutory Expenditures		4b Industrial		Taxes Receivable	131,158.13
MUNICIPAL FUNCTIONS		4c Apartments		Tax Title Liens	2,615.44
CAPITAL IMPROVEMENTS	17,050.00	Total 76,454,100.00		Foreclosed Property	10,150.00
DEBT SERVICE		Land Area 2.80 Sq. Miles		Emergencies & Other Deferred Charges	33,800.00
Principal Payments	15,000.00	Net Valuation Taxable-Municipal		State Aid Receivable	34,519.86
Interest Payments	8,550.00	Net Valuation Taxable-County		Other Receivables	313,768.49
DEFERRED CHARGES	25,166.50	State Equalization Ratio		Total	1,291,728.50
SCHOOL, COUNTY, SPECIAL DISTRICT TAXES	2,233,938.73	Net Valuation Taxable-Municipal		LIABILITIES, RESERVES, AND SURPLUS	
RESERVE FOR UNCOLLECTED TAXES	132,446.00	Net Valuation Taxable-County		Cash Liabilities	725,327.77
EMERGENCY EMPLOYMENT ACT OF 1971	7,569.03	State Equalization Ratio		Reserves for Receivables	457,692.06
EXPENDITURES TOTAL	3,051,598.34			Surplus Dec. 31,	108,708.67
				Total	1,291,728.50

0710

Population 1970 30,127
 Population 1972 30,735
 S & P Rating A
 Moody Rating A

General Tax Rate Per \$100. 5.31
 State Equalized Tax Rate 3.60

LIVINGSTON TOWNSHIP — ESSEX COUNTY

Form of Government:

Council-Manager Plan E (OMCL50)

Number of Members on Governing Body 5

PER CAPITA:

Gross Debt 224.94
 Net Debt 65.42
 Debt Service 4.98
 Total Tax Levy 520.90
 Municipal Expenditures 134.23

PER CENT:

Gross Debt 1.79
 Net Debt .52
 Tax Levy Collected 97.08
 Tax Levy Cancelled, Abated or Adjusted .27

EXPENDITURES		REVENUES-REALIZED		1972 PROPERTY TAX	
GENERAL GOVERNMENT		1972 Property Taxes Collected		STATE EQUALIZED TAX RATE	
Governing Body & Public Boards		15,549,316.32		Local District School Taxes 1.95	
Municipal Clerk		1972 Payments in Lieu of Taxes		Regional & Consolidated School Tax	
Financial Administration	33,980.00	453,196.43		School Taxes in Municipal Budget	
Assessment of Taxes	83,095.00	Delinquent Tax & Lien Collections		County Taxes 1.25	
Collection of Taxes	44,605.00	156,421.67		County Library Taxes	
Planning, Housing & Development	27,483.00	Business Personalty Replacement Taxes		Local Municipal Purpose Taxes .32	
Human Resources	7,000.00	Taxes from Public Utilities		Veteran & Senior Citizen Taxes .04	
Elections	2,800.00	Other Miscellaneous Tax Revenues		Total Taxes for Rate Computation 3.60	
General Administration (other)	324,135.00	State Aid Revenues		Special District Taxes	
JUDICIARY		Federal Aid Revenues		Bank Stock Taxes	
Municipal Courts	21,476.00	State and Local Fiscal Assistance Act Utilized		Added and Omitted Taxes	
PUBLIC SAFETY		Sale of Acquired Property		Total Taxes Levied - ABSTRACT	
Fire Protection	73,593.00	Other Miscellaneous Revenues		Total Taxes Billed	
Police Protection	710,285.00	Other Revenues, Revenue Sharing Tax Effort		1972 TAXES COLLECTED	
Civil Defense & Disaster Control	10,750.00	Total		1972 Taxes Cancelled, Abated or Adjusted	
Environmental Inspection & Control	41,554.00	Prior Years Surplus Appropriated		Transfer to Tax Title Liens or Foreclosed	
Other Public Safety		REVENUES TOTAL		Balance Outstanding Dec. 31, 1972	
PUBLIC WORKS		CAPITAL OUTLAY TOTAL		PRIOR YEARS TAXES OUTSTANDING	
Streets and Drainage	372,575.00	Public Enterprises		Balance January 1, 1972	
Sewers and Sewage Processing	214,411.00	Recreation—Culture		Collected in 1972	
Garbage and Trash Disposal		Public Works		Cancelled, Abated or Adjusted 1972	
Public Buildings and Grounds	100,065.00	Buildings and Grounds		Transfers to Tax Title Liens or Foreclosed	
Other Public Works		Library and Education		Balance December 31, 1972	
HEALTH and WELFARE		Conservation		TAX TITLE LIENS OUTSTANDING	
Health Services Except Environmental	74,562.00	All Other		Balance January 1, 1972	
Welfare-Public Assistance	5,522.04	CAPITAL DEBT AUTHORIZED, DECEMBER 31, 1972		Transfers From Taxes	
Hospitals, Clinics, First Aid		ISSUED AND UNISSUED GROSS DEBT NET DEBT		Redeemed in 1972	
Animal, Insect, & Rodent Control		School 4,668,000		Cancelled, Abated or Adjusted (1972)	
Other Welfare Services		Self-liquidating 205,000		Transfers to Foreclosed Property	
RECREATION and CONSERVATION		Other 2,040,636		Balance December 31, 1972	
Beaches and Boardwalks		Total 6,913,636		PROPERTY ACQUIRED BY DEED OR	
Parks, Playgrounds, Shade Trees	475,083.00	ISSUED AND OUTSTANDING		FORECLOSURE	
Land Reclamation & Conservation	42,608.00	School 4,668,000.00		Balance January 1, 1972	
Other Recreational Services		Self-Liquidating 205,000.00		Transfers From Taxes or Liens	
EDUCATION (excluding schools)		Other 832,000.00		Sale for Cash (1972)	
Libraries	290,000.00	Total 5,705,000.00		Cancelled, Abated or Adjusted (1972)	
Other Educational Services		EQUALIZED VALUATION BASIS		Balance December 31, 1972	
STATUTORY EXPENDITURES		FOR NET DEBT COMPUTATION		CURRENT FINANCES DECEMBER 31, 1972	
Pensions & F. I. C. A.	157,000.00	REAL PROPERTY VALUATIONS		ASSETS	
Employee Fringe Benefits	44,000.00	Code Class # of Parcels % VAL'N		Cash Dec. 31, 1972	
Other Statutory Expenditures		ASSESSED VALUATION		Taxes Receivable	
MUNICIPAL FUNCTIONS TOTAL	3,156,582.04	1 Vacant Land 696 6.31		Tax Title Liens	
CAPITAL IMPROVEMENTS *MEMO*	510,170.00	2 Residential 8044 77.48		Foreclosed Property	
DEBT SERVICE		3 Farm 4 .02		Emergencies & Other Deferred Charges	
Principal Payments	117,000.00	4a Commercial 170 10.35		State Aid Receivable	
Interest Payments	35,936.50	4b Industrial 60 5.84		Other Receivables	
DEFERRED CHARGES	50,000.00	4c Apartments		Total	
SCHOOL, COUNTY, SPECIAL DISTRICT TAXES	14,242,827.35	8974 Total 294,563,500.00		LIABILITIES, RESERVES, AND SURPLUS	
RESERVE FOR UNCOLLECTED TAXES	766,089.21	Land Area 14.00 Sq. Miles		Cash Liabilities	
EMERGENCY EMPLOYMENT ACT OF 1971		Net Valuation Taxable-Municipal		Reserves for Receivables	
EXPENDITURES TOTAL	18,368,435.10	Net Valuation Taxable-County		Surplus Dec. 31,	
		State Equalization Ratio		Total	

1324

Population 1970 395
Population 1972 395
S & P Rating
Moody Rating

General Tax Rate Per \$100. 6.64
State Equalized Tax Rate 5.47

LOCH ARBOUR VILLAGE — MONMOUTH CO.
Form of Government:
Village Board of Trustees
Number of Members on Governing Body 5

PER CAPITA:
Gross Debt 883.43
Net Debt 465.37
Debt Service 48.61
Total Tax Levy 592.00
Municipal Expenditures 357.51

PER CENT:
Gross Debt 8.45
Net Debt 4.45
Tax Levy Collected 91.91
Tax Levy Cancelled, Abated or Adjusted .13

EXPENDITURES		REVENUES-REALIZED		1972 PROPERTY TAX	
GENERAL GOVERNMENT				STATE EQUALIZED TAX RATE \rightarrow 2.91	
Governing Body & Public Boards		1972 Property Taxes Collected	214,920.57	Local District School Taxes	124,952.47
Municipal Clerk		1972 Payments in Lieu of Taxes		Regional & Consolidated School Tax	
Financial Administration	** 3,751.36	Delinquent Tax & Lien Collections	5,076.28	School Taxes in Municipal Budget	
Assessment of Taxes	743.44	Business Personalty Replacement Taxes	2,511.52	County Taxes	25,070.65
Collection of Taxes	1,530.00	Taxes from Public Utilities	6,657.70	County Library Taxes	1,095.88
Planning, Housing & Development	1,202.46	Other Miscellaneous Tax Revenues		Local Municipal Purpose Taxes	78,500.00
Human Resources		State Aid Revenues	1,655.00	Veteran & Senior Citizen Taxes	1,500.00
Elections		Federal Aid Revenues		Total Taxes for Rate Computation	235,115.00
General Administration (other)	21,521.88	State and Local Fiscal Assistance Act Utilized	1,515.00	Special District Taxes	
JUDICIARY		Sale of Acquired Property		Bank Stock Taxes	
Municipal Courts	** 1,512.40	Other Miscellaneous Revenues	29,059.01	Added and Omitted Taxes	219.12
PUBLIC SAFETY		Other Revenues, Revenue Sharing Tax Effort	1,717.78	Total Taxes Levied - ABSTRACT	233,838.12
Fire Protection	3,108.08	REVENUES TOTAL	288,112.86	Total Taxes Billed	233,838.12
Police Protection	21,272.37			1972 TAXES COLLECTED	214,920.57
Civil Defense & Disaster Control	50.00			1972 Taxes Cancelled, Abated or Adjusted	297.47
Environmental Inspection & Control	144.42			Transfer to Tax Title Liens or Foreclosed	
Other Public Safety				Balance Outstanding Dec. 31, 1972	18,620.08
PUBLIC WORKS		CAPITAL OUTLAY TOTAL		PRIOR YEARS TAXES OUTSTANDING	
Streets and Drainage	** 6,657.50	Public Enterprises		Balance January 1, 1972	5,076.28
Sewers and Sewage Processing	10,500.72	Recreation—Culture		Collected in 1972	5,076.28
Garbage and Trash Disposal	15,667.01	Public Works		Cancelled, Abated or Adjusted 1972	
Public Buildings and Grounds	625.86	Buildings and Grounds		Transfers to Tax Title Liens or Foreclosed	
Other Public Works	1,200.00	Library and Education		Balance December 31, 1972	
HEALTH and WELFARE		Conservation		TAX TITLE LIENS OUTSTANDING	
Health Services Except Environmental	629.22	All Other		Balance January 1, 1972	
Welfare-Public Assistance				Transfers From Taxes	
Hospitals, Clinics, First Aid		CAPITAL DEBT AUTHORIZED, DECEMBER 31, 1972		Redeemed in 1972	
Animal, Insect, & Rodent Control	51.69	ISSUED AND UNISSUED GROSS DEBT NET DEBT		Cancelled, Abated or Adjusted (1972)	
Other Welfare Services		School 263,955 58,819		Transfers to Foreclosed Property	
RECREATION and CONSERVATION		Self-liquidating 85,000 85,000		Balance December 31, 1972	
Beaches and Boardwalks	14,723.29	Other 348,555 183,819		PROPERTY ACQUIRED BY DEED OR FORECLOSURE	
Parks, Playgrounds, Shade Trees				Balance January 1, 1972	
Land Reclamation & Conservation				Transfers From Taxes or Liens	
Other Recreational Services				Sale for Cash (1972)	
EDUCATION (excluding schools)		ISSUED AND OUTSTANDING		Cancelled, Abated or Adjusted (1972)	
Libraries		School 96,077.54		Balance December 31, 1972	
Other Educational Services		Self-Liquidating 85,000.00		CURRENT FINANCES DECEMBER 31, 1972	
STATUTORY EXPENDITURES		Other 181,077.54		ASSETS	
Pensions & F. I. C. A.	1,700.00	EQUALIZED VALUATION BASIS FOR NET DEBT COMPUTATION	4,128,413.00	Cash Dec. 31, 1972	138,644.90
Employee Fringe Benefits		REAL PROPERTY VALUATIONS		Taxes Receivable	18,620.08
Other Statutory Expenditures		Code Class # of Parcels % VAL'N ASSESSED VALUATION		Tax Title Liens	
MUNICIPAL FUNCTIONS: TOTAL	107,691.70	1 Vacant Land 8 3.74 131,000.00		Foreclosed Property	
CAPITAL IMPROVEMENTS *MEMO*	2,000.00	2 Residential 116 84.68 2,566,550.00		Emergencies & Other Deferred Charges	1,500.00
DEBT SERVICE		3 Form 270,600.00		State Aid Receivable	18,530.00
Principal Payments	15,000.00	4a Commercial 6 10.58 35,000.00		Other Receivables	
Interest Payments	4,222.50	4b Industrial 1 1.00 3,503,150.00		Total	177,694.98
DEFERRED CHARGES	2,360.00	4c Apartments 131 Total		LIABILITIES, RESERVES, AND SURPLUS	
SCHOOL, COUNTY, SPECIAL DISTRICT TAXES	155,119.00	Land Area .10 Sq. Miles		Cash Liabilities	115,237.49
RESERVE FOR UNCOLLECTED TAXES	11,762.81	Net Valuation Taxable-Municipal	3,542,388.00	Reserves for Receivables	18,620.08
EMERGENCY EMPLOYMENT ACT OF 1971		Net Valuation Taxable-County	4,343,768.00	Surplus Dec. 31,	43,837.41
EXPENDITURES TOTAL	296,336.01	State Equalization Ratio	82.44	Total	177,694.98

1971/3000

0231

Population 1970 25,163
 Population 1972 25,945
 S & P Rating BBB
 Moody Rating BAA

General Tax Rate Per \$100. 3.50
 State Equalized Tax Rate 3.02

LODI BOROUGH — BERGEN COUNTY

Form of Government:

Council-Manager (1923)

Number of Members on Governing Body 5

PER CAPITA:

Gross Debt 363.30
 Net Debt 126.30
 Debt Service 11.24
 Total Tax Levy 238.84
 Municipal Expenditures 129.42

PER CENT:

Gross Debt 5.31
 Net Debt 1.85
 Tax Levy Collected 96.81
 Tax Levy Cancelled, Abated or Adjusted .23

EXPENDITURES		REVENUES-REALIZED		1972 PROPERTY TAX	
GENERAL GOVERNMENT				STATE EQUALIZED TAX RATE →	
Governing Body & Public Boards	1,500.00	1972 Property Taxes Collected		Local District School Taxes	1.63
Municipal Clerk		1972 Payments in Lieu of Taxes		Regional & Consolidated School Tax	
Financial Administration	8,500.00	Delinquent Tax & Lien Collections		School Taxes in Municipal Budget	
Assessment of Taxes	43,133.00	Business Personalty Replacement Taxes		County Taxes	.36
Collection of Taxes	37,191.00	Taxes from Public Utilities		County Library Taxes	
Planning, Housing & Development	25,721.00	Other Miscellaneous Tax Revenues		Local Municipal Purpose Taxes	.96
Human Resources		State Aid Revenues		Veteran & Senior Citizen Taxes	.06
Elections	5,000.00	Federal Aid Revenues		Total Taxes for Rate Computation	3.01
General Administration (other)	228,128.00	State and Local Fiscal Assistance Act Utilized		Special District Taxes	
JUDICIARY		Sale of Acquired Property		Bank Stock Taxes	10,042.55
Municipal Courts	38,000.00	Other Miscellaneous Revenues		Added and Omitted Taxes	101,665.43
PUBLIC SAFETY		Other Revenues, Revenue Sharing Tax Effort		Total Taxes Levied - ABSTRACT	6,196,818.93
Fire Protection	84,200.00	Prior Years Surplus Appropriated		Total Taxes Billed	6,208,514.11
Police Protection	643,064.00	REVENUES TOTAL		1972 TAXES COLLECTED	6,010,168.45
Civil Defense & Disaster Control	1,900.00	CAPITAL OUTLAY TOTAL		1972 Taxes Cancelled, Abated or Adjusted	14,310.00
Environmental Inspection & Control	18,554.00			Transfer to Tax Title Liens or Foreclosed	1,421.00
Other Public Safety				Balance Outstanding Dec. 31, 1972	182,614.66
PUBLIC WORKS				PRIOR YEARS TAXES OUTSTANDING	
Streets and Drainage	211,193.00	Public Enterprises		Balance January 1, 1972	120,551.56
Sewers and Sewage Processing	189,470.00	Recreation—Culture		Collected in 1972	64,301.79
Garbage and Trash Disposal	188,000.00	Public Works		Cancelled, Abated or Adjusted 1972	
Public Buildings and Grounds	107,499.00	Buildings and Grounds		Transfers to Tax Title Liens or Foreclosed	600.00
Other Public Works		Library and Education		Balance December 31, 1972	55,649.77
HEALTH and WELFARE		Conservation		TAX TITLE LIENS OUTSTANDING	
Health Services Except Environmental	26,110.00	All Other		Balance January 1, 1972	1,030.08
Welfare—Public Assistance	35,279.00	CAPITAL DEBT AUTHORIZED, DECEMBER 31, 1972		Transfers From Taxes	2,085.90
Hospitals, Clinics, First Aid	28,951.00			Redeemed in 1972	
Animal, Insect, & Rodent Control		ISSUED AND UNISSUED GROSS DEBT NET DEBT		Cancelled, Abated or Adjusted (1972)	
Other Welfare Services		School 5,206,000 699,000 699,000		Transfers to Foreclosed Property	
RECREATION and CONSERVATION		Self-liquidating 699,000 699,000		Balance December 31, 1972	3,115.98
Beaches and Boardwalks		Other 3,520,835 2,577,835		PROPERTY ACQUIRED BY DEED OR FORECLOSURE	
Parks, Playgrounds, Shade Trees	18,872.00	Total 9,425,835 3,276,835		Balance January 1, 1972	18,608.26
Land Reclamation & Conservation		ISSUED AND OUTSTANDING		Transfers From Taxes or Liens	
Other Recreational Services	28,550.00	School 5,206,000.00		Sale for Cash (1972)	360.76
EDUCATION (excluding schools)		Self-Liquidating 557,000.00		Cancelled, Abated or Adjusted (1972)	
Libraries	86,000.00	Other 2,661,100.00		Balance December 31, 1972	18,247.50
Other Educational Services	6,000.00	Total 8,424,100.00		CURRENT FINANCES DECEMBER 31, 1972	
STATUTORY EXPENDITURES		EQUALIZED VALUATION BASIS FOR NET DEBT COMPUTATION		ASSETS	
Pensions & F. I. C. A.	171,650.00	REAL PROPERTY VALUATIONS		Cash Dec. 31, 1972	711,868.36
Employee Fringe Benefits	61,500.00	Code Class # of Parcels % VAL'N ASSESSED VALUATION		Taxes Receivable	238,264.43
Other Statutory Expenditures		1 Vacant Land 337 1.81 3,185,800.00		Tax Title Liens	3,115.98
MUNICIPAL FUNCTIONS		2 Residential 3991 58.08 102,226,000.00		Foreclosed Property	18,247.50
CAPITAL IMPROVEMENTS	2,258,365.00	3 Farm 25,048,800.00		Emergencies & Other Deferred Charges	33,000.00
DEBT SERVICE		4a Commercial 342 14.23 26,498,800.00		State Aid Receivable	2,728.95
Principal Payments	136,000.00	4b Industrial 142 15.06 19,044,900.00		Other Receivables	35,657.41
Interest Payments	155,588.75	4c Apartments 78 10.82 176,004,300.00		Total	1,042,882.63
DEFERRED CHARGES		Land Area 2.20 Sq. Miles		LIABILITIES, RESERVES, AND SURPLUS	
SCHOOL, COUNTY, SPECIAL DISTRICT TAXES	297,112.73	Net Valuation Taxable-Municipal		Cash Liabilities	290,588.39
RESERVE FOR UNCOLLECTED TAXES	4,105,732.00	Net Valuation Taxable-County		Reserves for Receivables	295,285.32
EMERGENCY EMPLOYMENT ACT OF 1971	191,523.55	State Equalization Ratio		Surplus Dec. 31,	457,008.92
EXPENDITURES TOTAL	7,467,576.37			Total	1,042,882.63

0809

Population 1970 1,840
 Population 1972 1,850
 S & P Rating
 Moody Rating

General Tax Rate Per \$100. 3.91
 State Equalized Tax Rate 2.78

LOGAN TOWNSHIP — GLOUCESTER COUNTY

Form of Government:

Township Committee

Number of Members on Governing Body 3

PER CAPITA:
 Gross Debt 80.68
 Net Debt 14.19
 Debt Service
 Total Tax Levy 341.99
 Municipal Expenditures 125.98

PER CENT:
 Gross Debt .67
 Net Debt .12
 Tax Levy Collected 92.54
 Tax Levy Cancelled, Abated or Adjusted .10

EXPENDITURES		REVENUES-REALIZED		1972 PROPERTY TAX	
GENERAL GOVERNMENT		1972 Property Taxes Collected		STATE EQUALIZED TAX RATE —→	
Governing Body & Public Boards	2,100.00	1972 Payments in Lieu of Taxes		Local District School Taxes	1.95
Municipal Clerk	6,000.00	Delinquent Tax & Lien Collections		Regional & Consolidated School Tax	448,884.95
Financial Administration	5,250.00	Business Personalty Replacement Taxes		School Taxes in Municipal Budget	
Assessment of Taxes	5,050.00	Taxes from Public Utilities		County Taxes	.69
Collection of Taxes	4,905.00	Other Miscellaneous Tax Revenues		County Library Taxes	
Planning, Housing & Development	4,005.00	State Aid Revenues		Local Municipal Purpose Taxes	.10
Human Resources		Federal Aid Revenues		Veteran & Senior Citizen Taxes	.04
Elections	600.00	State and Local Fiscal Assistance Act Utilized		Total Taxes for Rate Computation	2.78
General Administration (other)	18,673.00	Sale of Acquired Property		Special District Taxes	
JUDICIARY		Other Miscellaneous Revenues		Bank Stock Taxes	338.61
Municipal Courts	8,320.00	Other Revenues, Revenue Sharing Tax Effort		Added and Omitted Taxes	1,051.79
PUBLIC SAFETY		Prior Years Surplus Appropriated		Total Taxes Levied - ABSTRACT	632,690.58
Fire Protection	18,800.00	REVENUES TOTAL		Total Taxes Billed	644,899.44
Police Protection	26,800.00	CAPITAL OUTLAY TOTAL		1972 TAXES COLLECTED	556,772.47
Civil Defense & Disaster Control	50.00	Public Enterprises		1972 Taxes Cancelled, Abated or Adjusted	638.65
Environmental Inspection & Control	555.00	Recreation—Culture		Transfer to Tax Title Liens or Foreclosed	731.17
Other Public Safety		Public Works		Balance Outstanding Dec. 31, 1972	46,757.15
PUBLIC WORKS		Buildings and Grounds		PRIOR YEARS TAXES OUTSTANDING	
Streets and Drainage	21,095.00	Library and Education		Balance January 1, 1972	63,575.58
Sewers and Sewage Processing		Conservation		Collected in 1972	53,166.45
Garbage and Trash Disposal	22,300.00	All Other		Cancelled, Abated or Adjusted 1972	2,101.07
Public Buildings and Grounds	4,910.00	CAPITAL DEBT AUTHORIZED, DECEMBER 31, 1972		Transfers to Tax Title Liens or Foreclosed	
Other Public Works		ISSUED AND UNISSUED GROSS DEBT NET DEBT		Balance December 31, 1972	8,708.06
HEALTH and WELFARE		School		TAX TITLE LIENS OUTSTANDING	
Health Services Except Environmental	3,100.00	Self-liquidating		Balance January 1, 1972	7,759.22
Welfare-Public Assistance	870.00	Other		Transfers From Taxes	731.17
Hospitals, Clinics, First Aid		Total		Redeemed in 1972	4,599.61
Animal, Insect, & Rodent Control	6,100.00	ISSUED AND OUTSTANDING		Cancelled, Abated or Adjusted (1972)	
Other Welfare Services		School		Transfers to Foreclosed Property	
RECREATION and CONSERVATION		Self-Liquidating		Balance December 31, 1972	3,890.78
Beaches and Boardwalks		Other		PROPERTY ACQUIRED BY DEED OR	
Parks, Playgrounds, Shade Trees	1,550.00	Total		FORECLOSURE	
Land Reclamation & Conservation		EQUALIZED VALUATION BASIS		Balance January 1, 1972	165.00
Other Recreational Services	200.00	FOR NET DEBT COMPUTATION		Transfers From Taxes or Liens	
EDUCATION (excluding schools)		REAL PROPERTY VALUATIONS		Sale for Cash (1972)	
Libraries		Code Class # of Parcels % VAL'N		Cancelled, Abated or Adjusted (1972)	
Other Educational Services		1 Vacant Land 522 22.54		Balance December 31, 1972	165.00
STATUTORY EXPENDITURES		2 Residential 392 18.50		CURRENT FINANCES DECEMBER 31, 1972	
Pensions & F. I. C. A.	1,800.00	3 Farm 280 16.60		ASSETS	
Employee Fringe Benefits		4a Commercial 41 8.74		Cash Dec. 31, 1972	262,547.97
Other Statutory Expenditures		4b Industrial 4 33.62		Taxes Receivable	55,465.21
MUNICIPAL FUNCTIONS TOTAL	162,033.00	4c Apartments 1239 Total		Tax Title Liens	3,890.78
CAPITAL IMPROVEMENTS **MEMO**	1,000.00	Land Area 23.42 Sq. Miles		Foreclosed Property	165.00
DEBT SERVICE		Net Valuation Taxable-Municipal		Emergencies & Other Deferred Charges	10,500.00
Principal Payments		Net Valuation Taxable-County		State Aid Receivable	1,745.48
Interest Payments		State Equalization Ratio		Other Receivables	2,367.95
DEFERRED CHARGES	7,000.00			Total	336,682.39
SCHOOL, COUNTY, SPECIAL DISTRICT TAXES	608,646.20			LIABILITIES, RESERVES, AND SURPLUS	
RESERVE FOR UNCOLLECTED TAXES	63,037.76			Cash Liabilities	192,660.90
EMERGENCY EMPLOYMENT ACT OF 1971				Reserves for Receivables	61,888.94
EXPENDITURES TOTAL	841,716.96			Surplus Dec. 31,	82,132.55
				Total	336,682.39

1517

Population 1970 2,910
 Population 1972 3,485
 S & P Rating
 Moody Rating BA

General Tax Rate Per \$100. 2.04
 State Equalized Tax Rate 1.63

LONG BEACH TOWNSHIP — OCEAN COUNTY
 Form of Government:
 Commission (1911)
 Number of Members on Governing Body 3

PER CAPITA: 947.30
 Gross Debt 280.63
 Net Debt 37.02
 Debt Service 975.54
 Total Tax Levy 499.37
 Municipal Expenditures

PER CENT: 1.90
 Gross Debt .56
 Net Debt 54.00
 Tax Levy Collected
 Tax Levy Cancelled, Abated or Adjusted

EXPENDITURES		REVENUES-REALIZED		1972 PROPERTY TAX	
GENERAL GOVERNMENT				STATE EQUALIZED TAX RATE	
Governing Body & Public Boards				Local District School Taxes	.27
Municipal Clerk	27,800.00	1972 Property Taxes Collected		Regional & Consolidated School Tax	.45
Financial Administration		1972 Payments in Lieu of Taxes		School Taxes in Municipal Budget	
Assessment of Taxes	28,500.00	Delinquent Tax & Lien Collections		County Taxes	.43
Collection of Taxes	52,400.00	Business Personalty Replacement Taxes		County Library Taxes	.02
Planning, Housing & Development	11,350.00	Taxes from Public Utilities		Local Municipal Purpose Taxes	.46
Human Resources		Other Miscellaneous Tax Revenues		Veteran & Senior Citizen Taxes	.02
Elections	2,000.00	State Aid Revenues		Total Taxes for Rate Computation	1.65
General Administration (other)	86,750.00	Federal Aid Revenues		Special District Taxes	
JUDICIARY		State and Local Fiscal Assistance Act Utilized		Bank Stock Taxes	384.55
Municipal Courts	21,750.00	Sale of Acquired Property		Added and Omitted Taxes	65,885.70
PUBLIC SAFETY		Other Miscellaneous Revenues		Total Taxes Levied - ABSTRACT	3,401,141.56
Fire Protection	41,200.00	Other Revenues, Revenue Sharing Tax Effort		Total Taxes Billed	3,401,141.56
Police Protection	402,166.00	Prior Years Surplus Appropriated		1972 TAXES COLLECTED	3,157,175.78
Civil Defense & Disaster Control	2,000.00	REVENUES TOTAL		1972 Taxes Cancelled, Abated or Adjusted	
Environmental Inspection & Control	20,200.00	CAPITAL OUTLAY TOTAL		Transfer to Tax Title Liens or Foreclosed	
Other Public Safety				Balance Outstanding Dec. 31, 1972	203,965.78
PUBLIC WORKS				PRIOR YEARS TAXES OUTSTANDING	
Streets and Drainage	268,800.00	Public Enterprises		Balance January 1, 1972	174,540.77
Sewers and Sewage Processing		Recreation—Culture		Collected in 1972	171,642.71
Garbage and Trash Disposal	136,750.00	Public Works		Cancelled, Abated or Adjusted 1972	
Public Buildings and Grounds	26,600.00	Buildings and Grounds		Transfers to Tax Title Liens or Foreclosed	
Other Public Works	4,000.00	Library and Education		Balance December 31, 1972	3,298.06
HEALTH and WELFARE		Conservation		TAX TITLE LIENS OUTSTANDING	
Health Services Except Environmental	8,100.00	All Other		Balance January 1, 1972	3,103.31
Welfare-Public Assistance	1,550.00	CAPITAL DEBT AUTHORIZED, DECEMBER 31, 1972		Transfers From Taxes	
Hospitals, Clinics, First Aid	14,400.00	ISSUED AND UNISSUED GROSS DEBT NET DEBT		Redeemed in 1972	203.41
Animal, Insect, & Rodent Control	12,800.00	School 2,192,353		Cancelled, Abated or Adjusted (1972)	
Other Welfare Services		Self-liquidating 131,000		Transfers to Foreclosed Property	
RECREATION and CONSERVATION		Other 978,000		Balance December 31, 1972	2,899.90
Beaches and Boardwalks	105,500.00	Total 3,301,353		PROPERTY ACQUIRED BY DEED OR FORECLOSURE	
Parks, Playgrounds, Shade Trees		ISSUED AND OUTSTANDING		Balance January 1, 1972	5,400.00
Land Reclamation & Conservation		School 2,192,353.04		Transfers From Taxes or Liens	
Other Recreational Services		Self-Liquidating 131,000.00		Sale for Cash (1972)	
EDUCATION (excluding schools)		Other 565,000.00		Cancelled, Abated or Adjusted (1972)	
Libraries	500.00	Total 3,288,353.04		Balance December 31, 1972	5,400.00
Other Educational Services	1,200.00	EQUALIZED VALUATION BASIS		CURRENT FINANCES DECEMBER 31, 1972	
STATUTORY EXPENDITURES		FOR NET DEBT COMPUTATION		ASSETS	
Pensions & F. I. C. A.	61,550.00	REAL PROPERTY VALUATIONS		Cash Dec. 31, 1972	1,468,640.77
Employee Fringe Benefits	21,000.00	Code Class # of Parcels % VAL'N ASSESSED VALUATION		Taxes Receivable	207,263.84
Other Statutory Expenditures		1 Vacant Land 910 9.63 15,847,280.00		Tax Title Liens	2,899.90
MUNICIPAL FUNCTIONS	1,359,666.00	2 Residential 5345 83.86 137,562,595.00		Foreclosed Property	5,400.00
CAPITAL IMPROVEMENTS	65,000.00	3 Farm		Emergencies & Other Deferred Charges	41,825.00
DEBT SERVICE		4a Commercial 143 5.55 9,136,180.00		State Aid Receivable	30,610.93
Principal Payments	52,000.00	4b Industrial		Other Receivables	18,719.81
Interest Payments	37,000.00	4c Apartments 38 .96 1,572,470.00		Total	1,775,360.25
DEFERRED CHARGES	31,300.00	6436 Total 164,518,525.00		LIABILITIES, RESERVES, AND SURPLUS	
SCHOOL, COUNTY, SPECIAL DISTRICT TAXES	2,378,751.86	Land Area 4.30 Sq. Miles		Cash Liabilities	1,081,755.80
RESERVE FOR UNCOLLECTED TAXES	217,700.00	Net Valuation Taxable-Municipal		Reserves for Receivables	234,283.55
EMERGENCY EMPLOYMENT ACT OF 1971	2,650.00	Net Valuation Taxable-County		Surplus Dec. 31,	459,320.90
EXPENDITURES TOTAL	4,119,067.86	State Equalization Ratio		Total	1,775,360.25

1325

Population 1970 31,774
 Population 1972 33,040
 S & P Rating BBB
 Moody Rating BAA

General Tax Rate Per \$100. 5.84
 State Equalized Tax Rate 4.10

LONG BRANCH CITY — MONMOUTH COUNTY

Form of Government:

Mayor-Council Plan A (OMCL50)

Number of Members on Governing Body 5

PER CAPITA:

Gross Debt 341.98
 Net Debt 121.22
 Debt Service 30.54
 Total Tax Levy 248.13
 Municipal Expenditures 175.49

PER CENT:

Gross Debt 6.42
 Net Debt 2.28
 Tax Levy Collected 93.71
 Tax Levy Cancelled, Abated or Adjusted .35

EXPENDITURES		REVENUES-REALIZED		1972 PROPERTY TAX	
GENERAL GOVERNMENT		1972 Property Taxes Collected		STATE EQUALIZED TAX RATE	
Governing Body & Public Boards	16,231.00	1972 Payments in Lieu of Taxes		Local District School Taxes	2.37
Municipal Clerk	53,324.79	Delinquent Tax & Lien Collections		Regional & Consolidated School Tax	
Financial Administration	40,475.00	Business Personalty Replacement Taxes		School Taxes in Municipal Budget	.16
Assessment of Taxes	97,650.00	Taxes from Public Utilities		County Taxes	.62
Collection of Taxes	24,746.15	Other Miscellaneous Tax Revenues		County Library Taxes	
Planning, Housing & Development	166,850.83	State Aid Revenues		Local Municipal Purpose Taxes	.85
Human Resources	30,250.00	Federal Aid Revenues		Veteran & Senior Citizen Taxes	.06
Elections		State and Local Fiscal Assistance Act Utilized		Total Taxes for Rate Computation	4.10
General Administration (other)	275,722.40	Sale of Acquired Property		Special District Taxes	
JUDICIARY		Other Miscellaneous Revenues		Bank Stock Taxes	22,042.65
Municipal Courts	33,038.42	Other Revenues, Revenue Sharing Tax Effort		Added and Omitted Taxes	131,376.63
PUBLIC SAFETY		Prior Years Surplus Appropriated		Total Taxes Levied - ABSTRACT	8,158,192.06
Fire Protection	**291,883.26	REVENUES TOTAL		Total Taxes Billed	8,158,192.06
Police Protection	**567,274.01	CAPITAL OUTLAY TOTAL		1972 TAXES COLLECTED	7,682,286.37
Civil Defense & Disaster Control	10,427.50	Public Enterprises		1972 Taxes Cancelled, Abated or Adjusted	28,837.03
Environmental Inspection & Control	** 52,448.50	Recreation—Culture		Transfer to Tax Title Liens or Foreclosed	48,715.89
Other Public Safety	107.00	Public Works		Balance Outstanding Dec. 31, 1972	438,352.77
PUBLIC WORKS		Buildings and Grounds		PRIOR YEARS TAXES OUTSTANDING	
Streets and Drainage	**418,674.64	Library and Education		Balance January 1, 1972	525,445.42
Sewers and Sewage Processing		Conservation		Collected in 1972	473,554.78
Garbage and Trash Disposal	197,050.64	All Other		Cancelled, Abated or Adjusted 1972	4,872.27
Public Buildings and Grounds	101,400.67	CAPITAL DEBT AUTHORIZED, DECEMBER 31, 1972		Transfers to Tax Title Liens or Foreclosed	27,571.70
Other Public Works	7,150.00	ISSUED AND UNISSUED GROSS DEBT NET DEBT		Balance December 31, 1972	23,046.67
HEALTH and WELFARE		School		TAX TITLE LIENS OUTSTANDING	
Health Services Except Environmental	117,762.00	Self-liquidating		Balance January 1, 1972	177,549.09
Welfare-Public Assistance	5,000.00	Other		Transfers From Taxes	75,711.04
Hospitals, Clinics, First Aid		Total		Redeemed in 1972	156,457.48
Animal, Insect, & Rodent Control	4,666.66	ISSUED AND OUTSTANDING		Cancelled, Abated or Adjusted (1972)	1,358.63
Other Welfare Services		School		Transfers to Foreclosed Property	8,575.44
RECREATION and CONSERVATION		Self-liquidating		Balance December 31, 1972	90,864.58
Beaches and Boardwalks		Other		PROPERTY ACQUIRED BY DEED OR FORECLOSURE	
Parks, Playgrounds, Shade Trees	**135,078.78	Total		Balance January 1, 1972	229,120.00
Land Reclamation & Conservation	68,810.83	EQUALIZED VALUATION BASIS		Transfers From Taxes or Liens	8,575.44
Other Recreational Services	**103,050.00	FOR NET DEBT COMPUTATION		Sale for Cash (1972)	63,832.00
EDUCATION (excluding schools)		REAL PROPERTY VALUATIONS		Cancelled, Abated or Adjusted (1972)	
Libraries	125,000.00	Code Class # of Parcels % VAL'N ASSESSED VALUATION		Balance December 31, 1972	173,867.44
Other Educational Services	17,500.00	1 Vacant Land 793 1.95 2,664,525.00		CURRENT FINANCES DECEMBER 31, 1972	
STATUTORY EXPENDITURES		2 Residential 5506 59.05 80,762,745.00		ASSETS	
Pensions & F. I. C. A.	256,700.00	3 Farm 4a Commercial 554 16.67 22,804,700.00		Cash Dec. 31, 1972	1,844,073.07
Employee Fringe Benefits	72,321.55	4b Industrial 9 .65 887,400.00		Taxes Receivable	461,399.44
Other Statutory Expenditures		4c Apartments 223 21.69 29,662,205.00		Tax Title Liens	50,864.58
MUNICIPAL FUNCTIONS TOTAL	3,814,635.03	Total 7085 136,781,575.00		Foreclosed Property	173,867.44
CAPITAL IMPROVEMENTS *MEMO*	97,132.00	Land Area 5.10 Sq. Miles		Emergencies & Other Deferred Charges	126,566.00
DEBT SERVICE		Net Valuation Taxable-Municipal		State Aid Receivable	55,015.97
Principal Payments	632,000.00	Net Valuation Taxable-County		Other Receivables	58,678.80
Interest Payments	377,115.50	State Equalization Ratio		Total	2,814,465.30
TYPE I SCHL DEBT *MEMO*	605,652.75			LIABILITIES, RESERVES, AND SURPLUS	
DEFERRED CHARGES	8,149.54			Cash Liabilities	1,206,676.65
SCHOOL, COUNTY, SPECIAL DISTRICT TAXES	6,265,711.93			Reserves for Receivables	784,810.26
RESERVE FOR UNCOLLECTED TAXES	669,538.45			Surplus Dec. 31,	822,578.35
EMERGENCY EMPLOYMENT ACT OF 1971	256,604.43			Total	2,814,465.30
EXPENDITURES TOTAL	12,067,758.88				

1971/3000

* ABOVE DEBT SERVICE INCLUDES TYPE I SCHOOL DEBT

-346-

**REVENUE SHARING INCLUDED

0115

Population 1970 1,225
 Population 1972 1,225
 S & P Rating
 Moody Rating

General Tax Rate Per \$100. 2.67
 State Equalized Tax Rate 2.02

LONGPORT BOROUGH — ATLANTIC COUNTY

Form of Government:

Commission (1911)

Number of Members on Governing Body 3

PER CAPITA:

Gross Debt 681.63
 Net Debt 605.71
 Debt Service 69.04
 Total Tax Levy 635.36
 Municipal Expenditures 505.18

PER CENT:

Gross Debt 2.42
 Net Debt 2.15
 Tax Levy Collected 95.46
 Tax Levy Cancelled, Abated or Adjusted

EXPENDITURES		REVENUES-REALIZED		1972 PROPERTY TAX	
GENERAL GOVERNMENT				STATE EQUALIZED TAX RATE .25	
Governing Body & Public Boards	9,550.00	1972 Property Taxes Collected	743,002.60	Local District School Taxes	96,070.00
Municipal Clerk	5,400.00	1972 Payments in Lieu of Taxes		Regional & Consolidated School Tax	
Financial Administration	8,400.00	Delinquent Tax & Lien Collections	27,665.01	School Taxes in Municipal Budget	
Assessment of Taxes	4,067.50	Business Personalty Replacement Taxes	3,072.19	County Taxes	250,068.94
Collection of Taxes	500.00	Taxes from Public Utilities	37,059.52	County Library Taxes	4,917.59
Planning, Housing & Development	1,465.00	Other Miscellaneous Tax Revenues		Local Municipal Purpose Taxes	424,024.46
Human Resources	1,000.00	State Aid Revenues	9,613.56	Veteran & Senior Citizen Taxes	13,050.00
Elections	42,100.00	Federal Aid Revenues	5,190.42	Total Taxes for Rate Computation	788,130.99
General Administration (other)		State and Local Fiscal Assistance Act Utilized		Special District Taxes	
JUDICIARY		Sale of Acquired Property		Bank Stock Taxes	
Municipal Courts	6,130.00	Other Miscellaneous Revenues	10,199.44	Added and Omitted Taxes	3,238.29
PUBLIC SAFETY		Other Revenues, Revenue Sharing Tax Effort	9,532.66	Total Taxes Levied - ABSTRACT	778,319.28
Fire Protection	10,294.55	Total	845,335.40	Total Taxes Billed	778,319.28
Police Protection	121,777.59	Prior Years Surplus Appropriated	103,000.00	1972 TAXES COLLECTED	743,002.60
Civil Defense & Disaster Control		REVENUES TOTAL	548,335.40	1972 Taxes Cancelled, Abated or Adjusted	
Environmental Inspection & Control	2,680.00	CAPITAL OUTLAY TOTAL	1,485.00	Transfer to Tax Title Liens or Foreclosed	
Other Public Safety				Balance Outstanding Dec. 31, 1972	35,316.68
PUBLIC WORKS				PRIOR YEARS TAXES OUTSTANDING	
Streets and Drainage	51,787.77	Public Enterprises		Balance January 1, 1972	30,386.07
Sewers and Sewage Processing	60,912.00	Recreation—Culture		Collected in 1972	27,665.01
Garbage and Trash Disposal	13,500.00	Public Works	1,485.00	Cancelled, Abated or Adjusted 1972	
Public Buildings and Grounds	4,750.00	Buildings and Grounds		Transfers to Tax Title Liens or Foreclosed	
Other Public Works		Library and Education		Balance December 31, 1972	2,721.06
HEALTH and WELFARE		Conservation		TAX TITLE LIENS OUTSTANDING	
Health Services Except Environmental		All Other		Balance January 1, 1972	1,321.04
Welfare-Public Assistance	550.00			Transfers From Taxes	
Hospitals, Clinics, First Aid	200.00	CAPITAL DEBT AUTHORIZED, DECEMBER 31, 1972		Redeemed in 1972	
Animal, Insect, & Rodent Control	1,558.00	ISSUED AND UNISSUED		Cancelled, Abated or Adjusted (1972)	
Other Welfare Services		School		Transfers to Foreclosed Property	
RECREATION and CONSERVATION		Self-Liquidating		Balance December 31, 1972	1,321.04
Beaches and Boardwalks	33,002.50	Other	835,000	PROPERTY ACQUIRED BY DEED OR	
Parks, Playgrounds, Shade Trees	30,126.00	Total	835,000	FORECLOSURE	
Land Reclamation & Conservation				Balance January 1, 1972	17,695.00
Other Recreational Services		ISSUED AND OUTSTANDING		Transfers From Taxes or Liens	
EDUCATION (excluding schools)		School		Sale for Cash (1972)	
Libraries	500.00	Self-Liquidating		Cancelled, Abated or Adjusted (1972)	
Other Educational Services		Other	645,000.00	Balance December 31, 1972	17,695.00
Other Educational Services		Total	645,000.00	CURRENT FINANCES DECEMBER 31, 1972	
STATUTORY EXPENDITURES		EQUALIZED VALUATION BASIS		ASSETS	
Pensions & F. I. C. A.	35,284.00	FOR NET DEBT COMPUTATION	34,472,556.00	Cash Dec. 31, 1972	144,634.81
Employee Fringe Benefits	16,300.00	REAL PROPERTY VALUATIONS		Taxes Receivable	38,037.74
Other Statutory Expenditures		Code Class # of Parcels % VAL'N		Tax Title Liens	1,321.04
MUNICIPAL FUNCTIONS		1 Vacant Land 156 7.88	2,320,650.00	Foreclosed Property	17,695.00
CAPITAL IMPROVEMENTS	14,444.44	2 Residential 541 78.49	23,111,330.00	Emergencies & Other Deferred Charges	6,200.00
DEBT SERVICE		3 Farm		State Aid Receivable	15,969.20
Principal Payments	40,000.00	4a Commercial 14 4.15	1,220,910.00	Other Receivables	4,143.90
Interest Payments	44,573.00	4b Industrial		Total	228,001.69
DEFERRED CHARGES		4c Apartments 15 9.48	2,792,190.00	LIABILITIES, RESERVES, AND SURPLUS	
SCHOOL, COUNTY, SPECIAL DISTRICT TAXES	21,088.95	1126 Total	29,445,080.00	Cash Liabilities	63,817.08
RESERVE FOR UNCOLLECTED TAXES	351,056.53	Land Area .30 Sq. Miles		Reserves for Receivables	61,197.68
EMERGENCY EMPLOYMENT ACT OF 1971	35,159.56	Net Valuation Taxable-Municipal	29,614,667.00	Surplus Dec. 31,	102,986.93
EXPENDITURES	565,897.95	Net Valuation Taxable-County	29,734,028.00	Total	228,001.69
		State Equalization Ratio	75.80		

2115

Population 1970 3,144
 Population 1972 3,330
 S & P Rating
 Moody Rating

General Tax Rate Per \$100. 2.76
 State Equalized Tax Rate 2.79

LOPATCONG TOWNSHIP — WARREN COUNTY

Form of Government:

Township Committee

Number of Members on Governing Body 3

PER CAPITA:

Gross Debt 161.56
 Net Debt 6.91
 Debt Service
 Total Tax Levy 306.84
 Municipal Expenditures 133.27

PER CENT:

Gross Debt 1.57
 Net Debt .07
 Tax Levy Collected 87.65
 Tax Levy Cancelled, Abated or Adjusted 6.14

EXPENDITURES		REVENUES-REALIZED		1972 PROPERTY TAX	
GENERAL GOVERNMENT				STATE EQUALIZED TAX RATE	
Governing Body & Public Boards		1972 Property Taxes Collected	897,886.01	Local District School Taxes 1.64	608,020.00
Municipal Clerk		1972 Payments in Lieu of Taxes		Regional & Consolidated School Tax	
Financial Administration	2,450.00	Delinquent Tax & Lien Collections	25,682.20	School Taxes in Municipal Budget	
Assessment of Taxes	9,250.00	Business Personalty Replacement Taxes	50,116.72	County Taxes .82	305,169.24
Collection of Taxes	3,650.00	Taxes from Public Utilities	144,316.24	County Library Taxes .03	9,980.18
Planning, Housing & Development	5,000.00	Other Miscellaneous Tax Revenues		Local Municipal Purpose Taxes .23	86,594.99
Human Resources		State Aid Revenues	14,776.21	Veteran & Senior Citizen Taxes .07	26,830.00
Elections	1,000.00	Federal Aid Revenues		Total Taxes for Rate Computation 2.79	1,036,594.41
General Administration (other)	42,206.00	State and Local Fiscal Assistance Act Utilized		Special District Taxes	
JUDICIARY		Sale of Acquired Property	3,100.00	Bank Stock Taxes	2,113.22
Municipal Courts	2,800.00	Other Miscellaneous Revenues	28,636.29	Added and Omitted Taxes	9,911.85
PUBLIC SAFETY		Other Revenues, Revenue Sharing Tax Effort	11,718.48	Total Taxes Levied - ABSTRACT	1,021,789.48
Fire Protection	11,745.00	Total	1,180,232.15	Total Taxes Billed	1,024,457.66
Police Protection	70,562.00	Prior Years Surplus Appropriated	135,000.00	1972 TAXES COLLECTED	897,886.01
Civil Defense & Disaster Control	3,250.00	REVENUES TOTAL	1,315,232.15	1972 Taxes Cancelled, Abated or Adjusted	62,864.57
Environmental Protection & Control	1,600.00	CAPITAL OUTLAY TOTAL	4,247.36	Transfer to Tax Title Liens or Foreclosed	397.44
Other Public Safety				Balance Outstanding Dec. 31, 1972	63,309.64
PUBLIC WORKS				PRIOR YEARS TAXES OUTSTANDING	
Streets and Drainage	135,246.22	Public Enterprises		Balance January 1, 1972	36,368.05
Sewers and Sewage Processing		Recreation—Culture		Collected in 1972	25,682.20
Garbage and Trash Disposal		Public Works	4,247.36	Cancelled, Abated or Adjusted 1972	50.63
Public Buildings and Grounds	9,400.00	Buildings and Grounds		Transfers to Tax Title Liens or Foreclosed	443.51
Other Public Works		Library and Education		Balance December 31, 1972	6,191.75
HEALTH and WELFARE		Conservation		TAX TITLE LIENS OUTSTANDING	
Health Services Except Environmental	300.00	All Other		Balance January 1, 1972	595.55
Welfare-Public Assistance	660.00	CAPITAL DEBT AUTHORIZED, DECEMBER 31, 1972		Transfers From Taxes	582.31
Hospitals, Clinics, First Aid		ISSUED AND UNISSUED		Redeemed in 1972	
Animal, Insect, & Rodent Control		School 60,000		Cancelled, Abated or Adjusted (1972)	
Other Welfare Services		Self-liquidating 455,000		Transfers to Foreclosed Property	711.93
RECREATION and CONSERVATION		Other 23,000	23,000	Balance December 31, 1972	865.93
Beaches and Boardwalks		Total 538,000	23,000	PROPERTY ACQUIRED BY DEED OR	
Parks, Playgrounds, Shade Trees	9,075.00			FORECLOSURE	
Land Reclamation & Conservation		ISSUED AND OUTSTANDING		Balance January 1, 1972	6,893.07
Other Recreational Services		School 60,000.00		Transfers From Taxes or Liens	711.93
EDUCATION (excluding schools)		Self-Liquidating 455,000.00		Sale for Cash (1972)	3,100.00
Libraries		Other		Cancelled, Abated or Adjusted (1972)	
Other Educational Services		Total 515,000.00		Balance December 31, 1972	4,505.00
STATUTORY EXPENDITURES		EQUALIZED VALUATION BASIS		CURRENT FINANCES DECEMBER 31, 1972	
Pensions & F. I. C. A.	8,000.00	FOR NET DEBT COMPUTATION	34,240,297.67	ASSETS	
Employee Fringe Benefits	4,200.00	REAL PROPERTY VALUATIONS		Cash Dec. 31, 1972	466,555.59
Other Statutory Expenditures		Code Class # of Parcels % VAL'N		Taxes Receivable	65,501.39
MUNICIPAL FUNCTIONS		1 Vacant Land 292 4.62	1,711,857.00	Tax Title Liens	865.93
CAPITAL IMPROVEMENTS	81,564.00	2 Residential 1025 61.72	22,883,444.00	Foreclosed Property	4,505.00
DEBT SERVICE		3 Farm 92 6.01	2,226,422.00	Emergencies & Other Deferred Charges	18,650.00
Principal Payments		4a Commercial 50 20.23	7,499,182.00	State Aid Receivable	32,281.73
Interest Payments		4b Industrial 12 7.43	2,756,443.00	Other Receivables	15,819.35
DEFERRED CHARGES	20,500.00	4c Apartments		Total	612,578.95
SCHOOL, COUNTY, SPECIAL DISTRICT TAXES	923,169.42	1471 Total	37,077,348.00	LIABILITIES, RESERVES, AND SURPLUS	
RESERVE FOR UNCOLLECTED TAXES	102,885.32	Land Area 6.90 Sq. Miles		Cash Liabilities	384,006.94
EMERGENCY EMPLOYMENT ACT OF 1971		Net Valuation Taxable-Municipal	37,607,364.00	Reserves for Receivables	54,691.67
EXPENDITURES TOTAL	1,366,548.96	Net Valuation Taxable-County	36,834,036.00	Surplus Dec. 31,	133,880.38
		State Equalization Ratio	101.37	Total	612,578.95

Population 1970	10,154
Population 1972	10,610
S & P Rating	
Moody Rating	

General Tax Rate Per \$100. 3.68
State Equalized Tax Rate 2.80

Number of Members on Governing Body 3

PER CAPITA:		PER CENT:	
Gross Debt	328.49	Gross Debt	3.82
Net Debt	10.84	Net Debt	.13
Debt Service	3.88	Tax Levy Collected	90.57
Total Tax Levy	283.93	Tax Levy Cancelled, Abated	
Municipal Expenditures	107.88	or Adjusted	.55

1971/3000

1704

Population 1970 1,400
 Population 1972 1,415
 S & P Rating
 Moody Rating

General Tax Rate Per \$100. 1.45
 State Equalized Tax Rate 1.27

LOWER ALLOWAYS CREEK — SALEM COUNTY

Form of Government:

Township Committee

Number of Members on Governing Body 3

PER CAPITA:

Gross Debt 67.14
 Net Debt
 Debt Service
 Total Tax Levy 63.67
 Municipal Expenditures 798.82

PER CENT:

Gross Debt 1.27
 Net Debt
 Tax Levy Collected 91.47
 Tax Levy Cancelled, Abated or Adjusted .05

EXPENDITURES		REVENUES-REALIZED		1972 PROPERTY TAX	
GENERAL GOVERNMENT				STATE EQUALIZED TAX RATE →	
Governing Body & Public Boards		1972 Property Taxes Collected		Local District School Taxes	
Municipal Clerk		1972 Payments in Lieu of Taxes		Regional & Consolidated School Tax	
Financial Administration	3,300.00	Delinquent Tax & Lien Collections		School Taxes in Municipal Budget	
Assessment of Taxes	3,150.00	Business Personalty Replacement Taxes		County Taxes	1.16 89,130.47
Collection of Taxes	8,500.00	Taxes from Public Utilities		County Library Taxes	
Planning, Housing & Development	364.93	Other Miscellaneous Tax Revenues		Local Municipal Purpose Taxes	
Human Resources		State Aid Revenues		Veteran & Senior Citizen Taxes	.12 9,010.00
Elections		Federal Aid Revenues		Total Taxes for Rate Computation	1.28 98,140.47
General Administration (other)	23,700.00	State and Local Fiscal Assistance Act Utilized		Special District Taxes	
JUDICIARY		Sale of Acquired Property		Bank Stock Taxes	239.43
Municipal Courts	2,100.00	Other Miscellaneous Revenues		Added and Omitted Taxes	729.73
PUBLIC SAFETY		Other Revenues, Revenue Sharing Tax Effort		Total Taxes Levied - ABSTRACT	90,099.63
Fire Protection	7,500.00	Prior Years Surplus Appropriated		Total Taxes Billed	91,541.95
Police Protection	32,350.00	REVENUES TOTAL		1972 TAXES COLLECTED	84,101.45
Civil Defense & Disaster Control	300.00	CAPITAL OUTLAY TOTAL		1972 Taxes Cancelled, Abated or Adjusted	46.40
Environmental Inspection & Control				Transfer to Tax Title Liens or Foreclosed	311.75
Other Public Safety				Balance Outstanding Dec. 31, 1972	7,482.35
PUBLIC WORKS				PRIOR YEARS TAXES OUTSTANDING	
Streets and Drainage	140,500.03			Balance January 1, 1972	8,525.15
Sewers and Sewage Processing				Collected in 1972	8,497.17
Garbage and Trash Disposal	24,200.00			Cancelled, Abated or Adjusted 1972	
Public Buildings and Grounds	40,000.00			Transfers to Tax Title Liens or Foreclosed	
Other Public Works				Balance December 31, 1972	28.02
HEALTH and WELFARE				TAX TITLE LIENS OUTSTANDING	
Health Services Except Environmental	350.00			Balance January 1, 1972	6,292.15
Welfare-Public Assistance	800.00			Transfers From Taxes	311.75
Hospitals, Clinics, First Aid	1,000.00			Redeemed in 1972	
Animal, Insect, & Rodent Control	515.07			Cancelled, Abated or Adjusted (1972)	
Other Welfare Services				Transfers to Foreclosed Property	
RECREATION and CONSERVATION				Balance December 31, 1972	6,603.90
Beaches and Boardwalks				PROPERTY ACQUIRED BY DEED OR FORECLOSURE	
Parks, Playgrounds, Shade Trees				Balance January 1, 1972	
Land Reclamation & Conservation				Transfers From Taxes or Liens	
Other Recreational Services				Sale for Cash (1972)	
EDUCATION (excluding schools)				Cancelled, Abated or Adjusted (1972)	
Libraries				Balance December 31, 1972	
Other Educational Services	820,000.00			CURRENT FINANCES DECEMBER 31, 1972	
STATUTORY EXPENDITURES				ASSETS	
Pensions & F. I. C. A.	3,000.00			Cash Dec. 31, 1972	1,177,189.02
Employee Fringe Benefits	2,500.00			Taxes Receivable	7,510.37
Other Statutory Expenditures				Tax Title Liens	6,603.90
MUNICIPAL FUNCTIONS				Foreclosed Property	
CAPITAL IMPROVEMENTS	236,500.00			Emergencies & Other Deferred Charges	
DEBT SERVICE				State Aid Receivable	51,129.63
Principal Payments				Other Receivables	
Interest Payments				Total	1,242,432.92
DEFERRED CHARGES				LIABILITIES, RESERVES, AND SURPLUS	
SCHOOL, COUNTY, SPECIAL DISTRICT TAXES	89,130.47			Cash Liabilities	190,669.51
RESERVE FOR UNCOLLECTED TAXES	15,800.00			Reserves for Receivables	14,114.27
EMERGENCY EMPLOYMENT ACT OF 1971				Surplus Dec. 31,	1,037,649.14
EXPENDITURES TOTAL	1,219,460.50			Total	1,242,432.92

0317

Population 1970 3,945
 Population 1972 4,345
 S & P Rating
 Moody Rating

General Tax Rate Per \$100. 5.29
 State Equalized Tax Rate 4.00

LUMBERTON TOWNSHIP — BURLINGTON CO.

Form of Government:

Township Committee

Number of Members on Governing Body 3

PER CAPITA:

Gross Debt 142.11
 Net Debt 1.84
 Debt Service 12.22
 Total Tax Levy 314.13
 Municipal Expenditures 141.86

PER CENT:

Gross Debt 2.23
 Net Debt .02
 Tax Levy Collected 93.18
 Tax Levy Cancelled, Abated or Adjusted

EXPENDITURES		REVENUES-REALIZED		1972 PROPERTY TAX	
GENERAL GOVERNMENT				STATE EQUALIZED TAX RATE 1.46	
Governing Body & Public Boards		1972 Property Taxes Collected 1,276,349.51		Local District School Taxes	487,578.00
Municipal Clerk				Regional & Consolidated School Tax	418,554.85
Financial Administration	7,100.00	1972 Payments in Lieu of Taxes		School Taxes in Municipal Budget	
Assessment of Taxes	5,000.00	Delinquent Tax & Lien Collections 121,770.48		County Taxes	211,055.59
Collection of Taxes	4,600.00	Business Personalty Replacement Taxes 54,756.40		County Library Taxes	8,536.42
Planning, Housing & Development	6,650.00	Taxes from Public Utilities 147,840.48		Local Municipal Purpose Taxes	186,232.03
Human Resources		Other Miscellaneous Tax Revenues		Veteran & Senior Citizen Taxes	19,500.00
Elections		State Aid Revenues 18,656.59		Total Taxes for Rate Computation	1,331,456.89
General Administration (other)	63,843.58	Federal Aid Revenues 5,099.96		Special District Taxes	
JUDICIARY		State and Local Fiscal Assistance Act Utilized		Bank Stock Taxes	538.53
Municipal Courts	9,050.00	Sale of Acquired Property		Added and Omitted Taxes	52,395.79
PUBLIC SAFETY		Other Miscellaneous Revenues 29,074.52		Total Taxes Levied - ABSTRACT	1,364,895.21
Fire Protection	17,500.00	Other Revenues, Revenue Sharing Tax Effort 18,574.23		Total Taxes Billed	1,269,695.21
Police Protection	88,000.00	Total 1,672,122.17		1972 TAXES COLLECTED	1,276,349.51
Civil Defense & Disaster Control	1,000.00	Prior Years Surplus Appropriated 192,000.00		1972 Taxes Cancelled, Abated or Adjusted	
Environmental Inspection & Control	2,862.00	REVENUES TOTAL 1,864,122.17		Transfer to Tax Title Liens or Foreclosed	
Other Public Safety		CAPITAL OUTLAY TOTAL 19,072.20		Balance Outstanding Dec. 31, 1972	93,265.70
PUBLIC WORKS				PRIOR YEARS TAXES OUTSTANDING	
Streets and Drainage	60,690.00	Public Enterprises		Balance January 1, 1972	122,877.50
Sewers and Sewage Processing		Recreation—Culture		Collected in 1972	105,416.90
Garbage and Trash Disposal	47,000.00	Public Works		Cancelled, Abated or Adjusted 1972	3,718.15
Public Buildings and Grounds	11,000.00	Buildings and Grounds		Transfers to Tax Title Liens or Foreclosed	
Other Public Works	7,500.00	Library and Education		Balance December 31, 1972	13,742.45
HEALTH and WELFARE		Conservation		TAX TITLE LIENS OUTSTANDING	
Health Services Except Environmental	1,000.00	All Other		Balance January 1, 1972	72,653.61
Welfare-Public Assistance	1,750.00	CAPITAL DEBT AUTHORIZED, DECEMBER 31, 1972		Transfers From Taxes	
Hospitals, Clinics, First Aid		ISSUED AND UNISSUED GROSS DEBT NET DEBT		Redeemed in 1972	16,353.58
Animal, Insect, & Rodent Control	900.00	School 609,454		Cancelled, Abated or Adjusted (1972)	
Other Welfare Services		Self-liquidating 8,000 8,000		Transfers to Foreclosed Property	
RECREATION and CONSERVATION		Other 8,000 8,000		Balance December 31, 1972	56,300.03
Beaches and Boardwalks		Total 617,454		PROPERTY ACQUIRED BY DEED OR FORECLOSURE	
Parks, Playgrounds, Shade Trees	13,500.00	ISSUED AND OUTSTANDING		Balance January 1, 1972	
Land Reclamation & Conservation		School 605,256.52		Transfers From Taxes or Liens	
Other Recreational Services	700.00	Self-Liquidating 8,000.00		Sale for Cash (1972)	
EDUCATION (excluding schools)		Other 8,000.00		Cancelled, Abated or Adjusted (1972)	
Libraries		Total 613,256.52		Balance December 31, 1972	
Other Educational Services		EQUALIZED VALUATION BASIS		CURRENT FINANCES DECEMBER 31, 1972	
STATUTORY EXPENDITURES		FOR NET DEBT COMPUTATION 27,710,661.00		ASSETS	
Pensions & F. I. C. A.	12,700.00	REAL PROPERTY VALUATIONS		Cash Dec. 31, 1972	613,242.49
Employee Fringe Benefits		Code Class # of Parcels % VAL'N ASSESSED VALUATION		Taxes Receivable	107,008.15
Other Statutory Expenditures		1 Vacant Land 89 2.41 597,900.00		Tax Title Liens	56,300.03
MUNICIPAL FUNCTIONS	362,545.98	2 Residential 791 46.16 11,465,600.00		Foreclosed Property	
CAPITAL IMPROVEMENTS	32,500.00	3 Farm 141 11.39 2,828,200.00		Emergencies & Other Deferred Charges	24,246.89
DEBT SERVICE		4a Commercial 120 30.01 7,453,700.00		State Aid Receivable	1,400.40
Principal Payments	50,000.00	4b Industrial 6 2.46 611,000.00		Other Receivables	18,597.20
Interest Payments	3,100.00	4c Apartments 5 7.58 1,883,800.00		Total	820,795.16
DEFERRED CHARGES	8,020.00	1152 Total 24,840,500.00		LIABILITIES, RESERVES, AND SURPLUS	
SCHOOL, COUNTY, SPECIAL DISTRICT TAXES	1,125,724.86	Land Area 13.34 Sq. Miles		Cash Liabilities	314,526.68
RESERVE FOR UNCOLLECTED TAXES	187,230.00	Net Valuation Taxable-Municipal 25,215,756.00		Reserves for Receivables	181,905.38
EMERGENCY EMPLOYMENT ACT OF 1971	5,099.96	Net Valuation Taxable-County 33,821,610.00		Surplus Dec. 31, 1971	324,363.10
EXPENDITURES	1,742,120.80	State Equalization Ratio 75.75		Total	820,795.16

1971/3000

0232

Population 1970 22,729
 Population 1972 22,900
 S & P Rating
 Moody Rating

General Tax Rate Per \$100. 1.83
 State Equalized Tax Rate 1.76

LYNDHURST TOWNSHIP — BERGEN COUNTY

Form of Government:
 Commission (1911)
 Number of Members on Governing Body 5

PER CAPITA:
 Gross Debt 35.70
 Net Debt 34.59
 Debt Service 9.05
 Total Tax Levy 183.30
 Municipal Expenditures 112.58

PER CENT:
 Gross Debt .39
 Net Debt .38
 Tax Levy Collected 96.13
 Tax Levy Cancelled, Abated or Adjusted .24

EXPENDITURES		REVENUES-REALIZED		1972 PROPERTY TAX	
GENERAL GOVERNMENT				STATE EQUALIZED TAX RATE 1.01	
Governing Body & Public Boards	26,625.00	1972 Property Taxes Collected	4,034,829.45	Local District School Taxes	2,467,547.00
Municipal Clerk	6,600.00	1972 Payments in Lieu of Taxes		Regional & Consolidated School Tax	
Financial Administration	11,950.00	Delinquent Tax & Lien Collections	71,484.63	School Taxes in Municipal Budget	
Assessment of Taxes	62,250.00	Business Personalty Replacement Taxes	348,785.65	County Taxes	447,837.18
Collection of Taxes	10,300.00	Taxes from Public Utilities	246,966.21	County Library Taxes	
Planning, Housing & Development	2,075.00	Other Miscellaneous Tax Revenues		Local Municipal Purpose Taxes	854,310.77
Human Resources	2,075.00	State Aid Revenues	92,137.16	Veteran & Senior Citizen Taxes	138,400.00
Elections	2,075.00	Federal Aid Revenues		Total Taxes for Rate Computation	4,208,494.95
General Administration (other)	2,075.00	State and Local Fiscal Assistance Act Utilized		Special District Taxes	
JUDICIARY		Sale of Acquired Property		Bank Stock Taxes	8,505.63
Municipal Courts	21,595.00	Other Miscellaneous Revenues	461,961.26	Added and Omitted Taxes	18,593.96
PUBLIC SAFETY		Other Revenues, Revenue Sharing Tax Effort	52,726.78	Total Taxes Levied - ABSTRACT	4,157,594.54
Fire Protection	42,575.00	Total	5,308,891.14	Total Taxes Billed	4,197,152.59
Police Protection	588,325.00	Prior Years Surplus Appropriated	300,000.00	1972 TAXES COLLECTED	4,034,829.45
Civil Defense & Disaster Control	5,500.00	REVENUES TOTAL	5,608,891.14	1972 Taxes Cancelled, Abated or Adjusted	9,598.14
Environmental Inspection & Control	28,575.00	CAPITAL OUTLAY TOTAL	272,378.84	Transfer to Tax Title Liens or Foreclosed	2,406.45
Other Public Safety		Public Enterprises		Balance Outstanding Dec. 31, 1972	149,918.55
PUBLIC WORKS		Recreation—Culture	10,425.75	PRIOR YEARS TAXES OUTSTANDING	
Streets and Drainage	282,543.00	Public Works	203,355.02	Balance January 1, 1972	86,357.01
Sewers and Sewage Processing	57,860.34	Buildings and Grounds	58,598.07	Collected in 1972	71,484.63
Garbage and Trash Disposal	155,300.00	Library and Education		Cancelled, Abated or Adjusted 1972	133.09
Public Buildings and Grounds	31,850.00	Conservation		Transfers to Tax Title Liens or Foreclosed	1,808.35
Other Public Works		All Other		Balance December 31, 1972	12,930.94
HEALTH and WELFARE		CAPITAL DEBT AUTHORIZED, DECEMBER 31, 1972		TAX TITLE LIENS OUTSTANDING	
Health Services Except Environmental	52,275.00	ISSUED AND UNISSUED		Balance January 1, 1972	1,490.22
Welfare-Public Assistance	13,950.00	School		Transfers From Taxes	4,444.27
Hospitals, Clinics, First Aid		Self-liquidating	25,325	Redeemed in 1972	
Animal, Insect, & Rodent Control		Other	792,111	Cancelled, Abated or Adjusted (1972)	
Other Welfare Services		Total	817,436	Transfers to Foreclosed Property	
RECREATION and CONSERVATION		ISSUED AND OUTSTANDING		Balance December 31, 1972	5,934.49
Beaches and Boardwalks		School		PROPERTY ACQUIRED BY DEED OR FORECLOSURE	
Parks, Playgrounds, Shade Trees	93,275.00	Self-liquidating		Balance January 1, 1972	1,417,600.00
Land Reclamation & Conservation		Other		Transfers From Taxes or Liens	
Other Recreational Services	9,000.00	Total	534,000.00	Sale for Cash (1972)	
EDUCATION (excluding schools)		EQUALIZED VALUATION BASIS FOR NET DEBT COMPUTATION	207,604,217.33	Cancelled, Abated or Adjusted (1972)	
Libraries	49,350.00	REAL PROPERTY VALUATIONS		Balance December 31, 1972	1,417,600.00
Other Educational Services		Code Class # of Parcels % VAL'N	ASSESSED VALUATION	CURRENT FINANCES DECEMBER 31, 1972	
STATUTORY EXPENDITURES		1 Vacant Land 206 4.31	10,101,900.00	ASSETS	
Pensions & F. I. C. A.	132,975.00	2 Residential 4743 62.28	145,824,400.00	Cash Dec. 31, 1972	1,095,821.32
Employee Fringe Benefits	25,850.00	3 Farm		Taxes Receivable	162,849.49
Other Statutory Expenditures		4a Commercial 297 8.62	20,188,000.00	Tax Title Liens	5,934.49
MUNICIPAL FUNCTIONS TOTAL	1,883,313.34	4b Industrial 91 22.52	52,731,900.00	Foreclosed Property	1,417,600.00
CAPITAL IMPROVEMENTS *MEMO*	9,243.00	4c Apartments 37 2.26	5,285,600.00	Emergencies & Other Deferred Charges	82,170.05
DEBT SERVICE		5374 Total	234,131,800.00	State Aid Receivable	9,767.60
Principal Payments	206,000.00	Land Area 4.70 Sq. Miles		Other Receivables	53,861.80
Interest Payments	1,200.00	Net Valuation Taxable-Municipal	235,592,071.00	Total	2,828,004.75
DEFERRED CHARGES	16,000.00	Net Valuation Taxable-County	221,441,294.00	LIABILITIES, RESERVES, AND SURPLUS	
SCHOOL, COUNTY, SPECIAL DISTRICT TAXES	3,315,784.18	State Equalization Ratio	96.44	Cash Liabilities	704,389.01
RESERVE FOR UNCOLLECTED TAXES	253,692.62			Reserves for Receivables	1,640,245.78
EMERGENCY EMPLOYMENT ACT OF 1971	217,845.57			Surplus Dec. 31,	483,369.96
EXPENDITURES TOTAL	5,893,835.71			Total	2,828,004.75

1417

Population 1970 16,710
 Population 1972 16,900
 S & P Rating AA
 Moody Rating A-1

General Tax Rate Per \$100. 4.66
 State Equalized Tax Rate 3.51

MADISON BOROUGH — MORRIS COUNTY
 Form of Government:
 Borough Council
 Number of Members on Governing Body 6

PER CAPITA: 528.06
 Gross Debt 224.89
 Net Debt 17.80
 Debt Service 406.70
 Total Tax Levy 203.69
 Municipal Expenditures

PER CENT: 5.23
 Gross Debt 2.23
 Net Debt 98.05
 Tax Levy Collected
 Tax Levy Cancelled, Abated or Adjusted .25

EXPENDITURES		REVENUES-REALIZED		1972 PROPERTY TAX	
GENERAL GOVERNMENT				STATE EQUALIZED TAX RATE \rightarrow 2.16	
Governing Body & Public Boards		1972 Property Taxes Collected	6,750,387.75	Local District School Taxes	4,152,871.28
Municipal Clerk		1972 Payments in Lieu of Taxes		Regional & Consolidated School Tax	
Financial Administration	2,700.00	Delinquent Tax & Lien Collections	110,473.42	School Taxes in Municipal Budget	
Assessment of Taxes	16,335.82	Business Personalty Replacement Taxes	96,274.91	County Taxes	765,726.29
Collection of Taxes	12,245.90	Taxes from Public Utilities	144,965.26	County Library Taxes	
Planning, Housing & Development	14,065.82	Other Miscellaneous Tax Revenues		Local Municipal Purpose Taxes	1,756,084.72
Human Resources		State Aid Revenues	107,310.59	Veteran & Senior Citizen Taxes	74,690.00
Elections	4,256.77	Federal Aid Revenues	17,781.63	Total Taxes for Rate Computation	6,749,372.25
General Administration (other)	229,370.40	State and Local Fiscal Assistance Act Utilized		Special District Taxes	
JUDICIARY		Sale of Acquired Property		Bank Stock Taxes	12,389.25
Municipal Courts	11,695.00	Other Miscellaneous Revenues	828,559.45	Added and Omitted Taxes	186,161.62
PUBLIC SAFETY		Other Revenues, Revenue Sharing Tax Effort	54,035.82	Total Taxes Levied - ABSTRACT	6,872,233.16
Fire Protection	177,805.00	Total	8,109,788.83	Total Taxes Billed	6,884,426.39
Police Protection	518,425.00	Prior Years Surplus Appropriated	550,000.00	1972 TAXES COLLECTED	6,750,387.75
Civil Defense & Disaster Control	2,570.00	REVENUES TOTAL	8,659,788.83	1972 Taxes Cancelled, Abated or Adjusted	16,555.66
Environmental Inspection & Control	5,567.24	CAPITAL OUTLAY TOTAL	225,389.95	Transfer to Tax Title Liens or Foreclosed	8,529.06
Other Public Safety		Public Enterprises		Balance Outstanding Dec. 31, 1972	108,549.92
PUBLIC WORKS		Recreation—Culture		PRIOR YEARS TAXES OUTSTANDING	
Streets and Drainage	292,563.76	Public Works	202,192.93	Balance January 1, 1972	124,741.73
Sewers and Sewage Processing	101,219.00	Buildings and Grounds	23,197.02	Collected in 1972	106,673.82
Garbage and Trash Disposal	355,589.00	Library and Education		Cancelled, Abated or Adjusted 1972	
Public Buildings and Grounds	38,474.58	Conservation		Transfers to Tax Title Liens or Foreclosed	4,820.44
Other Public Works	40,530.00	All Other		Balance December 31, 1972	13,247.47
HEALTH and WELFARE		CAPITAL DEBT AUTHORIZED, DECEMBER 31, 1972		TAX TITLE LIENS OUTSTANDING	
Health Services Except Environmental	180,029.06	ISSUED AND UNISSUED		Balance January 1, 1972	21,125.11
Welfare-Public Assistance	2,850.00	SCHOOL GROSS DEBT		Transfers From Taxes	14,000.92
Hospitals, Clinics, First Aid		School	2,637,000	Redeemed in 1972	4,119.60
Animal, Insect, & Rodent Control	4,350.00	Self-liquidating	2,486,600	Cancelled, Abated or Adjusted (1972)	
Other Welfare Services		Other	3,800,617	Transfers to Foreclosed Property	
RECREATION and CONSERVATION		Total	8,924,217	Balance December 31, 1972	31,006.43
Beaches and Boardwalks		ISSUED AND OUTSTANDING		PROPERTY ACQUIRED BY DEED OR FORECLOSURE	
Parks, Playgrounds, Shade Trees	135,774.81	School	2,637,000.00	Balance January 1, 1972	31,300.00
Land Reclamation & Conservation		Self-Liquidating	2,447,000.00	Transfers From Taxes or Liens	
Other Recreational Services	42,619.70	Other	3,122,000.00	Sale for Cash (1972)	
EDUCATION (excluding schools)		Total	8,206,000.00	Cancelled, Abated or Adjusted (1972)	
Libraries	196,778.00	EQUALIZED VALUATION BASIS		Balance December 31, 1972	31,300.00
Other Educational Services		FOR NET DEBT COMPUTATION	170,681,094.33	CURRENT FINANCES DECEMBER 31, 1972	
STATUTORY EXPENDITURES		REAL PROPERTY VALUATIONS		ASSETS	
Pensions & F. I. C. A.	137,836.14	Code Class # of Parcels % VAL'N		Cash Dec. 31, 1972	546,234.51
Employee Fringe Benefits	45,502.03	1 Vacant Land 304 2.64	3,779,500.00	Taxes Receivable	121,797.39
Other Statutory Expenditures		2 Residential 3637 80.00	114,341,010.00	Tax Title Liens	31,006.43
MUNICIPAL FUNCTIONS TOTAL	2,574,753.03	3 Farm 3 .02	34,300.00	Foreclosed Property	31,300.00
CAPITAL IMPROVEMENTS *MEMO*	205,500.00	4a Commercial 167 12.72	18,175,560.00	Emergencies & Other Deferred Charges	48,893.60
DEBT SERVICE		4b Industrial 4 .15	209,900.00	State Aid Receivable	41,275.66
Principal Payments	160,000.00	4c Apartments 16 4.46	6,378,230.00	Other Receivables	17,183.90
Interest Payments	140,752.00	4131 Total	142,919,300.00	Total	1,237,691.49
DEFERRED CHARGES	5,500.00	Land Area 4.20 Sq. Miles		LIABILITIES, RESERVES, AND SURPLUS	
SCHOOL, COUNTY, SPECIAL DISTRICT TAXES	4,918,597.57	Net Valuation Taxable-Municipal	145,041,883.00	Cash Liabilities	245,772.94
RESERVE FOR UNCOLLECTED TAXES	538,852.54	Net Valuation Taxable-County	186,879,112.00	Reserves for Receivables	201,287.72
EMERGENCY EMPLOYMENT ACT OF 1971	18,582.00	State Equalization Ratio	75.41	Surplus Dec. 31,	750,620.83
EXPENDITURES TOTAL	8,361,037.14			Total	1,237,691.49

1209

Population 1970 **48,715**
 Population 1972 **50,180**
 S & P Rating **B88**
 Moody Rating

General Tax Rate Per \$100. **8.81**
 State Equalized Tax Rate **4.16**

MADISON TOWNSHIP — MIDDLESEX COUNTY

Form of Government:

Council-Manager Plan E (OMCL50)

Number of Members on Governing Body 7

PER CAPITA:

Gross Debt **487.15**
 Net Debt **110.45**
 Debt Service **4.77**
 Total Tax Levy **334.76**
 Municipal Expenditures **91.08**

PER CENT:

Gross Debt **7.22**
 Net Debt **1.64**
 Tax Levy Collected **54.33**
 Tax Levy Cancelled, Abated or Adjusted **.40**

EXPENDITURES		REVENUES-REALIZED		1972 PROPERTY TAX	
GENERAL GOVERNMENT		1972 Property Taxes Collected		STATE EQUALIZED TAX RATE 3.03	
Governing Body & Public Boards	24,500.00	1972 Payments in Lieu of Taxes		Local District School Taxes	11,865,583.00
Municipal Clerk		Delinquent Tax & Lien Collections		Regional & Consolidated School Tax	
Financial Administration	44,685.08	Business Personalty Replacement Taxes		School Taxes in Municipal Budget	
Assessment of Taxes	60,668.04	Taxes from Public Utilities		County Taxes	1,583,504.50
Collection of Taxes	43,346.10	Other Miscellaneous Tax Revenues		County Library Taxes	
Planning, Housing & Development	56,657.89	State Aid Revenues		Local Municipal Purpose Taxes	2,238,830.53
Human Resources		Federal Aid Revenues		Veteran & Senior Citizen Taxes	227,430.00
Elections	8,730.24	State and Local Fiscal Assistance Act Utilized		Total Taxes for Rate Computation	16,315,348.83
General Administration (other)	330,424.54	Sale of Acquired Property		Special District Taxes	602,483.84
JUDICIARY		Other Miscellaneous Revenues		Bank Stock Taxes	9,405.07
Municipal Courts	30,540.00	Other Revenues, Revenue Sharing Tax Effort		Added and Omitted Taxes	58,459.52
PUBLIC SAFETY		Prior Years Surplus Appropriated		Total Taxes Levied - ABSTRACT	16,758,267.66
Fire Protection	16,000.00	REVENUES TOTAL		Total Taxes Billed	16,842,754.83
Police Protection	1,333,052.87	CAPITAL OUTLAY TOTAL		1972 TAXES COLLECTED	15,887,849.36
Civil Defense & Disaster Control	3,000.00	Public Enterprises		1972 Taxes Cancelled, Abated or Adjusted	88,188.53
Environmental Inspection & Control	54,638.00	Recreation—Culture		Transfer to Tax Title Liens or Foreclosed	
Other Public Safety		Public Works		Balance Outstanding Dec. 31, 1972	886,756.54
PUBLIC WORKS		Buildings and Grounds		PRIOR YEARS TAXES OUTSTANDING	
Streets and Drainage	553,000.00	Library and Education		Balance January 1, 1972	755,524.69
Sewers and Sewage Processing		Conservation		Collected in 1972	258,695.58
Garbage and Trash Disposal	41,846.33	All Other		Cancelled, Abated or Adjusted 1972	
Public Buildings and Grounds		CAPITAL DEBT AUTHORIZED, DECEMBER 31, 1972		Transfers to Tax Title Liens or Foreclosed	
Other Public Works		ISSUED AND UNISSUED GROSS DEBT NET DEBT		Balance December 31, 1972	436,829.11
HEALTH and WELFARE		School 20,451,000 1,588,370		TAX TITLE LIENS OUTSTANDING	
Health Services Except Environmental	106,693.38	Self-liquidating 3,554,000 3,554,000		Balance January 1, 1972	706,519.02
Welfare-Public Assistance	28,027.13	Other 24,445,000 5,542,370		Transfers From Taxes	
Hospitals, Clinics, First Aid		Total 24,445,000 5,542,370		Redeemed in 1972	108,584.30
Animal, Insect, & Rodent Control		ISSUED AND OUTSTANDING		Cancelled, Abated or Adjusted (1972)	
Other Welfare Services		School 20,451,000.00		Transfers to Foreclosed Property	
RECREATION and CONSERVATION		Self-Liquidating 3,607,000.00		Balance December 31, 1972	557,534.72
Beaches and Boardwalks	112,807.00	Other 24,058,000.00		PROPERTY ACQUIRED BY DEED OR	
Parks, Playgrounds, Shade Trees		Total 24,058,000.00		FORECLOSURE	
Land Reclamation & Conservation	1,800.00	EQUALIZED VALUATION BASIS		Balance January 1, 1972	180,280.00
Other Recreational Services		FOR NET DEBT COMPUTATION		Transfers From Taxes or Liens	
EDUCATION (excluding schools)		REAL PROPERTY VALUATIONS		Sale for Cash (1972)	
Libraries	125,000.00	Code Class # of Parcels % VAL'N ASSESSED VALUATION		Cancelled, Abated or Adjusted (1972)	
Other Educational Services		1 Vacant Land 1598 6.21 11,403,620.00		Balance December 31, 1972	180,280.00
STATUTORY EXPENDITURES		2 Residential 9552 65.84 120,856,610.00		CURRENT FINANCES DECEMBER 31, 1972	
Pensions & F. I. C. A.	172,614.00	3 Farm 132 .78 1,420,000.00		ASSETS	
Employee Fringe Benefits	81,500.00	4a Commercial 272 7.20 13,216,900.00		Cash Dec. 31, 1972	644,829.89
Other Statutory Expenditures		4b Industrial 24 2.28 4,182,630.00		Taxes Receivable	1,223,586.05
MUNICIPAL FUNCTIONS		4c Apartments 455 17.69 32,473,230.00		Tax Title Liens	597,534.72
CAPITAL IMPROVEMENTS	264,000.00	12073 Total 183,552,550.00		Foreclosed Property	180,280.00
DEBT SERVICE		Land Area 38.31 Sq. Miles		Emergencies & Other Deferred Charges	59,206.65
Principal Payments	115,000.00	Net Valuation Taxable-Municipal		State Aid Receivable	119,058.00
Interest Payments	124,292.50	Net Valuation Taxable-County		Other Receivables	57,585.32
DEFERRED CHARGES		State Equalization Ratio		Total	3,022,480.63
SCHOOL, COUNTY, SPECIAL DISTRICT TAXES	87,932.45			LIABILITIES, RESERVES, AND SURPLUS	
RESERVE FOR UNCOLLECTED TAXES	14,451,571.74			Cash Liabilities	822,058.42
EMERGENCY EMPLOYMENT ACT OF 1971	522,097.67			Reserves for Receivables	2,155,386.09
EXPENDITURES TOTAL	19,021,805.36			Surplus Dec. 31,	41,036.12
				Total	3,022,480.63

General Tax Rate Per \$100. 5.08
State Equalized Tax Rate 4.06

Number of Members on Governing Body 6

Gross Debt	3.27
Net Debt	1.08
Tax Levy Collected	97.21
Tax Levy Cancelled, Abated or Adjusted	.52

- 355 -

0233

Population 1970 10,800
 Population 1972 11,110
 S & P Rating A
 Moody Rating A

General Tax Rate Per \$100. 3.76
 State Equalized Tax Rate 2.48

MAHWAH TOWNSHIP — BERGEN COUNTY

Form of Government:
 Township Committee
 Number of Members on Governing Body 5

PER CAPITA: 833.79
 Gross Debt 55.35
 Net Debt 1.44
 Debt Service 538.38
 Total Tax Levy 219.31
 Municipal Expenditures

PER CENT: 4.53
 Gross Debt .30
 Net Debt 96.54
 Tax Levy Collected
 Tax Levy Cancelled, Abated or Adjusted .26

EXPENDITURES		REVENUES-REALIZED		1972 PROPERTY TAX	
GENERAL GOVERNMENT				STATE EQUALIZED TAX RATE →	
Governing Body & Public Boards		1972 Property Taxes Collected	5,750,197.16	Local District School Taxes 1.64	3,523,673.00
Municipal Clerk		1972 Payments in Lieu of Taxes		Regional & Consolidated School Tax	
Financial Administration	17,650.00	Delinquent Tax & Lien Collections	173,615.67	School Taxes in Municipal Budget	
Assessment of Taxes	18,230.00	Business Personalty Replacement Taxes	264,465.49	County Taxes .35	839,611.41
Collection of Taxes	19,950.00	Taxes from Public Utilities	375,880.03	County Library Taxes	
Planning, Housing & Development	29,300.00	Other Miscellaneous Tax Revenues		Local Municipal Purpose Taxes .47	1,117,923.18
Human Resources	5,500.00	State Aid Revenues	80,211.07	Veteran & Senior Citizen Taxes .02	50,980.00
Elections		Federal Aid Revenues	108,511.33	Total Taxes for Rate Computation 2.48	5,922,187.59
General Administration (other)	308,000.00	State and Local Fiscal Assistance Act Utilized		Special District Taxes	
JUDICIARY		Sale of Acquired Property		Bank Stock Taxes	3,939.47
Municipal Courts	9,800.00	Other Miscellaneous Revenues	48,821.94	Added and Omitted Taxes	56,306.28
PUBLIC SAFETY		Other Revenues, Revenue Sharing Tax Effort	57,833.16	Total Taxes Levied - ABSTRACT	5,981,453.34
Fire Protection	78,200.00	Total	6,899,535.85	Total Taxes Billed	5,957,539.28
Police Protection	515,085.00	Prior Years Surplus Appropriated	281,600.00	1972 TAXES COLLECTED	5,750,197.16
Civil Defense & Disaster Control	5,000.00	REVENUES TOTAL	7,181,135.85	1972 Taxes Cancelled, Abated or Adjusted	15,765.66
Environmental Inspection & Control	13,670.00			Transfer to Tax Title Liens or Foreclosed	5,912.98
Other Public Safety				Balance Outstanding Dec. 31, 1972	185,663.48
PUBLIC WORKS		CAPITAL OUTLAY TOTAL	183,682.75	PRIOR YEARS TAXES OUTSTANDING	
Streets and Drainage	321,083.00	Public Enterprises		Balance January 1, 1972	212,625.55
Sewers and Sewage Processing	30,000.00	Recreation—Culture	2,476.00	Collected in 1972	172,568.58
Garbage and Trash Disposal	240,000.00	Public Works	123,055.52	Cancelled, Abated or Adjusted 1972	34,505.78
Public Buildings and Grounds	34,000.00	Buildings and Grounds	58,151.23	Transfers to Tax Title Liens or Foreclosed	4,172.46
Other Public Works	45,325.00	Library and Education		Balance December 31, 1972	375.13
HEALTH and WELFARE		Conservation		TAX TITLE LIENS OUTSTANDING	
Health Services Except Environmental	52,550.00	All Other		Balance January 1, 1972	3,765.62
Welfare-Public Assistance	11,600.00			Transfers From Taxes	10,559.78
Hospitals, Clinics, First Aid				Redeemed in 1972	47.09
Animal, Insect, & Rodent Control	1,500.00			Cancelled, Abated or Adjusted (1972)	
Other Welfare Services				Transfers to Foreclosed Property	
RECREATION and CONSERVATION				Balance December 31, 1972	14,318.31
Beaches and Boardwalks				PROPERTY ACQUIRED BY DEED OR FORECLOSURE	
Parks, Playgrounds, Shade Trees	55,000.00			Balance January 1, 1972	
Land Reclamation & Conservation	84,761.00			Transfers From Taxes or Liens	
Other Recreational Services	26,250.00			Sale for Cash (1972)	
EDUCATION (excluding schools)				Cancelled, Abated or Adjusted (1972)	
Libraries	51,555.00			Balance December 31, 1972	
Other Educational Services				CURRENT FINANCES DECEMBER 31, 1972	
STATUTORY EXPENDITURES				ASSETS	
Pensions & F. I. C. A.	71,484.12			Cash Dec. 31, 1972	918,598.18
Employee Fringe Benefits				Taxes Receivable	186,042.61
Other Statutory Expenditures				Tax Title Liens	14,318.31
MUNICIPAL FUNCTIONS TOTAL	2,045,893.12			Foreclosed Property	
CAPITAL IMPROVEMENTS *MEMO*	226,325.00			Emergencies & Other Deferred Charges	204,000.00
DEBT SERVICE				State Aid Receivable	47,427.00
Principal Payments	14,000.00			Other Receivables	10,626.75
Interest Payments	2,000.00			Total	1,381,012.85
DEFERRED CHARGES	30,572.65			LIABILITIES, RESERVES, AND SURPLUS	
SCHOOL, COUNTY, SPECIAL DISTRICT TAXES	4,763,284.41			Cash Liabilities	643,154.77
RESERVE FOR UNCOLLECTED TAXES	321,110.62			Reserves for Receivables	210,987.67
EMERGENCY EMPLOYMENT ACT OF 1971	23,000.00			Surplus Dec. 31,	526,870.41
EXPENDITURES TOTAL	7,155,860.80			Total	1,381,012.85

1971/3000

1326

Population 1970 14,049
 Population 1972 15,640
 S & P Rating
 Moody Rating BAA

General Tax Rate Per \$100. 4.21
 State Equalized Tax Rate 4.01

MANALAPAN TOWNSHIP — MONMOUTH COUNTY

Form of Government:

Township Committee

Number of Members on Governing Body 5

PER CAPITA:

Gross Debt 495.25
 Net Debt 59.49
 Debt Service 7.02
 Total Tax Levy 352.69
 Municipal Expenditures 98.78

PER CENT:

Gross Debt 6.53
 Net Debt .78
 Tax Levy Collected 96.08
 Tax Levy Cancelled, Abated or Adjusted .11

EXPENDITURES		REVENUES-REALIZED		1972 PROPERTY TAX	
GENERAL GOVERNMENT		1972 Property Taxes Collected		STATE EQUALIZED TAX RATE	
Governing Body & Public Boards	36,500.00	1972 Payments in Lieu of Taxes		Local District School Taxes	2.18
Municipal Clerk		Delinquent Tax & Lien Collections		Regional & Consolidated School Tax	1.05
Financial Administration	44,125.00	Business Personalty Replacement Taxes		School Taxes in Municipal Budget	
Assessment of Taxes	27,000.00	Taxes from Public Utilities		County Taxes	.64
Collection of Taxes	18,380.00	Other Miscellaneous Tax Revenues		County Library Taxes	.02
Planning, Housing & Development	39,915.00	State Aid Revenues		Local Municipal Purpose Taxes	.08
Human Resources		Federal Aid Revenues		Veteran & Senior Citizen Taxes	.04
Elections	3,500.00	State and Local Fiscal Assistance Act Utilized		Total Taxes for Rate Computation	4.01
General Administration (other)	159,400.00	Sale of Acquired Property		Special District Taxes	
JUDICIARY		Other Miscellaneous Revenues		Bank Stock Taxes	
Municipal Courts	16,780.00	Other Revenues, Revenue Sharing Tax Effort		Added and Omitted Taxes	
PUBLIC SAFETY		Prior Years Surplus Appropriated		Total Taxes Levied - ABSTRACT	
Fire Protection	54,800.00	REVENUES TOTAL		Total Taxes Billed	
Police Protection	153,420.00	CAPITAL OUTLAY TOTAL		1972 TAXES COLLECTED	
Civil Defense & Disaster Control	100.00	Public Enterprises		1972 Taxes Cancelled, Abated or Adjusted	
Environmental Inspection & Control	7,850.00	Recreation—Culture		Transfer to Tax Title Liens or Foreclosed	
Other Public Safety		Public Works		Balance Outstanding Dec. 31, 1972	
PUBLIC WORKS		Buildings and Grounds		PRIOR YEARS TAXES OUTSTANDING	
Streets and Drainage	200,700.00	Library and Education		Balance January 1, 1972	
Sewers and Sewage Processing	32,800.00	Conservation		Collected in 1972	
Garbage and Trash Disposal	2,000.00	All Other		Cancelled, Abated or Adjusted 1972	
Public Buildings and Grounds	32,700.00	CAPITAL DEBT AUTHORIZED, DECEMBER 31, 1972		Transfers to Tax Title Liens or Foreclosed	
Other Public Works	1,500.00	ISSUED AND UNISSUED GROSS DEBT NET DEBT		Balance December 31, 1972	
HEALTH and WELFARE		School 6,746,010		TAX TITLE LIENS OUTSTANDING	
Health Services Except Environmental	23,300.00	Self-Liquidating 999,643		Balance January 1, 1972	
Welfare-Public Assistance	8,000.00	Other 930,418		Transfers From Taxes	
Hospitals, Clinics, First Aid	5,850.00	Total 7,745,653		Redeemed in 1972	
Animal, Insect, & Rodent Control	500.00	ISSUED AND OUTSTANDING		Cancelled, Abated or Adjusted (1972)	
Other Welfare Services	3,000.00	School 6,746,010.61		Transfers to Foreclosed Property	
RECREATION and CONSERVATION		Self-Liquidating 690,600.00		Balance December 31, 1972	
Beaches and Boardwalks		Other 7,436,610.61		PROPERTY ACQUIRED BY DEED OR FORECLOSURE	
Parks, Playgrounds, Shade Trees	100.00	EQUALIZED VALUATION BASIS		Balance January 1, 1972	
Land Reclamation & Conservation	400.00	FOR NET DEBT COMPUTATION		Transfers From Taxes or Liens	
Other Recreational Services	86,150.00	REAL PROPERTY VALUATIONS		Sale for Cash (1972)	
EDUCATION (excluding schools)		Code Class # of Parcels % VAL'N ASSESSED VALUATION		Cancelled, Abated or Adjusted (1972)	
Libraries		1 Vacant Land 747 4.72 5,882,640.00		Balance December 31, 1972	
Other Educational Services	50.00	2 Residential 3149 75.14 93,623,525.00		CURRENT FINANCES DECEMBER 31, 1972	
STATUTORY EXPENDITURES		3 Farm 647 8.58 10,691,320.00		ASSETS	
Pensions & F. I. C. A.	30,726.00	4a Commercial 94 10.13 12,619,700.00		Cash Dec. 31, 1972	
Employee Fringe Benefits	12,000.00	4b Industrial 6 1.44 1,789,800.00		Taxes Receivable	
Other Statutory Expenditures		4c Apartments 4643 Total 124,606,985.00		Tax Title Liens	
MUNICIPAL FUNCTIONS		Land Area 30.85 Sq. Miles		Foreclosed Property	
CAPITAL IMPROVEMENTS	1,042,946.00	Net Valuation Taxable-Municipal		Emergencies & Other Deferred Charges	
DEBT SERVICE		Net Valuation Taxable-County		State Aid Receivable	
Principal Payments	75,000.00	State Equalization Ratio		Other Receivables	
Interest Payments	34,860.00			Total	
DEFERRED CHARGES				LIABILITIES, RESERVES, AND SURPLUS	
SCHOOL, COUNTY, SPECIAL DISTRICT TAXES	35,352.03			Cash Liabilities	
RESERVE FOR UNCOLLECTED TAXES	5,190,788.06			Reserves for Receivables	
EMERGENCY EMPLOYMENT ACT OF 1971	320,202.65			Surplus Dec. 31,	
EXPENDITURES TOTAL	6,735,748.74			Total	

1327

Population 1970 4,971
 Population 1972 5,035
 S & P Rating
 Moody Rating

General Tax Rate Per \$100. 3.17
 State Equalized Tax Rate 2.70

MANASQUAN BOROUGH — MONMOUTH COUNTY
 Form of Government:
 Borough Council
 Number of Members on Governing Body 6

PER CAPITA:
 Gross Debt 657.40
 Net Debt 121.46
 Debt Service
 Total Tax Levy 403.75
 Municipal Expenditures 177.03

PER CENT:
 Gross Debt 4.96
 Net Debt .92
 Tax Levy Collected 97.45
 Tax Levy Cancelled, Abated or Adjusted .12

EXPENDITURES		REVENUES-REALIZED		1972 PROPERTY TAX	
GENERAL GOVERNMENT		1972 Property Taxes Collected		STATE EQUALIZED TAX RATE — 2.70	
Governing Body & Public Boards		1972 Payments in Lieu of Taxes	1,581,909.62	Local District School Taxes	1.31
Municipal Clerk		Delinquent Tax & Lien Collections	58,252.44	Regional & Consolidated School Tax	
Financial Administration	7,050.00	Business Personalty Replacement Taxes	22,581.45	School Taxes in Municipal Budget	
Assessment of Taxes	11,000.00	Taxes from Public Utilities	86,527.09	County Taxes	.55
Collection of Taxes	12,600.00	Other Miscellaneous Tax Revenues	10,940.83	County Library Taxes	.02
Planning, Housing & Development	100.00	State Aid Revenues	26,735.53	Local Municipal Purpose Taxes	.72
Human Resources		Federal Aid Revenues	39,604.01	Veteran & Senior Citizen Taxes	.06
Elections	800.00	State and Local Fiscal Assistance Act Utilized		Total Taxes for Rate Computation	2.70
General Administration (other)	55,439.40	Sale of Acquired Property		Special District Taxes	
JUDICIARY		Other Miscellaneous Revenues	53,672.85	Bank Stock Taxes	
Municipal Courts	12,300.00	Other Revenues, Revenue Sharing Tax Effort	16,050.79	Added and Omitted Taxes	
PUBLIC SAFETY		Total	2,296,678.61	Total Taxes Levied - ABSTRACT	2,032,889.24
Fire Protection	26,875.00	Prior Years Surplus Appropriated	95,000.00	Total Taxes Billed	2,032,737.17
Police Protection	208,000.00	REVENUES TOTAL	2,391,678.61	1972 TAXES COLLECTED	1,581,909.62
Civil Defense & Disaster Control		CAPITAL OUTLAY TOTAL	20,544.00	1972 Taxes Cancelled, Abated or Adjusted	2,437.55
Environmental Inspection & Control	11,785.00	Public Enterprises		Transfer to Tax Title Liens or Foreclosed	1,096.82
Other Public Safety		Recreation—Culture		Balance Outstanding Dec. 31, 1972	48,292.78
PUBLIC WORKS		Public Works	20,544.00	PRIOR YEARS TAXES OUTSTANDING	
Streets and Drainage	145,855.56	Buildings and Grounds		Balance January 1, 1972	59,227.19
Sewers and Sewage Processing		Library and Education		Collected in 1972	58,252.44
Garbage and Trash Disposal	118,600.00	Conservation		Cancelled, Abated or Adjusted 1972	
Public Buildings and Grounds	15,255.70	All Other		Transfers to Tax Title Liens or Foreclosed	974.75
Other Public Works		CAPITAL DEBT AUTHORIZED, DECEMBER 31, 1972		Balance December 31, 1972	
HEALTH and WELFARE		ISSUED AND UNISSUED		TAX TITLE LIENS OUTSTANDING	
Health Services Except Environmental	7,800.00	School	3,135,000	Balance January 1, 1972	
Welfare-Public Assistance	1,613.00	Self-liquidating	30,000	Transfers From Taxes	
Hospitals, Clinics, First Aid		Other	145,000	Redeemed in 1972	
Animal, Insect, & Rodent Control		Total	3,310,000	Cancelled, Abated or Adjusted (1972)	
Other Welfare Services		ISSUED AND OUTSTANDING		Transfers to Foreclosed Property	
RECREATION and CONSERVATION		School	435,000.00	Balance December 31, 1972	2,149.29
Beaches and Boardwalks		Self-liquidating	30,000.00	PROPERTY ACQUIRED BY DEED OR	
Parks, Playgrounds, Shade Trees	14,959.42	Other	465,000.00	FORECLOSURE	
Land Reclamation & Conservation	1,200.00	Total	66,711,434.67	Balance January 1, 1972	50,650.00
Other Recreational Services	4,489.15	EQUALIZED VALUATION BASIS		Transfers From Taxes or Liens	
EDUCATION (excluding schools)		FOR NET DEBT COMPUTATION		Sale for Cash (1972)	
Libraries	16,500.00	REAL PROPERTY VALUATIONS		Cancelled, Abated or Adjusted (1972)	
Other Educational Services		Code Class # of Parcels % VAL'N		Balance December 31, 1972	50,690.00
STATUTORY EXPENDITURES		1 Vacant Land 463 4.56		CURRENT FINANCES DECEMBER 31, 1972	
Pensions & F. I. C. A.	32,932.23	2 Residential 2418 81.72		ASSETS	
Employee Fringe Benefits	10,000.00	3 Farm		Cash Dec. 31, 1972	431,055.73
Other Statutory Expenditures		4a Commercial 147 11.99		Taxes Receivable	48,252.78
MUNICIPAL FUNCTIONS		4b Industrial 10 1.08		Tax Title Liens	2,149.25
CAPITAL IMPROVEMENTS	43,555.56	4c Apartments 3 .65		Foreclosed Property	50,690.00
DEBT SERVICE		3041 Total		Emergencies & Other Deferred Charges	12,555.56
Principal Payments		Land Area 1.40 Sq. Miles		State Aid Receivable	8,921.25
Interest Payments		Net Valuation Taxable-Municipal	65,069,992.00	Other Receivables	14,357.28
DEFERRED CHARGES		Net Valuation Taxable-County	67,925,623.00	Total	568,061.89
SCHOOL, COUNTY, SPECIAL DISTRICT TAXES	31,373.00	State Equalization Ratio	85.35	LIABILITIES, RESERVES, AND SURPLUS	
RESERVE FOR UNCOLLECTED TAXES	1,470,263.84			Cash Liabilities	202,504.31
EMERGENCY EMPLOYMENT ACT OF 1971	100,528.90			Reserves for Receivables	115,529.35
EXPENDITURES TOTAL	2,361,620.20			Surplus Dec. 31,	150,028.23
				Total	568,061.89

1518

Population 1970 7,550
 Population 1972 10,800
 S & P Rating
 Moody Rating

General Tax Rate Per \$100. 3.38
 State Equalized Tax Rate 2.68

MANCHESTER TOWNSHIP — OCEAN COUNTY
 Form of Government:
 Township Committee
 Number of Members on Governing Body 5

PER CAPITA:
 Gross Debt 118.60
 Net Debt 39.90
 Debt Service 6.27
 Total Tax Levy 171.10
 Municipal Expenditures 101.61

PER CENT:
 Gross Debt 2.66
 Net Debt .85
 Tax Levy Collected 94.13
 Tax Levy Cancelled, Abated or Adjusted

EXPENDITURES		REVENUES-REALIZED		1972 PROPERTY TAX	
GENERAL GOVERNMENT				STATE EQUALIZED TAX RATE →	
Governing Body & Public Boards		1972 Property Taxes Collected	1,739,379.99	Local District School Taxes	1.54 566,598.81
Municipal Clerk		1972 Payments in Lieu of Taxes		Regional & Consolidated School Tax	
Financial Administration	14,484.07	Delinquent Tax & Lien Collections	77,657.77	School Taxes in Municipal Budget	
Assessment of Taxes	12,387.53	Business Personality Replacement Taxes	13,104.41	County Taxes	.45 282,061.00
Collection of Taxes	26,695.98	Taxes from Public Utilities	147,247.76	County Library Taxes	.02 11,545.48
Planning, Housing & Development	8,409.11	Other Miscellaneous Tax Revenues		Local Municipal Purpose Taxes	.64 404,100.00
Human Resources	500.00	State Aid Revenues	52,293.23	Veteran & Senior Citizen Taxes	.03 18,440.00
Elections		Federal Aid Revenues	35,616.15	Total Taxes for Rate Computation	2.68 1,683,545.29
General Administration (other)	103,135.71	State and Local Fiscal Assistance Act Utilized		Special District Taxes	
JUDICIARY		Sale of Acquired Property	67,447.00	Bank Stock Taxes	2,231.64
Municipal Courts	13,137.89	Other Miscellaneous Revenues	26,320.38	Added and Omitted Taxes	180,542.04
PUBLIC SAFETY		Other Revenues, Revenue Sharing Tax Effort	131,041.78	Total Taxes Levied - ABSTRACT	1,847,878.97
Fire Protection	24,000.00	Total	2,290,108.47	Total Taxes Billed	1,847,878.97
Police Protection	287,127.90	Prior Years Surplus Appropriated	253,000.00	1972 TAXES COLLECTED	1,739,379.99
Civil Defense & Disaster Control		REVENUES TOTAL	2,543,108.47	1972 Taxes Cancelled, Abated or Adjusted	
Environmental Inspection & Control	15,994.59	CAPITAL OUTLAY TOTAL	14,421.05	Transfer to Tax Title Liens or Foreclosed	
Other Public Safety		Public Enterprises		Balance Outstanding Dec. 31, 1972	108,498.98
PUBLIC WORKS		Recreation—Culture		PRIOR YEARS TAXES OUTSTANDING	
Streets and Drainage	138,692.24	Public Works	14,421.05	Balance January 1, 1972	90,518.21
Sewers and Sewage Processing		Buildings and Grounds		Collected in 1972	76,795.12
Garbage and Trash Disposal	10,861.35	Library and Education		Cancelled, Abated or Adjusted 1972	
Public Buildings and Grounds	25,884.60	Conservation		Transfers to Tax Title Liens or Foreclosed	
Other Public Works	23,594.44	All Other		Balance December 31, 1972	13,723.09
HEALTH and WELFARE		CAPITAL DEBT AUTHORIZED, DECEMBER 31, 1972		TAX TITLE LIENS OUTSTANDING	
Health Services Except Environmental	16,326.19	ISSUED AND UNISSUED		Balance January 1, 1972	57,210.24
Welfare-Public Assistance	1,847.25	School	850,000	Transfers From Taxes	
Hospitals, Clinics, First Aid	500.00	Self-liquidating		Redeemed in 1972	862.65
Animal, Insect, & Rodent Control	6,545.50	Other	430,500	Cancelled, Abated or Adjusted (1972)	
Other Welfare Services		Total	1,280,500	Transfers to Foreclosed Property	
RECREATION and CONSERVATION		ISSUED AND OUTSTANDING		Balance December 31, 1972	56,347.59
Beaches and Boardwalks		School	850,000.00	PROPERTY ACQUIRED BY DEED OR FORECLOSURE	
Parks, Playgrounds, Shade Trees	2,067.38	Self-Liquidating		Balance January 1, 1972	13,530.00
Land Reclamation & Conservation		Other	428,800.00	Transfers From Taxes or Liens	
Other Recreational Services		Total	1,278,800.00	Sale for Cash (1972)	
EDUCATION (excluding schools)		EQUALIZED VALUATION BASIS		Cancelled, Abated or Adjusted (1972)	
Libraries		FOR NET DEBT COMPUTATION	48,184,636.33	Balance December 31, 1972	13,530.00
Other Educational Services		REAL PROPERTY VALUATIONS		CURRENT FINANCES DECEMBER 31, 1972	
STATUTORY EXPENDITURES		Code Class # of Parcels % VAL'N	ASSESSED VALUATION	ASSETS	
Pensions & F. I. C. A.	34,444.02	1 Vacant Land 4315 18.52	9,206,360.00	Cash Dec. 31, 1972	370,090.32
Employee Fringe Benefits	19,558.00	2 Residential 1003 24.30	11,823,775.00	Taxes Receivable	122,222.07
Other Statutory Expenditures		3 Farm 62 1.40	679,045.00	Tax Title Liens	56,347.59
MUNICIPAL FUNCTIONS		4a Commercial 67 2.90	1,408,875.00	Foreclosed Property	13,530.00
CAPITAL IMPROVEMENTS	40,750.00	4b Industrial 28 3.09	1,503,170.00	Emergencies & Other Deferred Charges	134,175.65
DEBT SERVICE		4c Apartments 16 49.40	24,037,300.00	State Aid Receivable	11,006.20
Principal Payments	33,600.00	5491 Total	48,658,525.00	Other Receivables	34,836.27
Interest Payments	34,103.75	Land Area 82.50 Sq. Miles		Total	742,208.10
DEFERRED CHARGES		Net Valuation Taxable-Municipal	49,882,903.00	LIABILITIES, RESERVES, AND SURPLUS	
SCHOOL, COUNTY, SPECIAL DISTRICT TAXES	1,261,005.29	Net Valuation Taxable-County	56,230,900.00	Cash Liabilities	159,506.76
RESERVE FOR UNCOLLECTED TAXES	112,522.95	State Equalization Ratio	79.40	Reserves for Receivables	226,535.93
EMERGENCY EMPLOYMENT ACT OF 1971	35,550.90			Surplus Dec. 31,	355,365.41
EXPENDITURES TOTAL	2,358,368.58			Total	742,208.10

1705

Population 1970 1,913
 Population 1972 1,935
 S & P Rating
 Moody Rating

General Tax Rate Per \$100. 3.60
 State Equalized Tax Rate 2.92

MANNINGTON TOWNSHIP — SALEM COUNTY

Form of Government:

Township Committee

Number of Members on Governing Body 3

PER CAPITA:

Gross Debt 26.36
 Net Debt
 Debt Service
 Total Tax Levy 257.73
 Municipal Expenditures 122.58

PER CENT:

Gross Debt .32
 Net Debt
 Tax Levy Collected 94.86
 Tax Levy Cancelled, Abated or Adjusted .26

EXPENDITURES		REVENUES-REALIZED		1972 PROPERTY TAX	
GENERAL GOVERNMENT				STATE EQUALIZED TAX RATE 1.84	
Governing Body & Public Boards		1972 Property Taxes Collected 474,585.48		Local District School Taxes	318,411.00
Municipal Clerk		1972 Payments in Lieu of Taxes		Regional & Consolidated School Tax	
Financial Administration	4,050.00	Delinquent Tax & Lien Collections 21,101.76		School Taxes in Municipal Budget	
Assessment of Taxes	3,500.00	Business Personalty Replacement Taxes 69,525.06		County Taxes	171,931.58
Collection of Taxes	5,400.00	Taxes from Public Utilities 70,310.42		County Library Taxes	
Planning, Housing & Development	3,200.00	Other Miscellaneous Tax Revenues		Local Municipal Purpose Taxes	5,613.42
Human Resources		State Aid Revenues 22,869.09		Veteran & Senior Citizen Taxes	5,870.00
Elections		Federal Aid Revenues		Total Taxes for Rate Computation	505,826.40
General Administration (other)	15,075.00	State and Local Fiscal Assistance Act Utilized		Special District Taxes	
JUDICIARY		Sale of Acquired Property 3,700.00		Bank Stock Taxes	386.58
Municipal Courts	3,150.00	Other Miscellaneous Revenues 14,460.48		Added and Omitted Taxes	2,359.80
PUBLIC SAFETY		Other Revenues, Revenue Sharing Tax Effort 1,752.67		Total Taxes Levied - ABSTRACT	458,702.78
Fire Protection	6,500.00	Total 678,308.96		Total Taxes Billed	500,280.71
Police Protection	3,200.00	Prior Years Surplus Appropriated 75,000.00		1972 TAXES COLLECTED	474,585.48
Civil Defense & Disaster Control	2,000.00	REVENUES TOTAL 753,308.96		1972 Taxes Cancelled, Abated or Adjusted	1,300.80
Environmental Inspection & Control	2,200.00	CAPITAL OUTLAY TOTAL 22,692.42		Transfer to Tax Title Liens or Foreclosed	2,207.60
Other Public Safety				Balance Outstanding Dec. 31, 1972	22,182.83
PUBLIC WORKS				PRIOR YEARS TAXES OUTSTANDING	
Streets and Drainage	71,300.00	Public Enterprises		Balance January 1, 1972	20,419.10
Sewers and Sewage Processing		Recreation—Culture		Collected in 1972	20,218.54
Garbage and Trash Disposal	5,700.00	Public Works		Cancelled, Abated or Adjusted 1972	
Public Buildings and Grounds	1,500.00	Buildings and Grounds		Transfers to Tax Title Liens or Foreclosed	200.56
Other Public Works		Library and Education		Balance December 31, 1972	
HEALTH and WELFARE		Conservation		TAX TITLE LIENS OUTSTANDING	
Health Services Except Environmental	2,600.00	All Other		Balance January 1, 1972	4,126.14
Welfare-Public Assistance	2,050.00	CAPITAL DEBT AUTHORIZED, DECEMBER 31, 1972		Transfers From Taxes	2,462.86
Hospitals, Clinics, First Aid	1,000.00	ISSUED AND UNISSUED GROSS DEBT NET DEBT		Redeemed in 1972	883.22
Animal, Insect, & Rodent Control	200.00	School 51,000		Cancelled, Abated or Adjusted (1972)	23.53
Other Welfare Services		Self-liquidating		Transfers to Foreclosed Property	1,159.99
RECREATION and CONSERVATION		Other 51,000		Balance December 31, 1972	4,522.26
Beaches and Boardwalks		ISSUED AND OUTSTANDING		PROPERTY ACQUIRED BY DEED OR FORECLOSURE	
Parks, Playgrounds, Shade Trees		School 51,000.00		Balance January 1, 1972	42,890.01
Land Reclamation & Conservation		Self-liquidating		Transfers From Taxes or Liens	1,159.99
Other Recreational Services		Other		Sale for Cash (1972)	3,700.00
EDUCATION (excluding schools)		Total 51,000.00		Cancelled, Abated or Adjusted (1972)	11,200.00
Libraries		EQUALIZED VALUATION BASIS		Balance December 31, 1972	29,150.00
Other Educational Services	50,000.00	FOR NET DEBT COMPUTATION 15,766,544.67		CURRENT FINANCES DECEMBER 31, 1972	
STATUTORY EXPENDITURES		REAL PROPERTY VALUATIONS		ASSETS	
Pensions & F. I. C. A.	1,875.00	Code Class # of Parcels % VAL'N ASSESSED VALUATION		Cash Dec. 31, 1972	256,444.20
Employee Fringe Benefits		1 Vacant Land 350 1.92 256,100.00		Taxes Receivable	22,182.83
Other Statutory Expenditures		2 Residential 375 36.84 4,518,000.00		Tax Title Liens	4,522.26
MUNICIPAL FUNCTIONS TOTAL 192,600.00		3 Farm 521 41.03 5,476,900.00		Foreclosed Property	29,150.00
CAPITAL IMPROVEMENTS *MEMO* 30,500.00		4a Commercial 40 9.22 1,230,300.00		Emergencies & Other Deferred Charges	
DEBT SERVICE		4b Industrial 12 10.99 1,466,500.00		State Aid Receivable	439.08
Principal Payments		4c Apartments 1302 Total 13,348,200.00		Other Receivables	510.00
Interest Payments		Land Area 38.10 Sq. Miles		Total	353,248.37
DEFERRED CHARGES		Net Valuation Taxable-Municipal 14,073,237.00		LIABILITIES, RESERVES, AND SURPLUS	
SCHOOL, COUNTY, SPECIAL DISTRICT TAXES	490,242.98	Net Valuation Taxable-County 18,578,161.00		Cash Liabilities	40,716.08
RESERVE FOR UNCOLLECTED TAXES	44,600.00	State Equalization Ratio 81.32		Reserves for Receivables	56,365.05
EMERGENCY EMPLOYMENT ACT OF 1971				Surplus Dec. 31,	256,167.20
EXPENDITURES TOTAL 727,542.98				Total	353,248.37

0318

Population 1970 2,597
 Population 1972 2,705
 S & P Rating
 Moody Rating

General Tax Rate Per \$100. 3.46
 State Equalized Tax Rate 2.50

MANSFIELD TOWNSHIP — BURLINGTON CO.

Form of Government:

Township Committee

Number of Members on Governing Body 3

PER CAPITA:

Gross Debt 104.07
 Net Debt
 Debt Service
 Total Tax Levy 223.79
 Municipal Expenditures 104.20

PER CENT:

Gross Debt 1.31
 Net Debt
 Tax Levy Collected 92.99
 Tax Levy Cancelled, Abated
 or Adjusted .

EXPENDITURES		REVENUES-REALIZED		1972 PROPERTY TAX	
GENERAL GOVERNMENT		1972 Property Taxes Collected		STATE EQUALIZED TAX RATE	
Governing Body & Public Boards		563,088.33		Local District School Taxes .85	
Municipal Clerk				Regional & Consolidated School Tax .94	
Financial Administration	3,800.00	1972 Payments in Lieu of Taxes		School Taxes in Municipal Budget	
Assessment of Taxes	3,370.00	46,821.35		County Taxes .63	
Collection of Taxes	3,726.00	Business Personalty Replacement Taxes		County Library Taxes .03	
Planning, Housing & Development	3,100.00	14,149.44		Local Municipal Purpose Taxes	
Human Resources		Taxes from Public Utilities		Veteran & Senior Citizen Taxes .06	
Elections	450.00	Other Miscellaneous Tax Revenues		Total Taxes for Rate Computation 2.51	
General Administration (other)	25,600.00	State Aid Revenues		Special District Taxes	
JUDICIARY		Federal Aid Revenues		Bank Stock Taxes	
Municipal Courts	16,700.00	State and Local Fiscal Assistance Act Utilized		Added and Omitted Taxes	
PUBLIC SAFETY		Sale of Acquired Property		Total Taxes Levied - ABSTRACT	
Fire Protection	6,625.00	Other Miscellaneous Revenues		Total Taxes Billed	
Police Protection	23,164.50	Other Revenues, Revenue Sharing Tax Effort		1972 TAXES COLLECTED	
Civil Defense & Disaster Control	910.00	Total		1972 Taxes Cancelled, Abated or Adjusted	
Environmental Inspection & Control	580.00	Prior Years Surplus Appropriated		Transfer to Tax Title Liens or Foreclosed	
Other Public Safety		REVENUES TOTAL		Balance Outstanding Dec. 31, 1972	
PUBLIC WORKS		CAPITAL OUTLAY TOTAL		PRIOR YEARS TAXES OUTSTANDING	
Streets and Drainage	52,499.00	Public Enterprises		Balance January 1, 1972	
Sewers and Sewage Processing	1,700.00	Recreation—Culture		Collected in 1972	
Garbage and Trash Disposal	30,377.30	Public Works		Cancelled, Abated or Adjusted 1972	
Public Buildings and Grounds	4,055.00	Buildings and Grounds		Transfers to Tax Title Liens or Foreclosed	
Other Public Works		Library and Education		Balance December 31, 1972	
HEALTH and WELFARE		Conservation		TAX TITLE LIENS OUTSTANDING	
Health Services Except Environmental	550.00	All Other		Balance January 1, 1972	
Welfare-Public Assistance	2,881.00	CAPITAL DEBT AUTHORIZED, DECEMBER 31, 1972		Transfers From Taxes	
Hospitals, Clinics, First Aid		ISSUED AND UNISSUED GROSS DEBT NET DEBT		Redeemed in 1972	
Animal, Insect, & Rodent Control		School 281,513		Cancelled, Abated or Adjusted (1972)	
Other Welfare Services		Self-liquidating		Transfers to Foreclosed Property	
RECREATION and CONSERVATION		Other		Balance December 31, 1972	
Beaches and Boardwalks		Total 281,513		PROPERTY ACQUIRED BY DEED OR	
Parks, Playgrounds, Shade Trees		ISSUED AND OUTSTANDING		FORECLOSURE	
Land Reclamation & Conservation		School		Balance January 1, 1972	
Other Recreational Services	4,972.20	Self-Liquidating		Transfers From Taxes or Liens	
EDUCATION (excluding schools)		Other		Sale for Cash (1972)	
Libraries		Total 281,513.58		Cancelled, Abated or Adjusted (1972)	
Other Educational Services	40,000.00	EQUALIZED VALUATION BASIS		Balance December 31, 1972	
STATUTORY EXPENDITURES		FOR NET DEBT COMPUTATION		CURRENT FINANCES DECEMBER 31, 1972	
Pensions & F. I. C. A.	2,800.00	REAL PROPERTY VALUATIONS		ASSETS	
Employee Fringe Benefits		Code Class # of Parcels % VAL'N		Cash Dec. 31, 1972	
Other Statutory Expenditures		ASSESSED VALUATION		Taxes Receivable	
MUNICIPAL FUNCTIONS TOTAL	227,860.00	1 Vacant Land 176 5.45		Tax Title Liens	
CAPITAL IMPROVEMENTS *MEMO*	26,864.50	2 Residential 535 50.22		Foreclosed Property	
DEBT SERVICE		3 Farm 307 31.19		Emergencies & Other Deferred Charges	
Principal Payments		4a Commercial 47 12.20		State Aid Receivable	
Interest Payments		4b Industrial 1 .75		Other Receivables	
DEFERRED CHARGES		4c Apartments 1 .19		Total	
SCHOOL, COUNTY, SPECIAL DISTRICT TAXES	553,792.20	1067 Total 17,201,100.00		LIABILITIES, RESERVES, AND SURPLUS	
RESERVE FOR UNCOLLECTED TAXES	54,000.00	Land Area 23.09 Sq. Miles		Cash Liabilities	
EMERGENCY EMPLOYMENT ACT OF 1971		Net Valuation Taxable-Municipal		Reserves for Receivables	
EXPENDITURES TOTAL	875,652.20	Net Valuation Taxable-County		Surplus Dec. 31,	
		State Equalization Ratio		Total	

1971/3000

2116

Population 1970 3,546
 Population 1972 3,735
 S & P Rating
 Moody Rating

General Tax Rate Per \$100. 5.19
 State Equalized Tax Rate 2.92

MANSFIELD TOWNSHIP -- WARREN COUNTY

Form of Government:

Township Committee

Number of Members on Governing Body: 5

PER CAPITA:
 Gross Debt 308.29
 Net Debt .60
 Debt Service
 Total Tax Levy 328.60
 Municipal Expenditures 100.63

PER CENT:
 Gross Debt 3.50
 Net Debt .01
 Tax Levy Collected 92.31
 Tax Levy Cancelled, Abated or Adjusted .49

EXPENDITURES		REVENUES-REALIZED		1972 PROPERTY TAX	
GENERAL GOVERNMENT				STATE EQUALIZED TAX RATE .90	
Governing Body & Public Boards		1972 Property Taxes Collected	1,135,027.87	Local District School Taxes	362,716.00
Municipal Clerk		1972 Payments in Lieu of Taxes		Regional & Consolidated School Tax	420,698.80
Financial Administration	3,627.03	Delinquent Tax & Lien Collections	113,722.68	School Taxes in Municipal Budget	
Assessment of Taxes	4,345.45	Business Personalty Replacement Taxes	27,566.01	County Taxes	254,356.91
Collection of Taxes	15,365.20	Taxes from Public Utilities	111,786.11	County Library Taxes	9,626.16
Planning, Housing & Development	6,187.11	Other Miscellaneous Tax Revenues		Local Municipal Purpose Taxes	73,374.38
Human Resources		State Aid Revenues	25,545.64	Veteran & Senior Citizen Taxes	16,640.00
Elections		Federal Aid Revenues		Total Taxes for Rate Computation	1,177,452.25
General Administration (other)	27,735.98	State and Local Fiscal Assistance Act Utilized		Special District Taxes	
JUDICIARY		Sale of Acquired Property	505.20	Bank Stock Taxes	445.82
Municipal Courts	4,108.95	Other Miscellaneous Revenues	31,054.48	Added and Omitted Taxes	66,055.49
PUBLIC SAFETY		Other Revenues, Revenue Sharing Tax Effort	20,440.82	Total Taxes Levied - ABSTRACT	1,227,313.56
Fire Protection	7,116.20	REVENUES TOTAL	1,536,048.81	Total Taxes Billed	1,225,611.47
Police Protection	21,160.82	Prior Years Surplus Appropriated	70,000.00	1972 TAXES COLLECTED	1,135,027.87
Civil Defense & Disaster Control	36.48			1972 Taxes Cancelled, Abated or Adjusted	6,060.92
Environmental Inspection & Control	4,165.43			Transfer to Tax Title Liens or Foreclosed	10,984.29
Other Public Safety				Balance Outstanding Dec. 31, 1972	77,538.39
PUBLIC WORKS		CAPITAL OUTLAY TOTAL		PRIOR YEARS TAXES OUTSTANDING	
Streets and Drainage	113,200.36	Public Enterprises		Balance January 1, 1972	110,772.52
Sewers and Sewage Processing		Recreation—Culture		Collected in 1972	56,724.15
Garbage and Trash Disposal	2,441.76	Public Works		Cancelled, Abated or Adjusted 1972	551.35
Public Buildings and Grounds	6,600.67	Buildings and Grounds		Transfers to Tax Title Liens or Foreclosed	2,377.36
Other Public Works		Library and Education		Balance December 31, 1972	11,119.66
HEALTH and WELFARE		Conservation		TAX TITLE LIENS OUTSTANDING	
Health Services Except Environmental	325.00	All Other		Balance January 1, 1972	42,531.37
Welfare-Public Assistance	30.00	CAPITAL DEBT AUTHORIZED, DECEMBER 31, 1972		Transfers From Taxes	13,722.27
Hospitals, Clinics, First Aid	4,000.00	ISSUED AND UNISSUED GROSS DEBT NET DEBT		Redeemed in 1972	16,958.53
Animal, Insect, & Rodent Control		School 1,149,199		Cancelled, Abated or Adjusted (1972)	
Other Welfare Services		Self-liquidating 2,250	2,250	Transfers to Foreclosed Property	
RECREATION and CONSERVATION		Other 1,151,445	2,250	Balance December 31, 1972	40,255.11
Beaches and Boardwalks		ISSUED AND OUTSTANDING		PROPERTY ACQUIRED BY DEED OR FORECLOSURE	
Parks, Playgrounds, Shade Trees		School 1,149,199.55		Balance January 1, 1972	115,175.20
Land Reclamation & Conservation	50.00	Self-Liquidating		Transfers From Taxes or Liens	
Other Recreational Services	3,410.07	Other		Sale for Cash (1972)	505.20
EDUCATION (excluding schools)		Total 1,149,199.55		Cancelled, Abated or Adjusted (1972)	
Libraries		EQUALIZED VALUATION BASIS FOR NET DEBT COMPUTATION	32,516,425.00	Balance December 31, 1972	118,670.00
Other Educational Services		REAL PROPERTY VALUATIONS		CURRENT FINANCES DECEMBER 31, 1972	
STATUTORY EXPENDITURES		Code Class # of Parcels % VAL'N ASSESSED VALUATION		ASSETS	
Pensions & F. I. C. A.	6,345.85	1 Vacant Land 514 6.64 1,481,551.00		Cash Dec. 31, 1972	664,517.35
Employee Fringe Benefits	2,542.83	2 Residential 1040 65.43 15,501,775.00		Taxes Receivable	88,658.05
Other Statutory Expenditures		3 Farm 138 12.39 2,766,355.00		Tax Title Liens	40,255.11
MUNICIPAL FUNCTIONS TOTAL	232,803.19	4a Commercial 35 3.74 835,140.00		Foreclosed Property	118,670.00
CAPITAL IMPROVEMENTS *MEMO*	5,600.00	4b Industrial 11 7.81 1,742,815.00		Emergencies & Other Deferred Charges	6,197.67
DEBT SERVICE		4c Apartments 2138 Total 22,327,716.00		State Aid Receivable	16,012.00
Principal Payments				Other Receivables	7,980.25
Interest Payments				Total	542,290.43
DEFERRED CHARGES	2,864.93			LIABILITIES, RESERVES, AND SURPLUS	
SCHOOL, COUNTY, SPECIAL DISTRICT TAXES	1,087,437.87	Land Area 25.65 Sq. Miles		Cash Liabilities	436,535.46
RESERVE FOR UNCOLLECTED TAXES	140,158.40	Net Valuation Taxable-Municipal	22,708,525.00	Reserves for Receivables	255,563.41
EMERGENCY EMPLOYMENT ACT OF 1971		Net Valuation Taxable-County	35,527,431.00	Surplus Dec. 31,	250,187.56
EXPENDITURES TOTAL	1,463,304.35	State Equalization Ratio	56.37	Total	542,290.43

1519

Population 1970 319
 Population 1972 325
 S & P Rating
 Moody Rating

General Tax Rate Per \$100. 1.67
 State Equalized Tax Rate 1.39

MANTOLOKING BOROUGH — OCEAN COUNTY
Form of Government:
Borough Council
Number of Members on Governing Body 6

PER CAPITA:
 Gross Debt
 Net Debt
 Debt Service
 Total Tax Levy 1,482.06
 Municipal Expenditures 822.68

PER CENT:
 Gross Debt
 Net Debt
 Tax Levy Collected 98.53
 Tax Levy Cancelled, Abated or Adjusted

EXPENDITURES		REVENUES-REALIZED		1972 PROPERTY TAX	
GENERAL GOVERNMENT				STATE EQUALIZED TAX RATE	
Governing Body & Public Boards	1,000.00	1972 Property Taxes Collected	475,609.50	Local District School Taxes .29	55,505.42
Municipal Clerk	4,000.00	1972 Payments in Lieu of Taxes		Regional & Consolidated School Tax	
Financial Administration	3,350.00	Delinquent Tax & Lien Collections	6,408.45	School Taxes in Municipal Budget	
Assessment of Taxes	1,500.00	Business Personalty Replacement Taxes	896.56	County Taxes .44	151,142.52
Collection of Taxes	4,500.00	Taxes from Public Utilities	28,246.35	County Library Taxes .02	6,401.14
Planning, Housing & Development		Other Miscellaneous Tax Revenues		Local Municipal Purpose Taxes .64	221,493.00
Human Resources		State Aid Revenues	1,507.87	Veteran & Senior Citizen Taxes .01	2,310.00
Elections		Federal Aid Revenues		Total Taxes for Rate Computation 1.40	481,252.48
General Administration (other)	49,325.00	State and Local Fiscal Assistance Act Utilized		Special District Taxes	
JUDICIARY		Sale of Acquired Property	17,200.07	Bank Stock Taxes	
Municipal Courts	6,800.00	Other Miscellaneous Revenues	651.67	Added and Omitted Taxes	2,727.23
PUBLIC SAFETY		Other Revenues, Revenue Sharing Tax Effort	530,520.51	Total Taxes Levied - ABSTRACT	481,665.71
Fire Protection	8,200.00	Total	560,520.51	Total Taxes Billed	482,715.45
Police Protection	55,600.00	Prior Years Surplus Appropriated	30,000.00	1972 TAXES COLLECTED	475,609.50
Civil Defense & Disaster Control		REVENUES TOTAL		1972 Taxes Cancelled, Abated or Adjusted	
Environmental Inspection & Control		CAPITAL OUTLAY TOTAL		Transfer to Tax Title Liens or Foreclosed	
Other Public Safety				Balance Outstanding Dec. 31, 1972	7,105.95
PUBLIC WORKS				PRIOR YEARS TAXES OUTSTANDING	
Streets and Drainage	16,545.00	Public Enterprises		Balance January 1, 1972	6,408.45
Sewers and Sewage Processing	21,000.00	Recreation—Culture		Collected in 1972	6,408.45
Garbage and Trash Disposal	8,800.00	Public Works		Cancelled, Abated or Adjusted 1972	
Public Buildings and Grounds		Buildings and Grounds		Transfers to Tax Title Liens or Foreclosed	
Other Public Works		Library and Education		Balance December 31, 1972	
HEALTH and WELFARE		Conservation		TAX TITLE LIENS OUTSTANDING	
Health Services Except Environmental	750.00	All Other		Balance January 1, 1972	
Welfare-Public Assistance		CAPITAL DEBT AUTHORIZED, DECEMBER 31, 1972		Transfers From Taxes	
Hospitals, Clinics, First Aid	100.00	ISSUED AND UNISSUED GROSS DEBT		Redeemed in 1972	
Animal, Insect, & Rodent Control	700.00	School		Cancelled, Abated or Adjusted (1972)	
Other Welfare Services		Self-liquidating		Transfers to Foreclosed Property	
RECREATION and CONSERVATION		Other		Balance December 31, 1972	
Beaches and Boardwalks		Total		PROPERTY ACQUIRED BY DEED OR FORECLOSURE	
Parks, Playgrounds, Shade Trees		ISSUED AND OUTSTANDING		Balance January 1, 1972	
Land Reclamation & Conservation		School		Transfers From Taxes or Liens	
Other Recreational Services		Self-Liquidating		Sale for Cash (1972)	
EDUCATION (excluding schools)		Other		Cancelled, Abated or Adjusted (1972)	
Libraries		Total		Balance December 31, 1972	
Other Educational Services		EQUALIZED VALUATION BASIS		CURRENT FINANCES DECEMBER 31, 1972	
STATUTORY EXPENDITURES		FOR NET DEBT COMPUTATION	31,285,556.00	ASSETS	
Pensions & F. I. C. A.	14,300.00	REAL PROPERTY VALUATIONS		Cash Dec. 31, 1972	258,850.65
Employee Fringe Benefits		Code Class # of Parcels % VAL'N		Taxes Receivable	7,105.95
Other Statutory Expenditures		1 Vacant Land 134 6.93	1,590,900.00	Tax Title Liens	
MUNICIPAL FUNCTIONS TOTAL	247,670.00	2 Residential 453 92.03	26,437,550.00	Foreclosed Property	
CAPITAL IMPROVEMENTS *MEMO*	40,000.00	3 Farm		Emergencies & Other Deferred Charges	
DEBT SERVICE		4a Commercial 6 1.04	258,200.00	State Aid Receivable	
Principal Payments		4b Industrial		Other Receivables	3,018.35
Interest Payments		4c Apartments		Total	268,574.95
DEFERRED CHARGES	10,000.00	593 Total	28,726,650.00	LIABILITIES, RESERVES, AND SURPLUS	
SCHOOL, COUNTY, SPECIAL DISTRICT TAXES	257,445.48	Land Area .44 Sq. Miles		Cash Liabilities	192,669.95
RESERVE FOR UNCOLLECTED TAXES	5,700.00	Net Valuation Taxable-Municipal	28,880,124.00	Reserves for Receivables	10,124.30
EMERGENCY EMPLOYMENT ACT OF 1971		Net Valuation Taxable-County	30,112,733.00	Surplus Dec. 31,	66,180.70
EXPENDITURES TOTAL	524,815.48	State Equalization Ratio	83.40	Total	268,574.95

0810

Population 1970 9,643
 Population 1972 10,000
 S & P Rating
 Moody Rating

General Tax Rate Per \$100. 5.03
 State Equalized Tax Rate 3.30

MANTUA TOWNSHIP — GLOUCESTER COUNTY

Form of Government:

Township Committee

Number of Members on Governing Body 5

PER CAPITA:

Gross Debt 226.41
 Net Debt 6.49
 Debt Service .80
 Total Tax Levy 190.18
 Municipal Expenditures 54.61

PER CENT:

Gross Debt 4.69
 Net Debt .13
 Tax Levy Collected 95.61
 Tax Levy Cancelled, Abated or Adjusted .53

EXPENDITURES		REVENUES-REALIZED		1972 PROPERTY TAX	
GENERAL GOVERNMENT				STATE EQUALIZED TAX RATE — .89	
Governing Body & Public Boards		1972 Property Taxes Collected	1,821,255.50	Local District School Taxes	516,226.00
Municipal Clerk		1972 Payments in Lieu of Taxes		Regional & Consolidated School Tax	1,008,367.24
Financial Administration	7,600.00	Delinquent Tax & Lien Collections	56,556.71	School Taxes in Municipal Budget	
Assessment of Taxes	4,875.00	Business Personalty Replacement Taxes	27,984.01	County Taxes	207,115.75
Collection of Taxes	7,380.00	Taxes from Public Utilities	162,646.37	County Library Taxes	
Planning, Housing & Development	10,644.00	Other Miscellaneous Tax Revenues		Local Municipal Purpose Taxes	25,620.48
Human Resources		State Aid Revenues	46,003.91	Veteran & Senior Citizen Taxes	58,530.00
Elections		Federal Aid Revenues	31,658.45	Total Taxes for Rate Computation	1,520,259.47
General Administration (other)	64,850.00	State and Local Fiscal Assistance Act Utilized		Special District Taxes	
JUDICIARY		Sale of Acquired Property	24,390.47	Bank Stock Taxes	8,579.52
Municipal Courts	4,050.00	Other Miscellaneous Revenues	41,050.31	Added and Omitted Taxes	31,859.16
PUBLIC SAFETY		Other Revenues, Revenue Sharing Tax Effort	2,211,545.73	Total Taxes Levied - ABSTRACT	1,501,768.15
Fire Protection	32,425.00	REVENUES TOTAL	2,390,517.57	Total Taxes Billed	1,904,831.78
Police Protection	130,014.00	CAPITAL OUTLAY TOTAL	46,152.00	1972 TAXES COLLECTED	1,821,255.50
Civil Defense & Disaster Control	1,600.00	Public Enterprises		1972 Taxes Cancelled, Abated or Adjusted	10,020.30
Environmental Inspection & Control	4,080.00	Recreation—Culture		Transfer to Tax Title Liens or Foreclosed	1,106.30
Other Public Safety		Public Works	46,152.00	Balance Outstanding Dec. 31, 1972	72,449.68
PUBLIC WORKS		Buildings and Grounds		PRIOR YEARS TAXES OUTSTANDING	
Streets and Drainage	83,882.00	Library and Education		Balance January 1, 1972	54,949.79
Sewers and Sewage Processing		Conservation		Collected in 1972	54,080.09
Garbage and Trash Disposal	35,236.00	All Other		Cancelled, Abated or Adjusted 1972	814.50
Public Buildings and Grounds	7,700.00			Transfers to Tax Title Liens or Foreclosed	55.20
Other Public Works	1,570.00			Balance December 31, 1972	
HEALTH and WELFARE				TAX TITLE LIENS OUTSTANDING	
Health Services Except Environmental	1,700.00			Balance January 1, 1972	5,624.08
Welfare-Public Assistance	2,000.00			Transfers From Taxes	1,171.62
Hospitals, Clinics, First Aid				Redeemed in 1972	2,476.62
Animal, Insect, & Rodent Control	1,325.00			Cancelled, Abated or Adjusted (1972)	
Other Welfare Services				Transfers to Foreclosed Property	
RECREATION and CONSERVATION				Balance December 31, 1972	4,319.08
Beaches and Boardwalks				PROPERTY ACQUIRED BY DEED OR FORECLOSURE	
Parks, Playgrounds, Shade Trees				Balance January 1, 1972	55,500.00
Land Reclamation & Conservation				Transfers From Taxes or Liens	
Other Recreational Services	1,200.00			Sale for Cash (1972)	
EDUCATION (excluding schools)				Cancelled, Abated or Adjusted (1972)	
Libraries				Balance December 31, 1972	55,500.00
Other Educational Services				CURRENT FINANCES DECEMBER 31, 1972	
STATUTORY EXPENDITURES				ASSETS	
Pensions & F. I. C. A.	17,032.00			Cash Dec. 31, 1972	454,422.15
Employee Fringe Benefits	8,950.00			Taxes Receivable	72,449.68
Other Statutory Expenditures				Tax Title Liens	4,319.08
MUNICIPAL FUNCTIONS TOTAL	428,113.00			Foreclosed Property	55,500.00
CAPITAL IMPROVEMENTS *MEMO*	10,000.00			Emergencies & Other Deferred Charges	13,432.13
DEBT SERVICE				State Aid Receivable	5,000.00
Principal Payments	8,000.00			Other Receivables	60,811.35
Interest Payments				Total	705,534.39
DEFERRED CHARGES	4,363.10			LIABILITIES, RESERVES, AND SURPLUS	
SCHOOL, COUNTY, SPECIAL DISTRICT TAXES	1,831,708.55			Cash Liabilities	230,494.45
RESERVE FOR UNCOLLECTED TAXES	75,377.04			Reserves for Receivables	233,080.11
EMERGENCY EMPLOYMENT ACT OF 1971	30,289.67			Surplus Dec. 31,	242,355.83
EXPENDITURES TOTAL	2,377,852.00			Total	705,534.39

1971/3000

▽

1811

Population 1970 13,029
 Population 1972 13,325
 S & P Rating
 Moody Rating BAA-1

General Tax Rate Per \$100. 11.43
 State Equalized Tax Rate 3.24

MANVILLE BOROUGH — SOMERSET COUNTY
 Form of Government:
 Borough Council
 Number of Members on Governing Body 6

PER CAPITA:
 Gross Debt 422.77
 Net Debt 156.86
 Debt Service 11.10
 Total Tax Levy 266.85
 Municipal Expenditures 119.79

PER CENT:
 Gross Debt 5.72
 Net Debt 2.12
 Tax Levy Collected 94.65
 Tax Levy Cancelled, Abated or Adjusted .09

EXPENDITURES		REVENUES-REALIZED		1972 PROPERTY TAX	
GENERAL GOVERNMENT				STATE EQUALIZED TAX RATE 2.31	
Governing Body & Public Boards		1972 Property Taxes Collected	3,365,412.07	Local District School Taxes	2,565,041.36
Municipal Clerk		1972 Payments in Lieu of Taxes		Regional & Consolidated School Tax	
Financial Administration	21,625.00	Delinquent Tax & Lien Collections	164,763.62	School Taxes in Municipal Budget	
Assessment of Taxes	7,585.00	Business Personalty Replacement Taxes	540,277.95	County Taxes	558,812.33
Collection of Taxes	23,850.00	Taxes from Public Utilities	140,144.54	County Library Taxes	
Planning, Housing & Development	9,800.00	Other Miscellaneous Tax Revenues		Local Municipal Purpose Taxes	407,602.13
Human Resources		State Aid Revenues	55,958.71	Veteran & Senior Citizen Taxes	74,520.00
Elections	2,000.00	Federal Aid Revenues	60,000.00	Total Taxes for Rate Computation	3,605,975.82
General Administration (other)	120,450.00	State and Local Fiscal Assistance Act Utilized		Special District Taxes	
JUDICIARY		Sale of Acquired Property	23,600.00	Bank Stock Taxes	12,865.71
Municipal Courts	8,875.00	Other Miscellaneous Revenues	124,336.03	Added and Omitted Taxes	11,514.95
PUBLIC SAFETY		Other Revenues, Revenue Sharing Tax Effort	32,505.67	Total Taxes Levied - ABSTRACT	3,555,840.48
Fire Protection	28,000.00	Total	4,510,998.59	Total Taxes Billed	3,555,686.28
Police Protection	257,800.00	Prior Years Surplus Appropriated	165,000.00	1972 TAXES COLLECTED	3,365,412.07
Civil Defense & Disaster Control	2,700.00	REVENUES TOTAL	4,675,998.59	1972 Taxes Cancelled, Abated or Adjusted	2,326.50
Environmental Inspection & Control	5,000.00	CAPITAL OUTLAY TOTAL	171,285.35	Transfer to Tax Title Liens or Foreclosed	3,621.94
Other Public Safety				Balance Outstanding Dec. 31, 1972	183,125.77
PUBLIC WORKS				PRIOR YEARS TAXES OUTSTANDING	
Streets and Drainage	217,400.00	Public Enterprises	104,359.18	Balance January 1, 1972	162,537.76
Sewers and Sewage Processing	87,400.00	Recreation—Culture		Collected in 1972	156,477.51
Garbage and Trash Disposal	73,500.00	Public Works	59,503.67	Cancelled, Abated or Adjusted 1972	
Public Buildings and Grounds	18,345.00	Buildings and Grounds	7,422.50	Transfers to Tax Title Liens or Foreclosed	826.65
Other Public Works	9,650.00	Library and Education		Balance December 31, 1972	5,233.22
HEALTH and WELFARE		Conservation		TAX TITLE LIENS OUTSTANDING	
Health Services Except Environmental	19,885.00	All Other		Balance January 1, 1972	12,289.18
Welfare-Public Assistance	8,800.00	CAPITAL DEBT AUTHORIZED, DECEMBER 31, 1972		Transfers From Taxes	4,735.95
Hospitals, Clinics, First Aid	2,000.00	ISSUED AND UNISSUED		Redeemed in 1972	6,285.71
Animal, Insect, & Rodent Control	2,409.00	School	2,516,000	Cancelled, Abated or Adjusted (1972)	
Other Welfare Services		Self-liquidating	839,000	Transfers to Foreclosed Property	
RECREATION and CONSERVATION		Other	2,278,426	Balance December 31, 1972	8,743.46
Beaches and Boardwalks		Total	5,633,426	PROPERTY ACQUIRED BY DEED OR FORECLOSURE	
Parks, Playgrounds, Shade Trees	56,150.00	ISSUED AND OUTSTANDING		Balance January 1, 1972	129,416.66
Land Reclamation & Conservation		School	2,516,000.00	Transfers From Taxes or Liens	
Other Recreational Services	1,800.00	Self-liquidating	554,000.00	Sale for Cash (1972)	23,600.00
EDUCATION (excluding schools)		Other	2,141,000.00	Cancelled, Abated or Adjusted (1972)	
Libraries	42,000.00	Total	5,211,000.00	Balance December 31, 1972	105,816.66
Other Educational Services		EQUALIZED VALUATION BASIS		CURRENT FINANCES DECEMBER 31, 1972	
STATUTORY EXPENDITURES		FOR NET DEBT COMPUTATION	98,466,526.67	ASSETS	
Pensions & F. I. C. A.	73,800.00	REAL PROPERTY VALUATIONS		Cash Dec. 31, 1972	356,112.14
Employee Fringe Benefits	36,000.00	Code Class # of Parcels % VAL'N		Taxes Receivable	188,358.99
Other Statutory Expenditures		1 Vacant Land 392 1.18	370,100.00	Tax Title Liens	8,743.46
MUNICIPAL FUNCTIONS		2 Residential 3027 73.60	23,071,125.00	Foreclosed Property	105,816.66
CAPITAL IMPROVEMENTS		3 Farm		Emergencies & Other Deferred Charges	251,909.00
DEBT SERVICE		4a Commercial 137 8.97	2,610,700.00	State Aid Receivable	44,584.00
Principal Payments	45,000.00	4b Industrial 11 15.94	4,597,800.00	Other Receivables	20,851.06
Interest Payments	102,500.00	4c Apartments 5 .31	55,850.00	Total	1,016,775.31
DEFERRED CHARGES		3572 Total	31,345,575.00	LIABILITIES, RESERVES, AND SURPLUS	
SCHOOL, COUNTY, SPECIAL DISTRICT TAXES	80,500.00	Land Area 2.50 Sq. Miles		Cash Liabilities	352,403.53
RESERVE FOR UNCOLLECTED TAXES	2,123,853.65	Net Valuation Taxable-Municipal	31,572,018.00	Reserves for Receivables	323,770.17
EMERGENCY EMPLOYMENT ACT OF 1971	230,514.07	Net Valuation Taxable-County	113,563,431.00	Surplus Dec. 31,	300,601.61
EXPENDITURES		State Equalization Ratio	28.39	Total	1,016,775.31
TOTAL	4,715,991.76				

1971/3000

0319

Population 1970 **16,464**
 Population 1972 **18,050**
 S & P Rating **BBB**
 Moody Rating **BAA**

General Tax Rate Per \$100. **3.57**
 State Equalized Tax Rate **3.44**

MAPLE SHADE TOWNSHIP — BURLINGTON CO.

Form of Government:

Township Committee

Number of Members on Governing Body 5

PER CAPITA:

Gross Debt **437.00**
 Net Debt **143.07**
 Debt Service **4.93**
 Total Tax Levy **194.99**
 Municipal Expenditures **78.39**

PER CENT:

Gross Debt **9.03**
 Net Debt **2.96**
 Tax Levy Collected **95.80**
 Tax Levy Cancelled, Abated or Adjusted **.98**

EXPENDITURES		REVENUES-REALIZED		1972 PROPERTY TAX	
GENERAL GOVERNMENT				STATE EQUALIZED TAX RATE 3.44	
Governing Body & Public Boards		1972 Property Taxes Collected	3,412,854.25	Local District School Taxes	2.37
Municipal Clerk		1972 Payments in Lieu of Taxes		Regional & Consolidated School Tax	
Financial Administration	11,350.00	Delinquent Tax & Lien Collections	107,773.81	School Taxes in Municipal Budget	
Assessment of Taxes	6,550.00	Business Personalty Replacement Taxes	66,260.71	County Taxes	.58
Collection of Taxes	41,030.00	Taxes from Public Utilities	218,242.23	County Library Taxes	.02
Planning, Housing & Development	9,650.00	Other Miscellaneous Tax Revenues		Local Municipal Purpose Taxes	.37
Human Resources		State Aid Revenues	65,654.59	Veteran & Senior Citizen Taxes	.10
Elections	3,400.00	Federal Aid Revenues	50,879.51	Total Taxes for Rate Computation	3.44
General Administration (other)	71,255.00	State and Local Fiscal Assistance Act Utilized	45,911.00	Special District Taxes	
JUDICIARY		Sale of Acquired Property		Bank Stock Taxes	7,400.83
Municipal Courts	9,700.00	Other Miscellaneous Revenues	31,962.75	Added and Omitted Taxes	34,296.49
PUBLIC SAFETY		Other Revenues, Revenue Sharing Tax Effort	58,646.57	Total Taxes Levied - ABSTRACT	3,519,636.73
Fire Protection	27,100.00	Total	4,058,225.82	Total Taxes Billed	2,562,580.16
Police Protection	**284,080.00	Prior Years Surplus Appropriated	489,689.57	1972 TAXES COLLECTED	2,412,854.25
Civil Defense & Disaster Control	5,000.00	REVENUES TOTAL	4,547,915.79	1972 Taxes Cancelled, Abated or Adjusted	34,764.77
Environmental Inspection & Control	4,500.00	CAPITAL OUTLAY TOTAL	250,771.08	Transfer to Tax Title Liens or Foreclosed	2,516.42
Other Public Safety				Balance Outstanding Dec. 31, 1972	112,044.72
PUBLIC WORKS				PRIOR YEARS TAXES OUTSTANDING	
Streets and Drainage	**195,738.00	Public Enterprises	8,296.21	Balance January 1, 1972	107,576.66
Sewers and Sewage Processing		Recreation—Culture		Collected in 1972	99,125.10
Garbage and Trash Disposal	**112,686.00	Public Works	282,474.87	Cancelled, Abated or Adjusted 1972	1,487.08
Public Buildings and Grounds	10,550.00	Buildings and Grounds		Transfers to Tax Title Liens or Foreclosed	47.00
Other Public Works		Library and Education		Balance December 31, 1972	6,917.48
HEALTH and WELFARE		Conservation		TAX TITLE LIENS OUTSTANDING	
Health Services Except Environmental	8,400.00	All Other		Balance January 1, 1972	29,598.07
Welfare-Public Assistance	2,800.00	CAPITAL DEBT AUTHORIZED, DECEMBER 31, 1972		Transfers From Taxes	2,963.42
Hospitals, Clinics, First Aid		ISSUED AND UNISSUED		Redeemed in 1972	8,648.71
Animal, Insect, & Rodent Control	1,250.00	School	5,327,000	Cancelled, Abated or Adjusted (1972)	
Other Welfare Services		Self-liquidating	1,258,000	Transfers to Foreclosed Property	
RECREATION and CONSERVATION		Other	1,302,795	Balance December 31, 1972	23,512.78
Beaches and Boardwalks		Total	7,887,795	PROPERTY ACQUIRED BY DEED OR FORECLOSURE	
Parks, Playgrounds, Shade Trees	52,200.00	ISSUED AND OUTSTANDING		Balance January 1, 1972	17,792.87
Land Reclamation & Conservation		School	4,858,000.00	Transfers From Taxes or Liens	
Other Recreational Services	2,010.00	Self-Liquidating	1,201,000.00	Sale for Cash (1972)	
EDUCATION (excluding schools)		Other	870,200.00	Cancelled, Abated or Adjusted (1972)	
Libraries	13,650.00	Total	6,965,200.00	Balance December 31, 1972	17,792.87
Other Educational Services		EQUALIZED VALUATION BASIS		CURRENT FINANCES DECEMBER 31, 1972	
STATUTORY EXPENDITURES		FOR NET DEBT COMPUTATION	87,310,198.00	ASSETS	
Pensions & F. I. C. A.	52,350.00	REAL PROPERTY VALUATIONS		Cash Dec. 31, 1972	859,342.67
Employee Fringe Benefits	12,400.00	Code Class # of Parcels % VAL'N		Taxes Receivable	118,962.20
Other Statutory Expenditures		1 Vacant Land 219 4.37	3,503,989.00	Tax Title Liens	23,912.78
MUNICIPAL FUNCTIONS	937,645.00	2 Residential 3782 66.36	59,284,735.00	Foreclosed Property	17,792.87
CAPITAL IMPROVEMENTS	*MEMO*	3 Farm 3 .01	5,830.00	Emergencies & Other Deferred Charges	49,658.65
DEBT SERVICE		4a Commercial 181 14.26	12,742,060.00	State Aid Receivable	27,373.26
Principal Payments	54,000.00	4b Industrial 25 2.28	2,035,200.00	Other Receivables	20,803.78
Interest Payments	35,000.00	4c Apartments 26 12.72	11,364,045.00	Total	1,117,846.21
DEFERRED CHARGES	32,348.62	4236 Total	89,335,859.00	LIABILITIES, RESERVES, AND SURPLUS	
SCHOOL, COUNTY, SPECIAL DISTRICT TAXES	3,085,495.24	Land Area 3.72 Sq. Miles		Cash Liabilities	226,144.39
RESERVE FOR UNCOLLECTED TAXES	250,807.00	Net Valuation Taxable-Municipal	90,226,715.00	Reserves for Receivables	181,471.63
EMERGENCY EMPLOYMENT ACT OF 1971	65,119.00	Net Valuation Taxable-County	98,024,942.00	Surplus Dec. 31,	710,230.19
EXPENDITURES	4,504,418.86	State Equalization Ratio	86.70	Total	1,117,846.21

1971/3000

0711

Population 1970 24,932
 Population 1972 24,865
 S & P Rating AA
 Moody Rating AA

General Tax Rate Per \$100. 6.41
 State Equalized Tax Rate 5.01

MAPLEWOOD TOWNSHIP — ESSEX COUNTY
 Form of Government:
 Township Committee
 Number of Members on Governing Body 5

PER CAPITA:
 Gross Debt 495.30
 Net Debt 224.86
 Debt Service 4.09
 Total Tax Levy 527.53
 Municipal Expenditures 188.55

PER CENT:
 Gross Debt 4.98
 Net Debt 2.26
 Tax Levy Collected 97.97
 Tax Levy Cancelled, Abated or Adjusted .28

EXPENDITURES		REVENUES-REALIZED		1972 PROPERTY TAX	
GENERAL GOVERNMENT		1972 Property Taxes Collected		STATE EQUALIZED TAX RATE	
Governing Body & Public Boards		12,879,924.54		Local District School Taxes 2.39	
Municipal Clerk		14,532.19		Regional & Consolidated School Tax	
Financial Administration	17,149.28	212,736.35		School Taxes in Municipal Budget	
Assessment of Taxes	33,350.50	181,189.58		County Taxes 1.32	
Collection of Taxes	44,179.57	379,171.20		County Library Taxes	
Planning, Housing & Development	7,630.19	116,746.51		Local Municipal Purpose Taxes 1.25	
Human Resources	5,000.00	123,597.85		Veteran & Senior Citizen Taxes .06	
Elections		54,942.22		Total Taxes for Rate Computation 5.02	
General Administration (other)	281,217.38	13,962,840.84		Special District Taxes	
JUDICIARY		600,000.00		Bank Stock Taxes	
Municipal Courts	17,760.11	14,562,840.84		Added and Omitted Taxes	
PUBLIC SAFETY		105,436.06		Total Taxes Levied - ABSTRACT	
Fire Protection	755,521.87	22,837.16		Total Taxes Billed	
Police Protection	825,142.27	790.16		1972 TAXES COLLECTED	
Civil Defense & Disaster Control	13,647.67	917.58		1972 Taxes Cancelled, Abated or Adjusted	
Environmental Inspection & Control	36,837.79	77,675.00		Transfer to Tax Title Liens or Foreclosed	
Other Public Safety		3,216.16		Balance Outstanding Dec. 31, 1972	
PUBLIC WORKS				PRIOR YEARS TAXES OUTSTANDING	
Streets and Drainage	366,773.78			Balance January 1, 1972	
Sewers and Sewage Processing	102,143.22			Collected in 1972	
Garbage and Trash Disposal	13,000.00			Cancelled, Abated or Adjusted 1972	
Public Buildings and Grounds	146,582.43			Transfers to Tax Title Liens or Foreclosed	
Other Public Works	183,123.15			Balance December 31, 1972	
HEALTH and WELFARE				TAX TITLE LIENS OUTSTANDING	
Health Services Except Environmental	101,228.54			Balance January 1, 1972	
Welfare-Public Assistance	11,688.34			Transfers From Taxes	
Hospitals, Clinics, First Aid				Redeemed in 1972	
Animal, Insect, & Rodent Control				Cancelled, Abated or Adjusted (1972)	
Other Welfare Services				Transfers to Foreclosed Property	
RECREATION and CONSERVATION				Balance December 31, 1972	
Beaches and Boardwalks				PROPERTY ACQUIRED BY DEED OR	
Parks, Playgrounds, Shade Trees	201,611.65			FORECLOSURE	
Land Reclamation & Conservation				Balance January 1, 1972	
Other Recreational Services	101,817.14			Transfers From Taxes or Liens	
EDUCATION (excluding schools)				Sale for Cash (1972)	
Libraries	238,523.12			Cancelled, Abated or Adjusted (1972)	
Other Educational Services				Balance December 31, 1972	
STATUTORY EXPENDITURES				CURRENT FINANCES DECEMBER 31, 1972	
Pensions & F. I. C. A.	378,080.19			ASSETS	
Employee Fringe Benefits	93,023.54			Cash Dec. 31, 1972	
Other Statutory Expenditures				Taxes Receivable	
MUNICIPAL FUNCTIONS				Tax Title Liens	
CAPITAL IMPROVEMENTS	164,700.00			Foreclosed Property	
DEBT SERVICE				Emergencies & Other Deferred Charges	
Principal Payments	67,000.00			State Aid Receivable	
Interest Payments	34,803.19			Other Receivables	
DEFERRED CHARGES				Total	
SCHOOL, COUNTY, SPECIAL DISTRICT TAXES	27,274.04			LIABILITIES, RESERVES, AND SURPLUS	
RESERVE FOR UNCOLLECTED TAXES	9,772,349.56			Cash Liabilities	
EMERGENCY EMPLOYMENT ACT OF 1971	542,862.85			Reserves for Receivables	
EXPENDITURES				Surplus Dec. 31,	
TOTAL	14,461,722.21			Total	

0116

Population 1970 10,576
 Population 1972 10,625
 S & P Rating BBB
 Moody Rating BAA

General Tax Rate Per \$100. 3.13
 State Equalized Tax Rate 2.81

MARGATE CITY - ATLANTIC COUNTY

Form of Government:

Commission (1911)

Number of Members on Governing Body 3

PER CAPITA:

Gross Debt 190.18
 Net Debt 80.91
 Debt Service 28.19
 Total Tax Levy 374.89
 Municipal Expenditures 210.19

PER CENT:

Gross Debt 1.56
 Net Debt .66
 Tax Levy Collected 96.73
 Tax Levy Cancelled, Abated or Adjusted .95

EXPENDITURES		REVENUES-REALIZED		1972 PROPERTY TAX	
GENERAL GOVERNMENT				STATE EQUALIZED TAX RATE 1.00	
Governing Body & Public Boards		1972 Property Taxes Collected 3,854,320.15		Local District School Taxes	1,430,474.50
Municipal Clerk	6,635.00	1972 Payments in Lieu of Taxes		Regional & Consolidated School Tax	
Financial Administration	8,000.00	Delinquent Tax & Lien Collections 78,943.49		School Taxes in Municipal Budget	.06 52,400.00
Assessment of Taxes	15,644.79	Business Personalty Replacement Taxes 41,292.46		County Taxes	.77 1,091,137.23
Collection of Taxes	37,549.45	Taxes from Public Utilities 165,802.17		County Library Taxes	.02 21,442.74
Planning, Housing & Development	4,900.00	Other Miscellaneous Tax Revenues 11,120.54		Local Municipal Purpose Taxes	.91 1,298,510.42
Human Resources		State Aid Revenues 47,873.61		Veteran & Senior Citizen Taxes	.05 75,350.00
Elections	2,050.00	Federal Aid Revenues 72,367.26		Total Taxes for Rate Computation	2.81 4,009,314.89
General Administration (other)	151,395.39	State and Local Fiscal Assistance Act Utilized		Special District Taxes	
JUDICIARY		Sale of Acquired Property 275,000.00		Bank Stock Taxes	9,246.72
Municipal Courts	15,613.21	Other Miscellaneous Revenues 149,614.87		Added and Omitted Taxes	39,944.34
PUBLIC SAFETY		Other Revenues, Revenue Sharing Tax Effort 55,182.26		Total Taxes Levied - ABSTRACT	3,983,155.95
Fire Protection	234,961.66	Total 4,751,516.81		Total Taxes Billed	3,984,715.95
Police Protection	366,888.76	Prior Years Surplus Appropriated 220,000.00		1972 TAXES COLLECTED	3,854,320.15
Civil Defense & Disaster Control	100.00	REVENUES TOTAL 4,971,516.81		1972 Taxes Cancelled, Abated or Adjusted	37,858.55
Environmental Inspection & Control	17,594.00	CAPITAL OUTLAY TOTAL 525,564.53		Transfer to Tax Title Liens or Foreclosed	3,671.52
Other Public Safety				Balance Outstanding Dec. 31, 1972	88,865.73
PUBLIC WORKS				PRIOR YEARS TAXES OUTSTANDING	
Streets and Drainage	197,341.25	Public Enterprises		Balance January 1, 1972	81,240.68
Sewers and Sewage Processing	73,692.01	Recreation—Culture		Collected in 1972	78,943.49
Garbage and Trash Disposal	115,568.25	Public Works 136,066.23		Cancelled, Abated or Adjusted 1972	
Public Buildings and Grounds	17,833.07	Buildings and Grounds 4,271.80		Transfers to Tax Title Liens or Foreclosed	2,297.19
Other Public Works		Library and Education 385,226.50		Balance December 31, 1972	
HEALTH and WELFARE		Conservation		TAX TITLE LIENS OUTSTANDING	
Health Services Except Environmental	2,336.79	All Other		Balance January 1, 1972	1,918.49
Welfare-Public Assistance	1,928.13	CAPITAL DEBT AUTHORIZED, DECEMBER 31, 1972		Transfers From Taxes	6,253.22
Hospitals, Clinics, First Aid	6,000.00	ISSUED AND UNISSUED GROSS DEBT NET DEBT		Redeemed in 1972	
Animal, Insect, & Rodent Control	1,200.00	School 1,020,000		Cancelled, Abated or Adjusted (1972)	
Other Welfare Services		Self-liquidating 141,000		Transfers to Foreclosed Property	
RECREATION and CONSERVATION		Other 859,700 859,700		Balance December 31, 1972	8,171.71
Beaches and Boardwalks	62,300.00	Total 2,020,700 859,700		PROPERTY ACQUIRED BY DEED OR FORECLOSURE	
Parks, Playgrounds, Shade Trees	57,580.00	ISSUED AND OUTSTANDING		Balance January 1, 1972	398,082.50
Land Reclamation & Conservation		School 1,020,000.00		Transfers From Taxes or Liens	
Other Recreational Services		Self-Liquidating 141,000.00		Sale for Cash (1972)	275,000.00
EDUCATION (excluding schools)		Other 859,000.00		Cancelled, Abated or Adjusted (1972)	
Libraries	11,000.00	Total 2,020,000.00		Balance December 31, 1972	123,082.50
Other Educational Services		EQUALIZED VALUATION BASIS FOR NET DEBT COMPUTATION 129,431,588.67		CURRENT FINANCES DECEMBER 31, 1972	
STATUTORY EXPENDITURES		REAL PROPERTY VALUATIONS		ASSETS	
Pensions & F. I. C. A.	109,775.21	Code Class # of Parcels % VAL'N		Cash Dec. 31, 1972	833,520.22
Employee Fringe Benefits	40,250.00	1 Vacant Land 992 3.97		Taxes Receivable	88,865.73
Other Statutory Expenditures		2 Residential 4223 83.59		Tax Title Liens	8,171.71
MUNICIPAL FUNCTIONS TOTAL 1,562,536.57		3 Farm		Foreclosed Property	123,082.50
CAPITAL IMPROVEMENTS *MEMO* 61,001.25		4a Commercial 145 6.03		Emergencies & Other Deferred Charges	65,367.01
DEBT SERVICE		4b Industrial		State Aid Receivable	33,280.19
Principal Payments	242,000.00	4c Apartments 54 6.41		Other Receivables	4,360.49
Interest Payments	57,541.25	5414 Total 127,516,270.00		Total	1,156,647.85
TYPE I SCHL DEBT *MEMC	92,400.00	Land Area 1.40 Sq. Miles		LIABILITIES, RESERVES, AND SURPLUS	
DEFERRED CHARGES	52,817.31	Net Valuation Taxable-Municipal 128,241,320.00		Cash Liabilities	373,372.69
SCHOOL, COUNTY, SPECIAL DISTRICT TAXES	2,635,454.47	Net Valuation Taxable-County 129,652,854.00		Reserves for Receivables	224,480.43
RESERVE FOR UNCOLLECTED TAXES	223,699.89	State Equalization Ratio 90.06		Surplus Dec. 31,	558,794.73
EMERGENCY EMPLOYMENT ACT OF 1971	94,706.32			Total	1,156,647.85
EXPENDITURES TOTAL 4,868,756.21					

1971/3000

* ABOVE DEBT SERVICE INCLUDES TYPE I SCHL DEBT

1328

Population 1970 12,273
 Population 1972 13,220
 S & P Rating BBB
 Moody Rating

General Tax Rate Per \$100. 4.24
 State Equalized Tax Rate 4.11

MARLBORO TOWNSHIP — MONMOUTH COUNTY

Form of Government:

Council-Manager Plan E (OMCL50)

Number of Members on Governing Body 5

PER CAPITA:

Gross Debt 544.64
 Net Debt 128.11
 Debt Service 6.71
 Total Tax Levy 420.43
 Municipal Expenditures 125.79

PER CENT:

Gross Debt 6.70
 Net Debt 1.58
 Tax Levy Collected 55.83
 Tax Levy Cancelled, Abated or Adjusted 4.7

EXPENDITURES		REVENUES-REALIZED		1972 PROPERTY TAX	
GENERAL GOVERNMENT				STATE EQUALIZED TAX RATE ↓	
Governing Body & Public Boards		1972 Property Taxes Collected	5,326,491.58	Local District School Taxes 2.06	2,605,669.00
Municipal Clerk		1972 Payments in Lieu of Taxes		Regional & Consolidated School Tax .75	1,001,415.86
Financial Administration	30,300.00	Delinquent Tax & Lien Collections	235,687.84	School Taxes in Municipal Budget	
Assessment of Taxes	17,500.00	Business Personality Replacement Taxes	32,641.64	County Taxes .61	767,209.05
Collection of Taxes	19,100.00	Taxes from Public Utilities	244,765.35	County Library Taxes .02	28,525.93
Planning, Housing & Development	48,328.00	Other Miscellaneous Tax Revenues		Local Municipal Purpose Taxes .59	747,565.91
Human Resources	5,822.00	State Aid Revenues	48,058.07	Veteran & Senior Citizen Taxes .03	35,880.00
Elections	2,050.00	Federal Aid Revenues	28,105.15	Total Taxes for Rate Computation 4.10	5,191,065.75
General Administration (other)	237,800.00	State and Local Fiscal Assistance Act Utilized		Special District Taxes	167,950.00
JUDICIARY		Sale of Acquired Property		Bank Stock Taxes	1,565.15
Municipal Courts	28,500.00	Other Miscellaneous Revenues	183,660.71	Added and Omitted Taxes	237,342.66
PUBLIC SAFETY		Other Revenues, Revenue Sharing Tax Effort	94,611.66	Total Taxes Levied - ABSTRACT	5,558,047.60
Fire Protection		Total	6,194,022.00	Total Taxes Billed	5,558,059.38
Police Protection	370,000.00	Prior Years Surplus Appropriated	100,000.00	1972 TAXES COLLECTED	5,326,491.58
Civil Defense & Disaster Control	500.00	REVENUES TOTAL	6,294,022.00	1972 Taxes Cancelled, Abated or Adjusted	25,598.94
Environmental Inspection & Control	16,500.00	CAPITAL OUTLAY TOTAL	14,349.71	Transfer to Tax Title Liens or Foreclosed	14,803.24
Other Public Safety				Balance Outstanding Dec. 31, 1972	150,765.62
PUBLIC WORKS				PRIOR YEARS TAXES OUTSTANDING	
Streets and Drainage	217,000.00	Public Enterprises		Balance January 1, 1972	255,253.07
Sewers and Sewage Processing		Recreation—Culture		Collected in 1972	205,240.10
Garbage and Trash Disposal	1,200.00	Public Works	14,349.71	Cancelled, Abated or Adjusted 1972	8,427.27
Public Buildings and Grounds	21,400.00	Buildings and Grounds		Transfers to Tax Title Liens or Foreclosed	2,916.48
Other Public Works		Library and Education		Balance December 31, 1972	38,669.22
HEALTH and WELFARE		Conservation		TAX TITLE LIENS OUTSTANDING	
Health Services Except Environmental	5,500.00	All Other		Balance January 1, 1972	103,787.72
Welfare-Public Assistance	4,750.00			Transfers From Taxes	18,101.05
Hospitals, Clinics, First Aid	20,000.00			Redeemed in 1972	26,447.74
Animal, Insect, & Rodent Control	500.00			Cancelled, Abated or Adjusted (1972)	
Other Welfare Services	5,000.00			Transfers to Foreclosed Property	
RECREATION and CONSERVATION				Balance December 31, 1972	55,441.07
Beaches and Boardwalks				PROPERTY ACQUIRED BY DEED OR FORECLOSURE	
Parks, Playgrounds, Shade Trees	4,000.00			Balance January 1, 1972	45,680.00
Land Reclamation & Conservation	3,000.00			Transfers From Taxes or Liens	
Other Recreational Services	43,000.00			Sale for Cash (1972)	
EDUCATION (excluding schools)				Cancelled, Abated or Adjusted (1972)	
Libraries	300.00			Balance December 31, 1972	45,680.00
Other Educational Services				CURRENT FINANCES DECEMBER 31, 1972	
STATUTORY EXPENDITURES				ASSETS	
Pensions & F. I. C. A.	38,680.00			Cash Dec. 31, 1972	3,149,089.26
Employee Fringe Benefits				Taxes Receivable	225,434.84
Other Statutory Expenditures				Tax Title Liens	55,441.07
MUNICIPAL FUNCTIONS				Foreclosed Property	45,680.00
CAPITAL IMPROVEMENTS	1,141,130.00			Emergencies & Other Deferred Charges	60,716.13
DEBT SERVICE				State Aid Receivable	120,535.29
Principal Payments	50,000.00			Other Receivables	5,274.91
Interest Payments	38,687.50			Total	3,706,571.50
DEFERRED CHARGES				LIABILITIES, RESERVES, AND SURPLUS	
SCHOOL, COUNTY, SPECIAL DISTRICT TAXES	4,571,169.84			Cash Liabilities	2,571,338.85
RESERVE FOR UNCOLLECTED TAXES	345,327.55			Reserves for Receivables	375,830.82
EMERGENCY EMPLOYMENT ACT OF 1971	28,151.84			Surplus Dec. 31,	759,401.83
EXPENDITURES TOTAL	6,234,057.96			Total	3,706,571.50

1329

Population 1970 9,136
 Population 1972 9,460
 S & P Rating BBB
 Moody Rating BAA

General Tax Rate Per \$100. 3.88
 State Equalized Tax Rate 3.72

MATAWAN BOROUGH — MONMOUTH COUNTY
 Form of Government:
 Borough Council
 Number of Members on Governing Body 6

PER CAPITA:
 Gross Debt 535.62
 Net Debt 70.71
 Debt Service 5.32
 Total Tax Levy 285.21
 Municipal Expenditures 124.85

PER CENT:
 Gross Debt 7.84
 Net Debt 1.03
 Tax Levy Collected 94.71
 Tax Levy Cancelled, Abated or Adjusted .32

EXPENDITURES		REVENUES-REALIZED		1972 PROPERTY TAX	
GENERAL GOVERNMENT		150.00		STATE EQUALIZED TAX RATE	
Governing Body & Public Boards	150.00	1972 Property Taxes Collected		Local District School Taxes	
Municipal Clerk		2,555,319.04		Regional & Consolidated School Tax 2.15	
Financial Administration	10,050.30	1972 Payments in Lieu of Taxes		School Taxes in Municipal Budget	
Assessment of Taxes	4,860.00	102,194.84		County Taxes .60	
Collection of Taxes	5,800.00	Business Personalty Replacement Taxes		County Library Taxes	
Planning, Housing & Development	8,625.00	27,288.57		Local Municipal Purpose Taxes .91	
Human Resources	250.00	Taxes from Public Utilities		Veteran & Senior Citizen Taxes .05	
Elections	1,770.00	173,942.92		Total Taxes for Rate Computation 3.71	
General Administration (other)	123,410.00	Other Miscellaneous Tax Revenues		Special District Taxes	
JUDICIARY		37,633.00		Bank Stock Taxes	
Municipal Courts	9,525.00	State Aid Revenues		Added and Omitted Taxes	
PUBLIC SAFETY		51,263.48		Total Taxes Levied - ABSTRACT	
Fire Protection	30,150.00	Federal Aid Revenues		Total Taxes Billed	
Police Protection	315,323.00	State and Local Fiscal Assistance Act Utilized		1972 TAXES COLLECTED	
Civil Defense & Disaster Control	1,113.00	Sale of Acquired Property		1972 Taxes Cancelled, Abated or Adjusted	
Environmental Inspection & Control	2,800.00	Other Miscellaneous Revenues		Transfer to Tax Title Liens or Foreclosed	
Other Public Safety		47,877.04		Balance Outstanding Dec. 31, 1972	
PUBLIC WORKS		3,019,650.14		PRIOR YEARS TAXES OUTSTANDING	
Streets and Drainage	142,270.00	Other Revenues, Revenue Sharing Tax Effort		Balance January 1, 1972	
Sewers and Sewage Processing		100,000.00		Collected in 1972	
Garbage and Trash Disposal	71,930.00	Prior Years Surplus Appropriated		Cancelled, Abated or Adjusted 1972	
Public Buildings and Grounds	27,050.00	REVENUES TOTAL		Transfers to Tax Title Liens or Foreclosed	
Other Public Works	6,500.00	82,833.13		Balance December 31, 1972	
HEALTH and WELFARE		CAPITAL OUTLAY		TAX TITLE LIENS OUTSTANDING	
Health Services Except Environmental	16,190.00	Public Enterprises		Balance January 1, 1972	
Welfare-Public Assistance	3,000.00	Recreation—Culture		Transfers From Taxes	
Hospitals, Clinics, First Aid		10,772.07		Redeemed in 1972	
Animal, Insect, & Rodent Control		48,628.76		Cancelled, Abated or Adjusted (1972)	
Other Welfare Services		23,432.30		Transfers to Foreclosed Property	
RECREATION and CONSERVATION		CAPITAL DEBT AUTHORIZED, DECEMBER 31, 1972		Balance December 31, 1972	
Beaches and Boardwalks	6,750.00	ISSUED AND UNISSUED		PROPERTY ACQUIRED BY DEED OR	
Parks, Playgrounds, Shade Trees	800.00	GROSS DEBT		FORECLOSURE	
Land Reclamation & Conservation	30,845.00	NET DEBT		Balance January 1, 1972	
Other Recreational Services		668,900		Transfers From Taxes or Liens	
EDUCATION (excluding schools)		668,900		Sale for Cash (1972)	
Libraries	36,238.00	5,067,008		Cancelled, Abated or Adjusted (1972)	
Other Educational Services		ISSUED AND OUTSTANDING		Balance December 31, 1972	
STATUTORY EXPENDITURES		Total		CURRENT FINANCES DECEMBER 31, 1972	
Pensions & F. I. C. A.	35,884.70	EQUALIZED VALUATION BASIS		ASSETS	
Employee Fringe Benefits	15,105.00	FOR NET DEBT COMPUTATION		Cash Dec. 31, 1972	
Other Statutory Expenditures		REAL PROPERTY VALUATIONS		Taxes Receivable	
MUNICIPAL FUNCTIONS	911,829.00	Code Class # of Parcels % VAL'N		Tax Title Liens	
CAPITAL IMPROVEMENTS	64,000.00	ASSESSED VALUATION		Foreclosed Property	
DEBT SERVICE		1 Vacant Land 265 3.69		Emergencies & Other Deferred Charges	
Principal Payments	20,000.00	2 Residential 1766 65.48		State Aid Receivable	
Interest Payments	30,300.00	3 Farm		Other Receivables	
DEFERRED CHARGES	6,193.66	4a Commercial 122 10.73		Total	
SCHOOL, COUNTY, SPECIAL DISTRICT TAXES	2,007,480.77	4b Industrial 9 1.48		LIABILITIES, RESERVES, AND SURPLUS	
RESERVE FOR UNCOLLECTED TAXES	161,426.34	4c Apartments 17 14.62		Cash Liabilities	
EMERGENCY EMPLOYMENT ACT OF 1971	51,351.00	2175 Total		Reserves for Receivables	
EXPENDITURES TOTAL	3,188,580.77	Land Area 2.26 Sq. Miles		Surplus Dec. 31,	
		Net Valuation Taxable-Municipal		Total	
		69,939,436.00		529,437.52	
		Net Valuation Taxable-County			
		66,050,602.00			
		State Equalization Ratio			
		95.89			

1330

Population 1970 17,680
 Population 1972 18,495
 S & P Rating BBB
 Moody Rating BAA

General Tax Rate Per \$100. 5.04
 State Equalized Tax Rate 4.25

MATAWAN TOWNSHIP — MONMOUTH COUNTY

Form of Government:

Council-Manager Plan E (OMCL50)
 Number of Members on Governing Body 7

PER CAPITA:

Gross Debt 449.32
 Net Debt 168.26
 Debt Service 6.05
 Total Tax Levy 339.76
 Municipal Expenditures 117.15

PER CENT:

Gross Debt 6.50
 Net Debt 2.44
 Tax Levy Collected 95.03
 Tax Levy Cancelled, Abated or Adjusted .03

EXPENDITURES		REVENUES-REALIZED		1972 PROPERTY TAX	
GENERAL GOVERNMENT				STATE EQUALIZED TAX RATE →	
Governing Body & Public Boards	1,000.00	1972 Property Taxes Collected	5,971,713.41	Local District School Taxes	
Municipal Clerk		1972 Payments in Lieu of Taxes		Regional & Consolidated School Tax 2.74	3,524,618.22
Financial Administration	13,525.00	Delinquent Tax & Lien Collections	880,199.36	School Taxes in Municipal Budget	
Assessment of Taxes	16,400.00	Business Personalty Replacement Taxes	167,888.54	County Taxes .63	895,534.73
Collection of Taxes	25,248.75	Taxes from Public Utilities	234,728.87	County Library Taxes	
Planning, Housing & Development	17,460.00	Other Miscellaneous Tax Revenues		Local Municipal Purpose Taxes .82	1,175,004.64
Human Resources	300.00	State Aid Revenues	67,634.75	Veteran & Senior Citizen Taxes .05	74,580.00
Elections	3,258.41	Federal Aid Revenues	49,137.57	Total Taxes for Rate Computation 4.24	6,077,737.59
General Administration (other)	189,026.25	State and Local Fiscal Assistance Act Utilized		Special District Taxes	142,211.22
JUDICIARY		Sale of Acquired Property		Bank Stock Taxes	2,045.36
Municipal Courts	25,075.75	Other Miscellaneous Revenues	102,176.53	Added and Omitted Taxes	136,445.48
PUBLIC SAFETY		Other Revenues, Revenue Sharing Tax Effort	34,822.13	Total Taxes Levied - ABSTRACT	6,283,859.65
Fire Protection		Total	7,508,301.56	Total Taxes Billed	6,283,859.65
Police Protection	488,100.00	Prior Years Surplus Appropriated	175,000.00	1972 TAXES COLLECTED	5,971,713.41
Civil Defense & Disaster Control	1,424.00	REVENUES TOTAL	7,683,301.56	1972 Taxes Cancelled, Abated or Adjusted	2,080.00
Environmental Inspection & Control	7,195.50	CAPITAL OUTLAY TOTAL	115,990.19	Transfer to Tax Title Liens or Foreclosed	
Other Public Safety		Public Enterprises		Balance Outstanding Dec. 31, 1972	310,066.24
PUBLIC WORKS		Recreation—Culture		PRIOR YEARS TAXES OUTSTANDING	
Streets and Drainage	336,798.81	Public Works	29,500.00	Balance January 1, 1972	275,440.25
Sewers and Sewage Processing		Buildings and Grounds	15,864.77	Collected in 1972	245,343.17
Garbage and Trash Disposal	110,500.00	Library and Education		Cancelled, Abated or Adjusted 1972	
Public Buildings and Grounds	23,460.00	Conservation	70,625.42	Transfers to Tax Title Liens or Foreclosed	
Other Public Works		All Other		Balance December 31, 1972	26,097.08
HEALTH and WELFARE		CAPITAL DEBT AUTHORIZED, DECEMBER 31, 1972		TAX TITLE LIENS OUTSTANDING	
Health Services Except Environmental	13,187.00	ISSUED AND UNISSUED		Balance January 1, 1972	103,164.54
Welfare-Public Assistance	20,644.38	School	5,198,191	Transfers From Taxes	
Hospitals, Clinics, First Aid	3,000.00	Self-liquidating	240,000	Redeemed in 1972	23,312.50
Animal, Insect, & Rodent Control		Other	2,872,000	Cancelled, Abated or Adjusted (1972)	
Other Welfare Services		Total	8,310,191	Transfers to Foreclosed Property	
RECREATION and CONSERVATION		ISSUED AND OUTSTANDING		Balance December 31, 1972	75,852.44
Beaches and Boardwalks	550.00	School	5,198,191.77	PROPERTY ACQUIRED BY DEED OR	
Parks, Playgrounds, Shade Trees	25,732.00	Self-Liquidating	240,000.00	FORECLOSURE	
Land Reclamation & Conservation	55,252.15	Other	348,000.00	Balance January 1, 1972	150,425.00
Other Recreational Services		Total	5,786,191.77	Transfers From Taxes or Liens	
EDUCATION (excluding schools)		EQUALIZED VALUATION BASIS		Sale for Cash (1972)	
Libraries	74,512.60	FOR NET DEBT COMPUTATION	127,801,705.67	Cancelled, Abated or Adjusted (1972)	
Other Educational Services		REAL PROPERTY VALUATIONS		Balance December 31, 1972	150,425.00
STATUTORY EXPENDITURES		Code Class # of Parcels % VAL'N		CURRENT FINANCES DECEMBER 31, 1972	
Pensions & F. I. C. A.	60,128.99	ASSESSED VALUATION		ASSETS	
Employee Fringe Benefits		1 Vacant Land 994 4.12	4,524,100.00	Cash Dec. 31, 1972	555,699.25
Other Statutory Expenditures		2 Residential 4058 79.95	95,606,565.00	Taxes Receivable	336,163.32
MUNICIPAL FUNCTIONS TOTAL	1,515,779.59	3 Farm 7 .09	108,900.00	Tax Title Liens	75,852.44
CAPITAL IMPROVEMENTS *MEMO*	11,000.00	4a Commercial 95 6.07	7,264,200.00	Foreclosed Property	150,425.00
DEBT SERVICE		4b Industrial 11 5.59	6,683,100.00	Emergencies & Other Deferred Charges	20,950.00
Principal Payments	55,000.00	4c Apartments 7 4.18	5,001,500.00	State Aid Receivable	105,309.34
Interest Payments	16,823.00	5172 Total	119,588,765.00	Other Receivables	
DEFERRED CHARGES	120,430.08	Land Area 5.45 Sq. Miles		Total	1,252,399.35
SCHOOL, COUNTY, SPECIAL DISTRICT TAXES	4,566,364.17	Net Valuation Taxable-Municipal	120,645,532.00	LIABILITIES, RESERVES, AND SURPLUS	
RESERVE FOR UNCOLLECTED TAXES	369,600.00	Net Valuation Taxable-County	134,751,482.00	Cash Liabilities	336,159.17
EMERGENCY EMPLOYMENT ACT OF 1971	45,137.57	State Equalization Ratio	84.33	Reserves for Receivables	566,440.76
EXPENDITURES TOTAL	7,133,134.41			Surplus Dec. 31,	385,799.42
				Total	1,252,399.35

0609

Population 1970 3,743
 Population 1972 4,285
 S & P Rating
 Moody Rating

General Tax Rate Per \$100. 5.67
 State Equalized Tax Rate 3.87

MAURICE RIVER TOWNSHIP — CUMBERLAND COUNTY

Form of Government:
 Township Committee
 Number of Members on Governing Body 3

PER CAPITA: 131.27
 Gross Debt 11.79
 Net Debt 1.01
 Debt Service 172.38
 Total Tax Levy 101.55
 Municipal Expenditures

PER CENT: 3.31
 Gross Debt .30
 Net Debt 78.82
 Tax Levy Collected
 Tax Levy Cancelled, Abated or Adjusted

EXPENDITURES		REVENUES-REALIZED		1972 PROPERTY TAX	
GENERAL GOVERNMENT				STATE EQUALIZED TAX RATE 2.36	
Governing Body & Public Boards	6,500.00	1972 Property Taxes Collected	582,221.04	Local District School Taxes	460,523.15
Municipal Clerk	5,000.00	1972 Payments in Lieu of Taxes		Regional & Consolidated School Tax	
Financial Administration	8,600.00	Delinquent Tax & Lien Collections	135,411.01	School Taxes in Municipal Budget	
Assessment of Taxes	8,200.00	Business Personalty Replacement Taxes	50,173.39	County Taxes	230,789.23
Collection of Taxes	8,100.00	Taxes from Public Utilities	93,643.04	County Library Taxes	
Planning, Housing & Development	1,600.00	Other Miscellaneous Tax Revenues		Local Municipal Purpose Taxes	41,122.74
Human Resources		State Aid Revenues	41,994.89	Veteran & Senior Citizen Taxes	24,380.00
Elections	1,800.00	Federal Aid Revenues	13,824.66	Total Taxes for Rate Computation	756,815.12
General Administration (other)	41,500.00	State and Local Fiscal Assistance Act Utilized		Special District Taxes	2,500.00
JUDICIARY		Sale of Acquired Property		Bank Stock Taxes	
Municipal Courts	5,550.00	Other Miscellaneous Revenues	39,155.50	Added and Omitted Taxes	3,716.79
PUBLIC SAFETY		Other Revenues, Revenue Sharing Tax Effort	19,913.03	Total Taxes Levied - ABSTRACT	738,651.91
Fire Protection	10,600.00	Total	976,336.56	Total Taxes Billed	738,651.91
Police Protection	1,400.00	Prior Years Surplus Appropriated	100,000.00	1972 TAXES COLLECTED	582,221.04
Civil Defense & Disaster Control	800.00	REVENUES TOTAL	1,076,336.56	1972 Taxes Cancelled, Abated or Adjusted	
Environmental Inspection & Control	1,400.00	CAPITAL OUTLAY TOTAL	3,806.00	Transfer to Tax Title Liens or Foreclosed	
Other Public Safety				Balance Outstanding Dec. 31, 1972	156,430.87
PUBLIC WORKS				PRIOR YEARS TAXES OUTSTANDING	
Streets and Drainage	108,200.00	Public Enterprises		Balance January 1, 1972	146,862.27
Sewers and Sewage Processing		Recreation—Culture		Collected in 1972	106,085.58
Garbage and Trash Disposal	50.00	Public Works		Cancelled, Abated or Adjusted 1972	
Public Buildings and Grounds	8,500.00	Buildings and Grounds	3,806.00	Transfers to Tax Title Liens or Foreclosed	
Other Public Works	10,500.00	Library and Education		Balance December 31, 1972	40,776.69
HEALTH and WELFARE		Conservation		TAX TITLE LIENS OUTSTANDING	
Health Services Except Environmental	2,375.00	All Other		Balance January 1, 1972	82,121.54
Welfare-Public Assistance	1,640.00	CAPITAL DEBT AUTHORIZED, DECEMBER 31, 1972		Transfers From Taxes	
Hospitals, Clinics, First Aid	1,300.00	ISSUED AND UNISSUED		Redeemed in 1972	29,325.43
Animal, Insect, & Rodent Control	5,350.00	School	512,000	Cancelled, Abated or Adjusted (1972)	
Other Welfare Services		Self-liquidating		Transfers to Foreclosed Property	
RECREATION and CONSERVATION		Other	50,500	Balance December 31, 1972	52,796.11
Beaches and Boardwalks		Total	562,500	PROPERTY ACQUIRED BY DEED OR FORECLOSURE	
Parks, Playgrounds, Shade Trees		ISSUED AND OUTSTANDING		Balance January 1, 1972	35,500.00
Land Reclamation & Conservation		School	355,000.00	Transfers From Taxes or Liens	
Other Recreational Services	150.00	Self-Liquidating		Sale for Cash (1972)	
EDUCATION (excluding schools)		Other	46,000.00	Cancelled, Abated or Adjusted (1972)	
Libraries	1,200.00	Total	401,000.00	Balance December 31, 1972	35,500.00
Other Educational Services		EQUALIZED VALUATION BASIS		CURRENT FINANCES DECEMBER 31, 1972	
STATUTORY EXPENDITURES		FOR NET DEBT COMPUTATION	17,018,982.67	ASSETS	
Pensions & F. I. C. A.	9,200.00	REAL PROPERTY VALUATIONS		Cash Dec. 31, 1972	233,460.56
Employee Fringe Benefits	3,000.00	Code Class # of Parcels % VAL'N	ASSESSED VALUATION	Taxes Receivable	157,207.56
Other Statutory Expenditures		1 Vacant Land 1508 22.59	2,992,529.00	Tax Title Liens	52,796.11
MUNICIPAL FUNCTIONS	253,015.00	2 Residential 1252 58.71	7,643,565.00	Foreclosed Property	35,500.00
CAPITAL IMPROVEMENTS	25,000.00	3 Farm 47 4.28	557,215.00	Emergencies & Other Deferred Charges	
DEBT SERVICE		4a Commercial 65 14.02	1,825,672.00	State Aid Receivable	38,549.04
Principal Payments	3,000.00	4b Industrial		Other Receivables	1,310.29
Interest Payments	1,242.60	4c Apartments		Total	559,223.96
DEFERRED CHARGES	14,120.00	2876 Total	13,018,581.00	LIABILITIES, RESERVES, AND SURPLUS	
SCHOOL, COUNTY, SPECIAL DISTRICT TAXES	653,812.38	Land Area 94.70 Sq. Miles		Cash Liabilities	113,858.96
RESERVE FOR UNCOLLECTED TAXES	149,335.77	Net Valuation Taxable-Municipal	13,345,081.00	Reserves for Receivables	286,813.56
EMERGENCY EMPLOYMENT ACT OF 1971	14,346.00	Net Valuation Taxable-County	19,283,035.00	Surplus Dec. 31,	158,551.04
EXPENDITURES TOTAL	1,128,971.75	State Equalization Ratio	68.32	Total	559,223.96

0234

Population 1970 **11,087**
 Population 1972 **11,145**
 S & P Rating
 Moody Rating

General Tax Rate Per \$100. **4.20**
 State Equalized Tax Rate **3.17**

MAYWOOD BOROUGH — BERGEN COUNTY

Form of Government:

Borough Council

Number of Members on Governing Body 6

PER CAPITA:

Gross Debt **92.36**
 Net Debt **32.42**
 Debt Service **1.43**
 Total Tax Levy **346.05**
 Municipal Expenditures **136.20**

PER CENT:

Gross Debt **.93**
 Net Debt **.33**
 Tax Levy Collected **98.48**
 Tax Levy Cancelled, Abated or Adjusted **.45**

EXPENDITURES		REVENUES-REALIZED		1972 PROPERTY TAX	
GENERAL GOVERNMENT				STATE EQUALIZED TAX RATE 1.98	
Governing Body & Public Boards		1972 Property Taxes Collected	3,802,226.55	Local District School Taxes	2,438,182.01
Municipal Clerk		1972 Payments in Lieu of Taxes	14,541.30	Regional & Consolidated School Tax	
Financial Administration	3,450.00	Delinquent Tax & Lien Collections	66,969.02	School Taxes in Municipal Budget	
Assessment of Taxes	13,025.00	Business Personalty Replacement Taxes	113,451.23	County Taxes	435,293.34
Collection of Taxes	23,409.00	Taxes from Public Utilities	155,575.29	County Library Taxes	
Planning, Housing & Development	5,865.00	Other Miscellaneous Tax Revenues		Local Municipal Purpose Taxes	544,449.05
Human Resources		State Aid Revenues	52,238.30	Veteran & Senior Citizen Taxes	68,740.00
Elections		Federal Aid Revenues	39,372.68	Total Taxes for Rate Computation	3,906,664.44
General Administration (other)	58,515.50	State and Local Fiscal Assistance Act Utilized		Special District Taxes	
JUDICIARY		Sale of Acquired Property		Bank Stock Taxes	2,846.72
Municipal Courts	9,862.00	Other Miscellaneous Revenues	57,959.91	Added and Omitted Taxes	15,994.70
PUBLIC SAFETY		Other Revenues, Revenue Sharing Tax Effort	27,363.62	Total Taxes Levied - ABSTRACT	3,856,765.86
Fire Protection	44,428.00	Total	4,329,697.90	Total Taxes Billed	3,861,082.30
Police Protection	384,007.29	Prior Years Surplus Appropriated	150,000.00	1972 TAXES COLLECTED	3,802,226.55
Civil Defense & Disaster Control	4,011.00	REVENUES TOTAL	4,475,657.90	1972 Taxes Cancelled, Abated or Adjusted	17,429.90
Environmental Inspection & Control	5,651.28	CAPITAL OUTLAY TOTAL	136,672.78	Transfer to Tax Title Liens or Foreclosed	252.00
Other Public Safety	1,093.00			Balance Outstanding Dec. 31, 1972	41,173.85
PUBLIC WORKS				PRIOR YEARS TAXES OUTSTANDING	
Streets and Drainage	142,144.58	Public Enterprises		Balance January 1, 1972	67,921.02
Sewers and Sewage Processing		Recreation—Culture		Collected in 1972	66,569.02
Garbage and Trash Disposal	199,596.00	Public Works	13,405.16	Cancelled, Abated or Adjusted 1972	552.00
Public Buildings and Grounds	36,185.80	Buildings and Grounds	123,267.62	Transfers to Tax Title Liens or Foreclosed	
Other Public Works	20,663.00	Library and Education		Balance December 31, 1972	
HEALTH and WELFARE		Conservation		TAX TITLE LIENS OUTSTANDING	
Health Services Except Environmental	12,628.95	All Other		Balance January 1, 1972	1,550.17
Welfare-Public Assistance	3,175.00			Transfers From Taxes	252.00
Hospitals, Clinics, First Aid				Redeemed in 1972	
Animal, Insect, & Rodent Control				Cancelled, Abated or Adjusted (1972)	
Other Welfare Services	5,000.00			Transfers to Foreclosed Property	
RECREATION and CONSERVATION				Balance December 31, 1972	1,802.17
Beaches and Boardwalks				PROPERTY ACQUIRED BY DEED OR	
Parks, Playgrounds, Shade Trees	29,600.50			FORECLOSURE	
Land Reclamation & Conservation				Balance January 1, 1972	14,820.00
Other Recreational Services	23,670.00			Transfers From Taxes or Liens	
EDUCATION (excluding schools)				Sale for Cash (1972)	
Libraries	55,722.00			Cancelled, Abated or Adjusted (1972)	
Other Educational Services				Balance December 31, 1972	14,820.00
STATUTORY EXPENDITURES				CURRENT FINANCES DECEMBER 31, 1972	
Pensions & F. I. C. A.	63,488.32			ASSETS	
Employee Fringe Benefits	63,595.00			Cash Dec. 31, 1972	556,756.52
Other Statutory Expenditures				Taxes Receivable	41,173.85
MUNICIPAL FUNCTIONS TOTAL	1,208,586.26			Tax Title Liens	1,802.17
CAPITAL IMPROVEMENTS *MEMO*	43,461.00			Foreclosed Property	14,820.00
DEBT SERVICE				Emergencies & Other Deferred Charges	8,000.00
Principal Payments	10,000.00			State Aid Receivable	26,118.97
Interest Payments	5,556.25			Other Receivables	13,349.15
DEFERRED CHARGES	123,425.83			Total	1,102,020.70
SCHOOL, COUNTY, SPECIAL DISTRICT TAXES	2,873,475.35			LIABILITIES, RESERVES, AND SURPLUS	
RESERVE FOR UNCOLLECTED TAXES	134,612.00			Cash Liabilities	655,726.55
EMERGENCY EMPLOYMENT ACT OF 1971	35,412.00			Reserves for Receivables	71,145.21
EXPENDITURES TOTAL	4,351,467.69			Surplus Dec. 31,	331,148.90
				Total	1,102,020.70

0320

Population 1970 8,292
 Population 1972 9,400
 S & P Rating BBB
 Moody Rating

General Tax Rate Per \$100. 3.48
 State Equalized Tax Rate 3.15

MEDFORD TOWNSHIP — BURLINGTON COUNTY

Form of Government:

Township Committee

Number of Members on Governing Body 5

PER CAPITA:

Gross Debt 828.11
 Net Debt 85.44
 Debt Service 10.45
 Total Tax Levy 351.94
 Municipal Expenditures 146.05

PER CENT:

Gross Debt 9.33
 Net Debt .96
 Tax Levy Collected 90.40
 Tax Levy Cancelled, Abated or Adjusted .42

EXPENDITURES		REVENUES-REALIZED		1972 PROPERTY TAX	
GENERAL GOVERNMENT		1972 Property Taxes Collected		STATE EQUALIZED TAX RATE	
Governing Body & Public Boards			2,995,181.74	Local District School Taxes	1.43
Municipal Clerk	8,572.47	1972 Payments in Lieu of Taxes		Regional & Consolidated School Tax	.67
Financial Administration	15,000.00	Delinquent Tax & Lien Collections	317,813.98	School Taxes in Municipal Budget	
Assessment of Taxes	16,283.00	Business Personalty Replacement Taxes	42,286.32	County Taxes	.62
Collection of Taxes	7,197.00	Taxes from Public Utilities	211,642.53	County Library Taxes	.03
Planning, Housing & Development	2,300.00	Other Miscellaneous Tax Revenues		Local Municipal Purpose Taxes	.36
Human Resources		State Aid Revenues	33,664.61	Veteran & Senior Citizen Taxes	.04
Elections		Federal Aid Revenues		Total Taxes for Rate Computation	3.15
General Administration (other)	98,440.00	State and Local Fiscal Assistance Act Utilized		Special District Taxes	
JUDICIARY		Sale of Acquired Property	51,737.07	Bank Stock Taxes	6,553.32
Municipal Courts	11,500.00	Other Miscellaneous Revenues	96,549.64	Added and Omitted Taxes	154,252.79
PUBLIC SAFETY		Other Revenues, Revenue Sharing Tax Effort	3,748,875.89	Total Taxes Levied - ABSTRACT	3,308,269.67
Fire Protection	17,350.00	Prior Years Surplus Appropriated	276,927.45	Total Taxes Billed	3,213,329.82
Police Protection	235,700.00	REVENUES TOTAL	4,125,803.34	1972 TAXES COLLECTED	2,995,181.74
Civil Defense & Disaster Control	2,950.00	CAPITAL OUTLAY TOTAL	624,083.56	1972 Taxes Cancelled, Abated or Adjusted	13,584.66
Environmental Inspection & Control	4,680.00	Public Enterprises	336,276.92	Transfer to Tax Title Liens or Foreclosed	24,850.11
Other Public Safety		Recreation—Culture		Balance Outstanding Dec. 31, 1972	279,213.31
PUBLIC WORKS		Public Works	55,938.53	PRIOR YEARS TAXES OUTSTANDING	
Streets and Drainage	128,265.45	Buildings and Grounds	231,868.51	Balance January 1, 1972	275,426.98
Sewers and Sewage Processing		Library and Education		Collected in 1972	265,238.92
Garbage and Trash Disposal	118,084.55	Conservation		Cancelled, Abated or Adjusted 1972	
Public Buildings and Grounds	49,400.00	All Other		Transfers to Tax Title Liens or Foreclosed	191.20
Other Public Works	20,880.00			Balance December 31, 1972	9,896.86
HEALTH and WELFARE				TAX TITLE LIENS OUTSTANDING	
Health Services Except Environmental	500.00			Balance January 1, 1972	67,447.35
Welfare-Public Assistance	7,600.00			Transfers From Taxes	25,070.94
Hospitals, Clinics, First Aid				Redeemed in 1972	52,475.06
Animal, Insect, & Rodent Control				Cancelled, Abated or Adjusted (1972)	
Other Welfare Services				Transfers to Foreclosed Property	
RECREATION and CONSERVATION				Balance December 31, 1972	40,043.23
Beaches and Boardwalks	30,775.00			PROPERTY ACQUIRED BY DEED OR FORECLOSURE	
Parks, Playgrounds, Shade Trees	1,400.00			Balance January 1, 1972	5,600.00
Land Reclamation & Conservation	2,750.00			Transfers From Taxes or Liens	
Other Recreational Services				Sale for Cash (1972)	
EDUCATION (excluding schools)				Cancelled, Abated or Adjusted (1972)	
Libraries	14,000.00			Balance December 31, 1972	5,600.00
Other Educational Services	150.00			CURRENT FINANCES DECEMBER 31, 1972	
STATUTORY EXPENDITURES				ASSETS	
Pensions & F. I. C. A.	42,000.00			Cash Dec. 31, 1972	605,094.71
Employee Fringe Benefits	13,900.00			Taxes Receivable	285,210.17
Other Statutory Expenditures				Tax Title Liens	40,043.23
MUNICIPAL FUNCTIONS				Foreclosed Property	5,600.00
CAPITAL IMPROVEMENTS	850,277.47			Emergencies & Other Deferred Charges	40,898.15
DEBT SERVICE	102,680.00			State Aid Receivable	
Principal Payments	54,675.00			Other Receivables	8,285.19
Interest Payments	3,583.32			Total	1,189,131.45
DEFERRED CHARGES	19,138.53			LIABILITIES, RESERVES, AND SURPLUS	
SCHOOL, COUNTY, SPECIAL DISTRICT TAXES	2,780,725.38			Cash Liabilities	301,145.18
RESERVE FOR UNCOLLECTED TAXES	405,193.10			Reserves for Receivables	243,138.59
EMERGENCY EMPLOYMENT ACT OF 1971				Surplus Dec. 31,	544,847.68
EXPENDITURES	4,153,592.80			Total	1,189,131.45

1971/3000

0321

Population 1970 4,792
 Population 1972 4,970
 S & P Rating
 Moody Rating

General Tax Rate Per \$100.
3.25
 State Equalized Tax Rate
3.72

MEDFORD LAKES BOROUGH — BURLINGTON
 COUNTY
 Form of Government:
 Council-Manager (1923)
 Number of Members on Governing Body 3

PER CAPITA:
 Gross Debt 472.64
 Net Debt 30.99
 Debt Service 5.40
 Total Tax Levy 341.06
 Municipal Expenditures 86.38
 PER CENT:
 Gross Debt 5.98
 Net Debt .39
 Tax Levy Collected 95.61
 Tax Levy Cancelled, Abated or Adjusted 1.36

EXPENDITURES		REVENUES-REALIZED		1972 PROPERTY TAX	
GENERAL GOVERNMENT				STATE EQUALIZED TAX RATE	
Governing Body & Public Boards		1972 Property Taxes Collected	1,624,323.05	Local District School Taxes 1.46	667,807.75
Municipal Clerk		1972 Payments in Lieu of Taxes		Regional & Consolidated School Tax 1.05	500,974.15
Financial Administration	3,165.00	Delinquent Tax & Lien Collections	38,530.54	School Taxes in Municipal Budget	
Assessment of Taxes	4,600.00	Business Personalty Replacement Taxes	4,071.57	County Taxes	.72 325,582.77
Collection of Taxes	275.00	Taxes from Public Utilities	56,437.19	County Library Taxes	.03 13,349.67
Planning, Housing & Development	1,350.00	Other Miscellaneous Tax Revenues		Local Municipal Purpose Taxes	.36 167,432.67
Human Resources		State Aid Revenues	18,359.45	Veteran & Senior Citizen Taxes	.06 26,870.00
Elections		Federal Aid Revenues		Total Taxes for Rate Computation 3.72	1,706,417.01
General Administration (other)	56,491.25	State and Local Fiscal Assistance Act Utilized		Special District Taxes	
JUDICIARY		Sale of Acquired Property		Bank Stock Taxes	177.44
Municipal Courts	3,867.00	Other Miscellaneous Revenues	82,352.61	Added and Omitted Taxes	15,342.62
PUBLIC SAFETY		Other Revenues, Revenue Sharing Tax Effort	5,905.52	Total Taxes Levied - ABSTRACT	1,655,067.07
Fire Protection	10,375.00	Total	1,833,579.93	Total Taxes Billed	1,658,924.23
Police Protection	52,450.00	Prior Years Surplus Appropriated	67,000.00	1972 TAXES COLLECTED	1,624,323.05
Civil Defense & Disaster Control	300.00	REVENUES TOTAL	1,900,579.93	1972 Taxes Cancelled, Abated or Adjusted	23,173.55
Environmental Inspection & Control	2,550.00	CAPITAL OUTLAY TOTAL	14,044.15	Transfer to Tax Title Liens or Foreclosed	
Other Public Safety				Balance Outstanding Dec. 31, 1972	51,427.63
PUBLIC WORKS				PRIOR YEARS TAXES OUTSTANDING	
Streets and Drainage	74,508.60	Public Enterprises		Balance January 1, 1972	38,630.54
Sewers and Sewage Processing	32,600.00	Recreation—Culture		Collected in 1972	38,530.54
Garbage and Trash Disposal	34,000.00	Public Works	14,044.15	Cancelled, Abated or Adjusted 1972	100.00
Public Buildings and Grounds	4,800.00	Buildings and Grounds		Transfers to Tax Title Liens or Foreclosed	
Other Public Works		Library and Education		Balance December 31, 1972	
HEALTH and WELFARE		Conservation		TAX TITLE LIENS OUTSTANDING	
Health Services Except Environmental	300.00	All Other		Balance January 1, 1972	
Welfare—Public Assistance	566.50	CAPITAL DEBT AUTHORIZED, DECEMBER 31, 1972		Transfers From Taxes	
Hospitals, Clinics, First Aid		ISSUED AND UNISSUED		Redeemed in 1972	
Animal, Insect, & Rodent Control		School	2,195,034	Cancelled, Abated or Adjusted (1972)	
Other Welfare Services		Self-liquidating	154,000	Transfers to Foreclosed Property	
RECREATION and CONSERVATION		Other	154,000	Balance December 31, 1972	
Beaches and Boardwalks		Total	2,349,034	PROPERTY ACQUIRED BY DEED OR	
Parks, Playgrounds, Shade Trees				FORECLOSURE	
Land Reclamation & Conservation		ISSUED AND OUTSTANDING		Balance January 1, 1972	
Other Recreational Services		School	1,457,514.68	Transfers From Taxes or Liens	
EDUCATION (excluding schools)		Self-Liquidating	154,000.00	Sale for Cash (1972)	
Libraries		Other	1,611,514.68	Cancelled, Abated or Adjusted (1972)	
Other Educational Services		Total		Balance December 31, 1972	
STATUTORY EXPENDITURES		EQUALIZED VALUATION BASIS		CURRENT FINANCES DECEMBER 31, 1972	
Pensions & F. I. C. A.	14,165.00	FOR NET DEBT COMPUTATION	35,249,145.23	ASSETS	
Employee Fringe Benefits	7,200.00	REAL PROPERTY VALUATIONS		Cash Dec. 31, 1972	485,356.80
Other Statutory Expenditures		Code Class # of Parcels % VAL'N		Taxes Receivable	51,427.63
MUNICIPAL FUNCTIONS		1 Vacant Land 160 1.69	883,697.00	Tax Title Liens	
CAPITAL IMPROVEMENTS	2,000.00	2 Residential 1385 96.50	50,585,000.00	Foreclosed Property	
DEBT SERVICE		3 Farm		Emergencies & Other Deferred Charges	12,774.44
Principal Payments	21,000.00	4a Commercial 13 1.81	948,500.00	State Aid Receivable	4,500.00
Interest Payments	5,827.00	4b Industrial		Other Receivables	23,703.17
DEFERRED CHARGES	3,000.00	4c Apartments		Total	581,802.04
SCHOOL, COUNTY, SPECIAL DISTRICT TAXES	1,512,114.34	1558 Total	52,417,197.00	LIABILITIES, RESERVES, AND SURPLUS	
RESERVE FOR UNCOLLECTED TAXES	55,526.40	Land Area 1.25 Sq. Miles		Cash Liabilities	403,434.59
EMERGENCY EMPLOYMENT ACT OF 1971		Net Valuation Taxable-Municipal	52,598,453.00	Reserves for Receivables	75,130.80
EXPENDITURES		Net Valuation Taxable-County	52,701,553.00	Surplus Dec. 31,	103,236.65
TOTAL	1,941,435.09	State Equalization Ratio	114.61	Total	581,802.04

1418

Population 1970 3,729
 Population 1972 4,010
 S & P Rating A
 Moody Rating A

General Tax Rate Per \$100. 3.87
 State Equalized Tax Rate 3.47

MENDHAM BOROUGH — MORRIS COUNTY
 Form of Government:
 Borough Council
 Number of Members on Governing Body 6

PER CAPITA:
 Gross Debt 1,160.09
 Net Debt 359.85
 Debt Service 12.02
 Total Tax Levy 479.56
 Municipal Expenditures 175.42

PER CENT:
 Gross Debt 10.19
 Net Debt 3.16
 Tax Levy Collected 94.31
 Tax Levy Cancelled, Abated or Adjusted 4.8

EXPENDITURES		REVENUES-REALIZED		1972 PROPERTY TAX	
GENERAL GOVERNMENT		1972 Property Taxes Collected		STATE EQUALIZED TAX RATE	
Governing Body & Public Boards		1972 Payments in Lieu of Taxes	1,817,346.37	Local District School Taxes	1.53 812,495.00
Municipal Clerk		Delinquent Tax & Lien Collections	86,327.15	Regional & Consolidated School Tax	.97 518,612.26
Financial Administration	5,661.12	Business Personalty Replacement Taxes	27,346.24	School Taxes in Municipal Budget	
Assessment of Taxes	5,421.89	Taxes from Public Utilities	83,826.69	County Taxes	.40 211,226.39
Collection of Taxes	4,276.00	Other Miscellaneous Tax Revenues		County Library Taxes	.03 15,606.93
Planning, Housing & Development	5,845.13	State Aid Revenues	18,095.99	Local Municipal Purpose Taxes	.52 275,265.19
Human Resources		Federal Aid Revenues	16,561.00	Veteran & Senior Citizen Taxes	.03 13,930.00
Elections		State and Local Fiscal Assistance Act Utilized		Total Taxes for Rate Computation	3.48 1,847,135.77
General Administration (other)	50,776.86	Sale of Acquired Property		Special District Taxes	
JUDICIARY		Other Miscellaneous Revenues	62,755.08	Bank Stock Taxes	
Municipal Courts	9,918.42	Other Revenues, Revenue Sharing Tax Effort	10,670.07	Added and Omitted Taxes	85,829.79
PUBLIC SAFETY		Total	2,122,928.59	Total Taxes Levied - ABSTRACT	1,523,035.56
Fire Protection	16,800.00	Prior Years Surplus Appropriated	217,500.00	Total Taxes Billed	1,527,007.78
Police Protection	152,720.58	REVENUES TOTAL	2,340,428.59	1972 TAXES COLLECTED	1,817,346.37
Civil Defense & Disaster Control	1,000.00	CAPITAL OUTLAY TOTAL	167,014.07	1972 Taxes Cancelled, Abated or Adjusted	5,191.06
Environmental Inspection & Control	3,300.00			Transfer to Tax Title Liens or Foreclosed	1,814.97
Other Public Safety				Balance Outstanding Dec. 31, 1972	98,655.38
PUBLIC WORKS				PRIOR YEARS TAXES OUTSTANDING	
Streets and Drainage	119,732.55	Public Enterprises	8,679.02	Balance January 1, 1972	75,920.49
Sewers and Sewage Processing		Recreation—Culture		Collected in 1972	71,343.29
Garbage and Trash Disposal		Public Works	121,254.21	Cancelled, Abated or Adjusted 1972	374.80
Public Buildings and Grounds	14,295.00	Buildings and Grounds	37,080.84	Transfers to Tax Title Liens or Foreclosed	761.73
Other Public Works		Library and Education		Balance December 31, 1972	3,440.67
HEALTH and WELFARE		Conservation		TAX TITLE LIENS OUTSTANDING	
Health Services Except Environmental	9,790.82	All Other		Balance January 1, 1972	15,322.18
Welfare-Public Assistance	100.00	CAPITAL DEBT AUTHORIZED, DECEMBER 31, 1972		Transfers From Taxes	2,690.54
Hospitals, Clinics, First Aid		ISSUED AND UNISSUED		Redeemed in 1972	14,583.86
Animal, Insect, & Rodent Control		School	3,556,457	Cancelled, Abated or Adjusted (1972)	
Other Welfare Services		Self-liquidating	1,095,500	Transfers to Foreclosed Property	
RECREATION and CONSERVATION		Other	4,651,557	Balance December 31, 1972	3,028.86
Beaches and Boardwalks		Total	1,443,006	PROPERTY ACQUIRED BY DEED OR	
Parks, Playgrounds, Shade Trees	28,910.04	ISSUED AND OUTSTANDING		FORECLOSURE	
Land Reclamation & Conservation	18,661.00	School	3,556,457.19	Balance January 1, 1972	2,425.00
Other Recreational Services		Self-Liquidating	900,000.00	Transfers From Taxes or Liens	
EDUCATION (excluding schools)		Other	4,456,457.19	Sale for Cash (1972)	
Libraries	2,000.00	Total		Cancelled, Abated or Adjusted (1972)	
Other Educational Services		EQUALIZED VALUATION BASIS		Balance December 31, 1972	2,425.00
STATUTORY EXPENDITURES		FOR NET DEBT COMPUTATION	45,644,208.33	CURRENT FINANCES DECEMBER 31, 1972	
Pensions & F. I. C. A.	23,692.51	REAL PROPERTY VALUATIONS		ASSETS	
Employee Fringe Benefits	8,913.68	Code Class # of Parcels % VAL'N		Cash Dec. 31, 1972	299,025.73
Other Statutory Expenditures		1 Vacant Land 229 6.54	3,073,100.00	Taxes Receivable	102,096.05
MUNICIPAL FUNCTIONS TOTAL	485,416.00	2 Residential 666 77.25	36,223,400.00	Tax Title Liens	3,028.86
CAPITAL IMPROVEMENTS *MEMO*	43,732.41	3 Farm 43 7.53	3,539,850.00	Foreclosed Property	2,425.00
DEBT SERVICE		4a Commercial 42 8.02	3,772,000.00	Emergencies & Other Deferred Charges	14,520.00
Principal Payments	25,000.00	4b Industrial		State Aid Receivable	32,771.89
Interest Payments	23,200.00	4c Apartments 5 .67	313,000.00	Other Receivables	1,298.02
DEFERRED CHARGES	3,789.36	1185 Total	47,021,350.00	Total	455,665.55
SCHOOL, COUNTY, SPECIAL DISTRICT TAXES	1,557,940.58	Land Area 6.00 Sq. Miles		LIABILITIES, RESERVES, AND SURPLUS	
RESERVE FOR UNCOLLECTED TAXES	166,028.83	Net Valuation Taxable-Municipal	47,831,616.00	Cash Liabilities	75,732.97
EMERGENCY EMPLOYMENT ACT OF 1971		Net Valuation Taxable-County	51,485,544.00	Reserves for Receivables	108,547.93
EXPENDITURES TOTAL	2,261,374.77	State Equalization Ratio	85.80	Surplus Dec. 31,	270,984.65
				Total	455,665.55

1419

Population 1970 3,697
 Population 1972 3,940
 S & P Rating A
 Moody Rating A

General Tax Rate Per \$100. 4.38
 State Equalized Tax Rate 3.31

MENDHAM TOWNSHIP — MORRIS COUNTY

Form of Government:

Township Committee

Number of Members on Governing Body 5

PER CAPITA:

Gross Debt 1,213.07
 Net Debt 304.06
 Debt Service 15.10
 Total Tax Levy 633.81
 Municipal Expenditures 253.76

PER CENT:

Gross Debt 7.74
 Net Debt 1.94
 Tax Levy Collected 96.48
 Tax Levy Cancelled, Abated or Adjusted .20

EXPENDITURES		REVENUES-REALIZED		1972 PROPERTY TAX	
GENERAL GOVERNMENT		1972 Property Taxes Collected		STATE EQUALIZED TAX RATE	
Governing Body & Public Boards			2,411,894.33	Local District School Taxes	1.38
Municipal Clerk				Regional & Consolidated School Tax	.75
Financial Administration	4,710.00	1972 Payments in Lieu of Taxes		School Taxes in Municipal Budget	
Assessment of Taxes	6,800.00	Delinquent Tax & Lien Collections	63,005.82	County Taxes	.40
Collection of Taxes	15,690.00	Business Personalty Replacement Taxes	3,289.39	County Library Taxes	.03
Planning, Housing & Development	7,115.00	Taxes from Public Utilities	81,585.00	Local Municipal Purpose Taxes	.73
Human Resources	625.00	Other Miscellaneous Tax Revenues		Veteran & Senior Citizen Taxes	.02
Elections		State Aid Revenues	17,854.42	Total Taxes for Rate Computation	3.31
General Administration (other)	54,965.00	Federal Aid Revenues	57,708.00	Special District Taxes	
JUDICIARY		State and Local Fiscal Assistance Act Utilized		Bank Stock Taxes	1,197.11
Municipal Courts	7,395.00	Sale of Acquired Property		Added and Omitted Taxes	57,102.16
PUBLIC SAFETY		Other Miscellaneous Revenues	37,857.12	Total Taxes Levied - ABSTRACT	2,457,222.29
Fire Protection	35,288.00	Other Revenues, Revenue Sharing Tax Effort	30,348.16	Total Taxes Billed	2,459,781.72
Police Protection	132,082.00	Total	2,703,546.24	1972 TAXES COLLECTED	2,411,894.33
Civil Defense & Disaster Control	2,000.00	Prior Years Surplus Appropriated	263,000.00	1972 Taxes Cancelled, Abated or Adjusted	4,905.57
Environmental Inspection & Control	10,080.00	REVENUES TOTAL	2,966,546.24	Transfer to Tax Title Liens or Foreclosed	1,410.36
Other Public Safety		CAPITAL OUTLAY TOTAL	230,307.66	Balance Outstanding Dec. 31, 1972	81,571.06
PUBLIC WORKS				PRIOR YEARS TAXES OUTSTANDING	
Streets and Drainage	237,344.00	Public Enterprises		Balance January 1, 1972	58,230.64
Sewers and Sewage Processing		Recreation—Culture	1,464.23	Collected in 1972	57,958.08
Garbage and Trash Disposal	2,400.00	Public Works	165,800.58	Cancelled, Abated or Adjusted 1972	
Public Buildings and Grounds	21,678.00	Buildings and Grounds	63,042.45	Transfers to Tax Title Liens or Foreclosed	
Other Public Works		Library and Education		Balance December 31, 1972	272.56
HEALTH and WELFARE		Conservation		TAX TITLE LIENS OUTSTANDING	
Health Services Except Environmental	7,575.00	All Other		Balance January 1, 1972	12,737.39
Welfare-Public Assistance	600.00	CAPITAL DEBT AUTHORIZED, DECEMBER 31, 1972		Transfers From Taxes	
Hospitals, Clinics, First Aid	450.00	ISSUED AND UNISSUED		Redeemed in 1972	5,051.74
Animal, Insect, & Rodent Control		SCHOOL	2,704,386	Cancelled, Abated or Adjusted (1972)	
Other Welfare Services		Self-liquidating	1,512,000	Transfers to Foreclosed Property	
RECREATION and CONSERVATION		Other	563,100	Balance December 31, 1972	8,685.65
Beaches and Boardwalks		Total	4,775,486	PROPERTY ACQUIRED BY DEED OR	
Parks, Playgrounds, Shade Trees	17,650.00	ISSUED AND OUTSTANDING		FORECLOSURE	
Land Reclamation & Conservation	61,358.00	SCHOOL	2,704,386.23	Balance January 1, 1972	
Other Recreational Services	2,650.00	Self-Liquidating	1,478,000.00	Transfers From Taxes or Liens	
EDUCATION (excluding schools)		Other	436,250.00	Sale for Cash (1972)	
Libraries	18,600.00	Total	4,618,636.23	Cancelled, Abated or Adjusted (1972)	
Other Educational Services	100.00	EQUALIZED VALUATION BASIS		Balance December 31, 1972	
STATUTORY EXPENDITURES		FOR NET DEBT COMPUTATION	61,783,123.33	CURRENT FINANCES DECEMBER 31, 1972	
Pensions & F. I. C. A.	22,300.00	REAL PROPERTY VALUATIONS		ASSETS	
Employee Fringe Benefits	9,000.00	Code Class # of Parcels % VAL'N		Cash Dec. 31, 1972	662,861.80
Other Statutory Expenditures		1 Vacant Land 387 12.79		Taxes Receivable	81,843.62
MUNICIPAL FUNCTIONS TOTAL	718,455.00	2 Residential 590 81.20		Tax Title Liens	8,685.65
CAPITAL IMPROVEMENTS *MEMO*	113,800.00	3 Farm 58 4.68		Foreclosed Property	
DEBT SERVICE		4a Commercial 16 1.33		Emergencies & Other Deferred Charges	
Principal Payments	20,000.00	4b Industrial		State Aid Receivable	15,000.00
Interest Payments	39,487.48	4c Apartments		Other Receivables	198.34
DEFERRED CHARGES	12,081.02	1451 Total	54,227,300.00	Total	768,589.41
SCHOOL, COUNTY, SPECIAL DISTRICT TAXES	1,867,592.47	Land Area 17.60 Sq. Miles		LIABILITIES, RESERVES, AND SURPLUS	
RESERVE FOR UNCOLLECTED TAXES	209,807.10	Net Valuation Taxable-Municipal	55,175,170.00	Cash Liabilities	247,437.15
EMERGENCY EMPLOYMENT ACT OF 1971		Net Valuation Taxable-County	71,286,531.00	Reserves for Receivables	90,727.61
EXPENDITURES TOTAL	2,867,423.07	State Equalization Ratio	75.63	Surplus Dec. 31,	430,424.65
				Total	768,589.41

0424

Population 1970 4,425
 Population 1972 4,430
 S & P Rating
 Moody Rating

General Tax Rate Per \$100. 3.67
 State Equalized Tax Rate 3.64

MERCHANTVILLE BOROUGH — CAMDEN CO.

Form of Government:

Borough Council

Number of Members on Governing Body 6

PER CAPITA:		PER CENT:	
Gross Debt	51.38	Gross Debt	.85
Net Debt	11.89	Net Debt	.20
Debt Service	1.20	Tax Levy Collected	97.77
Total Tax Levy	269.76	Tax Levy Cancelled, Abated or Adjusted	.49
Municipal Expenditures	126.05		

EXPENDITURES		REVENUES-REALIZED		1972 PROPERTY TAX	
GENERAL GOVERNMENT				STATE EQUALIZED TAX RATE 1.67	
Governing Body & Public Boards		1972 Property Taxes Collected	1,168,506.97	Local District School Taxes	552,063.00
Municipal Clerk		1972 Payments in Lieu of Taxes		Regional & Consolidated School Tax	
Financial Administration	6,800.00	Delinquent Tax & Lien Collections	11,550.56	School Taxes in Municipal Budget	
Assessment of Taxes	4,750.00	Business Personalty Replacement Taxes	17,483.56	County Taxes	.95 313,499.94
Collection of Taxes	3,595.00	Taxes from Public Utilities	100,578.36	County Library Taxes	.03 9,774.29
Planning, Housing & Development	5,200.00	Other Miscellaneous Tax Revenues		Local Municipal Purpose Taxes	.91 301,262.42
Human Resources		State Aid Revenues	29,113.13	Veteran & Senior Citizen Taxes	.08 27,200.00
Elections	1,355.00	Federal Aid Revenues		Total Taxes for Rate Computation	3.64 1,203,895.65
General Administration (other)	63,140.00	State and Local Fiscal Assistance Act Utilized		Special District Taxes	
JUDICIARY		Sale of Acquired Property	54,177.77	Bank Stock Taxes	7,537.58
Municipal Courts	2,070.00	Other Miscellaneous Revenues	7,035.75	Added and Omitted Taxes	10,817.30
PUBLIC SAFETY		Other Revenues, Revenue Sharing Tax Effort	1,388,846.50	Total Taxes Levied - ABSTRACT	1,195,054.53
Fire Protection	21,655.00	REVENUES TOTAL	1,478,846.50	Total Taxes Billed	1,195,527.54
Police Protection	140,725.00	Prior Years Surplus Appropriated	90,000.00	1972 TAXES COLLECTED	1,168,506.97
Civil Defense & Disaster Control	110.00	CAPITAL OUTLAY TOTAL	9,812.00	1972 Taxes Cancelled, Abated or Adjusted	5,875.25
Environmental Inspection & Control	1,250.00	Public Enterprises		Transfer to Tax Title Liens or Foreclosed	
Other Public Safety		Recreation—Culture		Balance Outstanding Dec. 31, 1972	20,745.32
PUBLIC WORKS		Public Works	9,812.00	PRIOR YEARS TAXES OUTSTANDING	
Streets and Drainage	56,285.00	Buildings and Grounds		Balance January 1, 1972	11,550.56
Sewers and Sewage Processing	9,490.00	Library and Education		Collected in 1972	11,550.56
Garbage and Trash Disposal	44,180.00	Conservation		Cancelled, Abated or Adjusted 1972	
Public Buildings and Grounds	21,570.00	All Other		Transfers to Tax Title Liens or Foreclosed	
Other Public Works		CAPITAL DEBT AUTHORIZED, DECEMBER 31, 1972		Balance December 31, 1972	
HEALTH and WELFARE		ISSUED AND UNISSUED GROSS DEBT NET DEBT		TAX TITLE LIENS OUTSTANDING	
Health Services Except Environmental	2,200.00	School		Balance January 1, 1972	
Welfare-Public Assistance	500.00	Self-liquidating	174,973	Transfers From Taxes	
Hospitals, Clinics, First Aid		Other	52,656	Redeemed in 1972	
Animal, Insect, & Rodent Control		Total	227,630	Cancelled, Abated or Adjusted (1972)	
Other Welfare Services		ISSUED AND OUTSTANDING		Transfers to Foreclosed Property	
RECREATION and CONSERVATION		School		Balance December 31, 1972	
Beaches and Boardwalks		Self-Liquidating	174,973.80	PROPERTY ACQUIRED BY DEED OR	
Parks, Playgrounds, Shade Trees	24,015.00	Other	11,000.00	FORECLOSURE	
Land Reclamation & Conservation		Total	185,973.80	Balance January 1, 1972	350.00
Other Recreational Services	6,500.00	EQUALIZED VALUATION BASIS		Transfers From Taxes or Liens	
EDUCATION (excluding schools)		FOR NET DEBT COMPUTATION	26,864,462.33	Sale for Cash (1972)	
Libraries		REAL PROPERTY VALUATIONS		Cancelled, Abated or Adjusted (1972)	
Other Educational Services		Code Class # of Parcels % VAL'N ASSESSED VALUATION		Balance December 31, 1972	350.00
STATUTORY EXPENDITURES		1 Vacant Land 83 1.46 430,650.00		CURRENT FINANCES DECEMBER 31, 1972	
Pensions & F. I. C. A.	34,497.00	2 Residential 974 75.69 22,266,400.00		ASSETS	
Employee Fringe Benefits	8,500.00	3 Farm 4a Commercial 87 13.58 4,112,700.00		Cash Dec. 31, 1972	214,928.49
Other Statutory Expenditures		4b Industrial 4c Apartments 18 8.87 2,609,900.00		Taxes Receivable	20,745.32
MUNICIPAL FUNCTIONS TOTAL	498,431.00	1162 Total 29,419,650.00		Tax Title Liens	
CAPITAL IMPROVEMENTS *MEMO*	53,300.00	Land Area .61 Sq. Miles		Foreclosed Property	350.00
DEBT SERVICE		Net Valuation Taxable-Municipal	32,785,274.00	Emergencies & Other Deferred Charges	8,000.00
Principal Payments	5,000.00	Net Valuation Taxable-County	30,604,310.00	State Aid Receivable	24,633.17
Interest Payments	203.75	State Equalization Ratio	59.20	Other Receivables	3,511.16
DEFERRED CHARGES	8,248.65			Total	272,168.14
SCHOOL, COUNTY, SPECIAL DISTRICT TAXES	875,237.23			LIABILITIES, RESERVES, AND SURPLUS	
RESERVE FOR UNCOLLECTED TAXES	46,416.56			Cash Liabilities	101,235.00
EMERGENCY EMPLOYMENT ACT OF 1971				Reserves for Receivables	24,606.48
EXPENDITURES TOTAL	1,433,737.23			Surplus Dec. 31,	146,226.66
				Total	272,168.14

1210

Population 1970 16,031
 Population 1972 16,260
 S & P Rating A
 Moody Rating A

General Tax Rate Per \$100. 11.53
 State Equalized Tax Rate 3.60

METUCHEN BOROUGH — MIDDLESEX COUNTY
 Form of Government:
 Borough Council
 Number of Members on Governing Body 6

PER CAPITA:
 Gross Debt 390.76
 Net Debt 231.49
 Debt Service 18.35
 Total Tax Levy 352.22
 Municipal Expenditures 144.09

PER CENT:
 Gross Debt 4.60
 Net Debt 2.72
 Tax Levy Collected 97.57
 Tax Levy Cancelled, Abated or Adjusted .05

EXPENDITURES		REVENUES-REALIZED		1972 PROPERTY TAX	
GENERAL GOVERNMENT				STATE EQUALIZED TAX RATE → 2.20	
Governing Body & Public Boards		1972 Property Taxes Collected	5,587,940.90	Local District School Taxes	3,516,720.25
Municipal Clerk		1972 Payments in Lieu of Taxes	4,730.05	Regional & Consolidated School Tax	
Financial Administration	4,800.00	Delinquent Tax & Lien Collections	83,390.46	School Taxes in Municipal Budget	
Assessment of Taxes	83,865.00	Business Personalty Replacement Taxes	219,798.31	County Taxes	538,993.90
Collection of Taxes		Taxes from Public Utilities	300,531.12	County Library Taxes	
Planning, Housing & Development	9,575.00	Other Miscellaneous Tax Revenues		Local Municipal Purpose Taxes	1,217,790.38
Human Resources	2,500.00	State Aid Revenues	81,993.22	Veteran & Senior Citizen Taxes	52,630.00
Elections	3,650.00	Federal Aid Revenues		Total Taxes for Rate Computation	5,766,134.53
General Administration (other)	144,417.00	State and Local Fiscal Assistance Act Utilized		Special District Taxes	
JUDICIARY		Sale of Acquired Property		Bank Stock Taxes	12,456.15
Municipal Courts	20,050.00	Other Miscellaneous Revenues	82,580.88	Added and Omitted Taxes	40,174.68
PUBLIC SAFETY		Other Revenues, Revenue Sharing Tax Effort	41,381.54	Total Taxes Levied - ABSTRACT	5,727,135.36
Fire Protection	88,055.00	Total	6,402,346.48	Total Taxes Billed	5,727,135.36
Police Protection	577,550.00	Prior Years Surplus Appropriated	270,000.00	1972 TAXES COLLECTED	5,587,940.90
Civil Defense & Disaster Control	4,100.00	REVENUES TOTAL	6,672,346.48	1972 Taxes Cancelled, Abated or Adjusted	2,500.00
Environmental Inspection & Control	4,600.00	CAPITAL OUTLAY TOTAL	1,023,905.81	Transfer to Tax Title Liens or Foreclosed	
Other Public Safety		Public Enterprises		Balance Outstanding Dec. 31, 1972	137,194.46
PUBLIC WORKS		Recreation—Culture	750.00	PRIOR YEARS TAXES OUTSTANDING	
Streets and Drainage	288,004.00	Public Works	769,074.81	Balance January 1, 1972	89,448.61
Sewers and Sewage Processing	50,384.00	Buildings and Grounds	18,148.94	Collected in 1972	74,821.24
Garbage and Trash Disposal	206,011.00	Library and Education	235,932.06	Cancelled, Abated or Adjusted 1972	
Public Buildings and Grounds	45,776.00	Conservation		Transfers to Tax Title Liens or Foreclosed	
Other Public Works		All Other		Balance December 31, 1972	14,627.37
HEALTH and WELFARE		CAPITAL DEBT AUTHORIZED, DECEMBER 31, 1972		TAX TITLE LIENS OUTSTANDING	
Health Services Except Environmental	25,540.00	ISSUED AND UNISSUED		Balance January 1, 1972	16,042.65
Welfare—Public Assistance	7,615.00	SCHOOL	2,356,000	Transfers From Taxes	
Hospitals, Clinics, First Aid	5,000.00	Self-liquidating	288,000	Redeemed in 1972	8,569.22
Animal, Insect, & Rodent Control		Other	3,709,707	Cancelled, Abated or Adjusted (1972)	
Other Welfare Services		Total	6,353,707	Transfers to Foreclosed Property	
RECREATION and CONSERVATION		ISSUED AND OUTSTANDING		Balance December 31, 1972	7,473.43
Beaches and Boardwalks		SCHOOL	2,356,000.00	PROPERTY ACQUIRED BY DEED OR FORECLOSURE	
Parks, Playgrounds, Shade Trees	47,292.00	Self-liquidating	288,000.00	Balance January 1, 1972	26,855.00
Land Reclamation & Conservation		Other	3,343,000.00	Transfers From Taxes or Liens	
Other Recreational Services	44,220.00	Total	5,987,000.00	Sale for Cash (1972)	
EDUCATION (excluding schools)		EQUALIZED VALUATION BASIS		Cancelled, Abated or Adjusted (1972)	
Libraries	81,425.00	FOR NET DEBT COMPUTATION	138,246,465.00	Balance December 31, 1972	26,855.00
Other Educational Services		REAL PROPERTY VALUATIONS		CURRENT FINANCES DECEMBER 31, 1972	
STATUTORY EXPENDITURES		Code Class # of Parcels % VAL'N	ASSESSED VALUATION	ASSETS	
Pensions & F. I. C. A.	111,457.37	1 Vacant Land 226 1.34	652,354.00	Cash Dec. 31, 1972	356,144.00
Employee Fringe Benefits	40,000.00	2 Residential 3750 74.25	36,127,250.00	Taxes Receivable	151,821.83
Other Statutory Expenditures		3 Farm		Tax Title Liens	7,473.43
MUNICIPAL FUNCTIONS		4a Commercial 196 10.47	5,095,855.00	Foreclosed Property	26,855.00
CAPITAL IMPROVEMENTS	10,000.00	4b Industrial 48 8.44	4,108,567.00	Emergencies & Other Deferred Charges	50,253.14
DEBT SERVICE		4c Apartments 13 5.50	2,674,920.00	State Aid Receivable	
Principal Payments	190,000.00	4233 Total	48,658,946.00	Other Receivables	6,334.11
Interest Payments	108,365.50	Land Area 2.75 Sq. Miles		Total	638,881.51
DEFERRED CHARGES		Net Valuation Taxable-Municipal	50,015,932.00	LIABILITIES, RESERVES, AND SURPLUS	
SCHOOL, COUNTY, SPECIAL DISTRICT TAXES	23,592.19	Net Valuation Taxable-County	173,670,287.00	Cash Liabilities	218,854.76
RESERVE FOR UNCOLLECTED TAXES	4,455,714.15	State Equalization Ratio	31.30	Reserves for Receivables	192,484.37
EMERGENCY EMPLOYMENT ACT OF 1971	120,587.42			Surplus Dec. 31,	227,542.38
EXPENDITURES TOTAL	6,798,545.63			Total	638,881.51

1971/3000

0506

Population 1970 8,725
 Population 1972 9,185
 S & P Rating
 Moody Rating

General Tax Rate Per \$100. 5.14
 State Equalized Tax Rate 3.07

MIDDLE TOWNSHIP — CAPE MAY COUNTY
Form of Government:
Township Committee
Number of Members on Governing Body 3

PER CAPITA:
 Gross Debt 392.38
 Net Debt 90.35
 Debt Service 253.71
 Total Tax Levy 95.54
 Municipal Expenditures

PER CENT:
 Gross Debt 5.86
 Net Debt 1.35
 Tax Levy Collected 91.61
 Tax Levy Cancelled, Abated or Adjusted .27

EXPENDITURES		REVENUES-REALIZED		1972 PROPERTY TAX	
GENERAL GOVERNMENT				STATE EQUALIZED TAX RATE	
Governing Body & Public Boards		1972 Property Taxes Collected	2,146,671.49	Local District School Taxes 2.35	1,757,743.05
Municipal Clerk		1972 Payments in Lieu of Taxes		Regional & Consolidated School Tax	
Financial Administration	11,898.56	Delinquent Tax & Lien Collections	141,245.54	School Taxes in Municipal Budget	
Assessment of Taxes	16,610.28	Business Personalty Replacement Taxes	41,803.12	County Taxes .45	335,145.73
Collection of Taxes	47,277.56	Taxes from Public Utilities	607,254.90	County Library Taxes .02	12,720.71
Planning, Housing & Development	8,475.58	Other Miscellaneous Tax Revenues	66,301.00	Local Municipal Purpose Taxes .15	112,448.10
Human Resources	1,000.00	State Aid Revenues	47,360.84	Veteran & Senior Citizen Taxes .10	75,580.00
Elections	2,000.00	Federal Aid Revenues		Total Taxes for Rate Computation 3.07	2,297,641.55
General Administration (other)	74,470.00	State and Local Fiscal Assistance Act Utilized		Special District Taxes	75,380.00
JUDICIARY		Sale of Acquired Property	9,165.00	Bank Stock Taxes	4,074.38
Municipal Courts	11,100.00	Other Miscellaneous Revenues	45,811.00	Added and Omitted Taxes	28,776.56
PUBLIC SAFETY		Other Revenues, Revenue Sharing Tax Effort	49,587.51	Total Taxes Levied - ABSTRACT	2,330,292.53
Fire Protection		Total	3,155,200.80	Total Taxes Billed	2,343,294.41
Police Protection	167,185.00	Prior Years Surplus Appropriated	155,000.00	1972 TAXES COLLECTED	2,146,671.49
Civil Defense & Disaster Control	2,500.00	REVENUES TOTAL	3,310,200.80	1972 Taxes Cancelled, Abated or Adjusted	6,371.67
Environmental Inspection & Control		CAPITAL OUTLAY TOTAL	31,903.50	Transfer to Tax Title Liens or Foreclosed	25,496.87
Other Public Safety				Balance Outstanding Dec. 31, 1972	164,754.38
PUBLIC WORKS				PRIOR YEARS TAXES OUTSTANDING	
Streets and Drainage	147,527.66	Public Enterprises		Balance January 1, 1972	133,557.05
Sewers and Sewage Processing		Recreation—Culture		Collected in 1972	131,485.40
Garbage and Trash Disposal	83,900.00	Public Works		Cancelled, Abated or Adjusted 1972	9.64
Public Buildings and Grounds	19,749.56	Buildings and Grounds	31,903.50	Transfers to Tax Title Liens or Foreclosed	1,941.63
Other Public Works		Library and Education		Balance December 31, 1972	120.38
HEALTH and WELFARE		Conservation		TAX TITLE LIENS OUTSTANDING	
Health Services Except Environmental	5,500.00	All Other		Balance January 1, 1972	235,193.83
Welfare-Public Assistance	3,000.00			Transfers From Taxes	27,552.52
Hospitals, Clinics, First Aid				Redeemed in 1972	9,760.54
Animal, Insect, & Rodent Control	6,401.26			Cancelled, Abated or Adjusted (1972)	101.20
Other Welfare Services				Transfers to Foreclosed Property	35,884.13
RECREATION and CONSERVATION				Balance December 31, 1972	213,400.48
Beaches and Boardwalks				PROPERTY ACQUIRED BY DEED OR FORECLOSURE	
Parks, Playgrounds, Shade Trees				Balance January 1, 1972	214,485.00
Land Reclamation & Conservation				Transfers From Taxes or Liens	39,884.13
Other Recreational Services	5,750.00			Sale for Cash (1972)	8,715.00
EDUCATION (excluding schools)				Cancelled, Abated or Adjusted (1972)	
Libraries				Balance December 31, 1972	245,654.13
Other Educational Services				CURRENT FINANCES DECEMBER 31, 1972	
STATUTORY EXPENDITURES				ASSETS	
Pensions & F. I. C. A.	25,070.00			Cash Dec. 31, 1972	1,425,820.53
Employee Fringe Benefits	18,000.00			Taxes Receivable	164,874.76
Other Statutory Expenditures				Tax Title Liens	213,400.48
MUNICIPAL FUNCTIONS				Foreclosed Property	245,654.13
CAPITAL IMPROVEMENTS				Emergencies & Other Deferred Charges	
DEBT SERVICE				State Aid Receivable	36,478.06
Principal Payments				Other Receivables	10,481.03
Interest Payments				Total	2,056,708.99
DEFERRED CHARGES				LIABILITIES, RESERVES, AND SURPLUS	
SCHOOL, COUNTY, SPECIAL DISTRICT TAXES	2,184,593.49			Cash Liabilities	760,266.85
RESERVE FOR UNCOLLECTED TAXES	218,559.86			Reserves for Receivables	634,410.40
EMERGENCY EMPLOYMENT ACT OF 1971				Surplus Dec. 31,	702,031.74
EXPENDITURES				Total	2,056,708.99
TOTAL	3,062,570.01				

1211

Population 1970 15,038
 Population 1972 15,400
 S & P Rating
 Moody Rating BAA

General Tax Rate Per \$100. 5.37
 State Equalized Tax Rate 3.14

MIDDLESEX BOROUGH — MIDDLESEX COUNTY
 Form of Government:
 Borough Council
 Number of Members on Governing Body 6

PER CAPITA: 387.71
 Gross Debt 144.72
 Net Debt 6.87
 Debt Service 304.86
 Total Tax Levy 127.13
 Municipal Expenditures

PER CENT: 4.36
 Gross Debt 1.63
 Net Debt 96.32
 Tax Levy Collected
 Tax Levy Cancelled, Abated or Adjusted .36

EXPENDITURES		REVENUES-REALIZED		1972 PROPERTY TAX	
GENERAL GOVERNMENT				STATE EQUALIZED TAX RATE	
Governing Body & Public Boards				Local District School Taxes 2.11	3,155,123.65
Municipal Clerk				Regional & Consolidated School Tax	
Financial Administration	6,000.00	1972 Property Taxes Collected	4,542,275.32	School Taxes in Municipal Budget	
Assessment of Taxes	58,283.06	1972 Payments in Lieu of Taxes	23,125.82	County Taxes .57	880,490.47
Collection of Taxes	31,666.54	Delinquent Tax & Lien Collections	138,670.12	County Library Taxes	
Planning, Housing & Development	7,215.00	Business Personality Replacement Taxes	165,423.93	Local Municipal Purpose Taxes .41	615,448.57
Human Resources		Taxes from Public Utilities	306,635.87	Veteran & Senior Citizen Taxes .06	83,640.00
Elections	2,565.00	Other Miscellaneous Tax Revenues		Total Taxes for Rate Computation 3.15	4,718,702.69
General Administration (other)	220,546.10	State Aid Revenues	62,226.06	Special District Taxes	
JUDICIARY		Federal Aid Revenues		Bank Stock Taxes	3,083.86
Municipal Courts	14,855.00	State and Local Fiscal Assistance Act Utilized		Added and Omitted Taxes	58,759.00
PUBLIC SAFETY		Sale of Acquired Property	62,424.04	Total Taxes Levied - ABSTRACT	4,654,905.55
Fire Protection	68,417.00	Other Miscellaneous Revenues	209,884.71	Total Taxes Billed	4,715,605.55
Police Protection	392,445.00	Other Revenues, Revenue Sharing Tax Effort	43,059.94	1972 TAXES COLLECTED	4,542,275.32
Civil Defense & Disaster Control	4,050.00	Total	5,553,725.81	1972 Taxes Cancelled, Abated or Adjusted	17,115.69
Environmental Inspection & Control	6,730.45	Prior Years Surplus Appropriated	490,000.00	Transfer to Tax Title Liens or Foreclosed	
Other Public Safety	650.00	REVENUES TOTAL	6,043,725.81	Balance Outstanding Dec. 31, 1972	156,214.54
PUBLIC WORKS		CAPITAL OUTLAY TOTAL	520,527.27	PRIOR YEARS TAXES OUTSTANDING	
Streets and Drainage	353,286.00	Public Enterprises		Balance January 1, 1972	133,527.16
Sewers and Sewage Processing	19,774.00	Recreation—Culture	32,771.59	Collected in 1972	121,229.96
Garbage and Trash Disposal	86,404.90	Public Works	473,275.00	Cancelled, Abated or Adjusted 1972	
Public Buildings and Grounds	23,540.00	Buildings and Grounds	6,378.11	Transfers to Tax Title Liens or Foreclosed	
Other Public Works	13,000.00	Library and Education	8,102.57	Balance December 31, 1972	2,297.20
HEALTH and WELFARE		Conservation		TAX TITLE LIENS OUTSTANDING	
Health Services Except Environmental	17,370.00	All Other		Balance January 1, 1972	21,568.30
Welfare-Public Assistance	2,850.00	CAPITAL DEBT AUTHORIZED, DECEMBER 31, 1972		Transfers From Taxes	
Hospitals, Clinics, First Aid		ISSUED AND UNISSUED		Redeemed in 1972	7,440.16
Animal, Insect, & Rodent Control		GROSS DEBT		Cancelled, Abated or Adjusted (1972)	
Other Welfare Services		School 3,651,000		Transfers to Foreclosed Property	
RECREATION and CONSERVATION		Self-liquidating 159,000	142,481	Balance December 31, 1972	14,128.14
Beaches and Boardwalks		Other 2,160,674	2,086,274	PROPERTY ACQUIRED BY DEED OR FORECLOSURE	
Parks, Playgrounds, Shade Trees	64,432.00	Total 5,970,674	2,228,755	Balance January 1, 1972	122,552.04
Land Reclamation & Conservation		ISSUED AND OUTSTANDING		Transfers From Taxes or Liens	
Other Recreational Services	46,064.55	School 3,651,000.00		Sale for Cash (1972)	62,424.04
EDUCATION (excluding schools)		Self-Liquidating 159,000.00		Cancelled, Abated or Adjusted (1972)	
Libraries	75,000.00	Other 1,476,000.00		Balance December 31, 1972	60,128.00
Other Educational Services		Total 5,286,000.00		CURRENT FINANCES DECEMBER 31, 1972	
STATUTORY EXPENDITURES		EQUALIZED VALUATION BASIS		ASSETS	
Pensions & F. I. C. A.	81,100.00	FOR NET DEBT COMPUTATION	136,911,535.33	Cash Dec. 31, 1972	1,182,570.93
Employee Fringe Benefits	25,000.00	REAL PROPERTY VALUATIONS		Taxes Receivable	158,511.74
Other Statutory Expenditures		Code Class # of Parcels % VAL'N		Tax Title Liens	14,128.14
MUNICIPAL FUNCTIONS		1 Vacant Land 431 1.90	953,150.00	Foreclosed Property	60,128.00
CAPITAL IMPROVEMENTS	1,622,447.00	2 Residential 3415 64.77	32,410,000.00	Emergencies & Other Deferred Charges	54,580.00
DEBT SERVICE		3 Farm 8 .63	313,600.00	State Aid Receivable	10,004.70
Principal Payments	55,000.00	4a Commercial 168 8.01	4,009,600.00	Other Receivables	7,970.31
Interest Payments	50,833.75	4b Industrial 111 18.74	9,376,500.00	Total	1,488,293.82
DEFERRED CHARGES	2,645.00	4c Apartments 6 5.95	2,976,550.00	LIABILITIES, RESERVES, AND SURPLUS	
SCHOOL, COUNTY, SPECIAL DISTRICT TAXES		4139 Total	50,039,400.00	Cash Liabilities	626,837.27
RESERVE FOR UNCOLLECTED TAXES	4,015,614.12	Land Area 3.45 Sq. Miles		Reserves for Receivables	239,248.09
EMERGENCY EMPLOYMENT ACT OF 1971	226,526.62	Net Valuation Taxable-Municipal	50,351,700.00	Surplus Dec. 31,	612,208.46
EXPENDITURES TOTAL	5,577,466.49	Net Valuation Taxable-County	159,608,579.00	Total	1,488,293.82
		State Equalization Ratio	33.60		

1331

Population 1970 54,623
 Population 1972 56,730
 S & P Rating BAA
 Moody Rating BAA

General Tax Rate Per \$100. 5.23
 State Equalized Tax Rate 3.04

MIDDLETOWN TOWNSHIP — MONMOUTH CO.
 Form of Government:
 Special Charter (Ch 237-1971)
 Number of Members on Governing Body 5

PER CAPITA:
 Gross Debt 467.93
 Net Debt 152.26
 Debt Service 5.56
 Total Tax Levy 284.44
 Municipal Expenditures 118.22

PER CENT:
 Gross Debt 5.91
 Net Debt 1.92
 Tax Levy Collected 94.57
 Tax Levy Cancelled, Abated or Adjusted .04

EXPENDITURES		REVENUES-REALIZED		1972 PROPERTY TAX	
GENERAL GOVERNMENT				STATE EQUALIZED TAX RATE $\frac{2.05}{100}$	
Governing Body & Public Boards	1,800.00	1972 Property Taxes Collected		Local District School Taxes	10,420,241.25
Municipal Clerk		15,259,903.77		Regional & Consolidated School Tax	
Financial Administration	46,158.00	1972 Payments in Lieu of Taxes		School Taxes in Municipal Budget	
Assessment of Taxes	84,427.39	Delinquent Tax & Lien Collections		County Taxes	3,147,071.34
Collection of Taxes	84,714.00	Business Personalty Replacement Taxes		County Library Taxes	
Planning, Housing & Development	90,322.15	Taxes from Public Utilities		Local Municipal Purpose Taxes	1,625,275.57
Human Resources	65,586.00	Other Miscellaneous Tax Revenues		Veteran & Senior Citizen Taxes	301,920.00
Elections	10,178.00	State Aid Revenues		Total Taxes for Rate Computation	15,458,508.16
General Administration (other)	534,186.00	Federal Aid Revenues		Special District Taxes	580,000.00
JUDICIARY		State and Local Fiscal Assistance Act Utilized		Bank Stock Taxes	16,787.43
Municipal Courts	77,533.00	Sale of Acquired Property		Added and Omitted Taxes	242,104.40
PUBLIC SAFETY		Other Miscellaneous Revenues		Total Taxes Levied - ABSTRACT	16,136,479.99
Fire Protection	175,870.85	Other Revenues, Revenue Sharing Tax Effort		Total Taxes Billed	16,136,479.99
Police Protection	1,228,222.00	Total		1972 TAXES COLLECTED	15,259,903.77
Civil Defense & Disaster Control	13,500.00	Prior Years Surplus Appropriated		1972 Taxes Cancelled, Abated or Adjusted	6,320.00
Environmental Inspection & Control	108,150.49	REVENUES TOTAL		Transfer to Tax Title Liens or Foreclosed	
Other Public Safety	1,800.00	CAPITAL OUTLAY TOTAL		Balance Outstanding Dec. 31, 1972	870,256.22
PUBLIC WORKS				PRIOR YEARS TAXES OUTSTANDING	
Streets and Drainage	693,132.51	Public Enterprises		Balance January 1, 1972	808,567.12
Sewers and Sewage Processing		Recreation—Culture		Collected in 1972	751,219.31
Garbage and Trash Disposal	65,259.00	Public Works		Cancelled, Abated or Adjusted 1972	
Public Buildings and Grounds	116,521.00	Buildings and Grounds		Transfers to Tax Title Liens or Foreclosed	
Other Public Works	15,000.00	Library and Education		Balance December 31, 1972	17,347.81
HEALTH and WELFARE		Conservation		TAX TITLE LIENS OUTSTANDING	
Health Services Except Environmental	108,307.88	All Other		Balance January 1, 1972	160,580.11
Welfare-Public Assistance	24,601.00	CAPITAL DEBT AUTHORIZED, DECEMBER 31, 1972		Transfers From Taxes	
Hospitals, Clinics, First Aid	8,000.00	ISSUED AND UNISSUED GROSS DEBT NET DEBT		Redeemed in 1972	63,504.57
Animal, Insect, & Rodent Control	28,590.12	School 17,908,000		Cancelled, Abated or Adjusted (1972)	
Other Welfare Services		Self-liquidating 8,637,840		Transfers to Foreclosed Property	
RECREATION and CONSERVATION		Other 26,545,840		Balance December 31, 1972	97,475.54
Beaches and Boardwalks	18,118.00	Total 8,637,840		PROPERTY ACQUIRED BY DEED OR	
Parks, Playgrounds, Shade Trees	15,775.00	ISSUED AND OUTSTANDING		FORECLOSURE	
Land Reclamation & Conservation	47,579.00	School 7,948,000.00		Balance January 1, 1972	257,884.07
Other Recreational Services	215,480.00	Self-Liquidating 10,509,000.00		Transfers From Taxes or Liens	
EDUCATION (excluding schools)		Other 18,457,000.00		Sale for Cash (1972)	89,509.00
Libraries	255,520.00	Total		Cancelled, Abated or Adjusted (1972)	
Other Educational Services	800,000.00	EQUALIZED VALUATION BASIS FOR NET DEBT COMPUTATION		Balance December 31, 1972	167,575.07
STATUTORY EXPENDITURES		REAL PROPERTY VALUATIONS		CURRENT FINANCES DECEMBER 31, 1972	
Pensions & F. I. C. A.	203,155.00	Code Class # of Parcels % VAL'N		ASSETS	
Employee Fringe Benefits	71,780.61	1 Vacant Land 3174 3.23		Cash Dec. 31, 1972	4,659,494.65
Other Statutory Expenditures		2 Residential 14657 87.79		Taxes Receivable	887,604.03
MUNICIPAL FUNCTIONS TOTAL	5,214,511.00	3 Farm 100 .82		Tax Title Liens	57,475.54
CAPITAL IMPROVEMENTS *MEMO*	100,000.00	4a Commercial 337 7.72		Foreclosed Property	167,575.07
DEBT SERVICE		4b Industrial 2 .37		Emergencies & Other Deferred Charges	186,100.00
Principal Payments	205,000.00	4c Apartments 7 .07		State Aid Receivable	235,522.00
Interest Payments	110,501.00	18317 Total		Other Receivables	11,153.51
DEFERRED CHARGES		Land Area 41.08 Sq. Miles		Total	6,245,724.80
SCHOOL, COUNTY, SPECIAL DISTRICT TAXES	14,147,312.59	Net Valuation Taxable-Municipal		LIABILITIES, RESERVES, AND SURPLUS	
RESERVE FOR UNCOLLECTED TAXES	519,424.42	296,356,631.00		Cash Liabilities	4,192,570.48
EMERGENCY EMPLOYMENT ACT OF 1971	154,223.25	Net Valuation Taxable-County		Reserves for Receivables	1,164,208.15
EXPENDITURES TOTAL	20,853,572.26	470,280,873.00		Surplus Dec. 31,	892,546.17
		State Equalization Ratio 58.25		Total	6,245,724.80

0235

Population 1970 8,159
 Population 1972 9,240
 S & P Rating BBB
 Moody Rating BAA-1

General Tax Rate Per \$100. 4.55
 State Equalized Tax Rate 3.77

MIDLAND PARK BOROUGH — BERGEN COUNTY
Form of Government:
 Borough Council
 Number of Members on Governing Body 6

PER CAPITA: 465.17
 Gross Debt 400.49
 Net Debt 41.86
 Debt Service 386.40
 Total Tax Levy 162.91
 Municipal Expenditures

PER CENT: 4.91
 Gross Debt 4.23
 Net Debt 98.01
 Tax Levy Collected
 Tax Levy Cancelled, Abated or Adjusted .46

EXPENDITURES		REVENUES-REALIZED		1972 PROPERTY TAX	
GENERAL GOVERNMENT				STATE EQUALIZED TAX RATE 2.39	
Governing Body & Public Boards		1972 Property Taxes Collected	3,123,986.32	Local District School Taxes	2,031,425.52
Municipal Clerk		1972 Payments in Lieu of Taxes		Regional & Consolidated School Tax	
Financial Administration	5,525.00	Delinquent Tax & Lien Collections	53,826.36	School Taxes in Municipal Budget	
Assessment of Taxes	9,465.00	Business Personalty Replacement Taxes	58,697.43	County Taxes	305,791.09
Collection of Taxes	11,235.00	Taxes from Public Utilities	96,240.14	County Library Taxes	
Planning, Housing & Development	1,375.00	Other Miscellaneous Tax Revenues		Local Municipal Purpose Taxes	815,129.19
Human Resources		State Aid Revenues	32,591.63	Veteran & Senior Citizen Taxes	50,170.00
Elections		Federal Aid Revenues	28,416.00	Total Taxes for Rate Computation	3,206,515.80
General Administration (other)	58,545.00	State and Local Fiscal Assistance Act Utilized		Special District Taxes	
JUDICIARY		Sale of Acquired Property	52,454.02	Bank Stock Taxes	4,685.24
Municipal Courts	7,490.00	Other Miscellaneous Revenues	17,460.48	Added and Omitted Taxes	22,893.36
PUBLIC SAFETY		Other Revenues, Revenue Sharing Tax Effort	3,503,672.38	Total Taxes Levied - ABSTRACT	3,183,928.40
Fire Protection	25,870.00	Total	3,503,672.38	Total Taxes Billed	3,123,986.32
Police Protection	194,892.00	Prior Years Surplus Appropriated	300,000.00	1972 TAXES COLLECTED	3,123,986.32
Civil Defense & Disaster Control	2,570.00	REVENUES TOTAL	3,803,672.38	1972 Taxes Cancelled, Abated or Adjusted	14,567.39
Environmental Inspection & Control	6,500.00			Transfer to Tax Title Liens or Foreclosed	1,551.55
Other Public Safety				Balance Outstanding Dec. 31, 1972	47,207.29
PUBLIC WORKS		CAPITAL OUTLAY TOTAL	216,351.17	PRIOR YEARS TAXES OUTSTANDING	
Streets and Drainage	116,539.00	Public Enterprises		Balance January 1, 1972	53,860.24
Sewers and Sewage Processing	151,559.20	Recreation—Culture		Collected in 1972	53,826.36
Garbage and Trash Disposal		Public Works	153,617.95	Cancelled, Abated or Adjusted 1972	
Public Buildings and Grounds	30,495.00	Buildings and Grounds	62,733.22	Transfers to Tax Title Liens or Foreclosed	33.88
Other Public Works		Library and Education		Balance December 31, 1972	
HEALTH and WELFARE		Conservation		TAX TITLE LIENS OUTSTANDING	
Health Services Except Environmental	21,638.47	All Other		Balance January 1, 1972	3,935.88
Welfare-Public Assistance	5,600.00			Transfers From Taxes	1,615.69
Hospitals, Clinics, First Aid		CAPITAL DEBT AUTHORIZED, DECEMBER 31, 1972		Redeemed in 1972	
Animal, Insect, & Rodent Control		ISSUED AND UNISSUED		Cancelled, Abated or Adjusted (1972)	
Other Welfare Services		School	533,000	Transfers to Foreclosed Property	
RECREATION and CONSERVATION		Self-liquidating		Balance December 31, 1972	5,551.57
Beaches and Boardwalks		Other	3,300,000	PROPERTY ACQUIRED BY DEED OR FORECLOSURE	
Parks, Playgrounds, Shade Trees		Total	3,833,000	Balance January 1, 1972	200.00
Land Reclamation & Conservation	24,000.00			Transfers From Taxes or Liens	
Other Recreational Services	14,900.00	ISSUED AND OUTSTANDING		Sale for Cash (1972)	
EDUCATION (excluding schools)		School	533,000.00	Cancelled, Abated or Adjusted (1972)	
Libraries	43,639.70	Self-liquidating		Balance December 31, 1972	200.00
Other Educational Services		Other	3,300,000.00	CURRENT FINANCES DECEMBER 31, 1972	
STATUTORY EXPENDITURES		Total	3,833,000.00	ASSETS	
Pensions & F. I. C. A.	30,025.00	EQUALIZED VALUATION BASIS		Cash Dec. 31, 1972	654,514.98
Employee Fringe Benefits	9,200.00	FOR NET DEBT COMPUTATION	78,024,790.67	Taxes Receivable	47,207.29
Other Statutory Expenditures		REAL PROPERTY VALUATIONS		Tax Title Liens	5,551.57
MUNICIPAL FUNCTIONS		Code Class # of Parcels % VAL'N		Foreclosed Property	200.00
CAPITAL IMPROVEMENTS		1 Vacant Land 92 1.84	1,285,800.00	Emergencies & Other Deferred Charges	32,100.00
DEBT SERVICE		2 Residential 2048 78.53	54,846,400.00	State Aid Receivable	44,648.00
Principal Payments	150,000.00	3 Farm		Other Receivables	6,510.96
Interest Payments	194,525.00	4a Commercial 87 10.03	7,005,800.00	Total	790,732.80
		4b Industrial 38 7.81	5,455,950.00	LIABILITIES, RESERVES, AND SURPLUS	
		4c Apartments 3 1.79	1,249,000.00	Cash Liabilities	209,725.29
		2268 Total	69,842,950.00	Reserves for Receivables	59,465.82
DEFERRED CHARGES		Land Area 1.69 Sq. Miles		Surplus Dec. 31,	521,537.69
SCHOOL, COUNTY, SPECIAL DISTRICT TAXES				Total	790,732.80
RESERVE FOR UNCOLLECTED TAXES		Net Valuation Taxable-Municipal	70,516,151.00		
EMERGENCY EMPLOYMENT ACT OF 1971		Net Valuation Taxable-County	80,857,549.00		
EXPENDITURES TOTAL	3,683,625.37	State Equalization Ratio	82.96		

1020

Population 1970 1,230
 Population 1972 1,285
 S & P Rating
 Moody Rating

General Tax Rate Per \$100. 3.14
 State Equalized Tax Rate 3.05

MILFORD BOROUGH — HUNTERDON

Form of Government:

Borough Council

Number of Members on Governing Body 6

PER CAPITA:

Gross Debt 876.83
 Net Debt 164.30
 Debt Service 32.68
 Total Tax Levy 433.39
 Municipal Expenditures 272.01

PER CENT:

Gross Debt 6.36
 Net Debt 1.19
 Tax Levy Collected 92.57
 Tax Levy Cancelled, Abated or Adjusted .25

EXPENDITURES		REVENUES-REALIZED		1972 PROPERTY TAX	
GENERAL GOVERNMENT				STATE EQUALIZED TAX RATE 1.52	
Governing Body & Public Boards		1972 Property Taxes Collected	516,221.01	Local District School Taxes	275,920.00
Municipal Clerk	2,800.00	1972 Payments in Lieu of Taxes		Regional & Consolidated School Tax	148,321.05
Financial Administration	2,600.00	Delinquent Tax & Lien Collections	36,935.05	School Taxes in Municipal Budget	
Assessment of Taxes	2,066.68	Business Personalty Replacement Taxes	172,451.69	County Taxes	121,838.31
Collection of Taxes	3,282.58	Taxes from Public Utilities	125,383.87	County Library Taxes	
Planning, Housing & Development		Other Miscellaneous Tax Revenues		Local Municipal Purpose Taxes	
Human Resources		State Aid Revenues	7,873.00	Veteran & Senior Citizen Taxes	8,750.00
Elections		Federal Aid Revenues		Total Taxes for Rate Computation	554,829.36
General Administration (other)	38,800.00	State and Local Fiscal Assistance Act Utilized		Special District Taxes	
JUDICIARY		Sale of Acquired Property		Bank Stock Taxes	5,286.05
Municipal Courts	2,587.54	Other Miscellaneous Revenues	22,478.11	Added and Omitted Taxes	5,540.02
PUBLIC SAFETY		Other Revenues, Revenue Sharing Tax Effort	4,312.01	Total Taxes Levied - ABSTRACT	556,905.43
Fire Protection	17,400.00	Total	885,694.74	Total Taxes Billed	557,637.11
Police Protection	28,800.00	Prior Years Surplus Appropriated	30,000.00	1972 TAXES COLLECTED	516,221.01
Civil Defense & Disaster Control	300.00	REVENUES TOTAL	515,694.74	1972 Taxes Cancelled, Abated or Adjusted	1,379.34
Environmental Inspection & Control	1,300.00			Transfer to Tax Title Liens or Foreclosed	
Other Public Safety				Balance Outstanding Dec. 31, 1972	40,036.76
PUBLIC WORKS		CAPITAL OUTLAY TOTAL		PRIOR YEARS TAXES OUTSTANDING	
Streets and Drainage	68,300.00	Public Enterprises		Balance January 1, 1972	39,252.79
Sewers and Sewage Processing	3,500.00	Recreation—Culture		Collected in 1972	36,935.05
Garbage and Trash Disposal	15,000.00	Public Works		Cancelled, Abated or Adjusted 1972	146.52
Public Buildings and Grounds	10,000.00	Buildings and Grounds		Transfers to Tax Title Liens or Foreclosed	
Other Public Works	16,588.00	Library and Education		Balance December 31, 1972	2,211.22
HEALTH and WELFARE		Conservation		TAX TITLE LIENS OUTSTANDING	
Health Services Except Environmental	3,000.00	All Other		Balance January 1, 1972	
Welfare-Public Assistance	2,250.00			Transfers From Taxes	
Hospitals, Clinics, First Aid		CAPITAL DEBT AUTHORIZED, DECEMBER 31, 1972		Redeemed in 1972	
Animal, Insect, & Rodent Control		ISSUED AND UNISSUED GROSS DEBT NET DEBT		Cancelled, Abated or Adjusted (1972)	
Other Welfare Services		School 108,487		Transfers to Foreclosed Property	
RECREATION and CONSERVATION		Self-Liquidating 980,240	193,128	Balance December 31, 1972	
Beaches and Boardwalks		Other 38,000	18,000	PROPERTY ACQUIRED BY DEED OR	
Parks, Playgrounds, Shade Trees	6,400.00	Total 1,126,727	211,128	FORECLOSURE	
Land Reclamation & Conservation				Balance January 1, 1972	
Other Recreational Services				Transfers From Taxes or Liens	
EDUCATION (excluding schools)				Sale for Cash (1972)	
Libraries	15,100.00	ISSUED AND OUTSTANDING		Cancelled, Abated or Adjusted (1972)	
Other Educational Services		School 108,487.70		Balance December 31, 1972	
STATUTORY EXPENDITURES		Self-Liquidating 976,000.00		CURRENT FINANCES DECEMBER 31, 1972	
Pensions & F. I. C. A.	9,500.00	Other		ASSETS	
Employee Fringe Benefits	2,500.00	Total 1,084,487.70		Cash Dec. 31, 1972	313,938.92
Other Statutory Expenditures		EQUALIZED VALUATION BASIS		Taxes Receivable	42,247.98
MUNICIPAL FUNCTIONS TOTAL	252,575.60	FOR NET DEBT COMPUTATION	17,725,157.67	Tax Title Liens	
CAPITAL IMPROVEMENTS *MEMC*	36,388.00	REAL PROPERTY VALUATIONS		Foreclosed Property	
DEBT SERVICE		Code Class # of Parcels % VAL'N	ASSESSED VALUATION	Emergencies & Other Deferred Charges	16,334.24
Principal Payments	40,000.00	1 Vacant Land 107 1.86	315,550.00	State Aid Receivable	11,067.50
Interest Payments	2,000.00	2 Residential 340 35.32	6,071,850.00	Other Receivables	215,125.42
DEFERRED CHARGES	8,610.15	3 Farm 2 1.72	294,900.00	Total	602,714.06
SCHOOL, COUNTY, SPECIAL DISTRICT TAXES	546,075.36	4a Commercial 42 7.08	1,216,800.00	LIABILITIES, RESERVES, AND SURPLUS	
RESERVE FOR UNCOLLECTED TAXES	46,350.96	4b Industrial 3 53.13	9,134,300.00	Cash Liabilities	236,513.74
EMERGENCY EMPLOYMENT ACT OF 1971		4c Apartments 1 .89	153,000.00	Reserves for Receivables	261,373.40
EXPENDITURES TOTAL	855,616.07	495 Total	17,190,800.00	Surplus Dec. 31,	104,826.92
		Land Area 1.30 Sq. Miles		Total	602,714.06
		Net Valuation Taxable-Municipal	17,672,388.00		
		Net Valuation Taxable-County	26,006,511.00		
		State Equalization Ratio	57.23		

0712

Population 1970 21,089
 Population 1972 21,140
 S & P Rating
 Moody Rating

General Tax Rate Per \$100. 3.89
 State Equalized Tax Rate 3.32

MILLBURN TOWNSHIP — ESSEX COUNTY

Form of Government:

Township Committee

Number of Members on Governing Body 5

PER CAPITA:

Gross Debt 547.86
 Net Debt 273.83
 Debt Service 11.71
 Total Tax Levy 703.77
 Municipal Expenditures 277.85

PER CENT:

Gross Debt 2.75
 Net Debt 1.38
 Tax Levy Collected 97.67
 Tax Levy Cancelled, Abated or Adjusted .64

EXPENDITURES		REVENUES-REALIZED		1972 PROPERTY TAX	
GENERAL GOVERNMENT		1972 Property Taxes Collected		STATE EQUALIZED TAX RATE	
Governing Body & Public Boards			14,660,088.15	Local District School Taxes	1.40
Municipal Clerk			185,887.60	Regional & Consolidated School Tax	
Financial Administration	40,560.00	1972 Payments in Lieu of Taxes	251,943.08	School Taxes in Municipal Budget	
Assessment of Taxes	38,300.00	Delinquent Tax & Lien Collections	226,348.72	County Taxes	1.33
Collection of Taxes	26,350.00	Business Personalty Replacement Taxes	665,501.11	County Library Taxes	
Planning, Housing & Development	5,100.00	Taxes from Public Utilities	562,291.35	Local Municipal Purpose Taxes	.57
Human Resources		Other Miscellaneous Tax Revenues	180,808.96	Veteran & Senior Citizen Taxes	.02
Elections	2,880.00	State Aid Revenues		Total Taxes for Rate Computation	3.32
General Administration (other)	328,850.00	Federal Aid Revenues		Special District Taxes	
JUDICIARY		State and Local Fiscal Assistance Act Utilized		Bank Stock Taxes	17,068.01
Municipal Courts	111,126.02	Sale of Acquired Property	340,778.89	Added and Omitted Taxes	47,456.90
PUBLIC SAFETY		Other Miscellaneous Revenues	69,923.81	Total Taxes Levied - ABSTRACT	14,877,623.92
Fire Protection	861,300.00	Other Revenues, Revenue Sharing Tax Effort	17,143,571.67	Total Taxes Billed	15,009,757.09
Police Protection	508,700.00	Total	18,518,571.67	1972 TAXES COLLECTED	14,660,088.15
Civil Defense & Disaster Control	3,500.00	Prior Years Surplus Appropriated	2,404,540.98	1972 Taxes Cancelled, Abated or Adjusted	56,560.44
Environmental Inspection & Control	30,400.00	REVENUES		Transfer to Tax Title Liens or Foreclosed	2,318.44
Other Public Safety		CAPITAL OUTLAY		Balance Outstanding Dec. 31, 1972	250,830.06
PUBLIC WORKS		Public Enterprises		PRIOR YEARS TAXES OUTSTANDING	
Streets and Drainage	552,054.44	Recreation—Culture	412,672.17	Balance January 1, 1972	252,032.36
Sewers and Sewage Processing	33,000.00	Public Works	192,879.77	Collected in 1972	251,943.08
Garbage and Trash Disposal	203,800.00	Buildings and Grounds	1,799,389.04	Cancelled, Abated or Adjusted 1972	
Public Buildings and Grounds	15,600.00	Library and Education		Transfers to Tax Title Liens or Foreclosed	
Other Public Works	216,650.00	Conservation		Balance December 31, 1972	89.28
HEALTH and WELFARE		All Other		TAX TITLE LIENS OUTSTANDING	
Health Services Except Environmental	59,390.00	CAPITAL DEBT AUTHORIZED, DECEMBER 31, 1972		Balance January 1, 1972	4,991.80
Welfare-Public Assistance	3,630.00	ISSUED AND UNISSUED		Transfers From Taxes	2,318.44
Hospitals, Clinics, First Aid	3,500.00	School	5,793,000	Redeemed in 1972	
Animal, Insect, & Rodent Control	2,300.00	Self-liquidating		Cancelled, Abated or Adjusted (1972)	
Other Welfare Services		Other	5,788,779	Transfers to Foreclosed Property	
RECREATION and CONSERVATION		Total	11,581,779	Balance December 31, 1972	7,310.24
Beaches and Boardwalks		ISSUED AND OUTSTANDING		PROPERTY ACQUIRED BY DEED OR FORECLOSURE	
Parks, Playgrounds, Shade Trees	450,799.52	School	5,793,000.00	Balance January 1, 1972	14,500.00
Land Reclamation & Conservation		Self-Liquidating		Transfers From Taxes or Liens	
Other Recreational Services	750.00	Other	2,164,963.84	Sale for Cash (1972)	
EDUCATION (excluding schools)		Total	7,957,963.84	Cancelled, Abated or Adjusted (1972)	
Libraries	134,000.00	EQUALIZED VALUATION BASIS		Balance December 31, 1972	14,500.00
Other Educational Services		FOR NET DEBT COMPUTATION	420,618,361.33	CURRENT FINANCES DECEMBER 31, 1972	
STATUTORY EXPENDITURES		REAL PROPERTY VALUATIONS		ASSETS	
Pensions & F. I. C. A.	302,682.03	Code Class # of Parcels % VAL'N		Cash Dec. 31, 1972	2,962,536.06
Employee Fringe Benefits	58,100.00	1 Vacant Land 234 1.79	6,807,700.00	Taxes Receivable	250,919.34
Other Statutory Expenditures		2 Residential 5731 76.31	289,914,400.00	Tax Title Liens	7,310.24
MUNICIPAL FUNCTIONS		3 Farm		Foreclosed Property	14,500.00
CAPITAL IMPROVEMENTS		4a Commercial 195 16.77	63,697,700.00	Emergencies & Other Deferred Charges	40,000.00
DEBT SERVICE		4b Industrial 36 2.46	9,328,200.00	State Aid Receivable	25,457.95
Principal Payments	214,300.00	4c Apartments 21 2.68	10,165,400.00	Other Receivables	75,069.00
Interest Payments	33,321.69	6217 Total	379,913,400.00	Total	3,379,792.59
DEFERRED CHARGES		Land Area 10.00 Sq. Miles		LIABILITIES, RESERVES, AND SURPLUS	
SCHOOL, COUNTY, SPECIAL DISTRICT TAXES	1,362.54	Net Valuation Taxable-Municipal	384,196,200.00	Cash Liabilities	709,795.78
SCHOOL, COUNTY, SPECIAL DISTRICT TAXES	12,254,955.49	Net Valuation Taxable-County	433,736,759.00	Reserves for Receivables	251,798.58
RESERVE FOR UNCOLLECTED TAXES	1,191,083.72	State Equalization Ratio	85.52	Surplus Dec. 31,	2,318,198.23
EMERGENCY EMPLOYMENT ACT OF 1971				Total	3,279,792.59
EXPENDITURES					
TOTAL	18,128,785.45				

1812

Population 1970 630
 Population 1972 640
 S & P Rating
 Moody Rating

General Tax Rate Per \$100 6.50
 State Equalized Tax Rate 2.98

MILLSTONE BOROUGH — SOMERSET COUNTY

Form of Government:

Borough Council

Number of Members on Governing Body 6

PER CAPITA:

Gross Debt 34.38
 Net Debt 34.38
 Debt Service 3.65
 Total Tax Levy 273.86
 Municipal Expenditures 57.56

PER CENT:

Gross Debt .43
 Net Debt .43
 Tax Levy Collected 96.45
 Tax Levy Cancelled, Abated or Adjusted 1.01

EXPENDITURES		REVENUES-REALIZED		1972 PROPERTY TAX	
GENERAL GOVERNMENT				STATE EQUALIZED TAX RATE 2.45	
Governing Body & Public Boards		1972 Property Taxes Collected		Local District School Taxes	148,135.00
Municipal Clerk		1972 Payments in Lieu of Taxes		Regional & Consolidated School Tax	
Financial Administration	1,100.00	Delinquent Tax & Lien Collections		School Taxes in Municipal Budget	
Assessment of Taxes	1,253.35	Business Personalty Replacement Taxes		County Taxes	23,982.58
Collection of Taxes	1,150.00	Taxes from Public Utilities		County Library Taxes	1,115.25
Planning, Housing & Development	150.00	Other Miscellaneous Tax Revenues		Local Municipal Purpose Taxes	880.86
Human Resources	246.65	State Aid Revenues		Veteran & Senior Citizen Taxes	2,800.00
Elections	5,125.00	Federal Aid Revenues		Total Taxes for Rate Computation	176,914.09
General Administration (other)		State and Local Fiscal Assistance Act Utilized		Special District Taxes	
JUDICIARY		Sale of Acquired Property		Bank Stock Taxes	1,117.94
Municipal Courts	325.00	Other Miscellaneous Revenues		Added and Omitted Taxes	40.63
PUBLIC SAFETY		Other Revenues, Revenue Sharing Tax Effort		Total Taxes Levied - ABSTRACT	175,272.66
Fire Protection	3,800.00	Total		Total Taxes Billed	175,764.33
Police Protection	200.00	Prior Years Surplus Appropriated		1972 TAXES COLLECTED	169,524.23
Civil Defense & Disaster Control	25.00	REVENUES TOTAL		1972 Taxes Cancelled, Abated or Adjusted	1,783.80
Environmental Inspection & Control	125.00			Transfer to Tax Title Liens or Foreclosed	661.75
Other Public Safety				Balance Outstanding Dec. 31, 1972	3,794.55
PUBLIC WORKS		CAPITAL OUTLAY		PRIOR YEARS TAXES OUTSTANDING	
Streets and Drainage	3,100.00	Public Enterprises		Balance January 1, 1972	7,564.78
Sewers and Sewage Processing		Recreation—Culture		Collected in 1972	6,055.23
Garbage and Trash Disposal	5,600.00	Public Works		Cancelled, Abated or Adjusted 1972	852.81
Public Buildings and Grounds	600.00	Buildings and Grounds		Transfers to Tax Title Liens or Foreclosed	367.33
Other Public Works		Library and Education		Balance December 31, 1972	289.41
HEALTH and WELFARE		Conservation		TAX TITLE LIENS OUTSTANDING	
Health Services Except Environmental	500.00	All Other		Balance January 1, 1972	
Welfare-Public Assistance	100.00	CAPITAL DEBT AUTHORIZED, DECEMBER 31, 1972		Transfers From Taxes	1,083.77
Hospitals, Clinics, First Aid	100.00	ISSUED AND UNISSUED		Redeemed in 1972	
Animal, Insect, & Rodent Control		GROSS DEBT		Cancelled, Abated or Adjusted (1972)	
Other Welfare Services		NET DEBT		Transfers to Foreclosed Property	
RECREATION and CONSERVATION				Balance December 31, 1972	1,083.77
Beaches and Boardwalks				PROPERTY ACQUIRED BY DEED OR	
Parks, Playgrounds, Shade Trees	750.00			FORECLOSURE	
Land Reclamation & Conservation				Balance January 1, 1972	
Other Recreational Services				Transfers From Taxes or Liens	
EDUCATION (excluding schools)				Sale for Cash (1972)	
Libraries				Cancelled, Abated or Adjusted (1972)	
Other Educational Services	25.00			Balance December 31, 1972	
STATUTORY EXPENDITURES				CURRENT FINANCES DECEMBER 31, 1972	
Pensions & F. I. C. A.	400.00			ASSETS	
Employee Fringe Benefits				Cash Dec. 31, 1972	26,729.62
Other Statutory Expenditures				Taxes Receivable	4,083.96
MUNICIPAL FUNCTIONS				Tax Title Liens	1,083.77
CAPITAL IMPROVEMENTS	25,175.00			Foreclosed Property	
DEBT SERVICE				Emergencies & Other Deferred Charges	930.00
Principal Payments	1,000.00			State Aid Receivable	16,540.00
Interest Payments	1,338.75			Other Receivables	1,576.22
DEFERRED CHARGES	620.68			Total	50,943.57
SCHOOL, COUNTY, SPECIAL DISTRICT TAXES	173,233.23			LIABILITIES, RESERVES, AND SURPLUS	
RESERVE FOR UNCOLLECTED TAXES	8,706.64			Cash Liabilities	31,085.19
EMERGENCY EMPLOYMENT ACT OF 1971				Reserves for Receivables	6,743.95
EXPENDITURES	210,074.30			Surplus Dec. 31,	13,114.43
				Total	50,943.57

1332

Population 1970 2,535
 Population 1972 2,645
 S & P Rating
 Moody Rating

General Tax Rate Per \$100. 3.71
 State Equalized Tax Rate 3.15

MILLSTONE TOWNSHIP — MONMOUTH COUNTY

Form of Government:

Township Committee

Number of Members on Governing Body 3

PER CAPITA:

Gross Debt 45.37
 Net Debt
 Debt Service
 Total Tax Levy 381.12
 Municipal Expenditures 160.92

PER CENT:

Gross Debt .41
 Net Debt
 Tax Levy Collected 86.27
 Tax Levy Cancelled, Abated or Adjusted .65

EXPENDITURES		REVENUES-REALIZED		1972 PROPERTY TAX	
GENERAL GOVERNMENT				STATE EQUALIZED TAX RATE — 3.15	
Governing Body & Public Boards		1972 Property Taxes Collected		Local District School Taxes 2.10	660,511.00
Municipal Clerk		1972 Payments in Lieu of Taxes		Regional & Consolidated School Tax	
Financial Administration	4,500.00	Delinquent Tax & Lien Collections		School Taxes in Municipal Budget	
Assessment of Taxes	9,750.00	Business Personalty Replacement Taxes		County Taxes .61	193,579.87
Collection of Taxes	6,400.00	Taxes from Public Utilities		County Library Taxes .02	7,300.97
Planning, Housing & Development	12,885.00	Other Miscellaneous Tax Revenues		Local Municipal Purpose Taxes .38	121,037.32
Human Resources		State Aid Revenues		Veteran & Senior Citizen Taxes .04	11,740.00
Elections	900.00	Federal Aid Revenues		Total Taxes for Rate Computation 3.15	994,169.16
General Administration (other)	34,500.00	State and Local Fiscal Assistance Act Utilized		Special District Taxes	
JUDICIARY		Sale of Acquired Property		Bank Stock Taxes	362.68
Municipal Courts	7,500.00	Other Miscellaneous Revenues		Added and Omitted Taxes	25,281.77
PUBLIC SAFETY		Other Revenues, Revenue Sharing Tax Effort		Total Taxes Levied - ABSTRACT	1,008,073.61
Fire Protection	7,500.00	Prior Years Surplus Appropriated		Total Taxes Billed	1,008,073.61
Police Protection	9,700.00	REVENUES TOTAL		1972 TAXES COLLECTED	665,641.10
Civil Defense & Disaster Control	100.00			1972 Taxes Cancelled, Abated or Adjusted	6,593.80
Environmental Inspection & Control	1,650.00			Transfer to Tax Title Liens or Foreclosed	7,467.01
Other Public Safety				Balance Outstanding Dec. 31, 1972	124,371.70
PUBLIC WORKS		CAPITAL OUTLAY TOTAL		PRIOR YEARS TAXES OUTSTANDING	
Streets and Drainage	127,150.00			Balance January 1, 1972	112,041.08
Sewers and Sewage Processing				Collected in 1972	111,796.51
Garbage and Trash Disposal	1,480.00			Cancelled, Abated or Adjusted 1972	244.57
Public Buildings and Grounds				Transfers to Tax Title Liens or Foreclosed	
Other Public Works				Balance December 31, 1972	
HEALTH and WELFARE				TAX TITLE LIENS OUTSTANDING	
Health Services Except Environmental	3,895.00			Balance January 1, 1972	27,118.50
Welfare-Public Assistance	2,550.00			Transfers From Taxes	7,467.01
Hospitals, Clinics, First Aid	7,500.00			Redeemed in 1972	22,858.08
Animal, Insect, & Rodent Control				Cancelled, Abated or Adjusted (1972)	
Other Welfare Services				Transfers to Foreclosed Property	
RECREATION and CONSERVATION				Balance December 31, 1972	11,727.43
Beaches and Boardwalks				PROPERTY ACQUIRED BY DEED OR FORECLOSURE	
Parks, Playgrounds, Shade Trees				Balance January 1, 1972	7,680.00
Land Reclamation & Conservation	21,574.00			Transfers From Taxes or Liens	
Other Recreational Services	500.00			Sale for Cash (1972)	
EDUCATION (excluding schools)				Cancelled, Abated or Adjusted (1972)	
Libraries				Balance December 31, 1972	7,680.00
Other Educational Services				CURRENT FINANCES DECEMBER 31, 1972	
STATUTORY EXPENDITURES				ASSETS	
Pensions & F. I. C. A.	5,500.00			Cash Dec. 31, 1972	537,058.39
Employee Fringe Benefits	500.00			Taxes Receivable	124,371.70
Other Statutory Expenditures				Tax Title Liens	11,727.43
MUNICIPAL FUNCTIONS TOTAL	267,634.00			Foreclosed Property	7,680.00
CAPITAL IMPROVEMENTS *MEMO*	15,700.00			Emergencies & Other Deferred Charges	17,600.00
DEBT SERVICE				State Aid Receivable	38,601.01
Principal Payments				Other Receivables	1,422.31
Interest Payments				Total	738,500.84
DEFERRED CHARGES	5,700.00			LIABILITIES, RESERVES, AND SURPLUS	
SCHOOL, COUNTY, SPECIAL DISTRICT TAXES	861,351.84			Cash Liabilities	463,189.52
RESERVE FOR UNCOLLECTED TAXES	148,037.23			Reserves for Receivables	145,201.44
EMERGENCY EMPLOYMENT ACT OF 1971	4,273.77			Surplus Dec. 31,	130,105.88
EXPENDITURES TOTAL	1,287,036.84			Total	738,500.84

1212

Population 1970 6,470
 Population 1972 6,730
 S & P Rating A
 Moody Rating A

General Tax Rate Per \$100. 7.08
 State Equalized Tax Rate 2.63

MILLTOWN BOROUGH — MIDDLESEX COUNTY

Form of Government:

Borough Council

Number of Members on Governing Body 6

PER CAPITA:

Gross Debt 244.70
 Net Debt 122.70
 Debt Service 6.63
 Total Tax Levy 272.76
 Municipal Expenditures 112.40

PER CENT:

Gross Debt 2.67
 Net Debt 1.34
 Tax Levy Collected 57.63
 Tax Levy Cancelled, Abated or Adjusted

EXPENDITURES		REVENUES-REALIZED		1972 PROPERTY TAX	
GENERAL GOVERNMENT				STATE EQUALIZED TAX RATE → 1.80	
Governing Body & Public Boards		1972 Property Taxes Collected	1,792,115.15	Local District School Taxes	1,258,703.00
Municipal Clerk		1972 Payments in Lieu of Taxes		Regional & Consolidated School Tax	
Financial Administration	7,600.00	Delinquent Tax & Lien Collections	27,468.02	School Taxes in Municipal Budget	
Assessment of Taxes	5,451.00	Business Personalty Replacement Taxes	77,454.57	County Taxes	357,458.19
Collection of Taxes	15,400.00	Taxes from Public Utilities	61,603.64	County Library Taxes	
Planning, Housing & Development	5,030.00	Other Miscellaneous Tax Revenues		Local Municipal Purpose Taxes	141,127.12
Human Resources	380.00	State Aid Revenues	25,477.35	Veteran & Senior Citizen Taxes	45,520.00
Elections	1,900.00	Federal Aid Revenues	31,150.00	Total Taxes for Rate Computation	1,642,808.31
General Administration (other)	78,212.00	State and Local Fiscal Assistance Act Utilized		Special District Taxes	
JUDICIARY		Sale of Acquired Property		Bank Stock Taxes	3,417.92
Municipal Courts	13,848.00	Other Miscellaneous Revenues	291,703.53	Added and Omitted Taxes	34,983.54
PUBLIC SAFETY		Other Revenues, Revenue Sharing Tax Effort	38,074.05	Total Taxes Levied - ABSTRACT	1,635,689.77
Fire Protection	21,665.00	Total	2,345,047.11	Total Taxes Billed	1,635,689.77
Police Protection	148,030.00	Prior Years Surplus Appropriated	56,500.00	1972 TAXES COLLECTED	1,792,115.15
Civil Defense & Disaster Control	3,850.00	REVENUES	2,441,547.11	1972 Taxes Cancelled, Abated or Adjusted	
Environmental Inspection & Control	3,100.00	CAPITAL OUTLAY	146,905.61	Transfer to Tax Title Liens or Foreclosed	
Other Public Safety		TOTAL		Balance Outstanding Dec. 31, 1972	43,574.62
PUBLIC WORKS		Public Enterprises	11,446.00	PRIOR YEARS TAXES OUTSTANDING	
Streets and Drainage	75,850.00	Recreation—Culture		Balance January 1, 1972	24,372.41
Sewers and Sewage Processing	31,370.00	Public Works	135,459.61	Collected in 1972	21,876.75
Garbage and Trash Disposal	72,060.00	Buildings and Grounds		Cancelled, Abated or Adjusted 1972	1,187.25
Public Buildings and Grounds	12,760.00	Library and Education		Transfers to Tax Title Liens or Foreclosed	
Other Public Works		Conservation		Balance December 31, 1972	1,208.31
HEALTH and WELFARE		All Other		TAX TITLE LIENS OUTSTANDING	
Health Services Except Environmental	6,330.00	CAPITAL DEBT AUTHORIZED, DECEMBER 31, 1972		Balance January 1, 1972	11,404.54
Welfare-Public Assistance	1,225.00	ISSUED AND UNISSUED		Transfers From Taxes	
Hospitals, Clinics, First Aid		School	504,000	Redeemed in 1972	5,591.27
Animal, Insect, & Rodent Control	1,400.00	Self-liquidating	317,000	Cancelled, Abated or Adjusted (1972)	
Other Welfare Services		Other	825,800	Transfers to Foreclosed Property	
RECREATION and CONSERVATION		Total	1,646,800	Balance December 31, 1972	5,813.27
Beaches and Boardwalks		ISSUED AND OUTSTANDING		PROPERTY ACQUIRED BY DEED OR FORECLOSURE	
Parks, Playgrounds, Shade Trees	38,787.00	School	504,000.00	Balance January 1, 1972	150.00
Land Reclamation & Conservation	31,150.00	Self-Liquidating	305,000.00	Transfers From Taxes or Liens	
Other Recreational Services	23,753.00	Other	805,000.00	Sale for Cash (1972)	
EDUCATION (excluding schools)		Total	1,614,000.00	Cancelled, Abated or Adjusted (1972)	
Libraries	13,000.00	EQUALIZED VALUATION BASIS		Balance December 31, 1972	150.00
Other Educational Services		FOR NET DEBT COMPUTATION	61,786,926.67	CURRENT FINANCES DECEMBER 31, 1972	
STATUTORY EXPENDITURES		REAL PROPERTY VALUATIONS		ASSETS	
Pensions & F. I. C. A.	28,725.00	Code Class # of Parcels % VAL'N	ASSESSED VALUATION	Cash Dec. 31, 1972	155,935.57
Employee Fringe Benefits	4,500.00	1 Vacant Land 315 5.28	1,366,775.00	Taxes Receivable	44,882.93
Other Statutory Expenditures		2 Residential 1824 77.33	20,007,850.00	Tax Title Liens	5,813.27
MUNICIPAL FUNCTIONS	649,476.00	3 Farm		Foreclosed Property	150.00
CAPITAL IMPROVEMENTS	26,500.00	4a Commercial 80 6.92	1,789,700.00	Emergencies & Other Deferred Charges	1,900.00
DEBT SERVICE		4b Industrial 7 9.66	2,498,850.00	State Aid Receivable	24,282.50
Principal Payments	15,000.00	4c Apartments 7 .81	210,250.00	Other Receivables	9,905.23
Interest Payments	29,625.00	2233 Total	25,873,425.00	Total	242,869.50
DEFERRED CHARGES	12,456.45	Land Area 1.60 Sq. Miles		LIABILITIES, RESERVES, AND SURPLUS	
SCHOOL, COUNTY, SPECIAL DISTRICT TAXES	1,656,161.19	Net Valuation Taxable-Municipal	26,031,813.00	Cash Liabilities	55,657.69
RESERVE FOR UNCOLLECTED TAXES	45,853.57	Net Valuation Taxable-County	73,356,132.00	Reserves for Receivables	60,751.43
EMERGENCY EMPLOYMENT ACT OF 1971		State Equalization Ratio	37.26	Surplus Dec. 31,	82,460.78
EXPENDITURES	2,412,612.25			Total	242,869.50

0610

Population 1970 21,366
 Population 1972 22,560
 S & P Rating A
 Moody Rating A

General Tax Rate Per \$100. 6.00
 State Equalized Tax Rate 4.65

MILLVILLE CITY — CUMBERLAND COUNTY

Form of Government:

Commission (1911)

Number of Members on Governing Body 5

PER CAPITA:

Gross Debt 482.74
 Net Debt 182.38
 Debt Service 20.42
 Total Tax Levy 256.74
 Municipal Expenditures 139.97

PER CENT:

Gross Debt 10.05
 Net Debt 3.80
 Tax Levy Collected 93.42
 Tax Levy Cancelled, Abated or Adjusted .28

EXPENDITURES		REVENUES-REALIZED		1972 PROPERTY TAX	
GENERAL GOVERNMENT				STATE EQUALIZED TAX RATE	
Governing Body & Public Boards		1972 Property Taxes Collected	5,417,771.17	Local District School Taxes	2.21
Municipal Clerk		1972 Payments in Lieu of Taxes		Regional & Consolidated School Tax	
Financial Administration	22,741.43	Delinquent Tax & Lien Collections	196,594.38	School Taxes in Municipal Budget	.27
Assessment of Taxes	37,700.00	Business Personality Replacement Taxes	327,167.74	County Taxes	1.14
Collection of Taxes	52,600.00	Taxes from Public Utilities	409,060.55	County Library Taxes	
Planning, Housing & Development	4,000.00	Other Miscellaneous Tax Revenues		Local Municipal Purpose Taxes	.97
Human Resources	18,116.50	State Aid Revenues	385,181.51	Veteran & Senior Citizen Taxes	.11
Elections	4,708.73	Federal Aid Revenues	71,653.64	Total Taxes for Rate Computation	4.70
General Administration (other)	244,524.67	State and Local Fiscal Assistance Act Utilized		Special District Taxes	
JUDICIARY		Sale of Acquired Property	750.00	Bank Stock Taxes	16,403.73
Municipal Courts	42,451.49	Other Miscellaneous Revenues	170,628.09	Added and Omitted Taxes	47,370.00
PUBLIC SAFETY		Other Revenues, Revenue Sharing Tax Effort	56,356.18	Total Taxes Levied - ABSTRACT	5,792,052.44
Fire Protection	131,327.00	Total	7,035,203.26	Total Taxes Billed	5,799,611.76
Police Protection	521,438.36	Prior Years Surplus Appropriated	230,000.00	1972 TAXES COLLECTED	5,417,771.17
Civil Defense & Disaster Control	2,650.00	REVENUES TOTAL	7,265,203.26	1972 Taxes Cancelled, Abated or Adjusted	16,230.73
Environmental Inspection & Control	28,626.66	CAPITAL OUTLAY TOTAL	263,004.16	Transfer to Tax Title Liens or Foreclosed	11,268.80
Other Public Safety				Balance Outstanding Dec. 31, 1972	254,341.08
PUBLIC WORKS				PRIOR YEARS TAXES OUTSTANDING	
Streets and Drainage	336,641.76	Public Enterprises	168,458.57	Balance January 1, 1972	253,437.55
Sewers and Sewage Processing		Recreation—Culture	2,272.50	Collected in 1972	193,348.40
Garbage and Trash Disposal	53,450.00	Public Works	192,272.65	Cancelled, Abated or Adjusted 1972	4,673.05
Public Buildings and Grounds	50,390.00	Buildings and Grounds		Transfers to Tax Title Liens or Foreclosed	1,445.28
Other Public Works	22,773.65	Library and Education		Balance December 31, 1972	53,571.18
HEALTH and WELFARE		Conservation		TAX TITLE LIENS OUTSTANDING	
Health Services Except Environmental	13,734.04	All Other		Balance January 1, 1972	24,085.38
Welfare-Public Assistance	13,892.03	CAPITAL DEBT AUTHORIZED, DECEMBER 31, 1972		Transfers From Taxes	12,912.35
Hospitals, Clinics, First Aid	22,000.00	ISSUED AND UNISSUED		Redeemed in 1972	3,245.98
Animal, Insect, & Rodent Control	6,401.35	SCHOOL GROSS DEBT	4,274,000	Cancelled, Abated or Adjusted (1972)	
Other Welfare Services	4,000.00	Self-Liquidating	5,424,000	Transfers to Foreclosed Property	
RECREATION and CONSERVATION		Other	1,192,550	Balance December 31, 1972	33,751.79
Beaches and Boardwalks		Total	10,890,550	PROPERTY ACQUIRED BY DEED OR FORECLOSURE	
Parks, Playgrounds, Shade Trees	84,800.00	ISSUED AND OUTSTANDING		Balance January 1, 1972	62,800.00
Land Reclamation & Conservation		School	4,274,000.00	Transfers From Taxes or Liens	
Other Recreational Services	11,500.00	Self-Liquidating	4,068,000.00	Sale for Cash (1972)	750.00
EDUCATION (excluding schools)		Other	824,000.00	Cancelled, Abated or Adjusted (1972)	375.00
Libraries	65,299.00	Total	9,166,000.00	Balance December 31, 1972	61,675.00
Other Educational Services		EQUALIZED VALUATION BASIS		CURRENT FINANCES DECEMBER 31, 1972	
STATUTORY EXPENDITURES		FOR NET DEBT COMPUTATION	108,404,040.33	ASSETS	
Pensions & F. I. C. A.	110,993.81	REAL PROPERTY VALUATIONS		Cash Dec. 31, 1972	1,435,485.62
Employee Fringe Benefits	17,400.00	Code Class # of Parcels % VAL'N		Taxes Receivable	408,312.26
Other Statutory Expenditures		1 Vacant Land 2221 4.13	3,932,350.00	Tax Title Liens	22,751.79
MUNICIPAL FUNCTIONS TOTAL	2,048,360.68	2 Residential 5798 54.59	51,564,150.00	Foreclosed Property	61,675.00
CAPITAL IMPROVEMENTS *MEMC*	222,300.00	3 Farm 173 1.63	1,552,925.00	Emergencies & Other Deferred Charges	5,500.00
DEBT SERVICE		4a Commercial 375 13.26	12,620,275.00	State Aid Receivable	202,929.57
Principal Payments	244,000.00	4b Industrial 109 21.36	20,327,850.00	Other Receivables	170,109.60
Interest Payments	216,634.50	4c Apartments 24 5.03	4,790,850.00	Total	2,317,763.84
TYPE I SCHL DEBT *MEMC	358,474.50	8704 Total	95,188,400.00	LIABILITIES, RESERVES, AND SURPLUS	
DEFERRED CHARGES	226,700.00	Land Area 43.00 Sq. Miles		Cash Liabilities	1,611,806.84
SCHOOL, COUNTY, SPECIAL DISTRICT TAXES	4,518,360.74	Net Valuation Taxable-Municipal	97,662,250.00	Reserves for Receivables	673,848.65
RESERVE FOR UNCOLLECTED TAXES	348,155.90	Net Valuation Taxable-County	119,095,781.00	Surplus Dec. 31,	22,108.35
EMERGENCY EMPLOYMENT ACT OF 1971	73,529.09	State Equalization Ratio	78.31	Total	2,317,763.84
EXPENDITURES TOTAL	7,676,140.51				

1971/3000

* ABOVE DEBT SERVICE INCLUDES TYPE I SCHL DEBT

1420

Population 1970 3,557
 Population 1972 3,650
 S & P Rating
 Moody Rating

General Tax Rate Per \$100. 5.51
 State Equalized Tax Rate 3.83

MINE HILL TOWNSHIP — MORRIS COUNTY
Form of Government:
Township Committee
Number of Members on Governing Body 3

PER CAPITA:
 Gross Debt 15.48
 Net Debt 4.52
 Debt Service .50
 Total Tax Levy 301.84
 Municipal Expenditures 133.62

PER CENT:
 Gross Debt .21
 Net Debt .06
 Tax Levy Collected 96.41
 Tax Levy Cancelled, Abated or Adjusted .11

EXPENDITURES		REVENUES-REALIZED		1972 PROPERTY TAX	
GENERAL GOVERNMENT				STATE EQUALIZED TAX RATE →	
Governing Body & Public Boards		1972 Property Taxes Collected	1,064,169.49	Local District School Taxes 2.71	781,764.60
Municipal Clerk		1972 Payments in Lieu of Taxes		Regional & Consolidated School Tax	
Financial Administration	4,550.00	Delinquent Tax & Lien Collections	152,035.26	School Taxes in Municipal Budget	
Assessment of Taxes	3,800.00	Business Personalty Replacement Taxes	54,480.29	County Taxes .44	127,281.52
Collection of Taxes	7,375.50	Taxes from Public Utilities	41,092.91	County Library Taxes .03	9,403.25
Planning, Housing & Development	5,175.00	Other Miscellaneous Tax Revenues		Local Municipal Purpose Taxes .57	162,373.55
Human Resources		State Aid Revenues	86,300.61	Veteran & Senior Citizen Taxes .08	23,600.00
Elections	788.53	Federal Aid Revenues	1,261.00	Total Taxes for Rate Computation 3.83	1,105,423.72
General Administration (other)	32,169.70	State and Local Fiscal Assistance Act Utilized		Special District Taxes	
JUDICIARY		Sale of Acquired Property		Bank Stock Taxes	1,173.85
Municipal Courts	5,578.80	Other Miscellaneous Revenues	33,531.26	Added and Omitted Taxes	18,726.14
PUBLIC SAFETY		Other Revenues, Revenue Sharing Tax Effort	33,213.04	Total Taxes Levied - ABSTRACT	1,101,723.75
Fire Protection	10,000.00	Total	1,466,083.86	Total Taxes Billed	1,103,849.00
Police Protection	85,191.00	Prior Years Surplus Appropriated	100,000.00	1972 TAXES COLLECTED	1,064,169.49
Civil Defense & Disaster Control	3,700.00	REVENUES TOTAL	1,566,083.86	1972 Taxes Cancelled, Abated or Adjusted	1,179.55
Environmental Inspection & Control	1,750.00			Transfer to Tax Title Liens or Foreclosed	7,250.06
Other Public Safety				Balance Outstanding Dec. 31, 1972	31,294.90
PUBLIC WORKS		CAPITAL OUTLAY TOTAL		PRIOR YEARS TAXES OUTSTANDING	
Streets and Drainage	43,327.36	Public Enterprises		Balance January 1, 1972	37,511.20
Sewers and Sewage Processing		Recreation—Culture		Collected in 1972	35,457.85
Garbage and Trash Disposal	33,700.00	Public Works		Cancelled, Abated or Adjusted 1972	89.04
Public Buildings and Grounds	10,200.00	Buildings and Grounds		Transfers to Tax Title Liens or Foreclosed	270.15
Other Public Works		Library and Education		Balance December 31, 1972	2,094.16
HEALTH and WELFARE		Conservation		TAX TITLE LIENS OUTSTANDING	
Health Services Except Environmental	6,489.00	All Other		Balance January 1, 1972	138,301.39
Welfare-Public Assistance	550.00			Transfers From Taxes	7,566.17
Hospitals, Clinics, First Aid		CAPITAL DEBT AUTHORIZED, DECEMBER 31, 1972		Redeemed in 1972	116,577.41
Animal, Insect, & Rodent Control	2,150.00	ISSUED AND UNISSUED GROSS DEBT NET DEBT		Cancelled, Abated or Adjusted (1972)	1,325.30
Other Welfare Services		School 40,000		Transfers to Foreclosed Property	
RECREATION and CONSERVATION		Self-liquidating 16,500	16,500	Balance December 31, 1972	27,964.85
Beaches and Boardwalks		Other 56,500	16,500	PROPERTY ACQUIRED BY DEED OR FORECLOSURE	
Parks, Playgrounds, Shade Trees		Total 56,500		Balance January 1, 1972	7,105.00
Land Reclamation & Conservation	71,600.00	ISSUED AND OUTSTANDING		Transfers From Taxes or Liens	
Other Recreational Services	3,400.00	School 40,000.00		Sale for Cash (1972)	
EDUCATION (excluding schools)		Self-liquidating 16,500.00		Cancelled, Abated or Adjusted (1972)	
Libraries		Other 56,500.00		Balance December 31, 1972	7,105.00
Other Educational Services		Total 56,500.00		CURRENT FINANCES DECEMBER 31, 1972	
STATUTORY EXPENDITURES		EQUALIZED VALUATION BASIS FOR NET DEBT COMPUTATION	26,537,784.33	ASSETS	
Pensions & F. I. C. A.	12,203.00	REAL PROPERTY VALUATIONS		Cash Dec. 31, 1972	456,595.04
Employee Fringe Benefits	4,600.00	Code Class # of Parcels % VAL'N		Taxes Receivable	33,389.06
Other Statutory Expenditures		1 Vacant Land 263 11.69	2,322,980.00	Tax Title Liens	27,964.85
MUNICIPAL FUNCTIONS TOTAL	353,057.89	2 Residential 577 83.80	16,649,600.00	Foreclosed Property	7,105.00
CAPITAL IMPROVEMENTS *MEMO*	20,000.00	3 Farm		Emergencies & Other Deferred Charges	86,700.00
DEBT SERVICE		4a Commercial 31 4.51	855,700.00	State Aid Receivable	40,598.00
Principal Payments	3,300.00	4b Industrial		Other Receivables	1,308.25
Interest Payments		4c Apartments		Total	654,460.24
DEFERRED CHARGES		1271 Total	15,868,280.00	LIABILITIES, RESERVES, AND SURPLUS	
SCHOOL, COUNTY, SPECIAL DISTRICT TAXES	518,449.77	Land Area 2.55 Sq. Miles		Cash Liabilities	175,584.17
RESERVE FOR UNCOLLECTED TAXES	131,317.49			Reserves for Receivables	69,767.20
EMERGENCY EMPLOYMENT ACT OF 1971		Net Valuation Taxable-Municipal	20,091,657.00	Surplus Dec. 31,	408,708.87
EXPENDITURES TOTAL	1,406,165.15	Net Valuation Taxable-County	31,081,430.00	Total	654,460.24
		State Equalization Ratio	69.54		

1333

Population 1970 2,042
 Population 1972 2,150
 S & P Rating
 Moody Rating

General Tax Rate Per \$100. 5.06
 State Equalized Tax Rate 3.86

MONMOUTH BEACH BOROUGH — MONMOUTH COUNTY

Form of Government:
 Commission (1911)
 Number of Members on Governing Body 3

PER CAPITA:
 Gross Debt 325.64
 Net Debt 135.52
 Debt Service 13.82
 Total Tax Levy 440.17
 Municipal Expenditures 214.12

PER CENT:
 Gross Debt 3.28
 Net Debt 1.36
 Tax Levy Collected 92.22
 Tax Levy Cancelled, Abated or Adjusted

EXPENDITURES		REVENUES-REALIZED		1972 PROPERTY TAX	
GENERAL GOVERNMENT		1972 Property Taxes Collected		STATE EQUALIZED TAX RATE	
Governing Body & Public Boards		872,765.71		Local District School Taxes	1.31
Municipal Clerk		59,149.03		Regional & Consolidated School Tax	1.00
Financial Administration	8,700.00	3,984.51		School Taxes in Municipal Budget	
Assessment of Taxes	5,867.52	37,445.75		County Taxes	.62
Collection of Taxes	187.40	8,644.76		County Library Taxes	.02
Planning, Housing & Development	120.00	132,798.02		Local Municipal Purpose Taxes	.87
Human Resources		5,178.45		Veteran & Senior Citizen Taxes	.05
Elections	620.00	1,119,974.27		Total Taxes for Rate Computation	3.87
General Administration (other)	65,504.00	56,000.00		Special District Taxes	
JUDICIARY		1,175,974.27		Bank Stock Taxes	823.32
Municipal Courts	3,250.00	68,344.24		Added and Omitted Taxes	5,200.28
PUBLIC SAFETY		1,507.78		Total Taxes Levied - ABSTRACT	546,367.65
Fire Protection	9,522.17	66,836.46		Total Taxes Billed	546,367.65
Police Protection	74,686.12	CAPITAL OUTLAY		1972 TAXES COLLECTED	872,765.71
Civil Defense & Disaster Control		TOTAL		1972 Taxes Cancelled, Abated or Adjusted	
Environmental Inspection & Control		68,344.24		Transfer to Tax Title Liens or Foreclosed	
Other Public Safety		Public Enterprises		Balance Outstanding Dec. 31, 1972	73,597.94
PUBLIC WORKS		Recreation—Culture		PRIOR YEARS TAXES OUTSTANDING	
Streets and Drainage	43,007.60	Public Works		Balance January 1, 1972	58,657.40
Sewers and Sewage Processing		Buildings and Grounds		Collected in 1972	58,791.01
Garbage and Trash Disposal	27,600.00	Library and Education		Cancelled, Abated or Adjusted 1972	
Public Buildings and Grounds	9,300.00	Conservation		Transfers to Tax Title Liens or Foreclosed	
Other Public Works	400.00	All Other		Balance December 31, 1972	133.61
HEALTH and WELFARE		CAPITAL DEBT AUTHORIZED, DECEMBER 31, 1972		TAX TITLE LIENS OUTSTANDING	
Health Services Except Environmental	4,610.00	ISSUED AND UNISSUED		Balance January 1, 1972	702.61
Welfare—Public Assistance	600.00	SCHOOL		Transfers From Taxes	
Hospitals, Clinics, First Aid		Self-liquidating		Redeemed in 1972	358.02
Animal, Insect, & Rodent Control		Other		Cancelled, Abated or Adjusted (1972)	
Other Welfare Services		Total		Transfers to Foreclosed Property	
RECREATION and CONSERVATION		GROSS DEBT		Balance December 31, 1972	344.59
Beaches and Boardwalks	56,650.00	NET DEBT		PROPERTY ACQUIRED BY DEED OR	
Parks, Playgrounds, Shade Trees	9,300.00	408,751		FORECLOSURE	
Land Reclamation & Conservation	1,240.21	291,376		Balance January 1, 1972	18,260.00
Other Recreational Services		700,128		Transfers From Taxes or Liens	
EDUCATION (excluding schools)		ISSUED AND OUTSTANDING		Sale for Cash (1972)	
Libraries	9,600.00	SCHOOL		Cancelled, Abated or Adjusted (1972)	
Other Educational Services		Self-liquidating		Balance December 31, 1972	18,260.00
STATUTORY EXPENDITURES		Other		CURRENT FINANCES DECEMBER 31, 1972	
Pensions & F. I. C. A.	15,700.06	Total		ASSETS	
Employee Fringe Benefits	4,045.67	EQUALIZED VALUATION BASIS		Cash Dec. 31, 1972	347,812.51
Other Statutory Expenditures		FOR NET DEBT COMPUTATION		Taxes Receivable	73,731.55
MUNICIPAL FUNCTIONS		REAL PROPERTY VALUATIONS		Tax Title Liens	344.59
CAPITAL IMPROVEMENTS	13,586.12	Code Class # of Parcels % VAL'N		Foreclosed Property	18,260.00
DEBT SERVICE		ASSESSED VALUATION		Emergencies & Other Deferred Charges	8,700.00
Principal Payments	28,000.00	1 Vacant Land 451 10.31		State Aid Receivable	28,016.00
Interest Payments	1,706.25	2 Residential 646 73.02		Other Receivables	102,116.84
DEFERRED CHARGES		3 Farm		Total	579,981.49
SCHOOL, COUNTY, SPECIAL DISTRICT TAXES	16,505.00	4a Commercial 27 6.58		LIABILITIES, RESERVES, AND SURPLUS	
RESERVE FOR UNCOLLECTED TAXES	723,439.37	4b Industrial		Cash Liabilities	333,165.91
EMERGENCY EMPLOYMENT ACT OF 1971	64,241.00	4c Apartments 2 10.09		Reserves for Receivables	195,452.58
EXPENDITURES		1126 Total		Surplus Dec. 31,	51,362.60
TOTAL	1,182,802.37	Land Area 1.10 Sq. Miles		Total	579,981.49
		Net Valuation Taxable-Municipal			
		Net Valuation Taxable-County			
		State Equalization Ratio			

Population 1970	14,071
Population 1972	16,150
S & P Rating	
Moody Rating	

General Tax Rate Per \$100. 5.88
State Equalized Tax Rate 3.84

Form of Government:
Mayor-Council Plan F (OMCL50)
Number of Members on Governing Body 7

PER CAPITA:		PER CENT:	
Gross Debt	135.21	Gross Debt	2.95
Net Debt	10.22	Net Debt	.23
Debt Service	1.14	Tax Levy Collected	85.00
Total Tax Levy	210.18	Tax Levy Cancelled, Abated	
Municipal Expenditures	95.67	or Adjusted	.38

1971/3000

1213

Population 1970 9,138
 Population 1972 9,700
 S & P Rating
 Moody Rating

General Tax Rate Per \$100. 5.13
 State Equalized Tax Rate 2.46

MONROE TOWNSHIP — MIDDLESEX COUNTY
 Form of Government:
 Mayor-Council Plan F (OMCL50)
 Number of Members on Governing Body 5

PER CAPITA:
 Gross Debt 592.15
 Net Debt 150.57
 Debt Service 3.80
 Total Tax Levy 348.50
 Municipal Expenditures 126.72

PER CENT:
 Gross Debt 5.36
 Net Debt 1.36
 Tax Levy Collected 92.41
 Tax Levy Cancelled, Abated or Adjusted .38

EXPENDITURES		REVENUES-REALIZED		1972 PROPERTY TAX	
GENERAL GOVERNMENT				STATE EQUALIZED TAX RATE 1.74	
Governing Body & Public Boards	8,000.00	1972 Property Taxes Collected 3,157,658.64		Local District School Taxes	2,254,884.50
Municipal Clerk	17,300.00	1972 Payments in Lieu of Taxes		Regional & Consolidated School Tax	
Financial Administration	15,650.00	Delinquent Tax & Lien Collections 266,326.50		School Taxes in Municipal Budget	
Assessment of Taxes	88,800.00	Business Personalty Replacement Taxes 55,023.41		County Taxes .50	643,681.82
Collection of Taxes	56,850.00	Taxes from Public Utilities 258,497.26		County Library Taxes	
Planning, Housing & Development	20,835.00	Other Miscellaneous Tax Revenues		Local Municipal Purpose Taxes .21	269,015.20
Human Resources		State Aid Revenues 44,551.98		Veteran & Senior Citizen Taxes .03	34,060.00
Elections	4,500.00	Federal Aid Revenues 8,726.31		Total Taxes for Rate Computation 2.48	3,201,641.52
General Administration (other)	104,500.00	State and Local Fiscal Assistance Act Utilized		Special District Taxes	
JUDICIARY		Sale of Acquired Property 2,120.00		Bank Stock Taxes	2,984.80
Municipal Courts	13,300.00	Other Miscellaneous Revenues 47,667.39		Added and Omitted Taxes	205,873.18
PUBLIC SAFETY		Other Revenues, Revenue Sharing Tax Effort 119,188.61		Total Taxes Levied - ABSTRACT	3,380,439.50
Fire Protection	58,500.00	Total 3,559,760.50		Total Taxes Billed	3,380,439.50
Police Protection	183,000.00	Prior Years Surplus Appropriated 344,000.00		1972 TAXES COLLECTED	3,157,658.64
Civil Defense & Disaster Control	2,800.00	REVENUES TOTAL 4,203,760.50		1972 Taxes Cancelled, Abated or Adjusted	12,787.61
Environmental Inspection & Control	17,395.00	CAPITAL OUTLAY TOTAL 22,980.00		Transfer to Tax Title Liens or Foreclosed	29,500.51
Other Public Safety		Public Enterprises		Balance Outstanding Dec. 31, 1972	180,092.74
PUBLIC WORKS		Recreation—Culture		PRIOR YEARS TAXES OUTSTANDING	
Streets and Drainage	151,550.00	Public Works 22,980.00		Balance January 1, 1972	233,511.51
Sewers and Sewage Processing		Buildings and Grounds		Collected in 1972	211,704.93
Garbage and Trash Disposal	12,000.00	Library and Education		Cancelled, Abated or Adjusted 1972	494.90
Public Buildings and Grounds		Conservation		Transfers to Tax Title Liens or Foreclosed	3,000.00
Other Public Works		All Other		Balance December 31, 1972	18,311.68
HEALTH and WELFARE		CAPITAL DEBT AUTHORIZED, DECEMBER 31, 1972		TAX TITLE LIENS OUTSTANDING	
Health Services Except Environmental	10,750.00	ISSUED AND UNISSUED GROSS DEBT NET DEBT		Balance January 1, 1972	104,729.84
Welfare—Public Assistance	2,800.00	School 5,459,000 1,175,654		Transfers From Taxes	32,500.51
Hospitals, Clinics, First Aid		Self-liquidating 284,840 284,840		Redeemed in 1972	54,621.57
Animal, Insect, & Rodent Control	4,400.00	Other 5,743,840 1,460,494		Cancelled, Abated or Adjusted (1972)	
Other Welfare Services		ISSUED AND OUTSTANDING		Transfers to Foreclosed Property	
RECREATION and CONSERVATION		School 707,000.00		Balance December 31, 1972	83,008.38
Beaches and Boardwalks		Self-Liquidating 212,000.00		PROPERTY ACQUIRED BY DEED OR FORECLOSURE	
Parks, Playgrounds, Shade Trees		Other 519,000.00		Balance January 1, 1972	146,525.00
Land Reclamation & Conservation	30,700.00	EQUALIZED VALUATION BASIS		Transfers From Taxes or Liens	
Other Recreational Services		FOR NET DEBT COMPUTATION 107,083,638.67		Sale for Cash (1972)	
EDUCATION (excluding schools)		REAL PROPERTY VALUATIONS		Cancelled, Abated or Adjusted (1972)	39,825.00
Libraries	100.00	Code Class # of Parcels % VAL'N ASSESSED VALUATION		Balance December 31, 1972	107,100.00
Other Educational Services		1 Vacant Land 3144 5.31 1,825,650.00		CURRENT FINANCES DECEMBER 31, 1972	
STATUTORY EXPENDITURES		2 Residential 2388 55.04 18,575,075.00		ASSETS	
Pensions & F. I. C. A.	25,800.59	3 Farm 681 13.21 4,554,700.00		Cash Dec. 31, 1972	880,715.02
Employee Fringe Benefits	15,500.00	4a Commercial 84 19.21 6,655,575.00		Taxes Receivable	204,404.42
Other Statutory Expenditures		4b Industrial 21 7.13 2,458,250.00		Tax Title Liens	77,008.38
MUNICIPAL FUNCTIONS		4c Apartments 6318 Total 34,473,650.00		Foreclosed Property	107,100.00
CAPITAL IMPROVEMENTS	855,830.59	Land Area 41.80 Sq. Miles		Emergencies & Other Deferred Charges	83,143.19
DEBT SERVICE		Net Valuation Taxable-Municipal 35,074,905.00		State Aid Receivable	
Principal Payments	24,280.00	Net Valuation Taxable-County 118,499,670.00		Other Receivables	13,643.00
Interest Payments	12,570.00	State Equalization Ratio 26.99		Total	1,366,014.01
DEFERRED CHARGES	14,670.41	LIABILITIES, RESERVES, AND SURPLUS		Cash Liabilities	221,113.21
SCHOOL, COUNTY, SPECIAL DISTRICT TAXES	2,898,566.32	Reserves for Receivables 402,155.80		Surplus Dec. 31,	742,745.00
RESERVE FOR UNCOLLECTED TAXES	262,000.00	Total 1,366,014.01			
EMERGENCY EMPLOYMENT ACT OF 1971	19,800.00				
EXPENDITURES TOTAL	4,127,717.32				

1914

Population 1970 1,131
 Population 1972 1,210
 S & P Rating
 Moody Rating

General Tax Rate Per \$100. 2.13
 State Equalized Tax Rate 2.08

MONTAGUE TOWNSHIP — SUSSEX COUNTY
 Form of Government:
 Township Committee
 Number of Members on Governing Body 3

PER CAPITA:
 Gross Debt 225.62
 Net Debt 90.51
 Debt Service 1.24
 Total Tax Levy 466.56
 Municipal Expenditures 178.52

PER CENT:
 Gross Debt 1.27
 Net Debt .51
 Tax Levy Collected 82.40
 Tax Levy Cancelled, Abated or Adjusted

EXPENDITURES		REVENUES-REALIZED		1972 PROPERTY TAX	
GENERAL GOVERNMENT				STATE EQUALIZED TAX RATE	
Governing Body & Public Boards				Local District School Taxes .94	255,582.00
Municipal Clerk	3,075.00	1972 Property Taxes Collected	465,201.59	Regional & Consolidated School Tax	
Financial Administration	5,232.58	1972 Payments in Lieu of Taxes		School Taxes in Municipal Budget	
Assessment of Taxes	2,581.50	Delinquent Tax & Lien Collections	55,459.61	County Taxes .72	195,085.29
Collection of Taxes	894.85	Business Personality Replacement Taxes	7,617.34	County Library Taxes .03	6,853.04
Planning, Housing & Development		Taxes from Public Utilities	33,509.61	Local Municipal Purpose Taxes .37	99,032.11
Human Resources		Other Miscellaneous Tax Revenues		Veteran & Senior Citizen Taxes .02	6,720.00
Elections		State Aid Revenues	15,846.63	Total Taxes for Rate Computation 2.08	563,272.44
General Administration (other)	21,665.23	Federal Aid Revenues		Special District Taxes	
JUDICIARY		State and Local Fiscal Assistance Act Utilized		Bank Stock Taxes	567.57
Municipal Courts	1,565.45	Sale of Acquired Property		Added and Omitted Taxes	7,411.80
PUBLIC SAFETY		Other Miscellaneous Revenues	26,367.97	Total Taxes Levied - ABSTRACT	564,531.81
Fire Protection	5,000.00	Other Revenues, Revenue Sharing Tax Effort	1,200.00	Total Taxes Billed	564,531.81
Police Protection		Total	605,202.75	1972 TAXES COLLECTED	465,201.59
Civil Defense & Disaster Control	604.53	Prior Years Surplus Appropriated	40,000.00	1972 Taxes Cancelled, Abated or Adjusted	
Environmental Inspection & Control	650.00	REVENUES TOTAL	645,202.75	Transfer to Tax Title Liens or Foreclosed	
Other Public Safety		CAPITAL OUTLAY TOTAL	18,087.32	Balance Outstanding Dec. 31, 1972	99,230.22
PUBLIC WORKS				PRIOR YEARS TAXES OUTSTANDING	
Streets and Drainage	36,814.89	Public Enterprises		Balance January 1, 1972	73,841.41
Sewers and Sewage Processing	600.00	Recreation—Culture		Collected in 1972	53,499.97
Garbage and Trash Disposal		Public Works	18,087.32	Cancelled, Abated or Adjusted 1972	
Public Buildings and Grounds		Buildings and Grounds		Transfers to Tax Title Liens or Foreclosed	
Other Public Works	22,511.11	Library and Education		Balance December 31, 1972	20,341.44
HEALTH and WELFARE		Conservation		TAX TITLE LIENS OUTSTANDING	
Health Services Except Environmental	300.00	All Other		Balance January 1, 1972	8,104.71
Welfare-Public Assistance	500.00	CAPITAL DEBT AUTHORIZED, DECEMBER 31, 1972		Transfers From Taxes	
Hospitals, Clinics, First Aid		ISSUED AND UNISSUED GROSS DEBT NET DEBT		Redeemed in 1972	1,959.64
Animal, Insect, & Rodent Control	2,239.71	School 163,000		Cancelled, Abated or Adjusted (1972)	
Other Welfare Services		Self-Liquidating 110,000	110,000	Transfers to Foreclosed Property	
RECREATION and CONSERVATION		Other 273,000	110,000	Balance December 31, 1972	6,145.07
Beaches and Boardwalks		Total		PROPERTY ACQUIRED BY DEED OR FORECLOSURE	
Parks, Playgrounds, Shade Trees		ISSUED AND OUTSTANDING		Balance January 1, 1972	
Land Reclamation & Conservation		School 163,000.00		Transfers From Taxes or Liens	
Other Recreational Services	274.75	Self-Liquidating		Sale for Cash (1972)	
EDUCATION (excluding schools)		Other		Cancelled, Abated or Adjusted (1972)	
Libraries		Total	163,000.00	Balance December 31, 1972	
Other Educational Services		EQUALIZED VALUATION BASIS FOR NET DEBT COMPUTATION	21,541,327.33	CURRENT FINANCES DECEMBER 31, 1972	
STATUTORY EXPENDITURES		REAL PROPERTY VALUATIONS		ASSETS	
Pensions & F. I. C. A.	2,400.00	Code Class # of Parcels % VAL'N ASSESSED VALUATION		Cash Dec. 31, 1972	186,462.51
Employee Fringe Benefits		1 Vacant Land 509 17.50	4,563,055.00	Taxes Receivable	119,671.66
Other Statutory Expenditures		2 Residential 655 63.90	16,658,334.00	Tax Title Liens	6,145.07
MUNICIPAL FUNCTIONS TOTAL	107,010.00	3 Farm 91 8.05	2,098,305.00	Foreclosed Property	
CAPITAL IMPROVEMENTS *MEMO*	26,511.11	4a Commercial 19 10.55	2,745,350.00	Emergencies & Other Deferred Charges	19,865.02
DEBT SERVICE		4b Industrial		State Aid Receivable	
Principal Payments		4c Apartments		Other Receivables	29,220.42
Interest Payments	1,500.00	1274 Total	26,069,084.00	Total	361,464.68
DEFERRED CHARGES	17,481.21	Land Area 45.20 Sq. Miles		LIABILITIES, RESERVES, AND SURPLUS	
SCHOOL, COUNTY, SPECIAL DISTRICT TAXES	457,520.33	Net Valuation Taxable-Municipal	26,478,850.00	Cash Liabilities	75,074.83
RESERVE FOR UNCOLLECTED TAXES	90,500.00	Net Valuation Taxable-County	21,069,472.00	Reserves for Receivables	155,137.15
EMERGENCY EMPLOYMENT ACT OF 1971		State Equalization Ratio	97.66	Surplus Dec. 31,	131,252.70
EXPENDITURES TOTAL	674,011.64			Total	361,464.68

0713

Population 1970 44,043
 Population 1972 43,950
 S & P Rating A A
 Moody Rating A

General Tax Rate Per \$100. 7.37
 State Equalized Tax Rate 5.17

MONTCLAIR TOWN — ESSEX COUNTY

Form of Government:

Commission (1911)

Number of Members on Governing Body 5

PER CAPITA:

Gross Debt 255.63
 Net Debt 76.73
 Debt Service 14.87
 Total Tax Levy 481.20
 Municipal Expenditures 213.40

PER CENT:

Gross Debt 2.96
 Net Debt .89
 Tax Levy Collected 97.19
 Tax Levy Cancelled, Abated or Adjusted .23

EXPENDITURES		REVENUES-REALIZED		1972 PROPERTY TAX	
GENERAL GOVERNMENT				STATE EQUALIZED TAX RATE 2.47	
Governing Body & Public Boards	47,011.40	1972 Property Taxes Collected 20,582,744.72		Local District School Taxes	10,150,545.00
Municipal Clerk	40,853.00	1972 Payments in Lieu of Taxes 90,000.00		Regional & Consolidated School Tax	
Financial Administration	186,607.57	Delinquent Tax & Lien Collections 425,017.75		School Taxes in Municipal Budget	390,266.20
Assessment of Taxes	153,373.33	Business Personalty Replacement Taxes 258,411.87		County Taxes	5,362,221.18
Collection of Taxes	52,325.33	Taxes from Public Utilities 674,014.65		County Library Taxes	
Planning, Housing & Development	93,013.75	Other Miscellaneous Tax Revenues		Local Municipal Purpose Taxes	5,162,011.58
Human Resources	5,500.00	State Aid Revenues 353,278.02		Veteran & Senior Citizen Taxes	161,250.00
Elections	14,255.00	Federal Aid Revenues 13,776.08		Total Taxes for Rate Computation	21,226,393.96
General Administration (other)	375,416.60	State and Local Fiscal Assistance Act Utilized		Special District Taxes	
JUDICIARY		Sale of Acquired Property		Bank Stock Taxes	39,057.18
Municipal Courts	51,450.00	Other Miscellaneous Revenues 785,782.93		Added and Omitted Taxes	44,824.34
PUBLIC SAFETY		Other Revenues, Revenue Sharing Tax Effort 266,485.93		Total Taxes Levied - ABSTRACT	21,148,525.48
Fire Protection	1,139,677.34	Total 23,445,511.95		Total Taxes Billed	21,177,419.96
Police Protection	1,511,385.39	Prior Years Surplus Appropriated 977,174.62		1972 TAXES COLLECTED	20,582,744.72
Civil Defense & Disaster Control	12,684.00	REVENUES TOTAL 24,426,686.57		1972 Taxes Cancelled, Abated or Adjusted	48,583.98
Environmental Inspection & Control	85,036.00	CAPITAL OUTLAY TOTAL 3,225,322.37		Transfer to Tax Title Liens or Foreclosed	41,256.80
Other Public Safety				Balance Outstanding Dec. 31, 1972	504,434.46
PUBLIC WORKS				PRIOR YEARS TAXES OUTSTANDING	
Streets and Drainage	452,579.22	Public Enterprises		Balance January 1, 1972	457,082.87
Sewers and Sewage Processing	124,304.56	Recreation—Culture 1,688.60		Collected in 1972	386,969.26
Garbage and Trash Disposal	513,134.00	Public Works 1,101,277.40		Cancelled, Abated or Adjusted 1972	45,188.79
Public Buildings and Grounds	151,054.00	Buildings and Grounds 189,356.37		Transfers to Tax Title Liens or Foreclosed	11,599.05
Other Public Works	251,781.00	Library and Education 1,933,000.00		Balance December 31, 1972	12,525.77
HEALTH and WELFARE		Conservation		TAX TITLE LIENS OUTSTANDING	
Health Services Except Environmental	250,023.36	All Other		Balance January 1, 1972	141,056.79
Welfare-Public Assistance	144,656.75	CAPITAL DEBT AUTHORIZED, DECEMBER 31, 1972		Transfers From Taxes	54,665.77
Hospitals, Clinics, First Aid		ISSUED AND UNISSUED GROSS DEBT NET DEBT		Redeemed in 1972	38,048.49
Animal, Insect, & Rodent Control	15,176.00	School 7,401,590		Cancelled, Abated or Adjusted (1972)	
Other Welfare Services		Self-liquidating 461,000		Transfers to Foreclosed Property	
RECREATION and CONSERVATION		Other 3,372,168 3,372,168		Balance December 31, 1972	157,674.07
Beaches and Boardwalks		Total 11,234,759 3,372,168		PROPERTY ACQUIRED BY DEED OR FORECLOSURE	
Parks, Playgrounds, Shade Trees	514,707.88	ISSUED AND OUTSTANDING		Balance January 1, 1972	60,250.00
Land Reclamation & Conservation		School 7,401,000.00		Transfers From Taxes or Liens	
Other Recreational Services		Self-Liquidating 460,000.00		Sale for Cash (1972)	
EDUCATION (excluding schools)		Other 3,232,000.00		Cancelled, Abated or Adjusted (1972)	
Libraries	525,987.00	Total 11,093,000.00		Balance December 31, 1972	60,250.00
Other Educational Services		EQUALIZED VALUATION BASIS		CURRENT FINANCES DECEMBER 31, 1972	
STATUTORY EXPENDITURES		FOR NET DEBT COMPUTATION 380,046,482.33		ASSETS	
Pensions & F. I. C. A.	685,528.70	REAL PROPERTY VALUATIONS		Cash Dec. 31, 1972	7,713,634.75
Employee Fringe Benefits		Code Class # of Parcels % VAL'N		Taxes Receivable	517,360.23
Other Statutory Expenditures		1 Vacant Land 372 .54		Tax Title Liens	157,674.07
MUNICIPAL FUNCTIONS TOTAL 7,437,611.18		2 Residential 8485 76.10		Foreclosed Property	60,250.00
CAPITAL IMPROVEMENTS *MEMO* 17,000.00		3 Farm		Emergencies & Other Deferred Charges	181,532.07
DEBT SERVICE		4a Commercial 542 12.85		State Aid Receivable	1,080.55
Principal Payments	459,000.00	4b Industrial 7 .14		Other Receivables	102,452.56
Interest Payments	154,367.00	4c Apartments 181 9.97		Total	8,733,584.23
TYPE I SCHL DEBT *MEMO* 465,219.20		9588 Total		LIABILITIES, RESERVES, AND SURPLUS	
DEFERRED CHARGES 65,375.00		Land Area 6.20 Sq. Miles		Cash Liabilities	6,535,737.41
SCHOOL, COUNTY, SPECIAL DISTRICT TAXES 15,503,032.38		Net Valuation Taxable-Municipal 288,283,700.00		Reserves for Receivables	837,736.86
RESERVE FOR UNCOLLECTED TAXES 1,196,886.76		Net Valuation Taxable-County 390,351,296.00		Surplus Dec. 31,	1,360,505.96
EMERGENCY EMPLOYMENT ACT OF 1971 21,663.76		State Equalization Ratio 70.27		Total	8,733,584.23
EXPENDITURES TOTAL 25,281,936.08					

1971/3000

* ABOVE DEBT SERVICE INCLUDES TYPE I SCHOOL DEBT

- 395 -

1813

Population 1970 6,353
 Population 1972 6,470
 S & P Rating
 Moody Rating

General Tax Rate Per \$100.
6.71
 State Equalized Tax Rate
3.10

MONTGOMERY TOWNSHIP — SOMERSET COUNTY

Form of Government:

Township Committee

Number of Members on Governing Body 5

PER CAPITA:

Gross Debt 721.07
 Net Debt 181.61
 Debt Service 6.10
 Total Tax Levy 448.76
 Municipal Expenditures 131.68

PER CENT:

Gross Debt 5.37
 Net Debt 1.35
 Tax Levy Collected 93.95
 Tax Levy Cancelled, Abated
 or Adjusted .17

EXPENDITURES		REVENUES-REALIZED		1972 PROPERTY TAX	
GENERAL GOVERNMENT		1972 Property Taxes Collected		STATE EQUALIZED TAX RATE	
Governing Body & Public Boards		2,728,566.82		Local District School Taxes 2.48	
Municipal Clerk				Regional & Consolidated School Tax	
Financial Administration	6,548.00	1972 Payments in Lieu of Taxes		School Taxes in Municipal Budget	
Assessment of Taxes	9,200.00	Delinquent Tax & Lien Collections		County Taxes .48	
Collection of Taxes	7,015.00	Business Personalty Replacement Taxes		County Library Taxes .02	
Planning, Housing & Development	15,500.00	Taxes from Public Utilities		Local Municipal Purpose Taxes .10	
Human Resources		Other Miscellaneous Tax Revenues		Veteran & Senior Citizen Taxes .03	
Elections		State Aid Revenues		Total Taxes for Rate Computation 3.11	
General Administration (other)	101,146.05	Federal Aid Revenues		Special District Taxes	
JUDICIARY		State and Local Fiscal Assistance Act Utilized		Bank Stock Taxes	
Municipal Courts	2,511.92	Sale of Acquired Property		Added and Omitted Taxes	
PUBLIC SAFETY		Other Miscellaneous Revenues		Total Taxes Levied - ABSTRACT	
Fire Protection	40,473.49	Other Revenues, Revenue Sharing Tax Effort		Total Taxes Billed	
Police Protection	38,346.00	Prior Years Surplus Appropriated		1972 TAXES COLLECTED	
Civil Defense & Disaster Control		REVENUES TOTAL		1972 Taxes Cancelled, Abated or Adjusted	
Environmental Inspection & Control	2,500.00	CAPITAL OUTLAY TOTAL		Transfer to Tax Title Liens or Foreclosed	
Other Public Safety				Balance Outstanding Dec. 31, 1972	
PUBLIC WORKS				PRIOR YEARS TAXES OUTSTANDING	
Streets and Drainage	184,175.00	Public Enterprises		Balance January 1, 1972	
Sewers and Sewage Processing	25,780.00	Recreation—Culture		Collected in 1972	
Gorbage and Trash Disposal		Public Works		Cancelled, Abated or Adjusted 1972	
Public Buildings and Grounds	24,882.75	Buildings and Grounds		Transfers to Tax Title Liens or Foreclosed	
Other Public Works	24,842.87	Library and Education		Balance December 31, 1972	
HEALTH and WELFARE		Conservation		TAX TITLE LIENS OUTSTANDING	
Health Services Except Environmental	11,387.00	All Other		Balance January 1, 1972	
Welfare-Public Assistance	2,642.00	CAPITAL DEBT AUTHORIZED, DECEMBER 31, 1972		Transfers From Taxes	
Hospitals, Clinics, First Aid	2,100.00	ISSUED AND UNISSUED GROSS DEBT NET DEBT		Redeemed in 1972	
Animal, Insect, & Rodent Control	3,000.00	School 4,186,000 710,344		Cancelled, Abated or Adjusted (1972)	
Other Welfare Services		Self-liquidating 475,315 464,640		Transfers to Foreclosed Property	
RECREATION and CONSERVATION		Other 4,665,315 1,174,985		Balance December 31, 1972	
Beaches and Boardwalks		ISSUED AND OUTSTANDING		PROPERTY ACQUIRED BY DEED OR	
Parks, Playgrounds, Shade Trees	3,506.51	School 4,186,000.00		FORECLOSURE	
Land Reclamation & Conservation	1,580.00	Self-Liquidating 410,071.00		Balance January 1, 1972	
Other Recreational Services	15,520.00	Other 4,596,071.00		Transfers From Taxes or Liens	
EDUCATION (excluding schools)		EQUALIZED VALUATION BASIS		Sale for Cash (1972)	
Libraries		FOR NET DEBT COMPUTATION		Cancelled, Abated or Adjusted (1972)	
Other Educational Services		REAL PROPERTY VALUATIONS		Balance December 31, 1972	
STATUTORY EXPENDITURES		Code Class # of Parcels % VAL'N ASSESSED VALUATION		CURRENT FINANCES DECEMBER 31, 1972	
Pensions & F. I. C. A.	18,100.00	1 Vacant Land 622 8.18 3,438,075.00		ASSETS	
Employee Fringe Benefits	5,500.00	2 Residential 1243 57.93 24,335,800.00		Cash Dec. 31, 1972	
Other Statutory Expenditures		3 Farm 387 10.35 4,245,630.00		Taxes Receivable	
MUNICIPAL FUNCTIONS	554,660.59	4a Commercial 72 21.32 8,557,550.00		Tax Title Liens	
CAPITAL IMPROVEMENTS	38,440.00	4b Industrial 3 2.21 529,000.00		Foreclosed Property	
DEBT SERVICE		4c Apartments 2327 Total 42,006,055.00		Emergencies & Other Deferred Charges	
Principal Payments	21,875.00	Land Area 32.80 Sq. Miles		State Aid Receivable	
Interest Payments	17,600.00	Net Valuation Taxable-Municipal		Other Receivables	
DEFERRED CHARGES	27,560.00	Net Valuation Taxable-County		Total	
SCHOOL, COUNTY, SPECIAL DISTRICT TAXES	2,728,574.75	State Equalization Ratio		LIABILITIES, RESERVES, AND SURPLUS	
RESERVE FOR UNCOLLECTED TAXES	230,269.07			Cash Liabilities	
EMERGENCY EMPLOYMENT ACT OF 1971				Reserves for Receivables	
EXPENDITURES TOTAL	3,580,939.41			Surplus Dec. 31,	
				Total	

0236

Population 1970 **7,327**
 Population 1972 **7,500**
 S & P Rating
 Moody Rating

General Tax Rate Per \$100. **2.98**
 State Equalized Tax Rate **2.91**

MONTVALE BOROUGH — BERGEN COUNTY

Form of Government:

Borough Council

Number of Members on Governing Body 6

PER CAPITA:

Gross Debt **1,464.79**
 Net Debt **1,022.90**
 Debt Service **6.62**
 Total Tax Levy **463.76**
 Municipal Expenditures **143.43**

PER CENT:

Gross Debt **10.4C**
 Net Debt **7.26**
 Tax Levy Collected **95.24**
 Tax Levy Cancelled, Abated or Adjusted **1.05**

EXPENDITURES		REVENUES-REALIZED		1972 PROPERTY TAX	
GENERAL GOVERNMENT		1972 Property Taxes Collected		STATE EQUALIZED TAX RATE	
Governing Body & Public Boards			3,316,645.53	Local District School Taxes	1.22
Municipal Clerk	4,600.00	1972 Payments in Lieu of Taxes	77,243.21	Regional & Consolidated School Tax	.93
Financial Administration	11,475.00	Delinquent Tax & Lien Collections	59,515.99	School Taxes in Municipal Budget	
Assessment of Taxes	16,170.00	Business Personalty Replacement Taxes	205,890.23	County Taxes	.36
Collection of Taxes	14,185.00	Taxes from Public Utilities	28,200.10	County Library Taxes	
Planning, Housing & Development	1,020.00	Other Miscellaneous Tax Revenues		Local Municipal Purpose Taxes	.38
Human Resources	755.00	State Aid Revenues		Veteran & Senior Citizen Taxes	.03
Elections	103,724.00	Federal Aid Revenues		Total Taxes for Rate Computation	2.92
General Administration (other)		State and Local Fiscal Assistance Act Utilized		Special District Taxes	
JUDICIARY		Sale of Acquired Property	161,558.53	Bank Stock Taxes	6,070.04
Municipal Courts	5,765.00	Other Miscellaneous Revenues	53,580.93	Added and Omitted Taxes	9C,715.39
PUBLIC SAFETY		Other Revenues, Revenue Sharing Tax Effort	3,903,434.52	Total Taxes Levied - ABSTRACT	3,478,235.11
Fire Protection	47,464.00	Total	4,013,434.52	Total Taxes Billed	3,482,357.21
Police Protection	250,753.00	Prior Years Surplus Appropriated	110,000.00	1972 TAXES COLLECTED	3,216,645.53
Civil Defense & Disaster Control		REVENUES	4,013,434.52	1972 Taxes Cancelled, Abated or Adjusted	36,586.38
Environmental Inspection & Control	7,360.00	CAPITAL OUTLAY	1,575,543.79	Transfer to Tax Title Liens or Foreclosed	
Other Public Safety		TOTAL	1,547,445.80	Balance Outstanding Dec. 31, 1972	125,125.30
PUBLIC WORKS		Public Enterprises	7,185.63	PRIOR YEARS TAXES OUTSTANDING	
Streets and Drainage	123,928.00	Recreation—Culture	20,912.36	Balance January 1, 1972	77,357.33
Sewers and Sewage Processing	125,000.00	Public Works		Collected in 1972	77,243.21
Garbage and Trash Disposal	17,370.00	Buildings and Grounds		Cancelled, Abated or Adjusted 1972	114.12
Public Buildings and Grounds	8,000.00	Library and Education		Transfers to Tax Title Liens or Foreclosed	
Other Public Works		Conservation		Balance December 31, 1972	
HEALTH and WELFARE		All Other		TAX TITLE LIENS OUTSTANDING	
Health Services Except Environmental	20,085.00	CAPITAL DEBT AUTHORIZED, DECEMBER 31, 1972		Balance January 1, 1972	
Welfare-Public Assistance	1,150.00	ISSUED AND UNISSUED		Transfers From Taxes	
Hospitals, Clinics, First Aid	500.00	SCHOOL	3,314,177	Redeemed in 1972	
Animal, Insect, & Rodent Control		Self-Liquidating	7,671,775	Cancelled, Abated or Adjusted (1972)	
Other Welfare Services		Other	10,985,952	Transfers to Foreclosed Property	
RECREATION and CONSERVATION		Total	7,671,775	Balance December 31, 1972	
Beaches and Boardwalks	9,025.00	ISSUED AND OUTSTANDING		PROPERTY ACQUIRED BY DEED OR	
Parks, Playgrounds, Shade Trees		SCHOOL	3,163,306.10	FORECLOSURE	
Land Reclamation & Conservation	18,560.00	Self-Liquidating	6,562,550.00	Balance January 1, 1972	
Other Recreational Services		Other	10,125,856.10	Transfers From Taxes or Liens	
EDUCATION (excluding schools)		Total	105,624,658.00	Sale for Cash (1972)	
Libraries	400.00	EQUALIZED VALUATION BASIS		Cancelled, Abated or Adjusted (1972)	
Other Educational Services		FOR NET DEBT COMPUTATION		Balance December 31, 1972	
STATUTORY EXPENDITURES		REAL PROPERTY VALUATIONS		CURRENT FINANCES DECEMBER 31, 1972	
Pensions & F. I. C. A.	29,290.03	Code Class # of Parcels % VAL'N		ASSETS	
Employee Fringe Benefits	13,898.00	1 Vacant Land 264 8.84	10,085,700.00	Cash Dec. 31, 1972	1,425,451.12
Other Statutory Expenditures		2 Residential 1656 66.61	75,578,400.00	Taxes Receivable	125,125.30
MUNICIPAL FUNCTIONS	870,477.03	3 Farm 19 .16	185,100.00	Tax Title Liens	
CAPITAL IMPROVEMENTS	*MEMO*	4a Commercial 81 19.52	22,266,800.00	Foreclosed Property	
DEBT SERVICE		4b Industrial 9 1.88	2,146,100.00	Emergencies & Other Deferred Charges	12,900.00
Principal Payments	25,600.00	4c Apartments 15 2.99	3,407,200.00	State Aid Receivable	5,278.00
Interest Payments	24,079.13	2044 Total	114,069,300.00	Other Receivables	1,651.54
DEFERRED CHARGES	4,300.00	Land Area 4.00 Sq. Miles		Total	1,578,445.96
SCHOOL, COUNTY, SPECIAL DISTRICT TAXES	2,941,685.83	Net Valuation Taxable-Municipal	114,748,269.00	LIABILITIES, RESERVES, AND SURPLUS	
RESERVE FOR UNCOLLECTED TAXES	151,248.73	Net Valuation Taxable-County	111,638,414.00	Cash Liabilities	1,289,212.40
EMERGENCY EMPLOYMENT ACT OF 1971		State Equalization Ratio	97.91	Reserves for Receivables	130,776.84
EXPENDITURES	4,017,394.72			Surplus Dec. 31,	158,456.72
TOTAL				Total	1,578,445.96

1421

Population 1970 11,846
 Population 1972 12,460
 S & P Rating
 Moody Rating

General Tax Rate Per \$100. 3.57
 State Equalized Tax Rate 3.30

MONTVILLE TOWNSHIP - MORRIS COUNTY

Form of Government:

Township Committee

Number of Members on Governing Body 5

PER CAPITA:

Gross Debt 930.20
 Net Debt 196.54
 Debt Service 3.48
 Total Tax Levy 467.26
 Municipal Expenditures 142.67

PER CENT:

Gross Debt 7.70
 Net Debt 1.63
 Tax Levy Collected 93.09
 Tax Levy Cancelled, Abated or Adjusted .32

EXPENDITURES		REVENUES-REALIZED		1972 PROPERTY TAX	
GENERAL GOVERNMENT				STATE EQUALIZED TAX RATE 2.38	
Governing Body & Public Boards		1972 Property Taxes Collected	5,431,880.94	Local District School Taxes	4,089,803.80
Municipal Clerk		1972 Payments in Lieu of Taxes		Regional & Consolidated School Tax	
Financial Administration	19,258.66	Delinquent Tax & Lien Collections	249,761.16	School Taxes in Municipal Budget	
Assessment of Taxes	13,600.00	Business Personalty Replacement Taxes	94,951.71	County Taxes	666,777.77
Collection of Taxes		Taxes from Public Utilities	287,329.26	County Library Taxes	49,249.32
Planning, Housing & Development	31,750.00	Other Miscellaneous Tax Revenues		Local Municipal Purpose Taxes	816,328.25
Human Resources	4,000.00	State Aid Revenues	48,354.16	Veteran & Senior Citizen Taxes	57,560.00
Elections	20,050.53	Federal Aid Revenues	4,004.63	Total Taxes for Rate Computation	5,675,719.14
General Administration (other)	136,203.50	State and Local Fiscal Assistance Act Utilized		Special District Taxes	147,548.00
JUDICIARY		Sale of Acquired Property		Bank Stock Taxes	2,539.26
Municipal Courts	10,400.00	Other Miscellaneous Revenues	29,072.12	Added and Omitted Taxes	45,831.41
PUBLIC SAFETY		Other Revenues, Revenue Sharing Tax Effort	83,434.84	Total Taxes Levied - ABSTRACT	5,822,077.81
Fire Protection	51.00	Total	6,228,788.82	Total Taxes Billed	5,835,224.21
Police Protection	411,000.00	Prior Years Surplus Appropriated	270,000.00	1972 TAXES COLLECTED	5,431,880.94
Civil Defense & Disaster Control	850.00	REVENUES TOTAL	6,458,788.82	1972 Taxes Cancelled, Abated or Adjusted	18,459.16
Environmental Inspection & Control	30,100.00	CAPITAL OUTLAY TOTAL	40,055.00	Transfer to Tax Title Liens or Foreclosed	52,068.31
Other Public Safety				Balance Outstanding Dec. 31, 1972	332,815.80
PUBLIC WORKS				PRIOR YEARS TAXES OUTSTANDING	
Streets and Drainage	365,547.78	Public Enterprises		Balance January 1, 1972	241,202.59
Sewers and Sewage Processing		Recreation—Culture	14,500.00	Collected in 1972	222,537.55
Garbage and Trash Disposal		Public Works	25,555.00	Cancelled, Abated or Adjusted 1972	1.24
Public Buildings and Grounds	71,500.00	Buildings and Grounds		Transfers to Tax Title Liens or Foreclosed	5,019.69
Other Public Works	11,100.00	Library and Education		Balance December 31, 1972	5,644.47
HEALTH and WELFARE		Conservation		TAX TITLE LIENS OUTSTANDING	
Health Services Except Environmental	17,575.00	All Other		Balance January 1, 1972	99,522.23
Welfare-Public Assistance	2,250.00	CAPITAL DEBT AUTHORIZED, DECEMBER 31, 1972		Transfers From Taxes	62,095.24
Hospitals, Clinics, First Aid		ISSUED AND UNISSUED GROSS DEBT NET DEBT		Redeemed in 1972	27,223.57
Animal, Insect, & Rodent Control	4,360.00	School 11,480,350 2,338,867		Cancelled, Abated or Adjusted (1972)	
Other Welfare Services		Self-Liquidating 110,000 110,000		Transfers to Foreclosed Property	
RECREATION and CONSERVATION		Other 11,590,350 2,448,867		Balance December 31, 1972	134,393.90
Beaches and Boardwalks	4,600.00	ISSUED AND OUTSTANDING		PROPERTY ACQUIRED BY DEED OR FORECLOSURE	
Parks, Playgrounds, Shade Trees		School 10,530,350.00		Balance January 1, 1972	20,250.00
Land Reclamation & Conservation	23,250.00	Self-Liquidating 110,000.00		Transfers From Taxes or Liens	
Other Recreational Services		Other 10,640,350.00		Sale for Cash (1972)	
EDUCATION (excluding schools)		Total 10,640,350.00		Cancelled, Abated or Adjusted (1972)	
Libraries	18,000.00	EQUALIZED VALUATION BASIS		Balance December 31, 1972	20,250.00
Other Educational Services	300.00	FOR NET DEBT COMPUTATION	150,537,073.67	CURRENT FINANCES DECEMBER 31, 1972	
STATUTORY EXPENDITURES		REAL PROPERTY VALUATIONS		ASSETS	
Pensions & F. I. C. A.	38,100.00	Code Class # of Parcels % VAL'N ASSESSED VALUATION		Cash Dec. 31, 1972	469,541.58
Employee Fringe Benefits	17,250.00	1 Vacant Land 814 9.74 15,376,050.00		Taxes Receivable	342,460.27
Other Statutory Expenditures		2 Residential 3158 74.33 117,385,100.00		Tax Title Liens	134,393.00
MUNICIPAL FUNCTIONS TOTAL 1,251,496.47		3 Farm 119 1.86 2,938,150.00		Foreclosed Property	20,250.00
CAPITAL IMPROVEMENTS *MEMO* 54,000.00		4a Commercial 104 7.34 11,599,300.00		Emergencies & Other Deferred Charges	26,674.58
DEBT SERVICE		4b Industrial 41 6.73 10,631,400.00		State Aid Receivable	838.60
Principal Payments	38,000.00	4c Apartments 4236 Total 157,930,000.00		Other Receivables	2,721.68
Interest Payments	5,395.00	Land Area 18.97 Sq. Miles		Total	596,881.01
DEFERRED CHARGES 39,558.07		Net Valuation Taxable-Municipal 159,160,710.00		LIABILITIES, RESERVES, AND SURPLUS	
SCHOOL, COUNTY, SPECIAL DISTRICT TAXES 4,953,378.89		Net Valuation Taxable-County 163,295,200.00		Cash Liabilities	149,612.53
RESERVE FOR UNCOLLECTED TAXES 421,769.09		State Equalization Ratio 92.47		Reserves for Receivables	495,825.85
EMERGENCY EMPLOYMENT ACT OF 1971 11,440.00				Surplus Dec. 31, Total	347,442.63
EXPENDITURES TOTAL 6,731,037.52					596,881.01

0237

Population 1970 2,951
 Population 1972 3,025
 S & P Rating
 Moody Rating BAA

General Tax Rate Per \$100. 1.68
 State Equalized Tax Rate 1.62

MOONACHIE BOROUGH — BERGEN COUNTY
 Form of Government:
 Borough Council
 Number of Members on Governing Body 6

PER CAPITA:
 Gross Debt 442.21
 Net Debt 211.95
 Debt Service 15.08
 Total Tax Levy 459.00
 Municipal Expenditures 192.71

PER CENT:
 Gross Debt 1.78
 Net Debt .85
 Tax Levy Collected 96.58
 Tax Levy Cancelled, Abated or Adjusted .10

EXPENDITURES		REVENUES-REALIZED		1972 PROPERTY TAX	
GENERAL GOVERNMENT		1972 Property Taxes Collected		STATE EQUALIZED TAX RATE	
Governing Body & Public Boards	7,500.00	1,345,137.41		Local District School Taxes	.84 708,166.08
Municipal Clerk		16,567.57		Regional & Consolidated School Tax	
Financial Administration	8,400.00	41,315.04		School Taxes in Municipal Budget	
Assessment of Taxes	7,135.00	65,465.62		County Taxes	.39 323,585.03
Collection of Taxes	8,780.00	132,460.60		County Library Taxes	
Planning, Housing & Development	8,045.00	11,883.91		Local Municipal Purpose Taxes	.37 307,558.45
Human Resources	1,600.00	6,426.42		Veteran & Senior Citizen Taxes	.02 16,580.00
Elections	500.00	32,482.57		Total Taxes for Rate Computation	1.62 1,356,333.56
General Administration (other)	122,250.00	61,767.73		Special District Taxes	
JUDICIARY		70,000.00		Bank Stock Taxes	3,765.21
Municipal Courts	7,570.00	1,713,511.27		Added and Omitted Taxes	44,956.24
PUBLIC SAFETY		70,000.00		Total Taxes Levied - ABSTRACT	1,388,475.01
Fire Protection	40,375.00	1,783,511.27		Total Taxes Billed	1,392,758.40
Police Protection	102,200.00	CAPITAL OUTLAY		1972 TAXES COLLECTED	1,345,137.41
Civil Defense & Disaster Control	4,806.50	TOTAL		1972 Taxes Cancelled, Abated or Adjusted	1,334.55
Environmental Inspection & Control		7,575.56		Transfer to Tax Title Liens or Foreclosed	
Other Public Safety		Public Enterprises		Balance Outstanding Dec. 31, 1972	46,286.40
PUBLIC WORKS		7,177.72		PRIOR YEARS TAXES OUTSTANDING	
Streets and Drainage	57,381.00	357.84		Balance January 1, 1972	35,553.36
Sewers and Sewage Processing		All Other		Collected in 1972	38,995.42
Garbage and Trash Disposal	31,000.00	CAPITAL DEBT AUTHORIZED, DECEMBER 31, 1972		Cancelled, Abated or Adjusted 1972	
Public Buildings and Grounds	6,500.00	ISSUED AND UNISSUED		Transfers to Tax Title Liens or Foreclosed	
Other Public Works		SCHOOL		Balance December 31, 1972	557.94
HEALTH and WELFARE		GROSS DEBT		TAX TITLE LIENS OUTSTANDING	
Health Services Except Environmental	4,308.00	NET DEBT		Balance January 1, 1972	2,319.62
Welfare-Public Assistance	200.00	530,000		Transfers From Taxes	
Hospitals, Clinics, First Aid		132,588		Redeemed in 1972	2,319.62
Animal, Insect, & Rodent Control	500.00	674,712		Cancelled, Abated or Adjusted (1972)	
Other Welfare Services		1,337,700		Transfers to Foreclosed Property	
RECREATION and CONSERVATION		ISSUED AND OUTSTANDING		Balance December 31, 1972	
Beaches and Boardwalks	12,600.00	SCHOOL		PROPERTY ACQUIRED BY DEED OR	
Parks, Playgrounds, Shade Trees		Self-Liquidating		FORECLOSURE	
Land Reclamation & Conservation		Other		Balance January 1, 1972	6,650.00
Other Recreational Services	1,500.00	Total		Transfers From Taxes or Liens	
EDUCATION (excluding schools)		EQUALIZED VALUATION BASIS		Sale for Cash (1972)	
Libraries		FOR NET DEBT COMPUTATION		Cancelled, Abated or Adjusted (1972)	
Other Educational Services		REAL PROPERTY VALUATIONS		Balance December 31, 1972	6,650.00
STATUTORY EXPENDITURES		Code Class # of Parcels % VAL'N		CURRENT FINANCES DECEMBER 31, 1972	
Pensions & F. I. C. A.	28,000.00	ASSESSED VALUATION		ASSETS	
Employee Fringe Benefits	9,800.00	1 Vacant Land 77 9.51		Cash Dec. 31, 1972	726,397.29
Other Statutory Expenditures		2 Residential 520 19.50		Taxes Receivable	47,244.34
MUNICIPAL FUNCTIONS		3 Farm		Tax Title Liens	
CAPITAL IMPROVEMENTS	140,000.00	4a Commercial 25 4.56		Foreclosed Property	6,650.00
DEBT SERVICE		4b Industrial 107 66.44		Emergencies & Other Deferred Charges	5,560.00
Principal Payments	23,077.00	4c Apartments 726		State Aid Receivable	1,952.87
Interest Payments	22,551.87	Total		Other Receivables	28,769.00
DEFERRED CHARGES	5,143.05	Land Area 1.60 Sq. Miles		Total	817,013.50
SCHOOL, COUNTY, SPECIAL DISTRICT TAXES	1,032,155.11	Net Valuation Taxable-Municipal		LIABILITIES, RESERVES, AND SURPLUS	
RESERVE FOR UNCOLLECTED TAXES	53,688.84	80,530,520.00		Cash Liabilities	481,108.20
EMERGENCY EMPLOYMENT ACT OF 1971	7,550.50	84,553,989.00		Reserves for Receivables	82,663.34
EXPENDITURES	1,615,116.91	State Equalization Ratio 96.44		Surplus Dec. 31, 1971	253,241.96
				Total	817,013.50

0322

Population 1970 15,577
 Population 1972 15,910
 S & P Rating A
 Moody Rating A

General Tax Rate Per \$100. 4.60
 State Equalized Tax Rate 3.49

MOORESTOWN TOWNSHIP — BURLINGTON CO.
 Form of Government:
 Council-Manager Plan E (OMCL50)
 Number of Members on Governing Body 5

PER CAPITA:
 Gross Debt 840.28
 Net Debt 351.74
 Debt Service 2.20
 Total Tax Levy 447.05
 Municipal Expenditures 153.02

PER CENT:
 Gross Debt 7.80
 Net Debt 3.27
 Tax Levy Collected 96.89
 Tax Levy Cancelled, Abated or Adjusted .15

EXPENDITURES		REVENUES-REALIZED		1972 PROPERTY TAX	
GENERAL GOVERNMENT				STATE EQUALIZED TAX RATE 2.43	
Governing Body & Public Boards	6,225.00	1972 Property Taxes Collected 7,021,338.45		Local District School Taxes	4,855,503.00
Municipal Clerk		1972 Payments in Lieu of Taxes		Regional & Consolidated School Tax	
Financial Administration	33,527.00	Delinquent Tax & Lien Collections 231,330.22		School Taxes in Municipal Budget	
Assessment of Taxes	99,470.00	Business Personalty Replacement Taxes 292,110.98		County Taxes	1,284,957.23
Collection of Taxes	23,565.00	Taxes from Public Utilities 361,356.26		County Library Taxes	127.68
Planning, Housing & Development	11,200.00	Other Miscellaneous Tax Revenues 2,160.39		Local Municipal Purpose Taxes	748,078.01
Human Resources	1,000.00	State Aid Revenues 63,960.19		Veteran & Senior Citizen Taxes	50,230.00
Elections		Federal Aid Revenues 24,714.52		Total Taxes for Rate Computation	7,018,895.52
General Administration (other)	219,260.00	State and Local Fiscal Assistance Act Utilized		Special District Taxes	
JUDICIARY		Sale of Acquired Property 39,300.00		Bank Stock Taxes	15,521.99
Municipal Courts	25,820.00	Other Miscellaneous Revenues 250,243.09		Added and Omitted Taxes	167,500.06
PUBLIC SAFETY		Other Revenues, Revenue Sharing Tax Effort 63,370.73		Total Taxes Levied - ABSTRACT	7,112,487.97
Fire Protection	1,570.00	Total 8,345,884.83		Total Taxes Billed	7,246,536.15
Police Protection	510,840.00	Prior Years Surplus Appropriated 733,732.00		1972 TAXES COLLECTED	7,021,338.45
Civil Defense & Disaster Control		REVENUES TOTAL 9,083,616.83		1972 Taxes Cancelled, Abated or Adjusted	10,804.14
Environmental Inspection & Control		CAPITAL OUTLAY TOTAL 495,716.68		Transfer to Tax Title Liens or Foreclosed	19,410.90
Other Public Safety		Public Enterprises 93,641.02		Balance Outstanding Dec. 31, 1972	155,382.66
PUBLIC WORKS		Recreation—Culture 191,696.55		PRIOR YEARS TAXES OUTSTANDING	
Streets and Drainage	275,750.00	Public Works 177,712.13		Balance January 1, 1972	265,249.50
Sewers and Sewage Processing	5,000.00	Buildings and Grounds 32,666.58		Collected in 1972	223,470.26
Garbage and Trash Disposal	146,655.00	Library and Education		Cancelled, Abated or Adjusted 1972	16,820.06
Public Buildings and Grounds	59,720.00	Conservation		Transfers to Tax Title Liens or Foreclosed	2,420.63
Other Public Works	73,625.00	All Other		Balance December 31, 1972	26,538.55
HEALTH and WELFARE		CAPITAL DEBT AUTHORIZED, DECEMBER 31, 1972		TAX TITLE LIENS OUTSTANDING	
Health Services Except Environmental	4,500.00	ISSUED AND UNISSUED GROSS DEBT NET DEBT		Balance January 1, 1972	62,205.38
Welfare-Public Assistance		School 6,157,000		Transfers From Taxes	22,122.99
Hospitals, Clinics, First Aid		Self-liquidating 2,484,525		Redeemed in 1972	8,300.85
Animal, Insect, & Rodent Control	450.00	Other 4,727,403		Cancelled, Abated or Adjusted (1972)	2,418.00
Other Welfare Services	1,840.00	Total 13,368,928		Transfers to Foreclosed Property	5,517.58
RECREATION and CONSERVATION		ISSUED AND OUTSTANDING		Balance December 31, 1972	67,691.54
Beaches and Boardwalks		School 6,157,000.00		PROPERTY ACQUIRED BY DEED OR FORECLOSURE	
Parks, Playgrounds, Shade Trees	120,455.00	Self-Liquidating 2,403,742.88		Balance January 1, 1972	60,244.08
Land Reclamation & Conservation		Other 1,036,053.29		Transfers From Taxes or Liens	5,517.58
Other Recreational Services	55,184.00	Total 9,556,756.17		Sale for Cash (1972)	
EDUCATION (excluding schools)		EQUALIZED VALUATION BASIS		Cancelled, Abated or Adjusted (1972)	39,300.00
Libraries	150,150.00	FOR NET DEBT COMPUTATION 171,368,274.00		Balance December 31, 1972	26,861.66
Other Educational Services		REAL PROPERTY VALUATIONS		CURRENT FINANCES DECEMBER 31, 1972	
STATUTORY EXPENDITURES		Code Class # of Parcels % VAL'N ASSESSED VALUATION		ASSETS	
Pensions & F. I. C. A.	55,245.86	1 Vacant Land 494 2.21 3,302,270.00		Cash Dec. 31, 1972	3,255,967.13
Employee Fringe Benefits	30,560.00	2 Residential 3985 59.63 89,107,215.00		Taxes Receivable	221,521.21
Other Statutory Expenditures		3 Farm 118 1.90 2,834,150.00		Tax Title Liens	67,691.54
MUNICIPAL FUNCTIONS TOTAL 2,000,055.86		4a Commercial 179 23.33 34,855,350.00		Foreclosed Property	26,861.66
CAPITAL IMPROVEMENTS *MEMO* 524,980.00		4b Industrial 33 10.67 15,539,570.00		Emergencies & Other Deferred Charges	80,700.00
DEBT SERVICE		4c Apartments 13 2.27 3,389,450.00		State Aid Receivable	22,896.85
Principal Payments	20,550.00	Total 4822 149,428,405.00		Other Receivables	4,910.26
Interest Payments	14,411.00	Land Area 15.18 Sq. Miles		Total	3,680,949.05
DEFERRED CHARGES		Net Valuation Taxable-Municipal 152,849,384.00		LIABILITIES, RESERVES, AND SURPLUS	
SCHOOL, COUNTY, SPECIAL DISTRICT TAXES	6,180,587.91	Net Valuation Taxable-County 205,596,484.00		Cash Liabilities	2,733,655.39
RESERVE FOR UNCOLLECTED TAXES	347,075.00	State Equalization Ratio 75.91		Reserves for Receivables	321,385.07
EMERGENCY EMPLOYMENT ACT OF 1971	25,567.00			Surplus Dec. 31,	625,908.59
EXPENDITURES TOTAL 8,615,131.91				Total	3,680,949.05

1422

Population 1970 19,414
 Population 1972 19,940
 S & P Rating A
 Moody Rating A-1

General Tax Rate Per \$100. 4.13
 State Equalized Tax Rate 2.87

MORRIS TOWNSHIP — MORRIS COUNTY

Form of Government:
 Township Committee
 Number of Members on Governing Body 5

PER CAPITA:
 Gross Debt 508.28
 Net Debt 109.81
 Debt Service 2.25
 Total Tax Levy 476.24
 Municipal Expenditures 173.65

PER CENT:
 Gross Debt 3.54
 Net Debt .76
 Tax Levy Collected 57.73
 Tax Levy Cancelled, Abated or Adjusted .32

EXPENDITURES		REVENUES-REALIZED		1972 PROPERTY TAX	
GENERAL GOVERNMENT		1972 Property Taxes Collected		STATE EQUALIZED TAX RATE	
Governing Body & Public Boards		9,307,271.23		Local District School Taxes .81	2,697,279.25
Municipal Clerk		183,947.48		Regional & Consolidated School Tax .99	3,279,089.09
Financial Administration	33,930.00	238,273.34		School Taxes in Municipal Budget	
Assessment of Taxes	27,615.00	381,532.93		County Taxes .40	1,317,540.19
Collection of Taxes	33,395.00	124,761.40		County Library Taxes	
Planning, Housing & Development	41,015.00	48,880.00		Local Municipal Purpose Taxes .65	2,140,099.66
Human Resources		588,000.00		Veteran & Senior Citizen Taxes .02	81,550.00
Elections	6,100.00	10,488,867.70		Total Taxes for Rate Computation 2.87	9,515,558.19
General Administration (other)	321,275.00	526,764.40		Special District Taxes	
JUDICIARY		2,469.54		Bank Stock Taxes	4,712.79
Municipal Courts	20,640.00	670,485.73		Added and Omitted Taxes	57,518.41
PUBLIC SAFETY		106,587.06		Total Taxes Levied - ABSTRACT	9,496,239.39
Fire Protection	238,815.65	8,319,022.09		Total Taxes Billed	9,523,620.46
Police Protection	662,141.43	286,659,835.33		1972 TAXES COLLECTED	9,307,271.23
Civil Defense & Disaster Control	12,450.00	3,965,622.09		1972 Taxes Cancelled, Abated or Adjusted	30,221.57
Environmental Inspection & Control	20,665.00	4,271,000.00		Transfer to Tax Title Liens or Foreclosed	14,773.64
Other Public Safety		82,400.00		Balance Outstanding Dec. 31, 1972	171,354.02
PUBLIC WORKS		7,800.00		PRIOR YEARS TAXES OUTSTANDING	
Streets and Drainage	626,475.00	1,851,619.00		Balance January 1, 1972	255,660.08
Sewers and Sewage Processing		1,851,619.00		Collected in 1972	176,229.99
Garbage and Trash Disposal	217,425.00	1,851,619.00		Cancelled, Abated or Adjusted 1972	75,639.53
Public Buildings and Grounds	17,560.00	1,851,619.00		Transfers to Tax Title Liens or Foreclosed	3,790.56
Other Public Works		1,851,619.00		Balance December 31, 1972	
HEALTH and WELFARE		1,851,619.00		TAX TITLE LIENS OUTSTANDING	
Health Services Except Environmental	43,115.00	1,851,619.00		Balance January 1, 1972	38,836.68
Welfare-Public Assistance		1,851,619.00		Transfers From Taxes	19,141.10
Hospitals, Clinics, First Aid		1,851,619.00		Redeemed in 1972	7,717.49
Animal, Insect, & Rodent Control	3,500.00	1,851,619.00		Cancelled, Abated or Adjusted (1972)	
Other Welfare Services		1,851,619.00		Transfers to Foreclosed Property	
RECREATION and CONSERVATION		1,851,619.00		Balance December 31, 1972	50,260.29
Beaches and Boardwalks		1,851,619.00		PROPERTY ACQUIRED BY DEED OR FORECLOSURE	
Parks, Playgrounds, Shade Trees	141,184.00	1,851,619.00		Balance January 1, 1972	7,800.00
Land Reclamation & Conservation	45,380.00	1,851,619.00		Transfers From Taxes or Liens	
Other Recreational Services		1,851,619.00		Sale for Cash (1972)	
EDUCATION (excluding schools)		1,851,619.00		Cancelled, Abated or Adjusted (1972)	
Libraries	55,627.00	1,851,619.00		Balance December 31, 1972	7,800.00
Other Educational Services		1,851,619.00		CURRENT FINANCES DECEMBER 31, 1972	
STATUTORY EXPENDITURES		1,851,619.00		ASSETS	
Pensions & F. I. C. A.	140,000.00	1,851,619.00		Cash Dec. 31, 1972	1,332,107.93
Employee Fringe Benefits	49,500.00	1,851,619.00		Taxes Receivable	171,354.02
Other Statutory Expenditures		1,851,619.00		Tax Title Liens	50,260.29
MUNICIPAL FUNCTIONS		1,851,619.00		Foreclosed Property	7,800.00
CAPITAL IMPROVEMENTS	2,801,808.08	1,851,619.00		Emergencies & Other Deferred Charges	24,380.00
DEBT SERVICE		1,851,619.00		State Aid Receivable	117,000.00
Principal Payments	40,800.00	1,851,619.00		Other Receivables	148,716.76
Interest Payments	4,000.00	1,851,619.00		Total	1,851,619.00
DEFERRED CHARGES	140,948.34	1,851,619.00		LIABILITIES, RESERVES, AND SURPLUS	
SCHOOL, COUNTY, SPECIAL DISTRICT TAXES	7,293,908.53	1,851,619.00		Cash Liabilities	696,348.88
RESERVE FOR UNCOLLECTED TAXES	474,974.48	1,851,619.00		Reserves for Receivables	378,131.07
EMERGENCY EMPLOYMENT ACT OF 1971		1,851,619.00		Surplus Dec. 31,	777,139.05
EXPENDITURES	10,756,439.43	1,851,619.00		Total	1,851,619.00

1423

Population 1970 5,540
 Population 1972 5,670
 S & P Rating
 Moody Rating

General Tax Rate Per \$100. 3.34
 State Equalized Tax Rate 2.55

MORRIS PLAINS BOROUGH — MORRIS COUNTY

Form of Government:
 Borough Council
 Number of Members on Governing Body 6

PER CAPITA:
 Gross Debt 971.69
 Net Debt 789.15
 Debt Service 4.87
 Total Tax Levy 452.43
 Municipal Expenditures 195.50

PER CENT:
 Gross Debt 6.24
 Net Debt 5.06
 Tax Levy Collected 97.62
 Tax Levy Cancelled, Abated or Adjusted .05

EXPENDITURES		REVENUES-REALIZED		1972 PROPERTY TAX	
GENERAL GOVERNMENT				STATE EQUALIZED TAX RATE 1.60	
Governing Body & Public Boards		1972 Property Taxes Collected 2,509,191.39		Local District School Taxes	1,621,356.00
Municipal Clerk				Regional & Consolidated School Tax	
Financial Administration	3,700.00	1972 Payments in Lieu of Taxes		School Taxes in Municipal Budget	
Assessment of Taxes	6,100.00	Delinquent Tax & Lien Collections 55,281.85		County Taxes	406,245.00
Collection of Taxes	21,337.00	Business Personalty Replacement Taxes 147,049.61		County Library Taxes	20,016.26
Planning, Housing & Development	15,154.00	Taxes from Public Utilities 111,936.11		Local Municipal Purpose Taxes	498,648.02
Human Resources		Other Miscellaneous Tax Revenues		Veteran & Senior Citizen Taxes	33,640.00
Elections	1,825.00	State Aid Revenues 23,364.16		Total Taxes for Rate Computation	2,589,905.28
General Administration (other)	114,629.00	Federal Aid Revenues 45,732.83		Special District Taxes	
JUDICIARY		State and Local Fiscal Assistance Act Utilized		Bank Stock Taxes	3,661.24
Municipal Courts	8,131.00	Sale of Acquired Property 9,500.00		Added and Omitted Taxes	5,361.88
PUBLIC SAFETY		Other Miscellaneous Revenues 72,373.12		Total Taxes Levied - ABSTRACT	2,565,288.40
Fire Protection	27,361.00	Other Revenues, Revenue Sharing Tax Effort 26,886.65		Total Taxes Billed	2,570,406.57
Police Protection	264,093.00	Total 3,001,315.72		1972 TAXES COLLECTED	2,509,191.39
Civil Defense & Disaster Control	4,460.00	Prior Years Surplus Appropriated 236,000.00		1972 Taxes Cancelled, Abated or Adjusted	1,285.22
Environmental Inspection & Control	3,357.00	REVENUES TOTAL 3,237,315.72		Transfer to Tax Title Liens or Foreclosed	2,599.32
Other Public Safety		CAPITAL OUTLAY TOTAL 1,255,223.12		Balance Outstanding Dec. 31, 1972	56,531.04
PUBLIC WORKS				PRIOR YEARS TAXES OUTSTANDING	
Streets and Drainage	178,401.00	Public Enterprises 1,219,627.22		Balance January 1, 1972	49,165.88
Sewers and Sewage Processing		Recreation—Culture 10,565.50		Collected in 1972	48,811.50
Garbage and Trash Disposal	47,140.00	Public Works 6,530.40		Cancelled, Abated or Adjusted 1972	280.00
Public Buildings and Grounds	19,515.00	Buildings and Grounds 18,500.00		Transfers to Tax Title Liens or Foreclosed	39.71
Other Public Works	14,000.00	Library and Education		Balance December 31, 1972	34.67
HEALTH and WELFARE		Conservation		TAX TITLE LIENS OUTSTANDING	
Health Services Except Environmental	5,470.00	All Other		Balance January 1, 1972	14,813.82
Welfare-Public Assistance	700.00	CAPITAL DEBT AUTHORIZED, DECEMBER 31, 1972		Transfers From Taxes	3,069.45
Hospitals, Clinics, First Aid	500.00	ISSUED AND UNISSUED GROSS DEBT NET DEBT		Redeemed in 1972	6,470.35
Animal, Insect, & Rodent Control	2,200.00	School 1,035,000		Cancelled, Abated or Adjusted (1972)	41.49
Other Welfare Services		Self-liquidating		Transfers to Foreclosed Property	
RECREATION and CONSERVATION		Other 4,474,500		Balance December 31, 1972	11,371.43
Beaches and Boardwalks		Total 5,509,500		PROPERTY ACQUIRED BY DEED OR FORECLOSURE	
Parks, Playgrounds, Shade Trees	21,455.00	ISSUED AND OUTSTANDING		Balance January 1, 1972	16,380.00
Land Reclamation & Conservation	33,296.00	School 1,035,000.00		Transfers From Taxes or Liens	
Other Recreational Services	28,642.00	Self-Liquidating		Sale for Cash (1972)	9,500.00
EDUCATION (excluding schools)		Other 3,380,000.00		Cancelled, Abated or Adjusted (1972)	
Libraries	9,900.00	Total 4,415,000.00		Balance December 31, 1972	6,880.00
Other Educational Services	250.00	EQUALIZED VALUATION BASIS		CURRENT FINANCES DECEMBER 31, 1972	
STATUTORY EXPENDITURES		FOR NET DEBT COMPUTATION 88,348,719.33		ASSETS	
Pensions & F. I. C. A.	34,835.00	REAL PROPERTY VALUATIONS		Cash Dec. 31, 1972	523,245.03
Employee Fringe Benefits		Code Class # of Parcels % VAL'N		Taxes Receivable	56,565.71
Other Statutory Expenditures		1 Vacant Land 230 3.05		Tax Title Liens	11,271.43
MUNICIPAL FUNCTIONS TOTAL 866,451.00		2 Residential 1508 56.21		Foreclosed Property	6,880.00
CAPITAL IMPROVEMENTS **MEMO** 106,000.00		3 Farm		Emergencies & Other Deferred Charges	20,400.00
DEBT SERVICE		4a Commercial 64 10.74		State Aid Receivable	51,975.00
Principal Payments	15,000.00	4b Industrial 6 30.00		Other Receivables	12,475.88
Interest Payments	12,632.50	4c Apartments		Total	683,313.05
DEFERRED CHARGES		1808 Total 76,645,350.00		LIABILITIES, RESERVES, AND SURPLUS	
SCHOOL, COUNTY, SPECIAL DISTRICT TAXES	10,600.00	Land Area 2.60 Sq. Miles		Cash Liabilities	204,149.23
RESERVE FOR UNCOLLECTED TAXES	2,057,617.26	Net Valuation Taxable-Municipal 77,686,343.00		Reserves for Receivables	87,693.02
EMERGENCY EMPLOYMENT ACT OF 1971	197,069.51	Net Valuation Taxable-County 99,023,796.00		Surplus Dec. 31,	391,470.80
EXPENDITURES TOTAL 3,168,355.67		State Equalization Ratio 76.48		Total	683,313.05

1424

Population 1970 17,662
 Population 1972 17,775
 S & P Rating AA
 Moody Rating AA

General Tax Rate Per \$100. 4.06
 State Equalized Tax Rate 4.22

MORRISTOWN TOWN — MORRIS COUNTY

Form of Government:

Town Council

Number of Members on Governing Body 9

PER CAPITA:

Gross Debt 987.41
 Net Debt 632.57
 Debt Service 13.51
 Total Tax Levy 420.10
 Municipal Expenditures 246.78

PER CENT:

Gross Debt 11.12
 Net Debt 7.13
 Tax Levy Collected 94.75
 Tax Levy Cancelled, Abated or Adjusted 1.76

EXPENDITURES		REVENUES-REALIZED		1972 PROPERTY TAX	
GENERAL GOVERNMENT		1972 Property Taxes Collected		STATE EQUALIZED TAX RATE	
Governing Body & Public Boards			7,089,591.22	Local District School Taxes	1.08
Municipal Clerk		1972 Payments in Lieu of Taxes		Regional & Consolidated School Tax	1.11
Financial Administration	42,545.00	Delinquent Tax & Lien Collections	133,095.80	School Taxes in Municipal Budget	
Assessment of Taxes	30,527.00	Business Personalty Replacement Taxes	282,516.31	County Taxes	.44
Collection of Taxes	28,905.00	Taxes from Public Utilities	316,577.61	County Library Taxes	
Planning, Housing & Development	17,650.00	Other Miscellaneous Tax Revenues	8,825.64	Local Municipal Purpose Taxes	1.56
Human Resources	9,000.00	State Aid Revenues	126,124.54	Veteran & Senior Citizen Taxes	.03
Elections	10,500.00	Federal Aid Revenues	31,330.12	Total Taxes for Rate Computation	4.22
General Administration (other)	335,517.00	State and Local Fiscal Assistance Act Utilized	67,000.00	Special District Taxes	
JUDICIARY		Sale of Acquired Property		Bank Stock Taxes	34,472.39
Municipal Courts	37,214.00	Other Miscellaneous Revenues	244,284.97	Added and Omitted Taxes	8,843.06
PUBLIC SAFETY		Other Revenues, Revenue Sharing Tax Effort	79,548.87	Total Taxes Levied - ABSTRACT	7,467,297.22
Fire Protection	370,885.00	Total	8,379,255.08	Total Taxes Billed	7,482,309.50
Police Protection	**814,253.00	Prior Years Surplus Appropriated	400,000.00	1972 TAXES COLLECTED	7,089,591.22
Civil Defense & Disaster Control	6,800.00	REVENUES TOTAL	8,775,295.08	1972 Taxes Cancelled, Abated or Adjusted	131,597.51
Environmental Inspection & Control	12,454.00	CAPITAL OUTLAY TOTAL	2,900,019.32	Transfer to Tax Title Liens or Foreclosed	43,477.26
Other Public Safety				Balance Outstanding Dec. 31, 1972	217,643.51
PUBLIC WORKS				PRIOR YEARS TAXES OUTSTANDING	
Streets and Drainage	**365,706.00	Public Enterprises	620,765.40	Balance January 1, 1972	271,787.56
Sewers and Sewage Processing	**172,771.69	Recreation—Culture	20,042.50	Collected in 1972	128,193.62
Garbage and Trash Disposal	108,250.00	Public Works	1,711,065.58	Cancelled, Abated or Adjusted 1972	6,784.22
Public Buildings and Grounds	86,889.00	Buildings and Grounds	548,145.84	Transfers to Tax Title Liens or Foreclosed	6,877.99
Other Public Works		Library and Education		Balance December 31, 1972	129,931.73
HEALTH and WELFARE		Conservation		TAX TITLE LIENS OUTSTANDING	
Health Services Except Environmental	93,587.00	All Other		Balance January 1, 1972	97,157.00
Welfare-Public Assistance	20,310.00	CAPITAL DEBT AUTHORIZED, DECEMBER 31, 1972		Transfers From Taxes	51,226.72
Hospitals, Clinics, First Aid		ISSUED AND UNISSUED GROSS DEBT NET DEBT		Redeemed in 1972	4,502.18
Animal, Insect, & Rodent Control	15,500.00	School 2,184,377		Cancelled, Abated or Adjusted (1972)	
Other Welfare Services	550.00	Self-liquidating 7,422,800	3,307,000	Transfers to Foreclosed Property	
RECREATION and CONSERVATION		Other 7,944,000	7,944,000	Balance December 31, 1972	142,481.54
Beaches and Boardwalks		Total 17,551,177	11,251,000	PROPERTY ACQUIRED BY DEED OR FORECLOSURE	
Parks, Playgrounds, Shade Trees	286,403.00	ISSUED AND OUTSTANDING		Balance January 1, 1972	8,200.00
Land Reclamation & Conservation	300.00	School 2,184,377.51		Transfers From Taxes or Liens	
Other Recreational Services	1,400.00	Self-liquidating 6,376,000.00		Sale for Cash (1972)	
EDUCATION (excluding schools)		Other 4,269,000.00		Cancelled, Abated or Adjusted (1972)	
Libraries	57,658.00	Total 12,829,377.51		Balance December 31, 1972	8,200.00
Other Educational Services	2,000.00	EQUALIZED VALUATION BASIS		CURRENT FINANCES DECEMBER 31, 1972	
STATUTORY EXPENDITURES		FOR NET DEBT COMPUTATION	157,500,427.00	ASSETS	
Pensions & F. I. C. A.	204,500.00	REAL PROPERTY VALUATIONS		Cash Dec. 31, 1972	243,652.70
Employee Fringe Benefits	73,300.00	Code Class # of Parcels % VAL'N ASSESSED VALUATION		Taxes Receivable	247,575.64
Other Statutory Expenditures		1 Vacant Land 350 2.50 4,952,500.00		Tax Title Liens	142,481.54
MUNICIPAL FUNCTIONS		2 Residential 2688 44.76 76,464,800.00		Foreclosed Property	8,200.00
CAPITAL IMPROVEMENTS	*MEMO*	3 Farm 449 30.70 52,437,720.00		Emergencies & Other Deferred Charges	65,400.00
DEBT SERVICE		4a Commercial 26 3.52 6,013,200.00		State Aid Receivable	26,032.00
Principal Payments	142,000.00	4b Industrial 56 18.12 30,546,300.00		Other Receivables	5,619.09
Interest Payments	58,095.50	4c Apartments 3565 Total 170,814,520.00		Total	543,560.97
DEFERRED CHARGES	448,354.78	Land Area 2.86 Sq. Miles		LIABILITIES, RESERVES, AND SURPLUS	
SCHOOL, COUNTY, SPECIAL DISTRICT TAXES	4,655,582.02	Net Valuation Taxable-Municipal	184,375,233.00	Cash Liabilities	205,591.87
RESERVE FOR UNCOLLECTED TAXES	450,445.47	Net Valuation Taxable-County	192,904,905.00	Reserves for Receivables	508,876.27
EMERGENCY EMPLOYMENT ACT OF 1971	37,878.00	State Equalization Ratio	104.08	Surplus Dec. 31,	225,492.83
EXPENDITURES TOTAL	9,042,530.46			Total	543,560.97

1971/3000

1426

Population 1970 3,590
 Population 1972 3,870
 S & P Rating
 Moody Rating

General Tax Rate Per \$100. 4.59
 State Equalized Tax Rate 3.23

MOUNT ARLINGTON BOROUGH — MORRIS CO.
 Form of Government:
 Borough Council
 Number of Members on Governing Body 6

PER CAPITA:
 Gross Debt 49.82
 Net Debt 4.60
 Debt Service 4.29
 Total Tax Levy 282.98
 Municipal Expenditures 108.48

PER CENT:
 Gross Debt .65
 Net Debt .06
 Tax Levy Collected 95.11
 Tax Levy Cancelled, Abated or Adjusted .17

EXPENDITURES		REVENUES-REALIZED		1972 PROPERTY TAX	
GENERAL GOVERNMENT		1972 Property Taxes Collected		STATE EQUALIZED TAX RATE 3.23	
Governing Body & Public Boards		1972 Payments in Lieu of Taxes	1,045,316.13	Local District School Taxes	1.97
Municipal Clerk	5,790.00	Delinquent Tax & Lien Collections	45,118.01	Regional & Consolidated School Tax	
Financial Administration	4,100.00	Business Personalty Replacement Taxes	12,057.98	School Taxes in Municipal Budget	
Assessment of Taxes	4,580.00	Taxes from Public Utilities	36,942.19	County Taxes	.41
Collection of Taxes	4,300.00	Other Miscellaneous Tax Revenues	14,618.14	County Library Taxes	
Planning, Housing & Development		State Aid Revenues		Local Municipal Purpose Taxes	.81
Human Resources	545.00	Federal Aid Revenues		Veteran & Senior Citizen Taxes	.04
Elections	38,100.00	State and Local Fiscal Assistance Act Utilized		Total Taxes for Rate Computation	3.23
General Administration (other)		Sale of Acquired Property		Special District Taxes	
JUDICIARY		Other Miscellaneous Revenues	19,385.85	Bank Stock Taxes	1,021.53
Municipal Courts	2,405.00	Other Revenues, Revenue Sharing Tax Effort	9,498.01	Added and Omitted Taxes	15,859.32
PUBLIC SAFETY		Total	1,182,936.31	Total Taxes Levied - ABSTRACT	1,055,136.48
Fire Protection	12,325.00	Prior Years Surplus Appropriated	45,000.00	Total Taxes Billed	1,099,055.79
Police Protection	70,100.00	REVENUES TOTAL	1,227,936.31	1972 TAXES COLLECTED	1,045,316.13
Civil Defense & Disaster Control	500.00	CAPITAL OUTLAY TOTAL	14,300.00	1972 Taxes Cancelled, Abated or Adjusted	1,860.09
Environmental Inspection & Control	800.00	Public Enterprises		Transfer to Tax Title Liens or Foreclosed	5,727.06
Other Public Safety		Recreation—Culture		Balance Outstanding Dec. 31, 1972	46,152.51
PUBLIC WORKS		Public Works	14,300.00	PRIOR YEARS TAXES OUTSTANDING	
Streets and Drainage	110,039.14	Buildings and Grounds		Balance January 1, 1972	40,851.21
Sewers and Sewage Processing		Library and Education		Collected in 1972	40,851.21
Garbage and Trash Disposal	13,100.00	Conservation		Cancelled, Abated or Adjusted 1972	
Public Buildings and Grounds	35,000.00	All Other		Transfers to Tax Title Liens or Foreclosed	
Other Public Works		CAPITAL DEBT AUTHORIZED, DECEMBER 31, 1972		Balance December 31, 1972	
HEALTH and WELFARE		ISSUED AND UNISSUED		TAX TITLE LIENS OUTSTANDING	
Health Services Except Environmental	5,000.00	School	175,000	Balance January 1, 1972	15,698.57
Welfare-Public Assistance	500.00	Self-Liquidating		Transfers From Taxes	5,727.06
Hospitals, Clinics, First Aid	500.00	Other	17,800	Redeemed in 1972	4,266.80
Animal, Insect, & Rodent Control	600.00	Total	192,800	Cancelled, Abated or Adjusted (1972)	
Other Welfare Services		ISSUED AND OUTSTANDING		Transfers to Foreclosed Property	
RECREATION and CONSERVATION		School	175,000.00	Balance December 31, 1972	21,158.83
Beaches and Boardwalks		Self-Liquidating		PROPERTY ACQUIRED BY DEED OR	
Parks, Playgrounds, Shade Trees	3,000.00	Other	14,300.00	FORECLOSURE	
Land Reclamation & Conservation	4,000.00	Total	189,300.00	Balance January 1, 1972	12,905.00
Other Recreational Services		EQUALIZED VALUATION BASIS		Transfers From Taxes or Liens	
EDUCATION (excluding schools)		FOR NET DEBT COMPUTATION	29,457,628.67	Sale for Cash (1972)	
Libraries	7,877.00	REAL PROPERTY VALUATIONS		Cancelled, Abated or Adjusted (1972)	
Other Educational Services		Code Class # of Parcels % VAL'N		Balance December 31, 1972	12,905.00
STATUTORY EXPENDITURES				CURRENT FINANCES DECEMBER 31, 1972	
Pensions & F. I. C. A.	15,100.00			ASSETS	
Employee Fringe Benefits	8,086.22			Cash Dec. 31, 1972	145,469.02
Other Statutory Expenditures				Taxes Receivable	46,152.51
MUNICIPAL FUNCTIONS TOTAL	347,147.36			Tax Title Liens	21,158.83
CAPITAL IMPROVEMENTS *MEMO*	16,000.00			Foreclosed Property	12,505.00
DEBT SERVICE				Emergencies & Other Deferred Charges	10,374.34
Principal Payments	15,700.00			State Aid Receivable	7,132.81
Interest Payments	900.00			Other Receivables	906.29
DEFERRED CHARGES				Total	248,058.80
SCHOOL, COUNTY, SPECIAL DISTRICT TAXES	804,548.16			LIABILITIES, RESERVES, AND SURPLUS	
RESERVE FOR UNCOLLECTED TAXES	56,082.55			Cash Liabilities	81,465.02
EMERGENCY EMPLOYMENT ACT OF 1971				Reserves for Receivables	81,122.63
EXPENDITURES TOTAL	1,224,778.07			Surplus Dec. 31,	85,511.15
				Total	248,058.80

0425

Population 1970 5,625
 Population 1972 5,620
 S & P Rating
 Moody Rating

General Tax Rate Per \$100. 5.12
 State Equalized Tax Rate 3.41

MOUNT EPHRAIM BOROUGH — CAMDEN
 Form of Government: COUNTY
 Commission (1911)
 Number of Members on Governing Body 3

PER CAPITA:
 Gross Debt 31.48
 Net Debt 31.48
 Debt Service 4.09
 Total Tax Levy 204.23
 Municipal Expenditures 84.08

PER CENT:
 Gross Debt .55
 Net Debt .55
 Tax Levy Collected 98.92
 Tax Levy Cancelled, Abated or Adjusted

EXPENDITURES		REVENUES-REALIZED		1972 PROPERTY TAX	
GENERAL GOVERNMENT				STATE EQUALIZED TAX RATE 1.51	
Governing Body & Public Boards		1972 Property Taxes Collected		Local District School Taxes	523,315.00
Municipal Clerk	4,800.00	1972 Payments in Lieu of Taxes		Regional & Consolidated School Tax	
Financial Administration	4,575.00	Delinquent Tax & Lien Collections		School Taxes in Municipal Budget	
Assessment of Taxes	8,150.00	Business Personalty Replacement Taxes		County Taxes	353,007.42
Collection of Taxes	2,000.00	Taxes from Public Utilities		County Library Taxes	11,004.31
Planning, Housing & Development		Other Miscellaneous Tax Revenues		Local Municipal Purpose Taxes	250,382.20
Human Resources		State Aid Revenues		Veteran & Senior Citizen Taxes	47,275.00
Elections		Federal Aid Revenues		Total Taxes for Rate Computation	1,184,983.93
General Administration (other)	44,804.50	State and Local Fiscal Assistance Act Utilized		Special District Taxes	
JUDICIARY		Sale of Acquired Property		Bank Stock Taxes	3,517.80
Municipal Courts	7,150.00	Other Miscellaneous Revenues		Added and Omitted Taxes	6,550.58
PUBLIC SAFETY		Other Revenues, Revenue Sharing Tax Effort		Total Taxes Levied - ABSTRACT	1,147,777.31
Fire Protection	23,425.00	Prior Years Surplus Appropriated		Total Taxes Billed	1,147,849.78
Police Protection	108,525.00	REVENUES TOTAL		1972 TAXES COLLECTED	1,135,492.70
Civil Defense & Disaster Control	250.00	CAPITAL OUTLAY TOTAL		1972 Taxes Cancelled, Abated or Adjusted	
Environmental Inspection & Control	2,300.00			Transfer to Tax Title Liens or Foreclosed	
Other Public Safety				Balance Outstanding Dec. 31, 1972	12,357.08
PUBLIC WORKS				PRIOR YEARS TAXES OUTSTANDING	
Streets and Drainage	61,000.00			Balance January 1, 1972	6,520.15
Sewers and Sewage Processing	39,200.00			Collected in 1972	5,654.66
Garbage and Trash Disposal	38,200.00			Cancelled, Abated or Adjusted 1972	865.49
Public Buildings and Grounds	11,000.00			Transfers to Tax Title Liens or Foreclosed	
Other Public Works				Balance December 31, 1972	
HEALTH and WELFARE				TAX TITLE LIENS OUTSTANDING	
Health Services Except Environmental	1,000.00			Balance January 1, 1972	
Welfare-Public Assistance	1,875.01			Transfers From Taxes	
Hospitals, Clinics, First Aid				Redeemed in 1972	
Animal, Insect, & Rodent Control				Cancelled, Abated or Adjusted (1972)	
Other Welfare Services				Transfers to Foreclosed Property	
RECREATION and CONSERVATION				Balance December 31, 1972	
Beaches and Boardwalks				PROPERTY ACQUIRED BY DEED OR	
Parks, Playgrounds, Shade Trees				FORECLOSURE	
Land Reclamation & Conservation				Balance January 1, 1972	2,335.00
Other Recreational Services				Transfers From Taxes or Liens	
EDUCATION (excluding schools)				Sale for Cash (1972)	
Libraries				Cancelled, Abated or Adjusted (1972)	
Other Educational Services				Balance December 31, 1972	2,335.00
STATUTORY EXPENDITURES				CURRENT FINANCES DECEMBER 31, 1972	
Pensions & F. I. C. A.	16,875.55			ASSETS	
Employee Fringe Benefits	6,000.00			Cash Dec. 31, 1972	190,433.33
Other Statutory Expenditures				Taxes Receivable	12,357.08
MUNICIPAL FUNCTIONS TOTAL	350,375.55			Tax Title Liens	
CAPITAL IMPROVEMENTS *MEMO*	32,762.00			Foreclosed Property	2,335.00
DEBT SERVICE				Emergencies & Other Deferred Charges	22,635.43
Principal Payments	17,000.00			State Aid Receivable	8,000.00
Interest Payments	5,570.00			Other Receivables	33,705.32
DEFERRED CHARGES	8,158.88			Total	269,466.16
SCHOOL, COUNTY, SPECIAL DISTRICT TAXES	887,326.73			LIABILITIES, RESERVES, AND SURPLUS	
RESERVE FOR UNCOLLECTED TAXES	51,030.00			Cash Liabilities	95,793.41
EMERGENCY EMPLOYMENT ACT OF 1971				Reserves for Receivables	48,257.40
EXPENDITURES TOTAL	1,359,861.16			Surplus Dec. 31,	125,275.35
				Total	269,466.16

0323

Population 1970 12,713
 Population 1972 12,950
 S & P Rating
 Moody Rating

General Tax Rate Per \$100.
 5.29
 State Equalized Tax Rate
 4.84

MOUNT HOLLY TOWNSHIP — BURLINGTON CO.

Form of Government:

Council-Manager Plan A (OMCL50)

Number of Members on Governing Body 5

PER CAPITA:

Gross Debt 228.93
 Net Debt 1.39
 Debt Service 1.51
 Total Tax Levy 255.19
 Municipal Expenditures 112.92

PER CENT:

Gross Debt 4.99
 Net Debt .03
 Tax Levy Collected 92.63
 Tax Levy Cancelled, Abated
 or Adjusted .72

EXPENDITURES		REVENUES-REALIZED		1972 PROPERTY TAX	
GENERAL GOVERNMENT		1972 Property Taxes Collected		STATE EQUALIZED TAX RATE	
Governing Body & Public Boards			3,062,234.48	Local District School Taxes	1.87
Municipal Clerk		1972 Payments in Lieu of Taxes		Regional & Consolidated School Tax	1.26
Financial Administration	37,060.00	Delinquent Tax & Lien Collections	169,423.34	School Taxes in Municipal Budget	
Assessment of Taxes	19,149.00	Business Personalty Replacement Taxes	117,843.40	County Taxes	.63
Collection of Taxes		Taxes from Public Utilities	218,971.51	County Library Taxes	.03
Planning, Housing & Development	4,670.00	Other Miscellaneous Tax Revenues		Local Municipal Purpose Taxes	.95
Human Resources		State Aid Revenues	50,216.79	Veteran & Senior Citizen Taxes	.10
Elections	1,850.00	Federal Aid Revenues	92,585.78	Total Taxes for Rate Computation	4.84
General Administration (other)	144,542.00	State and Local Fiscal Assistance Act Utilized		Special District Taxes	
JUDICIARY		Sale of Acquired Property	2,100.00	Bank Stock Taxes	14,149.42
Municipal Courts	18,965.00	Other Miscellaneous Revenues	73,631.27	Added and Omitted Taxes	4,142.11
PUBLIC SAFETY		Other Revenues, Revenue Sharing Tax Effort	43,625.73	Total Taxes Levied - ABSTRACT	3,304,736.68
Fire Protection	48,595.00	Total	3,830,632.30	Total Taxes Billed	3,305,513.30
Police Protection	287,519.67	Prior Years Surplus Appropriated	150,000.00	1972 TAXES COLLECTED	3,062,234.48
Civil Defense & Disaster Control		REVENUES TOTAL	3,980,632.30	1972 Taxes Cancelled, Abated or Adjusted	23,681.35
Environmental Inspection & Control	7,900.00	CAPITAL OUTLAY TOTAL	146,863.23	Transfer to Tax Title Liens or Foreclosed	8,456.71
Other Public Safety				Balance Outstanding Dec. 31, 1972	211,540.76
PUBLIC WORKS				PRIOR YEARS TAXES OUTSTANDING	
Streets and Drainage	202,956.22	Public Enterprises		Balance January 1, 1972	182,346.54
Sewers and Sewage Processing		Recreation—Culture		Collected in 1972	162,990.54
Garbage and Trash Disposal	35,450.00	Public Works	23,232.51	Cancelled, Abated or Adjusted 1972	2,674.17
Public Buildings and Grounds	13,318.00	Buildings and Grounds	123,630.72	Transfers to Tax Title Liens or Foreclosed	1,511.63
Other Public Works		Library and Education		Balance December 31, 1972	15,170.20
HEALTH and WELFARE		Conservation		TAX TITLE LIENS OUTSTANDING	
Health Services Except Environmental	11,280.00	All Other		Balance January 1, 1972	34,240.89
Welfare-Public Assistance	7,792.00	CAPITAL DEBT AUTHORIZED, DECEMBER 31, 1972		Transfers From Taxes	9,645.26
Hospitals, Clinics, First Aid		ISSUED AND UNISSUED		Redeemed in 1972	6,432.80
Animal, Insect, & Rodent Control		School	2,712,628	Cancelled, Abated or Adjusted (1972)	
Other Welfare Services		Self-Liquidating		Transfers to Foreclosed Property	2,199.41
RECREATION and CONSERVATION		Other	252,000	Balance December 31, 1972	35,253.94
Beaches and Boardwalks		Total	2,964,628	PROPERTY ACQUIRED BY DEED OR	
Parks, Playgrounds, Shade Trees	52,682.63	ISSUED AND OUTSTANDING		FORECLOSURE	
Land Reclamation & Conservation	65,622.52	School	2,249,628.32	Balance January 1, 1972	23,360.85
Other Recreational Services	46,450.00	Self-Liquidating		Transfers From Taxes or Liens	2,764.15
EDUCATION (excluding schools)		Other	252,000.00	Sale for Cash (1972)	
Libraries	50,000.00	Total	2,501,628.32	Cancelled, Abated or Adjusted (1972)	2,100.00
Other Educational Services		EQUALIZED VALUATION BASIS		Balance December 31, 1972	24,025.00
STATUTORY EXPENDITURES		FOR NET DEBT COMPUTATION	59,394,395.33	CURRENT FINANCES DECEMBER 31, 1972	
Pensions & F. I. C. A.	52,872.00	REAL PROPERTY VALUATIONS		ASSETS	
Employee Fringe Benefits	23,600.00	Code Class # of Parcels % VAL'N		Cash Dec. 31, 1972	507,242.17
Other Statutory Expenditures		1 Vacant Land 178 1.35	806,700.00	Taxes Receivable	226,710.56
MUNICIPAL FUNCTIONS	1,136,714.04	2 Residential 3154 75.06	44,655,190.00	Tax Title Liens	35,253.94
CAPITAL IMPROVEMENTS	109,214.00	3 Farm 9 .22	131,230.00	Foreclosed Property	24,025.00
DEBT SERVICE		4a Commercial 211 17.10	10,183,400.00	Emergencies & Other Deferred Charges	28,931.52
Principal Payments	16,000.00	4b Industrial 14 3.42	2,038,050.00	State Aid Receivable	108,523.12
Interest Payments	3,589.00	4c Apartments 10 2.84	1,693,200.00	Other Receivables	24,157.37
DEFERRED CHARGES	9,520.48	3616 Total	59,551,770.00	Total	555,244.08
SCHOOL, COUNTY, SPECIAL DISTRICT TAXES	2,627,516.57	Land Area 2.91 Sq. Miles		LIABILITIES, RESERVES, AND SURPLUS	
RESERVE FOR UNCOLLECTED TAXES	264,041.45	Net Valuation Taxable-Municipal	63,444,817.00	Cash Liabilities	249,757.22
EMERGENCY EMPLOYMENT ACT OF 1971	32,067.07	Net Valuation Taxable-County	70,656,255.00	Reserves for Receivables	310,147.27
EXPENDITURES TOTAL	4,089,848.61	State Equalization Ratio	91.56	Surplus Dec. 31, 1971	395,339.59
				Total	555,244.08

0324

Population 1970 11,221
 Population 1972 12,400
 S & P Rating
 Moody Rating

General Tax Rate Per \$100. 4.17
 State Equalized Tax Rate 3.38

MOUNT LAUREL TOWNSHIP — BURLINGTON CO.
 Form of Government:
 Council-Manager Plan E (OMCL50)
 Number of Members on Governing Body 5

PER CAPITA:
 Gross Debt 700.32
 Net Debt 65.91
 Debt Service 3.70
 Total Tax Levy 385.72
 Municipal Expenditures 133.69
 PER CENT:
 Gross Debt 7.33
 Net Debt .69
 Tax Levy Collected 94.82
 Tax Levy Cancelled, Abated or Adjusted .61

EXPENDITURES		REVENUES-REALIZED		1972 PROPERTY TAX	
GENERAL GOVERNMENT				STATE EQUALIZED TAX RATE —→	
Governing Body & Public Boards	9,540.00	1972 Property Taxes Collected	4,544,292.98	Local District School Taxes 1.65	2,291,879.00
Municipal Clerk	23,255.00	1972 Payments in Lieu of Taxes		Regional & Consolidated School Tax .68	546,159.79
Financial Administration	12,140.00	Delinquent Tax & Lien Collections	302,157.08	School Taxes in Municipal Budget	
Assessment of Taxes	28,276.00	Business Personalty Replacement Taxes	66,848.70	County Taxes .56	765,682.10
Collection of Taxes	18,766.00	Taxes from Public Utilities	263,461.83	County Library Taxes .02	31,181.00
Planning, Housing & Development	33,566.00	Other Miscellaneous Tax Revenues		Local Municipal Purpose Taxes .42	581,855.36
Human Resources		State Aid Revenues	43,008.18	Veteran & Senior Citizen Taxes .04	56,770.00
Elections		Federal Aid Revenues	25,603.99	Total Taxes for Rate Computation 3.37	4,677,527.25
General Administration (other)	126,117.00	State and Local Fiscal Assistance Act Utilized		Special District Taxes	
JUDICIARY		Sale of Acquired Property		Bank Stock Taxes	2,144.64
Municipal Courts	28,207.00	Other Miscellaneous Revenues	227,487.52	Added and Omitted Taxes	155,570.80
PUBLIC SAFETY		Other Revenues, Revenue Sharing Tax Effort	100,223.48	Total Taxes Levied - ABSTRACT	4,782,872.69
Fire Protection	33,269.00	Total	5,573,424.16	Total Taxes Billed	4,792,497.66
Police Protection	308,654.00	Prior Years Surplus Appropriated	280,000.00	1972 TAXES COLLECTED	4,544,292.98
Civil Defense & Disaster Control	532.00	REVENUES TOTAL	5,853,424.16	1972 Taxes Cancelled, Abated or Adjusted	29,212.67
Environmental Inspection & Control	22,257.00	CAPITAL OUTLAY TOTAL	102,829.48	Transfer to Tax Title Liens or Foreclosed	14,242.68
Other Public Safety				Balance Outstanding Dec. 31, 1972	204,749.33
PUBLIC WORKS				PRIOR YEARS TAXES OUTSTANDING	
Streets and Drainage	267,554.33	Public Enterprises		Balance January 1, 1972	321,871.56
Sewers and Sewage Processing		Recreation—Culture		Collected in 1972	281,261.08
Garbage and Trash Disposal	65,177.00	Public Works	76,881.20	Cancelled, Abated or Adjusted 1972	15,451.04
Public Buildings and Grounds	43,005.00	Buildings and Grounds	25,548.28	Transfers to Tax Title Liens or Foreclosed	8,511.51
Other Public Works		Library and Education		Balance December 31, 1972	16,247.96
HEALTH and WELFARE		Conservation		TAX TITLE LIENS OUTSTANDING	
Health Services Except Environmental	2,550.00	All Other		Balance January 1, 1972	36,519.45
Welfare-Public Assistance	1,833.00	CAPITAL DEBT AUTHORIZED, DECEMBER 31, 1972		Transfers From Taxes	24,245.64
Hospitals, Clinics, First Aid		ISSUED AND UNISSUED GROSS DEBT NET DEBT		Redeemed in 1972	20,536.00
Animal, Insect, & Rodent Control		School 7,936,002 69,237		Cancelled, Abated or Adjusted (1972)	
Other Welfare Services		Self-liquidating 748,000 748,000		Transfers to Foreclosed Property	
RECREATION and CONSERVATION		Other 8,684,002 817,237		Balance December 31, 1972	40,229.09
Beaches and Boardwalks	500.00	ISSUED AND OUTSTANDING		PROPERTY ACQUIRED BY DEED OR FORECLOSURE	
Parks, Playgrounds, Shade Trees	350.00	School 5,710,076.48		Balance January 1, 1972	46,775.00
Land Reclamation & Conservation	22,965.00	Self-Liquidating 748,000.00		Transfers From Taxes or Liens	
Other Recreational Services		Other 6,458,076.48		Sale for Cash (1972)	
EDUCATION (excluding schools)		Total		Cancelled, Abated or Adjusted (1972)	
Libraries	23,702.00	EQUALIZED VALUATION BASIS FOR NET DEBT COMPUTATION	118,458,766.67	Balance December 31, 1972	46,775.00
Other Educational Services		REAL PROPERTY VALUATIONS		CURRENT FINANCES DECEMBER 31, 1972	
STATUTORY EXPENDITURES		Code Class # of Parcels % VAL'N ASSESSED VALUATION		ASSETS	
Pensions & F. I. C. A.	64,323.00	1 Vacant Land 857 5.14 5,706,575.00		Cash Dec. 31, 1972	2,091,481.31
Employee Fringe Benefits	20,000.00	2 Residential 3027 66.23 73,461,715.00		Taxes Receivable	220,997.29
Other Statutory Expenditures		3 Farm 313 5.02 5,572,155.00		Tax Title Liens	40,229.09
MUNICIPAL FUNCTIONS TOTAL	1,157,042.33	4a Commercial 126 13.18 14,615,600.00		Foreclosed Property	46,775.00
CAPITAL IMPROVEMENTS *MEMO*	33,000.00	4b Industrial 32 7.28 8,078,100.00		Emergencies & Other Deferred Charges	22,775.00
DEBT SERVICE		4c Apartments 7 3.14 3,480,900.00		State Aid Receivable	16,191.74
Principal Payments	23,400.00	Total 4362 110,915,045.00		Other Receivables	46,582.33
Interest Payments	22,500.00	Land Area 22.15 Sq. Miles		Total	2,485,031.76
DEFERRED CHARGES	25,216.53	Net Valuation Taxable-Municipal	112,331,625.00	LIABILITIES, RESERVES, AND SURPLUS	
SCHOOL, COUNTY, SPECIAL DISTRICT TAXES	4,038,901.89	Net Valuation Taxable-County	129,685,486.00	Cash Liabilities	1,574,057.51
RESERVE FOR UNCOLLECTED TAXES	399,327.11	State Equalization Ratio 81.11		Reserves for Receivables	354,583.71
EMERGENCY EMPLOYMENT ACT OF 1971	30,255.70			Surplus Dec. 31,	556,390.54
EXPENDITURES TOTAL	5,656,647.56			Total	2,485,031.76

1971/3000

1427

Population 1970 10,354
 Population 1972 13,890
 S & P Rating A
 Moody Rating

General Tax Rate Per \$100. 6.78
 State Equalized Tax Rate 4.01

MOUNT OLIVE TOWNSHIP — MORRIS COUNTY
 Form of Government:
 Mayor-Council Plan E (OMCL50)
 Number of Members on Governing Body 5

PER CAPITA:
 Gross Debt 894.83
 Net Debt 334.79
 Debt Service .31
 Total Tax Levy 396.21
 Municipal Expenditures 103.06

PER CENT:
 Gross Debt 11.83
 Net Debt 4.42
 Tax Levy Collected 94.32
 Tax Levy Cancelled, Abated or Adjusted

EXPENDITURES		REVENUES-REALIZED		1972 PROPERTY TAX	
GENERAL GOVERNMENT				STATE EQUALIZED TAX RATE — 2.23	
Governing Body & Public Boards		1972 Property Taxes Collected 5,202,671.56		Local District School Taxes 2.23	2,825,648.50
Municipal Clerk		1972 Payments in Lieu of Taxes		Regional & Consolidated School Tax .92	1,164,991.44
Financial Administration	16,617.81	Delinquent Tax & Lien Collections 216,164.46		School Taxes in Municipal Budget	
Assessment of Taxes	17,352.26	Business Personalty Replacement Taxes 43,139.76		County Taxes .38	487,625.31
Collection of Taxes	21,379.15	Taxes from Public Utilities 151,499.57		County Library Taxes .03	36,021.78
Planning, Housing & Development	8,304.25	Other Miscellaneous Tax Revenues		Local Municipal Purpose Taxes .42	539,163.99
Human Resources	1,500.00	State Aid Revenues 44,479.69		Veteran & Senior Citizen Taxes .03	42,250.00
Elections	2,459.94	Federal Aid Revenues 15,311.40		Total Taxes for Rate Computation 4.01	5,055,701.02
General Administration (other)	211,310.06	State and Local Fiscal Assistance Act Utilized		Special District Taxes	133,484.35
JUDICIARY		Sale of Acquired Property		Bank Stock Taxes	3,133.26
Municipal Courts	10,443.29	Other Miscellaneous Revenues 94,274.55		Added and Omitted Taxes	313,312.92
PUBLIC SAFETY		Other Revenues, Revenue Sharing Tax Effort 82,781.28		Total Taxes Levied - ABSTRACT	5,503,381.55
Fire Protection	61,900.00	Total 5,850,322.27		Total Taxes Billed	5,516,173.33
Police Protection	220,780.96	Prior Years Surplus Appropriated 500,000.00		1972 TAXES COLLECTED	5,202,671.56
Civil Defense & Disaster Control	4,315.00	REVENUES TOTAL 6,350,322.27		1972 Taxes Cancelled, Abated or Adjusted	
Environmental Inspection & Control	29,784.18	CAPITAL OUTLAY TOTAL 13,251.32		Transfer to Tax Title Liens or Foreclosed	
Other Public Safety		Public Enterprises		Balance Outstanding Dec. 31, 1972	313,501.77
PUBLIC WORKS		Recreation—Culture		PRIOR YEARS TAXES OUTSTANDING	
Streets and Drainage	100,575.00	Public Works		Balance January 1, 1972	218,581.74
Sewers and Sewage Processing		Buildings and Grounds		Collected in 1972	199,444.19
Garbage and Trash Disposal	23,547.75	Library and Education		Cancelled, Abated or Adjusted 1972	
Public Buildings and Grounds		Conservation		Transfers to Tax Title Liens or Foreclosed	
Other Public Works		All Other		Balance December 31, 1972	19,137.55
HEALTH and WELFARE		CAPITAL DEBT AUTHORIZED, DECEMBER 31, 1972		TAX TITLE LIENS OUTSTANDING	
Health Services Except Environmental	33,840.00	ISSUED AND UNISSUED GROSS DEBT NET DEBT		Balance January 1, 1972	164,476.88
Welfare-Public Assistance	3,600.00	School 10,100,880 4,641,868		Transfers From Taxes	
Hospitals, Clinics, First Aid	2,000.00	Self-Liquidating 2,320,000		Redeemed in 1972	16,720.27
Animal, Insect, & Rodent Control		Other 8,360 8,360		Cancelled, Abated or Adjusted (1972)	
Other Welfare Services		Total 12,429,240 4,650,228		Transfers to Foreclosed Property	
RECREATION and CONSERVATION		ISSUED AND OUTSTANDING		Balance December 31, 1972	147,756.61
Beaches and Boardwalks	4,333.01	School 7,910,880.65		PROPERTY ACQUIRED BY DEED OR	
Parks, Playgrounds, Shade Trees		Self-Liquidating 1,650,000.00		FORECLOSURE	
Land Reclamation & Conservation	3,500.00	Other 3,960.00		Balance January 1, 1972	25,400.00
Other Recreational Services	31,516.99	Total 9,564,840.65		Transfers From Taxes or Liens	
EDUCATION (excluding schools)		EQUALIZED VALUATION BASIS		Sale for Cash (1972)	
Libraries		FOR NET DEBT COMPUTATION 105,104,397.00		Cancelled, Abated or Adjusted (1972)	
Other Educational Services		REAL PROPERTY VALUATIONS		Balance December 31, 1972	25,400.00
STATUTORY EXPENDITURES		Code Class # of Parcels % VAL'N ASSESSED VALUATION		CURRENT FINANCES DECEMBER 31, 1972	
Pensions & F. I. C. A.	46,545.04	1 Vacant Land 1425 5.88 7,357,950.00		ASSETS	
Employee Fringe Benefits	26,000.00	2 Residential 3403 79.48 59,215,500.00		Cash Dec. 31, 1972	1,056,188.06
Other Statutory Expenditures		3 Farm 120 2.93 2,182,880.00		Taxes Receivable	332,639.32
MUNICIPAL FUNCTIONS		4a Commercial 147 6.56 4,885,350.00		Tax Title Liens	147,756.61
CAPITAL IMPROVEMENTS	131,920.00	4b Industrial 14 1.16 861,200.00		Foreclosed Property	25,400.00
DEBT SERVICE		4c Apartments 5113 Total 74,506,880.00		Emergencies & Other Deferred Charges	48,850.61
Principal Payments	3,560.00	Land Area 30.06 Sq. Miles		State Aid Receivable	12,168.51
Interest Payments	316.80	Net Valuation Taxable-Municipal 75,239,156.00		Other Receivables	1,577.94
DEFERRED CHARGES	42,537.92	Net Valuation Taxable-County 119,196,337.00		Total	1,624,581.05
SCHOOL, COUNTY, SPECIAL DISTRICT TAXES	4,647,771.38	State Equalization Ratio 59.25		LIABILITIES, RESERVES, AND SURPLUS	
RESERVE FOR UNCOLLECTED TAXES	487,340.75			Cash Liabilities	257,588.98
EMERGENCY EMPLOYMENT ACT OF 1971	15,311.40			Reserves for Receivables	507,773.87
EXPENDITURES TOTAL	6,075,326.54			Surplus Dec. 31,	855,618.20
				Total	1,624,581.05

1425

Population 1970 4,739
 Population 1972 4,775
 S & P Rating
 Moody Rating AA

General Tax Rate Per \$100. 5.57
 State Equalized Tax Rate 4.39

MOUNTAIN LAKES BOROUGH — MORRIS CO.
 Form of Government:
 Borough Council
 Number of Members on Governing Body 6

PER CAPITA: 638.90
 Gross Debt 118.45
 Net Debt 4.32
 Debt Service 593.66
 Total Tax Levy 161.63
 Municipal Expenditures

PER CENT: 5.08
 Gross Debt
 Net Debt .94
 Tax Levy Collected 98.61
 Tax Levy Cancelled, Abated or Adjusted .02

EXPENDITURES		REVENUES-REALIZED		1972 PROPERTY TAX	
GENERAL GOVERNMENT		1972 Property Taxes Collected		STATE EQUALIZED TAX RATE	
Governing Body & Public Boards		2,796,819.72		Local District School Taxes 3.22	
Municipal Clerk				2,148,353.50	
Financial Administration	8,887.00	1972 Payments in Lieu of Taxes		Regional & Consolidated School Tax	
Assessment of Taxes	4,150.00	36,135.46		School Taxes in Municipal Budget	
Collection of Taxes	12,062.00	Delinquent Tax & Lien Collections		County Taxes .40	
Planning, Housing & Development	1,989.00	19,782.50		261,379.19	
Human Resources	700.00	Business Personality Replacement Taxes		County Library Taxes .03	
Elections		19,782.50		19,212.58	
General Administration (other)	70,271.00	Taxes from Public Utilities		Local Municipal Purpose Taxes .61	
JUDICIARY		76,769.56		395,641.67	
Municipal Courts	4,820.00	Other Miscellaneous Tax Revenues		Veteran & Senior Citizen Taxes .03	
PUBLIC SAFETY		33,191.40		20,450.00	
Fire Protection	46,870.00	State Aid Revenues		2,845,136.94	
Police Protection	153,418.00	Federal Aid Revenues		Special District Taxes	
Civil Defense & Disaster Control	7,559.00	State and Local Fiscal Assistance Act Utilized		Bank Stock Taxes	
Environmental Inspection & Control	2,511.00	Sale of Acquired Property		1,555.54	
Other Public Safety		750.00		Added and Omitted Taxes	
PUBLIC WORKS		24,880.28		8,484.47	
Streets and Drainage	126,506.00	Other Miscellaneous Revenues		Total Taxes Levied - ABSTRACT	
Sewers and Sewage Processing	27,000.00	17,460.56		2,834,726.55	
Garbage and Trash Disposal		Other Revenues, Revenue Sharing Tax Effort		Total Taxes Billed	
Public Buildings and Grounds	18,400.00	3,005,789.48		2,836,136.12	
Other Public Works		Prior Years Surplus Appropriated		1972 TAXES COLLECTED	
HEALTH AND WELFARE		188,600.00		2,756,819.72	
Health Services Except Environmental	5,345.00	REVENUES TOTAL		1972 Taxes Cancelled, Abated or Adjusted	
Welfare-Public Assistance		3,194,389.48		436.65	
Hospitals, Clinics, First Aid		CAPITAL OUTLAY TOTAL		Transfer to Tax Title Liens or Foreclosed	
Animal, Insect, & Rodent Control	850.00	27,134.52		4,604.25	
Other Welfare Services		Public Enterprises		Balance Outstanding Dec. 31, 1972	
RECREATION AND CONSERVATION		Recreation—Culture		34,275.50	
Beaches and Boardwalks		Public Works		PRIOR YEARS TAXES OUTSTANDING	
Parks, Playgrounds, Shade Trees	750.00	Buildings and Grounds		Balance January 1, 1972	
Land Reclamation & Conservation	5,730.00	Library and Education		31,506.94	
Other Recreational Services	7,000.00	Conservation		Collected in 1972	
EDUCATION (excluding schools)		All Other		31,506.21	
Libraries	13,800.00	CAPITAL DEBT AUTHORIZED, DECEMBER 31, 1972		Cancelled, Abated or Adjusted 1972	
Other Educational Services		ISSUED AND UNISSUED GROSS DEBT NET DEBT		.73	
STATUTORY EXPENDITURES		SCHOOL 2,726,000 324,217		Transfers to Tax Title Liens or Foreclosed	
Pensions & F. I. C. A.	33,250.00	Self-Liquidating 180,000 96,612		Balance December 31, 1972	
Employee Fringe Benefits	12,050.00	Other 144,750 144,750		TAX TITLE LIENS OUTSTANDING	
Other Statutory Expenditures		Total 3,050,750 565,580		Balance January 1, 1972	
MUNICIPAL FUNCTIONS	565,318.00	ISSUED AND OUTSTANDING		12,053.04	
CAPITAL IMPROVEMENTS	84,212.00	SCHOOL 2,726,000.00		Transfers From Taxes	
DEBT SERVICE		Self-Liquidating 180,000.00		4,604.25	
Principal Payments	12,250.00	Other 140,000.00		Redeemed in 1972	
Interest Payments	8,375.48	Total 3,046,000.00		4,629.25	
DEFERRED CHARGES	11,104.60	EQUALIZED VALUATION BASIS		Cancelled, Abated or Adjusted (1972)	
SCHOOL, COUNTY, SPECIAL DISTRICT TAXES	2,429,045.27	FOR NET DEBT COMPUTATION		Transfers to Foreclosed Property	
RESERVE FOR UNCOLLECTED TAXES	174,753.62	REAL PROPERTY VALUATIONS		Balance December 31, 1972	
EMERGENCY EMPLOYMENT ACT OF 1971		Code Class # of Parcels % VAL'N ASSESSED VALUATION		12,068.04	
EXPENDITURES	3,200,846.97	1 Vacant Land 102 2.86 1,347,900.00		PROPERTY ACQUIRED BY DEED OR FORECLOSURE	
		2 Residential 1119 89.65 42,277,600.00		Balance January 1, 1972	
		3 Farm 2 .12 56,600.00		119,015.09	
		4a Commercial 38 6.64 3,132,200.00		Transfers From Taxes or Liens	
		4b Industrial 5 .73 343,700.00		Sale for Cash (1972)	
		4c Apartments 1266 Total 47,158,000.00		750.00	
		Land Area 2.90 Sq. Miles		Cancelled, Abated or Adjusted (1972)	
		Net Valuation Taxable-Municipal 47,672,464.00		Balance December 31, 1972	
		Net Valuation Taxable-County 63,710,076.00		118,265.09	
		State Equalization Ratio 73.63		CURRENT FINANCES DECEMBER 31, 1972	
				ASSETS	
				Cash Dec. 31, 1972	
				347,502.95	
				Taxes Receivable	
				34,275.50	
				Tax Title Liens	
				12,068.04	
				Foreclosed Property	
				118,265.09	
				Emergencies & Other Deferred Charges	
				65,295.42	
				State Aid Receivable	
				17,254.00	
				Other Receivables	
				1,660.91	
				Total	
				556,321.91	
				LIABILITIES, RESERVES, AND SURPLUS	
				Cash Liabilities	
				168,007.20	
				Reserves for Receivables	
				166,269.54	
				Surplus Dec. 31,	
				262,045.17	
				Total	
				556,321.91	

2010

Population 1970 7,520
 Population 1972 7,545
 S & P Rating A
 Moody Rating

General Tax Rate Per \$100. 2.55
 State Equalized Tax Rate 2.75

MOUNTAINSIDE BOROUGH — UNION COUNTY

Form of Government:

Borough Council

Number of Members on Governing Body 6

PER CAPITA:
 Gross Debt 580.38
 Net Debt 176.94
 Debt Service 7.41
 Total Tax Levy 523.02
 Municipal Expenditures 139.93

PER CENT:
 Gross Debt 3.40
 Net Debt 1.04
 Tax Levy Collected 98.63
 Tax Levy Cancelled, Abated or Adjusted .57

EXPENDITURES		REVENUES-REALIZED		1972 PROPERTY TAX	
GENERAL GOVERNMENT		1972 Property Taxes Collected		STATE EQUALIZED TAX RATE	
Governing Body & Public Boards		3,899,071.70		Local District School Taxes 1.14	1,655,384.25
Municipal Clerk				Regional & Consolidated School Tax .76	1,100,716.93
Financial Administration	4,500.00	1972 Payments in Lieu of Taxes		School Taxes in Municipal Budget	
Assessment of Taxes	32,362.00	25,352.60		County Taxes .50	722,382.76
Collection of Taxes	10,550.00	Delinquent Tax & Lien Collections		County Library Taxes	
Planning, Housing & Development	4,000.00	186,188.26		Local Municipal Purpose Taxes .31	443,018.70
Human Resources		Business Personalty Replacement Taxes		Veteran & Senior Citizen Taxes .03	46,570.00
Elections	1,400.00	Taxes from Public Utilities		Total Taxes for Rate Computation 2.74	3,578,072.64
General Administration (other)	87,166.00	Other Miscellaneous Tax Revenues		Special District Taxes	
JUDICIARY		33,678.89		Bank Stock Taxes	2,729.46
Municipal Courts	11,549.00	State Aid Revenues		Added and Omitted Taxes	11,584.84
PUBLIC SAFETY		8,875.00		Total Taxes Levied - ABSTRACT	3,546,216.94
Fire Protection	85,000.00	Federal Aid Revenues		Total Taxes Billed	3,553,176.94
Police Protection	323,200.00	State and Local Fiscal Assistance Act Utilized		1972 TAXES COLLECTED	3,899,071.70
Civil Defense & Disaster Control	200.00	Sale of Acquired Property		1972 Taxes Cancelled, Abated or Adjusted	22,521.90
Environmental Inspection & Control	7,525.00	Other Miscellaneous Revenues		Transfer to Tax Title Liens or Foreclosed	1,881.90
Other Public Safety		44,805.94		Balance Outstanding Dec. 31, 1972	29,701.44
PUBLIC WORKS		42,924.86		PRIOR YEARS TAXES OUTSTANDING	
Streets and Drainage	107,050.00	Other Revenues, Revenue Sharing Tax Effort		Balance January 1, 1972	30,153.05
Sewers and Sewage Processing	36,000.00	Total		Collected in 1972	25,352.60
Garbage and Trash Disposal		4,457,376.57		Cancelled, Abated or Adjusted 1972	
Public Buildings and Grounds	9,000.00	200,000.00		Transfers to Tax Title Liens or Foreclosed	1,400.45
Other Public Works		4,657,376.57		Balance December 31, 1972	
HEALTH and WELFARE		CAPITAL OUTLAY TOTAL		TAX TITLE LIENS OUTSTANDING	
Health Services Except Environmental	11,775.00	215,672.50		Balance January 1, 1972	613.20
Welfare-Public Assistance	1,700.00	Public Enterprises		Transfers From Taxes	3,459.50
Hospitals, Clinics, First Aid	3,500.00	Recreation—Culture		Redeemed in 1972	
Animal, Insect, & Rodent Control		3,903.93		Cancelled, Abated or Adjusted (1972)	
Other Welfare Services		12,599.86		Transfers to Foreclosed Property	
RECREATION and CONSERVATION		Buildings and Grounds		Balance December 31, 1972	4,072.70
Beaches and Boardwalks		Library and Education		PROPERTY ACQUIRED BY DEED OR	
Parks, Playgrounds, Shade Trees	5,100.00	Conservation		FORECLOSURE	
Land Reclamation & Conservation	6,000.00	All Other		Balance January 1, 1972	4,025.00
Other Recreational Services	16,360.00	CAPITAL DEBT AUTHORIZED, DECEMBER 31, 1972		Transfers From Taxes or Liens	
EDUCATION (excluding schools)		ISSUED AND UNISSUED GROSS DEBT NET DEBT		Sale for Cash (1972)	
Libraries	75,000.00	SCHOOL 2,823,551		Cancelled, Abated or Adjusted (1972)	
Other Educational Services		Self-Liquidating 220,000		Transfers to Foreclosed Property	
STATUTORY EXPENDITURES		Other 1,335,000		Balance December 31, 1972	4,072.70
Pensions & F. I. C. A.	42,700.00	Total 4,378,951		PROPERTY ACQUIRED BY DEED OR	
Employee Fringe Benefits	16,000.00	ISSUED AND OUTSTANDING		FORECLOSURE	
Other Statutory Expenditures		SCHOOL 2,823,551.92		Balance January 1, 1972	4,025.00
MUNICIPAL FUNCTIONS TOTAL	502,037.00	Self-Liquidating 220,000.00		Transfers From Taxes or Liens	
CAPITAL IMPROVEMENTS *MEMO*	120,000.00	Other 1,316,000.00		Sale for Cash (1972)	
DEBT SERVICE		Total 4,359,551.92		Cancelled, Abated or Adjusted (1972)	
Principal Payments	35,000.00	EQUALIZED VALUATION BASIS		Balance December 31, 1972	4,025.00
Interest Payments	20,500.00	FOR NET DEBT COMPUTATION		CURRENT FINANCES DECEMBER 31, 1972	
DEFERRED CHARGES	17,679.62	REAL PROPERTY VALUATIONS		ASSETS	
SCHOOL, COUNTY, SPECIAL DISTRICT TAXES	3,488,483.54	Code Class # of Parcels % VAL'N		Cash Dec. 31, 1972	251,559.32
RESERVE FOR UNCOLLECTED TAXES	80,182.27	1 Vacant Land 160 3.15		Taxes Receivable	29,701.44
EMERGENCY EMPLOYMENT ACT OF 1971		2 Residential 2266 74.04		Tax Title Liens	4,072.70
EXPENDITURES TOTAL	4,544,282.83	3 Farm 2 .01		Foreclosed Property	4,025.00
		4a Commercial 59 8.30		Emergencies & Other Deferred Charges	34,359.24
		4b Industrial 58 14.50		State Aid Receivable	2,139.75
		4c Apartments		Other Receivables	8,220.37
		2545 Total		Total	374,517.82
		Land Area 4.10 Sq. Miles		LIABILITIES, RESERVES, AND SURPLUS	
		Net Valuation Taxable-Municipal		Cash Liabilities	103,709.95
		156,485,700.00		Reserves for Receivables	46,019.51
		Net Valuation Taxable-County		Surplus Dec. 31,	224,788.36
		137,359,439.00		Total	374,517.82
		State Equalization Ratio			
		107.88			

0117

Population 1970 3,391
 Population 1972 3,500
 S & P Rating
 Moody Rating

General Tax Rate Per \$100. 4.75
 State Equalized Tax Rate 4.06

MULLICA TOWNSHIP — ATLANTIC COUNTY
 Form of Government:
 Township Committee
 Number of Members on Governing Body 5

PER CAPITA: 304.54
 Gross Debt 40.64
 Net Debt
 Debt Service 288.37
 Total Tax Levy 129.83
 Municipal Expenditures

PER CENT: 4.72
 Gross Debt .63
 Net Debt
 Tax Levy Collected 88.51
 Tax Levy Cancelled, Abated or Adjusted

EXPENDITURES		REVENUES-REALIZED		1972 PROPERTY TAX	
GENERAL GOVERNMENT				STATE EQUALIZED TAX RATE	
Governing Body & Public Boards		1972 Property Taxes Collected	893,344.38	Local District School Taxes 1.50	378,632.50
Municipal Clerk		1972 Payments in Lieu of Taxes		Regional & Consolidated School Tax 1.34	338,893.07
Financial Administration	5,000.00	Delinquent Tax & Lien Collections	115,273.15	School Taxes in Municipal Budget	
Assessment of Taxes	9,160.00	Business Personalty Replacement Taxes	23,960.70	County Taxes .74	186,444.21
Collection of Taxes	7,900.00	Taxes from Public Utilities	72,655.83	County Library Taxes .01	3,662.08
Planning, Housing & Development	3,190.00	Other Miscellaneous Tax Revenues		Local Municipal Purpose Taxes .35	88,433.07
Human Resources		State Aid Revenues	17,017.90	Veteran & Senior Citizen Taxes .11	28,650.00
Elections		Federal Aid Revenues		Total Taxes for Rate Computation 4.05	1,024,714.93
General Administration (other)	47,450.00	State and Local Fiscal Assistance Act Utilized		Special District Taxes	
JUDICIARY		Sale of Acquired Property	5,730.00	Bank Stock Taxes	1,097.84
Municipal Courts	10,750.00	Other Miscellaneous Revenues	23,648.78	Added and Omitted Taxes	12,117.47
PUBLIC SAFETY		Other Revenues, Revenue Sharing Tax Effort	18,068.63	Total Taxes Levied - ABSTRACT	1,009,280.24
Fire Protection	20,000.00	Total	1,169,699.37	Total Taxes Billed	1,009,280.24
Police Protection	62,800.00	Prior Years Surplus Appropriated	127,000.00	1972 TAXES COLLECTED	893,344.38
Civil Defense & Disaster Control	1,710.00	REVENUES TOTAL	1,296,699.37	1972 Taxes Cancelled, Abated or Adjusted	
Environmental Inspection & Control	1,580.00	CAPITAL OUTLAY TOTAL	108,989.56	Transfer to Tax Title Liens or Foreclosed	
Other Public Safety				Balance Outstanding Dec. 31, 1972	115,935.86
PUBLIC WORKS				PRIOR YEARS TAXES OUTSTANDING	
Streets and Drainage	93,075.99	Public Enterprises		Balance January 1, 1972	115,980.88
Sewers and Sewage Processing		Recreation—Culture		Collected in 1972	109,189.14
Garbage and Trash Disposal	21,050.00	Public Works		Cancelled, Abated or Adjusted 1972	
Public Buildings and Grounds	4,900.00	Buildings and Grounds	108,989.56	Transfers to Tax Title Liens or Foreclosed	
Other Public Works		Library and Education		Balance December 31, 1972	6,791.74
HEALTH and WELFARE		Conservation		TAX TITLE LIENS OUTSTANDING	
Health Services Except Environmental	5,010.00	All Other		Balance January 1, 1972	20,882.75
Welfare-Public Assistance	3,450.00	CAPITAL DEBT AUTHORIZED, DECEMBER 31, 1972		Transfers From Taxes	
Hospitals, Clinics, First Aid	750.00	ISSUED AND UNISSUED		Redeemed in 1972	6,084.01
Animal, Insect, & Rodent Control	2,000.00	School	781,383	Cancelled, Abated or Adjusted (1972)	
Other Welfare Services		Self-liquidating		Transfers to Foreclosed Property	
RECREATION and CONSERVATION		Other	284,500	Balance December 31, 1972	14,798.74
Beaches and Boardwalks		Total	1,065,883	PROPERTY ACQUIRED BY DEED OR FORECLOSURE	
Parks, Playgrounds, Shade Trees	300.00			Balance January 1, 1972	41,817.00
Land Reclamation & Conservation		ISSUED AND OUTSTANDING		Transfers From Taxes or Liens	
Other Recreational Services		School	781,383.04	Sale for Cash (1972)	
EDUCATION (excluding schools)		Self-Liquidating		Cancelled, Abated or Adjusted (1972)	
Libraries		Other	142,250.00	Balance December 31, 1972	41,817.00
Other Educational Services		Total	923,633.04	CURRENT FINANCES DECEMBER 31, 1972	
STATUTORY EXPENDITURES		EQUALIZED VALUATION BASIS		ASSETS	
Pensions & F. I. C. A.	12,051.00	FOR NET DEBT COMPUTATION	22,561,495.33	Cash Dec. 31, 1972	214,066.53
Employee Fringe Benefits		REAL PROPERTY VALUATIONS		Taxes Receivable	122,727.60
Other Statutory Expenditures		Code Class # of Parcels % VAL'N		Tax Title Liens	14,798.74
MUNICIPAL FUNCTIONS	312,126.99	1 Vacant Land 1766 24.72	5,163,400.00	Foreclosed Property	41,817.00
CAPITAL IMPROVEMENTS	10,555.55	2 Residential 1298 60.36	12,605,600.00	Emergencies & Other Deferred Charges	14,000.00
DEBT SERVICE		3 Farm 106 6.80	1,420,900.00	State Aid Receivable	5,323.56
Principal Payments		4a Commercial 70 8.02	1,675,000.00	Other Receivables	
Interest Payments		4b Industrial 1 .10	21,300.00	Total	412,733.43
DEFERRED CHARGES	14,716.35	4c Apartments		LIABILITIES, RESERVES, AND SURPLUS	
SCHOOL, COUNTY, SPECIAL DISTRICT TAXES	907,631.86	3241 Total	20,890,200.00	Cash Liabilities	99,080.32
RESERVE FOR UNCOLLECTED TAXES	127,554.89	Land Area 56.50 Sq. Miles		Reserves for Receivables	179,343.34
EMERGENCY EMPLOYMENT ACT OF 1971		Net Valuation Taxable-Municipal	21,577,450.00	Surplus Dec. 31,	134,305.77
EXPENDITURES TOTAL	1,362,030.09	Net Valuation Taxable-County	22,142,632.00	Total	412,733.43
		State Equalization Ratio	85.61		

1971/3000

0812

Population 1970 3,730
 Population 1972 3,800
 S & P Rating
 Moody Rating

General Tax Rate Per \$100. 5.40
 State Equalized Tax Rate 3.60

NATIONAL PARK BOROUGH — GLOUCESTER COUNTY
 Form of Government:
 Borough Council
 Number of Members on Governing Body 6

PER CAPITA: 160.68
 Gross Debt
 Net Debt
 Debt Service 135.01
 Total Tax Levy 60.54
 Municipal Expenditures

PER CENT: 4.71
 Gross Debt
 Net Debt
 Tax Levy Collected 90.63
 Tax Levy Cancelled, Abated or Adjusted .08

EXPENDITURES		REVENUES-REALIZED		1972 PROPERTY TAX	
GENERAL GOVERNMENT				STATE EQUALIZED TAX RATE	
Governing Body & Public Boards		1972 Property Taxes Collected	464,954.18	Local District School Taxes 1.10	162,851.00
Municipal Clerk		1972 Payments in Lieu of Taxes		Regional & Consolidated School Tax 1.72	254,146.30
Financial Administration	5,800.00	Delinquent Tax & Lien Collections	39,371.13	School Taxes in Municipal Budget	
Assessment of Taxes	3,000.00	Business Personalty Replacement Taxes	4,317.73	County Taxes .55	80,622.84
Collection of Taxes	4,050.00	Taxes from Public Utilities	111,264.51	County Library Taxes	
Planning, Housing & Development		Other Miscellaneous Tax Revenues		Local Municipal Purpose Taxes .07	10,288.51
Human Resources		State Aid Revenues	15,257.54	Veteran & Senior Citizen Taxes .16	23,160.00
Elections	1,070.00	Federal Aid Revenues		Total Taxes for Rate Computation 3.60	531,068.65
General Administration (other)	18,337.00	State and Local Fiscal Assistance Act Utilized		Special District Taxes	
JUDICIARY		Sale of Acquired Property	20,903.00	Bank Stock Taxes	711.49
Municipal Courts	3,580.00	Other Miscellaneous Revenues	16,233.58	Added and Omitted Taxes	4,424.32
PUBLIC SAFETY		Other Revenues, Revenue Sharing Tax Effort	7,602.36	Total Taxes Levied - ABSTRACT	513,044.46
Fire Protection	15,001.00	Total	679,904.03	Total Taxes Billed	513,044.46
Police Protection	19,156.00	Prior Years Surplus Appropriated	66,769.83	1972 TAXES COLLECTED	464,554.18
Civil Defense & Disaster Control	300.00	REVENUES TOTAL	746,673.86	1972 Taxes Cancelled, Abated or Adjusted	432.00
Environmental Inspection & Control	1,223.00	CAPITAL OUTLAY TOTAL	14,637.00	Transfer to Tax Title Liens or Foreclosed	1,759.00
Other Public Safety				Balance Outstanding Dec. 31, 1972	45,899.28
PUBLIC WORKS				PRIOR YEARS TAXES OUTSTANDING	
Streets and Drainage	59,670.00	Public Enterprises		Balance January 1, 1972	40,457.90
Sewers and Sewage Processing		Recreation—Culture		Collected in 1972	39,371.13
Garbage and Trash Disposal	11,560.00	Public Works	14,637.00	Cancelled, Abated or Adjusted 1972	153.18
Public Buildings and Grounds	10,501.00	Buildings and Grounds		Transfers to Tax Title Liens or Foreclosed	724.88
Other Public Works	5,000.00	Library and Education		Balance December 31, 1972	208.71
HEALTH and WELFARE		Conservation		TAX TITLE LIENS OUTSTANDING	
Health Services Except Environmental	1,299.00	All Other		Balance January 1, 1972	4,607.31
Welfare-Public Assistance	2,250.00			Transfers From Taxes	2,648.22
Hospitals, Clinics, First Aid	1,350.00	CAPITAL DEBT AUTHORIZED, DECEMBER 31, 1972		Redeemed in 1972	
Animal, Insect, & Rodent Control	2,580.00	ISSUED AND UNISSUED GROSS DEBT NET DEBT		Cancelled, Abated or Adjusted (1972)	
Other Welfare Services		School 600,567		Transfers to Foreclosed Property	
RECREATION and CONSERVATION		Self-liquidating 10,000		Balance December 31, 1972	7,255.53
Beaches and Boardwalks		Other		PROPERTY ACQUIRED BY DEED OR FORECLOSURE	
Parks, Playgrounds, Shade Trees	3,000.00	Total 610,567		Balance January 1, 1972	43,945.00
Land Reclamation & Conservation		ISSUED AND OUTSTANDING		Transfers From Taxes or Liens	
Other Recreational Services	450.00	School 321,567.58		Sale for Cash (1972)	19,765.25
EDUCATION (excluding schools)		Self-Liquidating 10,000.00		Cancelled, Abated or Adjusted (1972)	1,146.75
Libraries		Other		Balance December 31, 1972	23,033.00
Other Educational Services		Total 331,567.58		CURRENT FINANCES DECEMBER 31, 1972	
STATUTORY EXPENDITURES		EQUALIZED VALUATION BASIS FOR NET DEBT COMPUTATION	12,572,175.33	ASSETS	
Pensions & F. I. C. A.	5,100.00	REAL PROPERTY VALUATIONS		Cash Dec. 31, 1972	299,226.05
Employee Fringe Benefits		Code Class # of Parcels % VAL'N		Taxes Receivable	46,107.99
Other Statutory Expenditures		1 Vacant Land 178 2.69		Tax Title Liens	7,255.53
MUNICIPAL FUNCTIONS TOTAL	175,277.00	2 Residential 958 91.71		Foreclosed Property	23,033.00
CAPITAL IMPROVEMENTS *MEMO*	36,500.00	3 Farm		Emergencies & Other Deferred Charges	9.21
DEBT SERVICE		4a Commercial 36 5.60	546,800.00	State Aid Receivable	5,404.22
Principal Payments		4b Industrial		Other Receivables	9,667.00
Interest Payments		4c Apartments		Total	390,703.00
DEFERRED CHARGES	1,658.33	1172 Total	9,761,950.00	LIABILITIES, RESERVES, AND SURPLUS	
SCHOOL, COUNTY, SPECIAL DISTRICT TAXES	497,620.14	Land Area 1.00 Sq. Miles		Cash Liabilities	63,420.04
RESERVE FOR UNCOLLECTED TAXES	53,100.00	Net Valuation Taxable-Municipal	9,841,954.00	Reserves for Receivables	86,063.52
EMERGENCY EMPLOYMENT ACT OF 1971		Net Valuation Taxable-County	12,545,801.00	Surplus Dec. 31,	241,219.44
EXPENDITURES TOTAL	727,655.47	State Equalization Ratio	66.75	Total	390,703.00

1334

Population 1970 27,863
 Population 1972 28,450
 S & P Rating 88B
 Moody Rating BA

General Tax Rate Per \$100. 4.58
 State Equalized Tax Rate 4.06

NEPTUNE TOWNSHIP — MONMOUTH COUNTY
 Form of Government:
 Township Committee
 Number of Members on Governing Body 5

PER CAPITA:
 Gross Debt 495.51
 Net Debt 308.31
 Debt Service 11.68
 Total Tax Levy 308.59
 Municipal Expenditures 141.71

PER CENT:
 Gross Debt 7.49
 Net Debt 4.66
 Tax Levy Collected 95.41
 Tax Levy Cancelled, Abated or Adjusted .18

EXPENDITURES		REVENUES-REALIZED		1972 PROPERTY TAX	
GENERAL GOVERNMENT				STATE EQUALIZED TAX RATE	
Governing Body & Public Boards		1972 Property Taxes Collected	8,273,642.08	Local District School Taxes 2.35	4,571,822.10
Municipal Clerk		1972 Payments in Lieu of Taxes	7,885.53	Regional & Consolidated School Tax	
Financial Administration	42,108.59	Delinquent Tax & Lien Collections	420,115.69	School Taxes in Municipal Budget	
Assessment of Taxes	45,382.12	Business Personalty Replacement Taxes	139,881.03	County Taxes .63	1,324,366.07
Collection of Taxes	51,336.75	Taxes from Public Utilities	424,505.74	County Library Taxes .02	49,524.93
Planning, Housing & Development	19,149.44	Other Miscellaneous Tax Revenues		Local Municipal Purpose Taxes .55	2,086,308.06
Human Resources	20,655.55	State Aid Revenues	338,242.58	Veteran & Senior Citizen Taxes .08	164,470.00
Elections	7,358.86	Federal Aid Revenues	104,277.67	Total Taxes for Rate Computation 4.07	8,556,891.16
General Administration (other)	255,240.45	State and Local Fiscal Assistance Act Utilized		Special District Taxes	266,570.00
JUDICIARY		Sale of Acquired Property	26,595.08	Bank Stock Taxes	5,685.44
Municipal Courts	37,798.00	Other Miscellaneous Revenues	177,273.77	Added and Omitted Taxes	70,351.03
PUBLIC SAFETY		Other Revenues, Revenue Sharing Tax Effort	151,645.45	Total Taxes Levied - ABSTRACT	8,775,427.63
Fire Protection		Total	10,164,076.62	Total Taxes Billed	8,776,263.04
Police Protection	825,451.50	Prior Years Surplus Appropriated	350,000.00	1972 TAXES COLLECTED	8,273,642.08
Civil Defense & Disaster Control	1,620.00	REVENUES TOTAL	10,514,076.62	1972 Taxes Cancelled, Abated or Adjusted	15,521.44
Environmental Inspection & Control	56,583.45	CAPITAL OUTLAY TOTAL	720,552.95	Transfer to Tax Title Liens or Foreclosed	78,161.34
Other Public Safety		Public Enterprises	575,364.67	Balance Outstanding Dec. 31, 1972	308,538.18
PUBLIC WORKS		Recreation—Culture		PRIOR YEARS TAXES OUTSTANDING	
Streets and Drainage	468,910.28	Public Works	89,285.41	Balance January 1, 1972	348,317.46
Sewers and Sewage Processing		Buildings and Grounds	51,942.87	Collected in 1972	319,254.97
Garbage and Trash Disposal	391,181.59	Library and Education		Cancelled, Abated or Adjusted 1972	342.60
Public Buildings and Grounds	116,400.00	Conservation		Transfers to Tax Title Liens or Foreclosed	24,651.19
Other Public Works	34,457.73	All Other		Balance December 31, 1972	4,028.70
HEALTH and WELFARE		CAPITAL DEBT AUTHORIZED, DECEMBER 31, 1972		TAX TITLE LIENS OUTSTANDING	
Health Services Except Environmental	77,706.70	ISSUED AND UNISSUED		Balance January 1, 1972	225,169.27
Welfare-Public Assistance	25,600.00	School	4,146,000	Transfers From Taxes	105,627.01
Hospitals, Clinics, First Aid	2,500.00	Self-liquidating	4,950,500	Redeemed in 1972	100,860.72
Animal, Insect, & Rodent Control		Other	5,000,681	Cancelled, Abated or Adjusted (1972)	1,844.47
Other Welfare Services		Total	14,057,181	Transfers to Foreclosed Property	41,399.01
RECREATION and CONSERVATION		ISSUED AND OUTSTANDING		Balance December 31, 1972	200,692.08
Beaches and Boardwalks		School	4,146,000.00	PROPERTY ACQUIRED BY DEED OR	
Parks, Playgrounds, Shade Trees	31,920.00	Self-Liquidating	2,411,000.00	FORECLOSURE	
Land Reclamation & Conservation		Other	3,806,840.00	Balance January 1, 1972	576,252.00
Other Recreational Services	4,000.00	Total	10,363,840.00	Transfers From Taxes or Liens	41,359.01
EDUCATION (excluding schools)		EQUALIZED VALUATION BASIS		Sale for Cash (1972)	
Libraries	82,100.00	FOR NET DEBT COMPUTATION	188,127,525.00	Cancelled, Abated or Adjusted (1972)	21,739.01
Other Educational Services		REAL PROPERTY VALUATIONS		Balance December 31, 1972	555,512.00
STATUTORY EXPENDITURES		Code Class # of Parcels % VAL'N	ASSESSED VALUATION	CURRENT FINANCES DECEMBER 31, 1972	
Pensions & F. I. C. A.	185,698.50	1 Vacant Land 1016 3.38	6,255,030.00	ASSETS	
Employee Fringe Benefits	75,550.00	2 Residential 6965 66.96	123,845,200.00	Cash Dec. 31, 1972	1,885,018.37
Other Statutory Expenditures		3 Farm 12 .25	453,200.00	Taxes Receivable	212,566.88
MUNICIPAL FUNCTIONS		4a Commercial 894 23.84	44,100,785.00	Tax Title Liens	200,692.08
CAPITAL IMPROVEMENTS	*MEMO*	4b Industrial 15 1.46	2,697,400.00	Foreclosed Property	555,512.00
DEBT SERVICE		4c Apartments 77 4.12	7,613,600.00	Emergencies & Other Deferred Charges	30,000.00
Principal Payments	140,000.00	8579 Total	184,965,215.00	State Aid Receivable	75,080.00
Interest Payments	152,400.00	Land Area 8.00 Sq. Miles		Other Receivables	1,750,535.42
DEFERRED CHARGES	150,298.65	Net Valuation Taxable-Municipal	187,610,365.00	Total	4,850,204.75
SCHOOL, COUNTY, SPECIAL DISTRICT TAXES	6,613,083.10	Net Valuation Taxable-County	197,942,049.00	LIABILITIES, RESERVES, AND SURPLUS	
RESERVE FOR UNCOLLECTED TAXES	517,049.00	State Equalization Ratio	88.78	Cash Liabilities	1,265,541.10
EMERGENCY EMPLOYMENT ACT OF 1971	125,000.00			Reserves for Receivables	2,900,106.38
EXPENDITURES TOTAL	10,644,621.54			Surplus Dec. 31,	724,557.27
				Total	4,850,204.75

1335

Population 1970 5,502
 Population 1972 5,570
 S & P Rating
 Moody Rating

General Tax Rate Per \$100. 4.03
 State Equalized Tax Rate 3.88

NEPTUNE CITY BOROUGH — MONMOUTH CO.
 Form of Government:
 Borough Council
 Number of Members on Governing Body 6

PER CAPITA:
 Gross Debt 189.09
 Net Debt 126.93
 Debt Service 1.85
 Total Tax Levy 279.62
 Municipal Expenditures 109.59

PER CENT:
 Gross Debt 2.77
 Net Debt 1.86
 Tax Levy Collected 95.65
 Tax Levy Cancelled, Abated or Adjusted .36

EXPENDITURES		REVENUES-REALIZED		1972 PROPERTY TAX	
GENERAL GOVERNMENT				STATE EQUALIZED TAX RATE $\frac{2.37}{100}$	
Governing Body & Public Boards		1972 Property Taxes Collected		Local District School Taxes	567,613.00
Municipal Clerk		1,491,407.55		Regional & Consolidated School Tax	
Financial Administration	7,517.30	1972 Payments in Lieu of Taxes		School Taxes in Municipal Budget	
Assessment of Taxes	7,584.20	Delinquent Tax & Lien Collections		County Taxes	262,851.78
Collection of Taxes	14,845.55	Business Personalty Replacement Taxes		County Library Taxes	9,508.66
Planning, Housing & Development	1,634.32	Taxes from Public Utilities		Local Municipal Purpose Taxes	310,904.78
Human Resources		Other Miscellaneous Tax Revenues		Veteran & Senior Citizen Taxes	34,200.00
Elections	1,069.92	State Aid Revenues		Total Taxes for Rate Computation	1,585,478.22
General Administration (other)	54,080.87	Federal Aid Revenues		Special District Taxes	
JUDICIARY		State and Local Fiscal Assistance Act Utilized		Bank Stock Taxes	1,345.14
Municipal Courts	8,315.03	Sale of Acquired Property		Added and Omitted Taxes	4,841.34
PUBLIC SAFETY		Other Miscellaneous Revenues		Total Taxes Levied - ABSTRACT	1,557,464.70
Fire Protection	15,059.73	Other Revenues, Revenue Sharing Tax Effort		Total Taxes Billed	1,558,597.56
Police Protection	187,735.50	Total		1972 TAXES COLLECTED	1,491,407.55
Civil Defense & Disaster Control	133.54	Prior Years Surplus Appropriated		1972 Taxes Cancelled, Abated or Adjusted	5,666.56
Environmental Inspection & Control	2,243.62	REVENUES TOTAL		Transfer to Tax Title Liens or Foreclosed	15,025.35
Other Public Safety		CAPITAL OUTLAY TOTAL		Balance Outstanding Dec. 31, 1972	46,457.70
PUBLIC WORKS				PRIOR YEARS TAXES OUTSTANDING	
Streets and Drainage	74,896.54	Public Enterprises		Balance January 1, 1972	36,508.13
Sewers and Sewage Processing		Recreation—Culture		Collected in 1972	31,446.52
Garbage and Trash Disposal	66,709.36	Public Works		Cancelled, Abated or Adjusted 1972	335.16
Public Buildings and Grounds	5,746.13	Buildings and Grounds		Transfers to Tax Title Liens or Foreclosed	3,056.10
Other Public Works		Library and Education		Balance December 31, 1972	1,629.95
HEALTH and WELFARE		Conservation		TAX TITLE LIENS OUTSTANDING	
Health Services Except Environmental	8,598.74	All Other		Balance January 1, 1972	30,435.62
Welfare-Public Assistance	7,737.79	CAPITAL DEBT AUTHORIZED, DECEMBER 31, 1972		Transfers From Taxes	18,640.73
Hospitals, Clinics, First Aid		ISSUED AND UNISSUED GROSS DEBT NET DEBT		Redeemed in 1972	6,785.48
Animal, Insect, & Rodent Control		School 165,000		Cancelled, Abated or Adjusted (1972)	
Other Welfare Services		Self-liquidating 177,250		Transfers to Foreclosed Property	
RECREATION and CONSERVATION		Other 707,000		Balance December 31, 1972	42,250.87
Beaches and Boardwalks		Total 1,053,250		PROPERTY ACQUIRED BY DEED OR FORECLOSURE	
Parks, Playgrounds, Shade Trees	6,400.00	ISSUED AND OUTSTANDING		Balance January 1, 1972	34,003.00
Land Reclamation & Conservation		School 165,000.00		Transfers From Taxes or Liens	
Other Recreational Services	1,583.09	Self-Liquidating 166,000.00		Sale for Cash (1972)	500.00
EDUCATION (excluding schools)		Other 262,000.00		Cancelled, Abated or Adjusted (1972)	
Libraries	2,267.61	Total 597,000.00		Balance December 31, 1972	33,503.00
Other Educational Services		EQUALIZED VALUATION BASIS FOR NET DEBT COMPUTATION		CURRENT FINANCES DECEMBER 31, 1972	
STATUTORY EXPENDITURES		REAL PROPERTY VALUATIONS		ASSETS	
Pensions & F. I. C. A.	27,766.89	Code Class # of Parcels % VAL'N		Cash Dec. 31, 1972	351,182.78
Employee Fringe Benefits	10,994.15	1 Vacant Land 148 1.69		Taxes Receivable	48,127.65
Other Statutory Expenditures		2 Residential 1190 52.32		Tax Title Liens	42,250.87
MUNICIPAL FUNCTIONS TOTAL	514,123.52	3 Farm		Foreclosed Property	33,503.00
CAPITAL IMPROVEMENTS *MEMO*	52,368.14	4a Commercial 94 24.93		Emergencies & Other Deferred Charges	23,764.07
DEBT SERVICE		4b Industrial 11 3.96		State Aid Receivable	1,658.30
Principal Payments	5,500.00	4c Apartments 9 17.10		Other Receivables	59,710.75
Interest Payments	795.24	Total 1452		Total	560,277.42
DEFERRED CHARGES	2,580.00	Land Area .90 Sq. Miles		LIABILITIES, RESERVES, AND SURPLUS	
SCHOOL, COUNTY, SPECIAL DISTRICT TAXES	1,240,373.44	Net Valuation Taxable-Municipal		Cash Liabilities	72,054.67
RESERVE FOR UNCOLLECTED TAXES	85,635.00	Net Valuation Taxable-County		Reserves for Receivables	183,632.27
EMERGENCY EMPLOYMENT ACT OF 1971		State Equalization Ratio		Surplus Dec. 31,	304,590.48
EXPENDITURES TOTAL	1,853,007.60			Total	560,277.42

1428

Population 1970 2,858
 Population 1972 2,935
 S & P Rating
 Moody Rating

General Tax Rate Per \$100. 4.04
 State Equalized Tax Rate 3.34

NETCONG BOROUGH — MORRIS COUNTY

Form of Government:

Borough Council

Number of Members on Governing Body 6

PER CAPITA:

Gross Debt 966.10
 Net Debt 133.22
 Debt Service 4.55
 Total Tax Levy 265.18
 Municipal Expenditures 97.46

PER CENT:

Gross Debt 13.50
 Net Debt 1.86
 Tax Levy Collected 94.26
 Tax Levy Cancelled, Abated or Adjusted .50

EXPENDITURES		REVENUES-REALIZED		1972 PROPERTY TAX	
GENERAL GOVERNMENT		1972 Property Taxes Collected		STATE EQUALIZED TAX RATE	
Governing Body & Public Boards		735,676.27		Local District School Taxes 2.11	
Municipal Clerk				Regional & Consolidated School Tax .25	
Financial Administration	3,960.00	1972 Payments in Lieu of Taxes		School Taxes in Municipal Budget	
Assessment of Taxes	1,832.71	Delinquent Tax & Lien Collections		County Taxes .41	
Collection of Taxes	5,220.00	Business Personalty Replacement Taxes		County Library Taxes .03	
Planning, Housing & Development	2,135.19	Taxes from Public Utilities		Local Municipal Purpose Taxes .47	
Human Resources		Other Miscellaneous Tax Revenues		Veteran & Senior Citizen Taxes .07	
Elections		State Aid Revenues		Total Taxes for Rate Computation 3.34	
General Administration (other)	35,506.00	Federal Aid Revenues		Special District Taxes	
JUDICIARY		State and Local Fiscal Assistance Act Utilized		Bank Stock Taxes	
Municipal Courts	4,275.00	Sale of Acquired Property		Added and Omitted Taxes	
PUBLIC SAFETY		Other Miscellaneous Revenues		Total Taxes Levied - ABSTRACT	
Fire Protection	9,200.00	Other Revenues, Revenue Sharing Tax Effort		Total Taxes Billed	
Police Protection	55,709.96	Total		1972 TAXES COLLECTED	
Civil Defense & Disaster Control	800.00	Prior Years Surplus Appropriated		1972 Taxes Cancelled, Abated or Adjusted	
Environmental Inspection & Control	6,165.10	REVENUES TOTAL		Transfer to Tax Title Liens or Foreclosed	
Other Public Safety		CAPITAL OUTLAY TOTAL		Balance Outstanding Dec. 31, 1972	
PUBLIC WORKS		Public Enterprises		PRIOR YEARS TAXES OUTSTANDING	
Streets and Drainage	16,434.44	Recreation—Culture		Balance January 1, 1972	
Sewers and Sewage Processing		Public Works		Collected in 1972	
Garbage and Trash Disposal	21,072.20	Buildings and Grounds		Cancelled, Abated or Adjusted 1972	
Public Buildings and Grounds	8,340.00	Library and Education		Transfers to Tax Title Liens or Foreclosed	
Other Public Works		Conservation		Balance December 31, 1972	
HEALTH and WELFARE		All Other		TAX TITLE LIENS OUTSTANDING	
Health Services Except Environmental	5,500.00	CAPITAL DEBT AUTHORIZED, DECEMBER 31, 1972		Balance January 1, 1972	
Welfare-Public Assistance	1,100.00	ISSUED AND UNISSUED GROSS DEBT NET DEBT		Transfers From Taxes	
Hospitals, Clinics, First Aid		School 1,391,564		Redeemed in 1972	
Animal, Insect, & Rodent Control	800.00	Self-liquidating 1,140,425		Cancelled, Abated or Adjusted (1972)	
Other Welfare Services		Other 303,500		Transfers to Foreclosed Property	
RECREATION and CONSERVATION		Total 2,835,493		Balance December 31, 1972	
Beaches and Boardwalks		ISSUED AND OUTSTANDING		PROPERTY ACQUIRED BY DEED OR FORECLOSURE	
Parks, Playgrounds, Shade Trees		School 1,391,564.07		Balance January 1, 1972	
Land Reclamation & Conservation		Self-Liquidating 1,140,425.72		Transfers From Taxes or Liens	
Other Recreational Services	9,027.80	Other 272,000.00		Sale for Cash (1972)	
EDUCATION (excluding schools)		Total 2,803,993.79		Cancelled, Abated or Adjusted (1972)	
Libraries	1,000.00	EQUALIZED VALUATION BASIS		Balance December 31, 1972	
Other Educational Services		FOR NET DEBT COMPUTATION		CURRENT FINANCES DECEMBER 31, 1972	
STATUTORY EXPENDITURES		REAL PROPERTY VALUATIONS		ASSETS	
Pensions & F. I. C. A.	7,814.00	Code Class # of Parcels % VAL'N		Cash Dec. 31, 1972	
Employee Fringe Benefits	3,300.00	1 Vacant Land 95 4.08		Taxes Receivable	
Other Statutory Expenditures		2 Residential 691 71.50		Tax Title Liens	
MUNICIPAL FUNCTIONS TOTAL	159,593.40	3 Farm		Foreclosed Property	
CAPITAL IMPROVEMENTS *MEMO*	28,000.00	4a Commercial 76 17.62		Emergencies & Other Deferred Charges	
DEBT SERVICE		4b Industrial 7 6.80		State Aid Receivable	
Principal Payments	3,000.00	4c Apartments		Other Receivables	
Interest Payments	10,340.00	865 Total		Total	
DEFERRED CHARGES	13,967.15	Land Area .90 Sq. Miles		LIABILITIES, RESERVES, AND SURPLUS	
SCHOOL, COUNTY, SPECIAL DISTRICT TAXES	658,822.07	Net Valuation Taxable-Municipal		Cash Liabilities	
RESERVE FOR UNCOLLECTED TAXES	55,135.50	Net Valuation Taxable-County		Reserves for Receivables	
EMERGENCY EMPLOYMENT ACT OF 1971		State Equalization Ratio		Surplus Dec. 31,	
EXPENDITURES TOTAL	544,662.52			Total	

1214

Population 1970 41,885
 Population 1972 42,600
 S & P Rating AA
 Moody Rating A

General Tax Rate Per \$100. 9.70
 State Equalized Tax Rate 3.62

NEW BRUNSWICK CITY — MIDDLESEX COUNTY
 Form of Government:
 Mayor-Council Plan E (OMCL50)
 Number of Members on Governing Body 5

PER CAPITA:
 Gross Debt 234.88
 Net Debt 63.36
 Debt Service 11.25
 Total Tax Levy 270.14
 Municipal Expenditures 194.24

PER CENT:
 Gross Debt 3.80
 Net Debt 1.02
 Tax Levy Collected 95.33
 Tax Levy Cancelled, Abated or Adjusted .37

EXPENDITURES		REVENUES-REALIZED		1972 PROPERTY TAX	
GENERAL GOVERNMENT				STATE EQUALIZED TAX RATE — 1.94	
Governing Body & Public Boards	75,325.00	1972 Property Taxes Collected		Local District School Taxes	6,152,808.42
Municipal Clerk	36,800.00	1972 Payments in Lieu of Taxes		Regional & Consolidated School Tax	
Financial Administration	93,510.00	Delinquent Tax & Lien Collections		School Taxes in Municipal Budget	184,868.62
Assessment of Taxes	40,445.00	Business Personalty Replacement Taxes		County Taxes	1,717,705.36
Collection of Taxes	84,420.00	Taxes from Public Utilities		County Library Taxes	
Planning, Housing & Development	50,800.00	Other Miscellaneous Tax Revenues		Local Municipal Purpose Taxes	3,215,519.90
Human Resources	100.00	State Aid Revenues		Veteran & Senior Citizen Taxes	138,670.00
Elections	7,200.00	Federal Aid Revenues		Total Taxes for Rate Computation	11,545,576.30
General Administration (other)	448,500.00	State and Local Fiscal Assistance Act Utilized		Special District Taxes	
JUDICIARY		Sale of Acquired Property		Bank Stock Taxes	36,057.49
Municipal Courts	72,256.00	Other Miscellaneous Revenues		Added and Omitted Taxes	60,654.29
PUBLIC SAFETY		Other Revenues, Revenue Sharing Tax Effort		Total Taxes Levied - ABSTRACT	11,508,098.08
Fire Protection	1,055,763.00	Prior Years Surplus Appropriated		Total Taxes Billed	11,512,287.01
Police Protection	1,881,758.72	REVENUES TOTAL		1972 TAXES COLLECTED	10,574,331.29
Civil Defense & Disaster Control	1,305.00	CAPITAL OUTLAY TOTAL		1972 Taxes Cancelled, Abated or Adjusted	42,558.79
Environmental Inspection & Control	59,025.00			Transfer to Tax Title Liens or Foreclosed	146,033.68
Other Public Safety				Balance Outstanding Dec. 31, 1972	349,323.25
PUBLIC WORKS				PRIOR YEARS TAXES OUTSTANDING	
Streets and Drainage	857,667.39			Balance January 1, 1972	314,888.18
Sewers and Sewage Processing				Collected in 1972	274,035.80
Garbage and Trash Disposal	465,080.00			Cancelled, Abated or Adjusted 1972	27.85
Public Buildings and Grounds	10,000.00			Transfers to Tax Title Liens or Foreclosed	35,646.00
Other Public Works				Balance December 31, 1972	5,178.53
HEALTH and WELFARE				TAX TITLE LIENS OUTSTANDING	
Health Services Except Environmental	251,444.12			Balance January 1, 1972	664,078.75
Welfare-Public Assistance	103,575.00			Transfers From Taxes	185,906.21
Hospitals, Clinics, First Aid	15,000.00			Redeemed in 1972	257,623.22
Animal, Insect, & Rodent Control				Cancelled, Abated or Adjusted (1972)	245,076.13
Other Welfare Services				Transfers to Foreclosed Property	
RECREATION and CONSERVATION				Balance December 31, 1972	343,285.61
Beaches and Boardwalks				PROPERTY ACQUIRED BY DEED OR FORECLOSURE	
Parks, Playgrounds, Shade Trees	331,037.00			Balance January 1, 1972	140,845.00
Land Reclamation & Conservation				Transfers From Taxes or Liens	
Other Recreational Services	101,005.58			Sale for Cash (1972)	
EDUCATION (excluding schools)				Cancelled, Abated or Adjusted (1972)	
Libraries	177,252.00			Balance December 31, 1972	140,845.00
Other Educational Services				CURRENT FINANCES DECEMBER 31, 1972	
STATUTORY EXPENDITURES				ASSETS	
Pensions & F. I. C. A.	455,354.75			Cash Dec. 31, 1972	2,654,665.72
Employee Fringe Benefits	135,000.00			Taxes Receivable	354,501.78
Other Statutory Expenditures				Tax Title Liens	343,285.61
MUNICIPAL FUNCTIONS TOTAL	6,538,117.60			Foreclosed Property	140,845.00
CAPITAL IMPROVEMENTS *MEMO*	62,264.00			Emergencies & Other Deferred Charges	53,840.00
DEBT SERVICE				State Aid Receivable	125,586.13
Principal Payments	302,000.00			Other Receivables	56,807.05
Interest Payments	177,416.72			Total	3,809,535.29
TYPE I SCHL DEBT *MEMO	251,247.12			LIABILITIES, RESERVES, AND SURPLUS	
DEFERRED CHARGES	45,755.42			Cash Liabilities	1,748,757.59
SCHOOL, COUNTY, SPECIAL DISTRICT TAXES	8,055,366.40			Reserves for Receivables	535,439.44
RESERVE FOR UNCOLLECTED TAXES	685,093.25			Surplus Dec. 31,	1,125,337.66
EMERGENCY EMPLOYMENT ACT OF 1971	118,000.00			Total	3,809,535.29
EXPENDITURES TOTAL	16,365,809.39				

1971/3000

* ABOVE DEBT SERVICE INCLUDES TYPE I SCHOOL DEBT

0325

Population 1970 27,410
 Population 1972 20,860
 S & P Rating
 Moody Rating

General Tax Rate Per \$100. 1.17
 State Equalized Tax Rate 1.03

NEW HANOVER TOWNSHIP — BURLINGTON CO.
 Form of Government:
 Township Committee
 Number of Members on Governing Body 3

PER CAPITA:
 Gross Debt
 Net Debt
 Debt Service
 Total Tax Levy 3.36
 Municipal Expenditures 11.27

PER CENT:
 Gross Debt
 Net Debt
 Tax Levy Collected 85.11
 Tax Levy Cancelled, Abated or Adjusted 1.52

EXPENDITURES		REVENUES-REALIZED		1972 PROPERTY TAX	
GENERAL GOVERNMENT				STATE EQUALIZED TAX RATE	
Governing Body & Public Boards		1972 Property Taxes Collected		Local District School Taxes .45	
Municipal Clerk		1972 Payments in Lieu of Taxes		Regional & Consolidated School Tax	
Financial Administration	6,500.00	Delinquent Tax & Lien Collections		School Taxes in Municipal Budget	
Assessment of Taxes	5,800.00	Business Personalty Replacement Taxes		County Taxes .51	
Collection of Taxes	2,200.00	Taxes from Public Utilities		County Library Taxes .02	
Planning, Housing & Development	11,000.00	Other Miscellaneous Tax Revenues		Local Municipal Purpose Taxes	
Human Resources		State Aid Revenues		Veteran & Senior Citizen Taxes .05	
Elections		Federal Aid Revenues		Total Taxes for Rate Computation 1.03	
General Administration (other)	34,600.00	State and Local Fiscal Assistance Act Utilized		Special District Taxes	
JUDICIARY		Sale of Acquired Property		Bank Stock Taxes	
Municipal Courts	9,100.00	Other Miscellaneous Revenues		Added and Omitted Taxes	
PUBLIC SAFETY		Other Revenues, Revenue Sharing Tax Effort		Total Taxes Levied - ABSTRACT	
Fire Protection	1,900.00	Prior Years Surplus Appropriated		Total Taxes Billed	
Police Protection	42,200.00	REVENUES TOTAL		1972 TAXES COLLECTED	
Civil Defense & Disaster Control	900.00			1972 Taxes Cancelled, Abated or Adjusted	
Environmental Inspection & Control	1,000.00			Transfer to Tax Title Liens or Foreclosed	
Other Public Safety				Balance Outstanding Dec. 31, 1972	
PUBLIC WORKS		CAPITAL OUTLAY TOTAL		PRIOR YEARS TAXES OUTSTANDING	
Streets and Drainage	30,200.00	Public Enterprises		Balance January 1, 1972	
Sewers and Sewage Processing		Recreation—Culture		Collected in 1972	
Garbage and Trash Disposal	6,000.00	Public Works		Cancelled, Abated or Adjusted 1972	
Public Buildings and Grounds	6,500.00	Buildings and Grounds		Transfers to Tax Title Liens or Foreclosed	
Other Public Works		Library and Education		Balance December 31, 1972	
HEALTH and WELFARE		Conservation		TAX TITLE LIENS OUTSTANDING	
Health Services Except Environmental	1,700.00	All Other		Balance January 1, 1972	
Welfare-Public Assistance	2,400.00	CAPITAL DEBT AUTHORIZED, DECEMBER 31, 1972		Transfers From Taxes	
Hospitals, Clinics, First Aid		ISSUED AND UNISSUED GROSS DEBT NET DEBT		Redeemed in 1972	
Animal, Insect, & Rodent Control	2,350.00	School		Cancelled, Abated or Adjusted (1972)	
Other Welfare Services		Self-liquidating		Transfers to Foreclosed Property	
RECREATION and CONSERVATION		Other		Balance December 31, 1972	
Beaches and Boardwalks		Total		PROPERTY ACQUIRED BY DEED OR	
Parks, Playgrounds, Shade Trees		ISSUED AND OUTSTANDING		FORECLOSURE	
Land Reclamation & Conservation		School		Balance January 1, 1972	
Other Recreational Services	14,300.00	Self-liquidating		Transfers From Taxes or Liens	
EDUCATION (excluding schools)		Other		Sale for Cash (1972)	
Libraries		Total		Cancelled, Abated or Adjusted (1972)	
Other Educational Services	30,000.00	EQUALIZED VALUATION BASIS		Balance December 31, 1972	
STATUTORY EXPENDITURES		FOR NET DEBT COMPUTATION		CURRENT FINANCES DECEMBER 31, 1972	
Pensions & F. I. C. A.	5,500.00	REAL PROPERTY VALUATIONS		ASSETS	
Employee Fringe Benefits	2,500.00	Code Class # of Parcels % VAL'N		Cash Dec. 31, 1972	
Other Statutory Expenditures		ASSESSED VALUATION		Taxes Receivable	
MUNICIPAL FUNCTIONS		1 Vacant Land 38 10.77		Tax Title Liens	
CAPITAL IMPROVEMENTS		2 Residential 77 39.59		Foreclosed Property	
DEBT SERVICE		3 Farm 19 12.10		Emergencies & Other Deferred Charges	
Principal Payments		4a Commercial 19 37.55		State Aid Receivable	
Interest Payments		4b Industrial		Other Receivables	
DEFERRED CHARGES		4c Apartments		Total	
SCHOOL, COUNTY, SPECIAL DISTRICT TAXES	4,838.55	153 Total		LIABILITIES, RESERVES, AND SURPLUS	
RESERVE FOR UNCOLLECTED TAXES	67,415.53	Land Area 21.85 Sq. Miles		Cash Liabilities	
EMERGENCY EMPLOYMENT ACT OF 1971	9,707.00	Net Valuation Taxable-Municipal		Reserves for Receivables	
EXPENDITURES		Net Valuation Taxable-County		Surplus Dec. 31,	
TOTAL	302,611.08	State Equalization Ratio		Total	

0238

Population 1970 15,149
 Population 1972 19,275
 S & P Rating
 Moody Rating

General Tax Rate Per \$100. 5.43
 State Equalized Tax Rate 3.35

NEW MILFORD BOROUGH — BERGEN COUNTY

Form of Government:

Borough Council

Number of Members on Governing Body 6

PER CAPITA:

Gross Debt 220.71
 Net Debt 23.66
 Debt Service 3.01
 Total Tax Levy 301.80
 Municipal Expenditures 104.27

PER CENT:

Gross Debt 2.64
 Net Debt .28
 Tax Levy Collected 98.85
 Tax Levy Cancelled, Abated or Adjusted .27

EXPENDITURES		REVENUES-REALIZED		1972 PROPERTY TAX	
GENERAL GOVERNMENT				STATE EQUALIZED TAX RATE — 2.29	
Governing Body & Public Boards	50.00			Local District School Taxes	3,564,677.97
Municipal Clerk				Regional & Consolidated School Tax	
Financial Administration	8,275.00			School Taxes in Municipal Budget	
Assessment of Taxes	25,273.00			County Taxes	627,772.13
Collection of Taxes	25,465.00			County Library Taxes	
Planning, Housing & Development	5,381.00			Local Municipal Purpose Taxes	1,167,564.40
Human Resources				Veteran & Senior Citizen Taxes	105,190.00
Elections				Total Taxes for Rate Computation	5,669,204.50
General Administration (other)	107,875.91			Special District Taxes	
JUDICIARY				Bank Stock Taxes	3,542.62
Municipal Courts	14,084.00			Added and Omitted Taxes	53,621.35
PUBLIC SAFETY				Total Taxes Levied - ABSTRACT	5,817,178.47
Fire Protection	79,567.54			Total Taxes Billed	5,824,681.77
Police Protection	539,682.85			1972 TAXES COLLECTED	5,757,596.98
Civil Defense & Disaster Control	3,600.00			1972 Taxes Cancelled, Abated or Adjusted	15,565.42
Environmental Inspection & Control	9,600.00			Transfer to Tax Title Liens or Foreclosed	897.04
Other Public Safety				Balance Outstanding Dec. 31, 1972	50,222.33
PUBLIC WORKS				PRIOR YEARS TAXES OUTSTANDING	
Streets and Drainage	182,967.00			Balance January 1, 1972	41,803.82
Sewers and Sewage Processing	157,541.67			Collected in 1972	41,803.82
Garbage and Trash Disposal	214,373.00			Cancelled, Abated or Adjusted 1972	
Public Buildings and Grounds	44,835.40			Transfers to Tax Title Liens or Foreclosed	
Other Public Works	8,400.00			Balance December 31, 1972	
HEALTH and WELFARE				TAX TITLE LIENS OUTSTANDING	
Health Services Except Environmental	33,043.05			Balance January 1, 1972	1,785.84
Welfare-Public Assistance	7,470.00			Transfers From Taxes	897.04
Hospitals, Clinics, First Aid	100.00			Redeemed in 1972	
Animal, Insect, & Rodent Control				Cancelled, Abated or Adjusted (1972)	
Other Welfare Services				Transfers to Foreclosed Property	
RECREATION and CONSERVATION				Balance December 31, 1972	2,686.88
Beaches and Boardwalks				PROPERTY ACQUIRED BY DEED OR FORECLOSURE	
Parks, Playgrounds, Shade Trees	51,853.56			Balance January 1, 1972	56,349.68
Land Reclamation & Conservation	11,733.78			Transfers From Taxes or Liens	
Other Recreational Services	12,000.00			Sale for Cash (1972)	13,850.00
EDUCATION (excluding schools)				Cancelled, Abated or Adjusted (1972)	
Libraries	55,000.00			Balance December 31, 1972	42,499.68
Other Educational Services				CURRENT FINANCES DECEMBER 31, 1972	
STATUTORY EXPENDITURES				ASSETS	
Pensions & F. I. C. A.	89,418.65			Cash Dec. 31, 1972	678,361.41
Employee Fringe Benefits	27,500.00			Taxes Receivable	50,222.33
Other Statutory Expenditures				Tax Title Liens	2,686.88
MUNICIPAL FUNCTIONS TOTAL	1,759,490.45			Foreclosed Property	42,499.68
CAPITAL IMPROVEMENTS *MEMO*	69,500.00			Emergencies & Other Deferred Charges	2,356.00
DEBT SERVICE				State Aid Receivable	5,933.33
Principal Payments	43,151.31			Other Receivables	10,699.91
Interest Payments	14,735.45			Total	792,759.54
DEFERRED CHARGES	5,520.00			LIABILITIES, RESERVES, AND SURPLUS	
SCHOOL, COUNTY, SPECIAL DISTRICT TAXES	4,592,450.10			Cash Liabilities	250,458.09
RESERVE FOR UNCOLLECTED TAXES	144,844.62			Reserves for Receivables	106,108.80
EMERGENCY EMPLOYMENT ACT OF 1971	42,000.00			Surplus Dec. 31,	356,192.65
EXPENDITURES TOTAL	6,602,235.93			Total	792,759.54
		CAPITAL OUTLAY TOTAL			
		143,411.13			
		Public Enterprises			
		Recreation—Culture			
		14,994.04			
		Public Works			
		128,417.09			
		Buildings and Grounds			
		Library and Education			
		Conservation			
		All Other			
		CAPITAL DEBT AUTHORIZED, DECEMBER 31, 1972			
		ISSUED AND UNISSUED GROSS DEBT NET DEBT			
		School 3,796,000			
		Self-liquidating			
		Other 458,091			
		Total 4,254,091			
		ISSUED AND OUTSTANDING			
		School 3,796,000.00			
		Self-Liquidating			
		Other 443,008.69			
		Total 4,239,008.69			
		EQUALIZED VALUATION BASIS			
		FOR NET DEBT COMPUTATION			
		160,921,304.33			
		REAL PROPERTY VALUATIONS			
		Code Class # of Parcels % VAL'N			
		1 Vacant Land 191 .57			
		2 Residential 3936 80.24			
		3 Farm 5 .08			
		4a Commercial 68 5.07			
		4b Industrial 9 .26			
		4c Apartments 15 13.77			
		4224 Total			
		Land Area 2.20 Sq. Miles			
		Net Valuation Taxable-Municipal			
		108,208,931.00			
		Net Valuation Taxable-County			
		163,830,858.00			
		State Equalization Ratio			
		62.54			

2011

Population 1970 13,796
 Population 1972 14,130
 S & P Rating
 Moody Rating A

General Tax Rate Per \$100. 3.83
 State Equalized Tax Rate 3.18

NEW PROVIDENCE BOROUGH — UNION COUNTY

Form of Government:

Borough Council

Number of Members on Governing Body 6

PER CAPITA:

Gross Debt 528.49
 Net Debt 141.22
 Debt Service 11.63
 Total Tax Levy 440.30
 Municipal Expenditures 152.40

PER CENT:

Gross Debt 4.26
 Net Debt 1.14
 Tax Levy Collected 97.85
 Tax Levy Cancelled, Abated or Adjusted .04

EXPENDITURES		REVENUES-REALIZED		1972 PROPERTY TAX	
GENERAL GOVERNMENT		STATE EQUALIZED TAX RATE		2.13	
Governing Body & Public Boards		1972 Property Taxes Collected	6,090,828.12	Local District School Taxes	4,154,807.00
Municipal Clerk		1972 Payments in Lieu of Taxes	20,440.53	Regional & Consolidated School Tax	
Financial Administration	23,449.80	Delinquent Tax & Lien Collections	141,291.58	School Taxes in Municipal Budget	
Assessment of Taxes	15,274.00	Business Personalty Replacement Taxes	129,153.02	County Taxes	560,507.84
Collection of Taxes	14,783.00	Taxes from Public Utilities	263,025.00	County Library Taxes	
Planning, Housing & Development	5,780.00	Other Miscellaneous Tax Revenues		Local Municipal Purpose Taxes	1,042,223.63
Human Resources		State Aid Revenues	56,539.56	Veteran & Senior Citizen Taxes	72,700.00
Elections		Federal Aid Revenues	38,983.56	Total Taxes for Rate Computation	6,270,238.47
General Administration (other)	235,763.18	State and Local Fiscal Assistance Act Utilized		Special District Taxes	
JUDICIARY		Sale of Acquired Property		Bank Stock Taxes	7,302.82
Municipal Courts	14,008.33	Other Miscellaneous Revenues	126,357.48	Added and Omitted Taxes	16,623.92
PUBLIC SAFETY		Other Revenues, Revenue Sharing Tax Effort	37,129.07	Total Taxes Levied - ABSTRACT	6,221,465.21
Fire Protection	64,250.00	Total	6,903,748.32	Total Taxes Billed	6,224,413.13
Police Protection	384,578.71	Prior Years Surplus Appropriated	500,000.00	1972 TAXES COLLECTED	6,050,828.12
Civil Defense & Disaster Control	2,575.00	REVENUES TOTAL	7,403,748.32	1972 Taxes Cancelled, Abated or Adjusted	2,703.25
Environmental Inspection & Control	11,997.85	CAPITAL OUTLAY TOTAL	410,878.36	Transfer to Tax Title Liens or Foreclosed	2,347.79
Other Public Safety				Balance Outstanding Dec. 31, 1972	128,533.97
PUBLIC WORKS				PRIOR YEARS TAXES OUTSTANDING	
Streets and Drainage	185,116.77	Public Enterprises		Balance January 1, 1972	150,534.23
Sewers and Sewage Processing	168,263.13	Recreation—Culture		Collected in 1972	141,291.58
Garbage and Trash Disposal		Public Works	367,869.19	Cancelled, Abated or Adjusted 1972	3.66
Public Buildings and Grounds	100,231.60	Buildings and Grounds	42,909.17	Transfers to Tax Title Liens or Foreclosed	1,574.90
Other Public Works		Library and Education		Balance December 31, 1972	7,664.05
HEALTH and WELFARE		Conservation		TAX TITLE LIENS OUTSTANDING	
Health Services Except Environmental	12,440.00	All Other		Balance January 1, 1972	3,207.82
Welfare-Public Assistance	2,600.00	CAPITAL DEBT AUTHORIZED, DECEMBER 31, 1972		Transfers From Taxes	4,118.04
Hospitals, Clinics, First Aid	500.00	ISSUED AND UNISSUED		Redeemed in 1972	
Animal, Insect, & Rodent Control		School	4,778,000	Cancelled, Abated or Adjusted (1972)	
Other Welfare Services		Self-liquidating		Transfers to Foreclosed Property	
RECREATION and CONSERVATION		Other	2,689,500	Balance December 31, 1972	7,325.86
Beaches and Boardwalks		Total	7,467,500	PROPERTY ACQUIRED BY DEED OR FORECLOSURE	
Parks, Playgrounds, Shade Trees	60,876.20	ISSUED AND OUTSTANDING		Balance January 1, 1972	33,330.00
Land Reclamation & Conservation	42,241.00	School	4,778,000.00	Transfers From Taxes or Liens	
Other Recreational Services		Self-Liquidating		Sale for Cash (1972)	
EDUCATION (excluding schools)		Other	2,381,000.00	Cancelled, Abated or Adjusted (1972)	
Libraries	50,000.00	Total	7,159,000.00	Balance December 31, 1972	33,330.00
Other Educational Services		EQUALIZED VALUATION BASIS		CURRENT FINANCES DECEMBER 31, 1972	
STATUTORY EXPENDITURES		FOR NET DEBT COMPUTATION	175,152,567.00	ASSETS	
Pensions & F. I. C. A.	95,753.67	REAL PROPERTY VALUATIONS		Cash Dec. 31, 1972	840,191.45
Employee Fringe Benefits		Code Class # of Parcels % VAL'N		Taxes Receivable	126,198.06
Other Statutory Expenditures		1 Vacant Land 184 3.37	5,405,200.00	Tax Title Liens	7,325.86
MUNICIPAL FUNCTIONS TOTAL	1,535,282.24	2 Residential 3302 74.19	119,138,100.00	Foreclosed Property	33,330.00
CAPITAL IMPROVEMENTS *MEMO*	220,000.00	3 Farm 12 .30	483,100.00	Emergencies & Other Deferred Charges	
DEBT SERVICE		4a Commercial 68 5.73	9,207,400.00	State Aid Receivable	
Principal Payments	52,000.00	4b Industrial 17 12.41	15,521,400.00	Other Receivables	4,613.67
Interest Payments	72,284.30	4c Apartments 5 4.00	6,424,500.00	Total	1,021,655.04
DEFERRED CHARGES		3592 Total	160,580,100.00	LIABILITIES, RESERVES, AND SURPLUS	
SCHOOL, COUNTY, SPECIAL DISTRICT TAXES	5,155,314.84	Land Area 3.50 Sq. Miles		Cash Liabilities	278,792.65
RESERVE FOR UNCOLLECTED TAXES	453,801.67	Net Valuation Taxable-Municipal	164,021,838.00	Reserves for Receivables	181,467.55
EMERGENCY EMPLOYMENT ACT OF 1971		Net Valuation Taxable-County	180,356,552.00	Surplus Dec. 31,	561,398.76
EXPENDITURES TOTAL	7,308,683.05	State Equalization Ratio	83.13	Total	1,021,655.04

1336

Population 1970 8,395
 Population 1972 8,480
 S & P Rating A
 Moody Rating BAA

General Tax Rate Per \$100. 4.47
 State Equalized Tax Rate 4.35

NEW SHREWSBURY BOROUGH — MONMOUTH COUNTY

Form of Government:
 Borough Council
 Number of Members on Governing Body 6

PER CAPITA:
 Gross Debt 767.58
 Net Debt 606.74
 Debt Service
 Total Tax Levy 377.36
 Municipal Expenditures 118.32

PER CENT:
 Gross Debt 10.18
 Net Debt 8.05
 Tax Levy Collected 94.72
 Tax Levy Cancelled, Abated or Adjusted

EXPENDITURES		REVENUES-REALIZED		1972 PROPERTY TAX	
GENERAL GOVERNMENT		1972 Property Taxes Collected		STATE EQUALIZED TAX RATE — 4.38	
Governing Body & Public Boards		140,854.68		Local District School Taxes	1,284,541.50
Municipal Clerk	7,300.00	81,055.95		Regional & Consolidated School Tax	519,031.82
Financial Administration	15,070.61	152,906.95		School Taxes in Municipal Budget	
Assessment of Taxes	29,354.10	32,887.94		County Taxes	451,571.84
Collection of Taxes	5,418.00	127,720.12		County Library Taxes	17,025.77
Planning, Housing & Development	2,100.00	61,122.41		Local Municipal Purpose Taxes	466,129.55
Human Resources		3,627,612.76		Veteran & Senior Citizen Taxes	35,710.00
Elections		140,000.00		Total Taxes for Rate Computation	3,178,010.48
General Administration (other)	116,334.73	3,767,612.76		Special District Taxes	
JUDICIARY		81,715.00		Bank Stock Taxes	1,820.45
Municipal Courts	12,382.63	27,735.00		Added and Omitted Taxes	55,877.04
PUBLIC SAFETY		53,980.00		Total Taxes Levied - ABSTRACT	3,155,597.97
Fire Protection	38,650.00			Total Taxes Billed	3,155,597.97
Police Protection	212,676.75			1972 TAXES COLLECTED	3,031,064.71
Civil Defense & Disaster Control				1972 Taxes Cancelled, Abated or Adjusted	
Environmental Inspection & Control	16,165.00			Transfer to Tax Title Liens or Foreclosed	
Other Public Safety				Balance Outstanding Dec. 31, 1972	168,533.26
PUBLIC WORKS				PRIOR YEARS TAXES OUTSTANDING	
Streets and Drainage	100,060.00			Balance January 1, 1972	142,048.14
Sewers and Sewage Processing	85,000.00			Collected in 1972	134,883.29
Garbage and Trash Disposal	15,712.43			Cancelled, Abated or Adjusted 1972	
Public Buildings and Grounds	13,600.00			Transfers to Tax Title Liens or Foreclosed	
Other Public Works				Balance December 31, 1972	7,164.85
HEALTH and WELFARE				TAX TITLE LIENS OUTSTANDING	
Health Services Except Environmental	10,625.21			Balance January 1, 1972	18,583.99
Welfare-Public Assistance	2,000.00			Transfers From Taxes	
Hospitals, Clinics, First Aid	500.00			Redeemed in 1972	5,971.35
Animal, Insect, & Rodent Control	15.50			Cancelled, Abated or Adjusted (1972)	
Other Welfare Services				Transfers to Foreclosed Property	
RECREATION and CONSERVATION				Balance December 31, 1972	12,612.60
Beaches and Boardwalks	21,000.00			PROPERTY ACQUIRED BY DEED OR FORECLOSURE	
Parks, Playgrounds, Shade Trees	300.00			Balance January 1, 1972	189,561.95
Land Reclamation & Conservation				Transfers From Taxes or Liens	
Other Recreational Services				Sale for Cash (1972)	
EDUCATION (excluding schools)				Cancelled, Abated or Adjusted (1972)	
Libraries	6,800.00			Balance December 31, 1972	189,561.95
Other Educational Services				CURRENT FINANCES DECEMBER 31, 1972	
STATUTORY EXPENDITURES				ASSETS	
Pensions & F. I. C. A.	46,500.05			Cash Dec. 31, 1972	735,369.78
Employee Fringe Benefits	15,000.00			Taxes Receivable	176,058.11
Other Statutory Expenditures				Tax Title Liens	12,612.60
MUNICIPAL FUNCTIONS	776,965.05			Foreclosed Property	189,561.95
CAPITAL IMPROVEMENTS	94,176.79			Emergencies & Other Deferred Charges	15,400.00
DEBT SERVICE				State Aid Receivable	28,137.72
Principal Payments				Other Receivables	15,631.84
Interest Payments				Total	1,176,812.00
DEFERRED CHARGES	7,200.00			LIABILITIES, RESERVES, AND SURPLUS	
SCHOOL, COUNTY, SPECIAL DISTRICT TAXES	2,672,170.93			Cash Liabilities	434,212.88
RESERVE FOR UNCOLLECTED TAXES	219,200.00			Reserves for Receivables	353,504.50
EMERGENCY EMPLOYMENT ACT OF 1971				Surplus Dec. 31,	348,654.62
EXPENDITURES	3,675,535.58			Total	1,176,812.00

0714

Population 1970 381,930
 Population 1972 385,200
 S & P Rating BBB
 Moody Rating BAA

General Tax Rate Per \$100. 9.63
 State Equalized Tax Rate 7.65

NEWARK CITY — ESSEX COUNTY

Form of Government:

Mayor-Council Plan C (OMCL50)

Number of Members on Governing Body 9

PER CAPITA:
 Gross Debt 650.35
 Net Debt 162.66
 Debt Service 40.96
 Total Tax Levy 305.53
 Municipal Expenditures 347.95

PER CENT:
 Gross Debt 17.09
 Net Debt 4.27
 Tax Levy Collected 87.35
 Tax Levy Cancelled, Abated or Adjusted 1.79

EXPENDITURES		REVENUES-REALIZED		1972 PROPERTY TAX	
GENERAL GOVERNMENT		1972 Property Taxes Collected		STATE EQUALIZED TAX RATE	
Governing Body & Public Boards	1,035,542.46	102,842,178.33		Local District School Taxes 3.72	
Municipal Clerk	350,681.71	1972 Payments in Lieu of Taxes 665,129.13		Regional & Consolidated School Tax	
Financial Administration	1,039,154.57	Delinquent Tax & Lien Collections 7,689,284.91		School Taxes in Municipal Budget .44	
Assessment of Taxes	401,453.65	Business Personalty Replacement Taxes 15,646,631.69		County Taxes 1.55	
Collection of Taxes	819,434.24	Taxes from Public Utilities 7,650,181.38		County Library Taxes	
Planning, Housing & Development	1,426,403.67	Other Miscellaneous Tax Revenues 4,665,475.57		Local Municipal Purpose Taxes 1.91	
Human Resources	242,763.33	State Aid Revenues 24,314,592.01		Veteran & Senior Citizen Taxes .04	
Elections	39,510.55	Federal Aid Revenues 10,413,918.46		Total Taxes for Rate Computation 7.66	
General Administration (other)	2,737,757.86	State and Local Fiscal Assistance Act Utilized		Special District Taxes	
JUDICIARY		Sole of Acquired Property 51,504.24		Bank Stock Taxes	
Municipal Courts	677,564.11	Other Miscellaneous Revenues 8,626,750.26		Added and Omitted Taxes	
PUBLIC SAFETY		Other Revenues, Revenue Sharing Tax Effort 16,777,695.48		Total Taxes Levied - ABSTRACT	
Fire Protection	14,452,424.22	Total 199,343,341.46		Total Taxes Billed	
Police Protection	22,411,822.73	Prior Years Surplus Appropriated 2,500,000.00		1972 TAXES COLLECTED	
Civil Defense & Disaster Control	92,047.54	REVENUES TOTAL 201,843,341.46		1972 Taxes Cancelled, Abated or Adjusted	
Environmental Inspection & Control	1,119,891.70	CAPITAL OUTLAY TOTAL 13,233,065.82		Transfer to Tax Title Liens or Foreclosed	
Other Public Safety		Public Enterprises 150,152.20		Balance Outstanding Dec. 31, 1972	
PUBLIC WORKS		Recreation—Culture 324,480.50		PRIOR YEARS TAXES OUTSTANDING	
Streets and Drainage	2,626,798.15	Public Works 5,265,534.72		Balance January 1, 1972	
Sewers and Sewage Processing	2,664,146.34	Buildings and Grounds 390,933.88		Collected in 1972	
Garbage and Trash Disposal	6,092,872.44	Library and Education 7,101,924.12		Cancelled, Abated or Adjusted 1972	
Public Buildings and Grounds	2,523,486.13	Conservation		Transfers to Tax Title Liens or Foreclosed	
Other Public Works	3,003,828.22	All Other		Balance December 31, 1972	
HEALTH and WELFARE		CAPITAL DEBT AUTHORIZED, DECEMBER 31, 1972		TAX TITLE LIENS OUTSTANDING	
Health Services Except Environmental	3,126,896.63	ISSUED AND UNISSUED GROSS DEBT NET DEBT		Balance January 1, 1972	
Welfare-Public Assistance	4,014,246.33	School 130,770,385		Transfers From Taxes	
Hospitals, Clinics, First Aid	1,313,154.68	Self-liquidating 23,410,250		Redeemed in 1972	
Animal, Insect, & Rodent Control		Other 96,334,336		Cancelled, Abated or Adjusted (1972)	
Other Welfare Services	580,529.52	Total 250,514,971		Transfers to Foreclosed Property	
RECREATION and CONSERVATION		ISSUED AND OUTSTANDING		Balance December 31, 1972	
Beaches and Boardwalks		School 88,657,000.00		PROPERTY ACQUIRED BY DEED OR FORECLOSURE	
Parks, Playgrounds, Shade Trees	558,733.89	Self-Liquidating 13,148,840.00		Balance January 1, 1972	
Land Reclamation & Conservation	24,196.00	Other 76,167,423.00		Transfers From Taxes or Liens	
Other Recreational Services	572,836.65	Total 177,973,263.00		Sale for Cash (1972)	
EDUCATION (excluding schools)		EQUALIZED VALUATION BASIS		Cancelled, Abated or Adjusted (1972)	
Libraries	2,421,448.00	FOR NET DEBT COMPUTATION 1,466,004,374.33		Balance December 31, 1972	
Other Educational Services	668,573.00	REAL PROPERTY VALUATIONS		CURRENT FINANCES DECEMBER 31, 1972	
STATUTORY EXPENDITURES		Code Class # of Parcels % VAL'N ASSESSED VALUATION		ASSETS	
Pensions & F. I. C. A.	9,105,090.75	1 Vacant Land 2577 1.14 12,871,700.00		Cash Dec. 31, 1972	
Employee Fringe Benefits	2,256,040.08	2 Residential 30849 30.19 341,037,500.00		Taxes Receivable	
Other Statutory Expenditures		3 Farm 6674 37.30 421,383,000.00		Tax Title Liens	
MUNICIPAL FUNCTIONS TOTAL	88,844,530.43	4a Commercial 1486 18.32 207,010,400.00		Foreclosed Property	
CAPITAL IMPROVEMENTS *MEMO*	743,353.36	4c Apartments 3179 13.05 147,457,500.00		Emergencies & Other Deferred Charges	
DEBT SERVICE		Total 44765 1,129,760,500.00		State Aid Receivable	
Principal Payments	5,224,355.00	Land Area 24.14 Sq. Miles		Other Receivables	
Interest Payments	6,554,825.75	Net Valuation Taxable-Municipal 1,213,777,500.00		Total	
TYPE I SCHL DEBT *MEMO*	8,231,757.56	Net Valuation Taxable-County 1,770,648,508.00		LIABILITIES, RESERVES, AND SURPLUS	
DEFERRED CHARGES	7,922,201.20	State Equalization Ratio 79.48		Cash Liabilities	
SCHOOL, COUNTY, SPECIAL DISTRICT TAXES	87,193,838.22			Reserves for Receivables	
RESERVE FOR UNCOLLECTED TAXES	13,795,000.00			Surplus Dec. 31,	
EMERGENCY EMPLOYMENT ACT OF 1971	7,686,567.32			Total	
EXPENDITURES TOTAL	221,225,317.92				

1971/3000

* ABOVE DEBT SERVICE INCLUDES TYPE I SCHOOL DEBT

0813

Population 1970 1,487
 Population 1972 1,560
 S & P Rating
 Moody Rating

General Tax Rate Per \$100.
 3.79
 State Equalized Tax Rate
 3.21

NEWFIELD BOROUGH — GLOUCESTER COUNTY

Form of Government:

Borough Council

Number of Members on Governing Body: 6

PER CAPITA:
 Gross Debt 103.42
 Net Debt 77.77
 Debt Service 9.04
 Total Tax Levy 194.05
 Municipal Expenditures 131.53

PER CENT:
 Gross Debt 2.01
 Net Debt 1.51
 Tax Levy Collected 91.55
 Tax Levy Cancelled, Abated
 or Adjusted

EXPENDITURES		REVENUES-REALIZED		1972 PROPERTY TAX	
GENERAL GOVERNMENT				STATE EQUALIZED TAX RATE 1.66	
Governing Body & Public Boards	5,100.00	1972 Property Taxes Collected 277,365.47		Local District School Taxes	152,445.00
Municipal Clerk		1972 Payments in Lieu of Taxes		Regional & Consolidated School Tax	
Financial Administration	5,700.00	Delinquent Tax & Lien Collections 21,034.38		School Taxes in Municipal Budget	
Assessment of Taxes	4,188.12	Business Personalty Replacement Taxes 12,059.65		County Taxes	54,087.69
Collection of Taxes	2,657.00	Taxes from Public Utilities 20,680.05		County Library Taxes	
Planning, Housing & Development	2,155.11	Other Miscellaneous Tax Revenues		Local Municipal Purpose Taxes	79,426.03
Human Resources		State Aid Revenues 7,298.57		Veteran & Senior Citizen Taxes	5,390.00
Elections		Federal Aid Revenues		Total Taxes for Rate Computation	255,348.72
General Administration (other)	17,706.42	State and Local Fiscal Assistance Act Utilized		Special District Taxes	
JUDICIARY		Sale of Acquired Property		Bank Stock Taxes	3,175.57
Municipal Courts	1,200.00	Other Miscellaneous Revenues 14,531.18		Added and Omitted Taxes	13,579.59
PUBLIC SAFETY		Other Revenues, Revenue Sharing Tax Effort 2,767.38		Total Taxes Levied - ABSTRACT	302,713.88
Fire Protection	5,180.00	Total 355,740.68		Total Taxes Billed	302,971.90
Police Protection	8,110.00	Prior Years Surplus Appropriated 38,002.14		1972 TAXES COLLECTED	277,365.47
Civil Defense & Disaster Control	143.00	REVENUES TOTAL 353,742.82		1972 Taxes Cancelled, Abated or Adjusted	
Environmental Inspection & Control	554.89	CAPITAL OUTLAY TOTAL 18,495.25		Transfer to Tax Title Liens or Foreclosed	
Other Public Safety				Balance Outstanding Dec. 31, 1972	25,602.43
PUBLIC WORKS				PRIOR YEARS TAXES OUTSTANDING	
Streets and Drainage	65,666.64	Public Enterprises		Balance January 1, 1972	22,776.23
Sewers and Sewage Processing		Recreation—Culture		Collected in 1972	16,045.15
Garbage and Trash Disposal	7,650.00	Public Works		Cancelled, Abated or Adjusted 1972	747.47
Public Buildings and Grounds	11,000.00	Buildings and Grounds 490.00		Transfers to Tax Title Liens or Foreclosed	
Other Public Works	3,500.00	Library and Education		Balance December 31, 1972	5,583.61
HEALTH and WELFARE		Conservation		TAX TITLE LIENS OUTSTANDING	
Health Services Except Environmental	1,650.20	All Other		Balance January 1, 1972	8,655.77
Welfare-Public Assistance	512.50	CAPITAL DEBT AUTHORIZED, DECEMBER 31, 1972		Transfers From Taxes	
Hospitals, Clinics, First Aid		ISSUED AND UNISSUED GROSS DEBT NET DEBT		Redeemed in 1972	4,585.23
Animal, Insect, & Rodent Control	1,379.00	School 40,000		Cancelled, Abated or Adjusted (1972)	571.66
Other Welfare Services		Self-liquidating 121,327		Transfers to Foreclosed Property	
RECREATION and CONSERVATION		Other 161,327		Balance December 31, 1972	3,094.88
Beaches and Boardwalks		Total 121,327		PROPERTY ACQUIRED BY DEED OR	
Parks, Playgrounds, Shade Trees	2,500.00	ISSUED AND OUTSTANDING		FORECLOSURE	
Land Reclamation & Conservation		School 40,000.00		Balance January 1, 1972	
Other Recreational Services	262.00	Self-Liquidating 85,000.00		Transfers From Taxes or Liens	
EDUCATION (excluding schools)		Other 125,000.00		Sale for Cash (1972)	
Libraries	1,000.00	Total 8,035,589.67		Cancelled, Abated or Adjusted (1972)	
Other Educational Services		EQUALIZED VALUATION BASIS		Balance December 31, 1972	
STATUTORY EXPENDITURES		FOR NET DEBT COMPUTATION		CURRENT FINANCES DECEMBER 31, 1972	
Pensions & F. I. C. A.	2,300.00	REAL PROPERTY VALUATIONS		ASSETS	
Employee Fringe Benefits		Code Class # of Parcels % VAL'N ASSESSED VALUATION		Cash Dec. 31, 1972	56,800.44
Other Statutory Expenditures		1 Vacant Land 147 3.11 239,100.00		Taxes Receivable	31,566.04
MUNICIPAL FUNCTIONS TOTAL 151,054.88		2 Residential 380 66.25 5,055,400.00		Tax Title Liens	3,094.88
CAPITAL IMPROVEMENTS *MEM*	41,400.00	3 Farm 25 5.77 444,200.00		Foreclosed Property	
DEBT SERVICE		4a Commercial 25 8.41 646,600.00		Emergencies & Other Deferred Charges	12,605.13
Principal Payments	10,000.00	4b Industrial 9 15.85 1,215,200.00		State Aid Receivable	
Interest Payments	4,100.00	4c Apartments 2 .57 43,700.00		Other Receivables	27,068.87
DEFERRED CHARGES	9,648.04	552 Total 7,692,200.00		Total	121,155.36
SCHOOL, COUNTY, SPECIAL DISTRICT TAXES	206,532.69	Land Area 1.71 Sq. Miles		LIABILITIES, RESERVES, AND SURPLUS	
RESERVE FOR UNCOLLECTED TAXES	31,004.63	Net Valuation Taxable-Municipal 7,796,520.00		Cash Liabilities	44,725.78
EMERGENCY EMPLOYMENT ACT OF 1971		Net Valuation Taxable-County 8,687,565.00		Reserves for Receivables	61,745.75
EXPENDITURES TOTAL 412,340.24		State Equalization Ratio 84.93		Surplus Dec. 31,	24,675.75
				Total	131,155.36

1915

Population 1970 7,297
 Population 1972 7,400
 S & P Rating
 Moody Rating A

General Tax Rate Per \$100. 5.84
 State Equalized Tax Rate 4.27

NEWTON TOWN — SUSSEX COUNTY

Form of Government:

Council-Manager Plan B (OMCL50)

Number of Members on Governing Body 5

PER CAPITA:

Gross Debt 200.56
 Net Debt 48.93
 Debt Service 3.06
 Total Tax Levy 321.78
 Municipal Expenditures 113.90

PER CENT:

Gross Debt 3.07
 Net Debt .75
 Tax Levy Collected 93.66
 Tax Levy Cancelled, Abated or Adjusted .15

EXPENDITURES		REVENUES-REALIZED		1972 PROPERTY TAX	
GENERAL GOVERNMENT				STATE EQUALIZED TAX RATE	
Governing Body & Public Boards				Local District School Taxes 2.85	1,567,631.50
Municipal Clerk				Regional & Consolidated School Tax	
Financial Administration	7,650.00	1972 Property Taxes Collected	2,230,297.57	School Taxes in Municipal Budget	
Assessment of Taxes	4,490.00	1972 Payments in Lieu of Taxes		County Taxes .93	514,473.51
Collection of Taxes	14,511.00	Delinquent Tax & Lien Collections	53,792.99	County Library Taxes .03	18,061.83
Planning, Housing & Development	10,500.00	Business Personalty Replacement Taxes	194,534.49	Local Municipal Purpose Taxes .35	213,899.86
Human Resources	2,000.00	Taxes from Public Utilities	101,596.18	Veteran & Senior Citizen Taxes .07	38,720.00
Elections	7,350.00	Other Miscellaneous Tax Revenues		Total Taxes for Rate Computation 4.27	2,352,786.70
General Administration (other)	58,506.00	State Aid Revenues	47,804.44	Special District Taxes	
JUDICIARY		Federal Aid Revenues		Bank Stock Taxes	16,456.17
Municipal Courts	6,100.00	State and Local Fiscal Assistance Act Utilized		Added and Omitted Taxes	50,627.36
PUBLIC SAFETY		Sale of Acquired Property	85,542.80	Total Taxes Levied - ABSTRACT	2,381,150.23
Fire Protection	20,525.00	Other Miscellaneous Revenues	31,393.29	Total Taxes Billed	2,381,150.23
Police Protection	174,514.00	Other Revenues, Revenue Sharing Tax Effort	2,784,561.76	1972 TAXES COLLECTED	2,230,297.57
Civil Defense & Disaster Control	550.00	Prior Years Surplus Appropriated	144,000.00	1972 Taxes Cancelled, Abated or Adjusted	4,485.00
Environmental Inspection & Control	7,505.00	REVENUES TOTAL	2,528,561.76	Transfer to Tax Title Liens or Foreclosed	
Other Public Safety		CAPITAL OUTLAY TOTAL	47,680.92	Balance Outstanding Dec. 31, 1972	146,367.66
PUBLIC WORKS				PRIOR YEARS TAXES OUTSTANDING	
Streets and Drainage	124,574.00	Public Enterprises	25,249.46	Balance January 1, 1972	52,595.45
Sewers and Sewage Processing		Recreation—Culture		Collected in 1972	88,642.14
Garbage and Trash Disposal	14,512.00	Public Works	20,446.88	Cancelled, Abated or Adjusted 1972	
Public Buildings and Grounds	21,756.00	Buildings and Grounds	1,584.58	Transfers to Tax Title Liens or Foreclosed	
Other Public Works	4,304.41	Library and Education		Balance December 31, 1972	3,553.31
HEALTH and WELFARE		Conservation		TAX TITLE LIENS OUTSTANDING	
Health Services Except Environmental	4,450.00	All Other		Balance January 1, 1972	5,199.77
Welfare—Public Assistance	3,250.00	CAPITAL DEBT AUTHORIZED, DECEMBER 31, 1972		Transfers From Taxes	
Hospitals, Clinics, First Aid	2,000.00	ISSUED AND UNISSUED		Redeemed in 1972	5,150.65
Animal, Insect, & Rodent Control	2,735.00	School	455,000	Cancelled, Abated or Adjusted (1972)	
Other Welfare Services		Self-liquidating	539,000	Transfers to Foreclosed Property	
RECREATION and CONSERVATION		Other	490,115	Balance December 31, 1972	4,048.92
Beaches and Boardwalks		Total	1,484,115	PROPERTY ACQUIRED BY DEED OR FORECLOSURE	
Parks, Playgrounds, Shade Trees	20,355.00	ISSUED AND OUTSTANDING		Balance January 1, 1972	20,205.00
Land Reclamation & Conservation	1,715.00	School	455,000.00	Transfers From Taxes or Liens	
Other Recreational Services	5,067.00	Self-liquidating	535,000.00	Sale for Cash (1972)	
EDUCATION (excluding schools)		Other	257,350.00	Cancelled, Abated or Adjusted (1972)	
Libraries	5,250.00	Total	1,291,350.00	Balance December 31, 1972	20,205.00
Other Educational Services		EQUALIZED VALUATION BASIS		CURRENT FINANCES DECEMBER 31, 1972	
STATUTORY EXPENDITURES		FOR NET DEBT COMPUTATION	48,264,000.67	ASSETS	
Pensions & F. I. C. A.	39,620.00	REAL PROPERTY VALUATIONS		Cash Dec. 31, 1972	365,102.00
Employee Fringe Benefits	14,100.00	Code Class # of Parcels % VAL'N		Taxes Receivable	150,320.97
Other Statutory Expenditures		1 Vacant Land 291 2.20		Tax Title Liens	4,048.92
MUNICIPAL FUNCTIONS		2 Residential 1576 61.76		Foreclosed Property	20,205.00
CAPITAL IMPROVEMENTS		3 Farm 8 .17		Emergencies & Other Deferred Charges	8,200.00
DEBT SERVICE		4a Commercial 225 25.09		State Aid Receivable	5,847.35
Principal Payments	15,000.00	4b Industrial 10 5.58		Other Receivables	86,161.01
Interest Payments	7,654.00	4c Apartments 14 5.20		Total	647,885.25
DEFERRED CHARGES		2128 Total		LIABILITIES, RESERVES, AND SURPLUS	
SCHOOL, COUNTY, SPECIAL DISTRICT TAXES	33,712.00	Land Area 3.70 Sq. Miles		Cash Liabilities	112,235.35
RESERVE FOR UNCOLLECTED TAXES	2,100,166.84	Net Valuation Taxable-Municipal	40,276,428.00	Reserves for Receivables	260,735.50
EMERGENCY EMPLOYMENT ACT OF 1971	163,000.00	Net Valuation Taxable-County	55,960,312.00	Surplus Dec. 31,	274,914.00
EXPENDITURES TOTAL	2,943,022.25	State Equalization Ratio	73.17	Total	647,885.25

1971/3000

0239

Population 1970 18,096
 Population 1972 18,230
 S & P Rating
 Moody Rating

General Tax Rate Per \$100. 2.61
 State Equalized Tax Rate 2.47

NORTH ARLINGTON BOROUGH — BERGEN CO.
 Form of Government:
 Borough Council
 Number of Members on Governing Body 6

PER CAPITA:
 Gross Debt 89.72
 Net Debt 54.70
 Debt Service 3.25
 Total Tax Levy 216.49
 Municipal Expenditures 111.04

PER CENT:
 Gross Debt 1.12
 Net Debt .69
 Tax Levy Collected 98.31
 Tax Levy Cancelled, Abated or Adjusted .59

EXPENDITURES		REVENUES-REALIZED		1972 PROPERTY TAX	
GENERAL GOVERNMENT				STATE EQUALIZED TAX RATE — 1.32	
Governing Body & Public Boards		1972 Property Taxes Collected	3,888,999.67	Local District School Taxes	2,145,550.81
Municipal Clerk	8,000.00	1972 Payments in Lieu of Taxes		Regional & Consolidated School Tax	
Financial Administration	5,350.00	Delinquent Tax & Lien Collections	19,133.34	School Taxes in Municipal Budget	
Assessment of Taxes	38,422.50	Business Personalty Replacement Taxes	117,325.63	County Taxes	562,664.68
Collection of Taxes	6,100.00	Taxes from Public Utilities	252,837.88	County Library Taxes	
Planning, Housing & Development		Other Miscellaneous Tax Revenues		Local Municipal Purpose Taxes	1,211,761.44
Human Resources	3,875.00	State Aid Revenues	80,410.06	Veteran & Senior Citizen Taxes	95,130.00
Elections	171,000.00	Federal Aid Revenues	37,250.28	Total Taxes for Rate Computation	4,015,106.93
General Administration (other)		State and Local Fiscal Assistance Act Utilized		Special District Taxes	
JUDICIARY		Sale of Acquired Property		Bank Stock Taxes	5,123.35
Municipal Courts	26,775.00	Other Miscellaneous Revenues	129,133.22	Added and Omitted Taxes	21,496.89
PUBLIC SAFETY		Other Revenues, Revenue Sharing Tax Effort	24,950.73	Total Taxes Levied - ABSTRACT	3,546,597.17
Fire Protection	49,500.00	Total	4,550,040.81	Total Taxes Billed	3,555,818.93
Police Protection	574,500.00	Prior Years Surplus Appropriated	175,000.00	1972 TAXES COLLECTED	3,888,599.67
Civil Defense & Disaster Control	3,175.00	REVENUES TOTAL	4,725,040.81	1972 Taxes Cancelled, Abated or Adjusted	23,242.77
Environmental Inspection & Control	3,970.00	CAPITAL OUTLAY TOTAL	125,407.25	Transfer to Tax Title Liens or Foreclosed	107.01
Other Public Safety				Balance Outstanding Dec. 31, 1972	43,469.48
PUBLIC WORKS				PRIOR YEARS TAXES OUTSTANDING	
Streets and Drainage	274,245.00	Public Enterprises		Balance January 1, 1972	20,588.55
Sewers and Sewage Processing	15,740.00	Recreation—Culture	368.42	Collected in 1972	19,016.25
Garbage and Trash Disposal	187,450.00	Public Works	110,671.49	Cancelled, Abated or Adjusted 1972	617.50
Public Buildings and Grounds	25,900.00	Buildings and Grounds	14,367.34	Transfers to Tax Title Liens or Foreclosed	
Other Public Works	10,000.00	Library and Education		Balance December 31, 1972	954.80
HEALTH and WELFARE		Conservation		TAX TITLE LIENS OUTSTANDING	
Health Services Except Environmental	95,545.00	All Other		Balance January 1, 1972	4,987.21
Welfare-Public Assistance	5,000.00	CAPITAL DEBT AUTHORIZED, DECEMBER 31, 1972		Transfers From Taxes	107.01
Hospitals, Clinics, First Aid	4,000.00	ISSUED AND UNISSUED GROSS DEBT NET DEBT		Redeemed in 1972	117.09
Animal, Insect, & Rodent Control	2,400.00	School 568,306		Cancelled, Abated or Adjusted (1972)	
Other Welfare Services		Self-liquidating 70,000		Transfers to Foreclosed Property	
RECREATION and CONSERVATION		Other 997,200	997,200	Balance December 31, 1972	4,977.13
Beaches and Boardwalks		Total 1,635,506	997,200	PROPERTY ACQUIRED BY DEED OR FORECLOSURE	
Parks, Playgrounds, Shade Trees	59,000.00			Balance January 1, 1972	24,065.00
Land Reclamation & Conservation		ISSUED AND OUTSTANDING		Transfers From Taxes or Liens	
Other Recreational Services	7,500.00	School 568,000.00		Sale for Cash (1972)	
EDUCATION (excluding schools)		Self-Liquidating 57,000.00		Cancelled, Abated or Adjusted (1972)	
Libraries	43,950.00	Other 665,000.00	1,290,000.00	Balance December 31, 1972	24,065.00
Other Educational Services		Total		CURRENT FINANCES DECEMBER 31, 1972	
STATUTORY EXPENDITURES		EQUALIZED VALUATION BASIS FOR NET DEBT COMPUTATION	145,474,519.33	ASSETS	
Pensions & F. I. C. A.	55,400.00	REAL PROPERTY VALUATIONS		Cash Dec. 31, 1972	363,641.77
Employee Fringe Benefits	32,200.00	Code Class # of Parcels % VAL'N		Taxes Receivable	44,424.28
Other Statutory Expenditures		1 Vacant Land 120 1.31	2,006,550.00	Tax Title Liens	4,977.13
MUNICIPAL FUNCTIONS TOTAL	1,749,437.50	2 Residential 3610 78.07	119,713,950.00	Foreclosed Property	24,065.00
CAPITAL IMPROVEMENTS *MEMO*		3 Farm		Emergencies & Other Deferred Charges	81,400.00
DEBT SERVICE		4a Commercial 187 7.27	11,141,800.00	State Aid Receivable	10,588.00
Principal Payments	33,900.00	4b Industrial 71 4.46	6,835,000.00	Other Receivables	7,795.39
Interest Payments	25,313.00	4c Apartments 40 8.90	13,653,600.00	Total	537,291.57
DEFERRED CHARGES	36,007.60	4028 Total	153,350,900.00	LIABILITIES, RESERVES, AND SURPLUS	
SCHOOL, COUNTY, SPECIAL DISTRICT TAXES	2,708,215.49	Land Area 2.50 Sq. Miles		Cash Liabilities	174,614.75
RESERVE FOR UNCOLLECTED TAXES	140,582.24	Net Valuation Taxable-Municipal	154,073,321.00	Reserves for Receivables	81,261.80
EMERGENCY EMPLOYMENT ACT OF 1971	38,978.00	Net Valuation Taxable-County	147,275,242.00	Surplus Dec. 31,	281,415.02
EXPENDITURES TOTAL	4,732,433.83	State Equalization Ratio	94.73	Total	537,291.57

0908

Population 1970 **47,751**
 Population 1972 **48,905**
 S & P Rating **BBB**
 Moody Rating **BAA**

General Tax Rate Per \$100. **6.19**
 State Equalized Tax Rate **4.27**

NORTH BERGEN TOWNSHIP — HUDSON COUNTY

Form of Government:

Commission (1911)

Number of Members on Governing Body 5

PER CAPITA:

Gross Debt **389.33**
 Net Debt **217.98**
 Debt Service **30.53**
 Total Tax Levy **384.00**
 Municipal Expenditures **202.83**

PER CENT:

Gross Debt **4.85**
 Net Debt **2.74**
 Tax Levy Collected **94.28**
 Tax Levy Cancelled, Abated or Adjusted **1.26**

EXPENDITURES		REVENUES-REALIZED		1972 PROPERTY TAX	
GENERAL GOVERNMENT		1972 Property Taxes Collected		STATE EQUALIZED TAX RATE	
Governing Body & Public Boards	32,520.00	17,637,191.53		Local District School Taxes 1.25	
Municipal Clerk	71,388.00	41,004.09		Regional & Consolidated School Tax	
Financial Administration	61,760.00	505,693.94		School Taxes in Municipal Budget .11	
Assessment of Taxes	70,255.00	645,155.07		County Taxes 1.32	
Collection of Taxes	7,750.00	786,597.65		County Library Taxes	
Planning, Housing & Development	21,500.00	363,279.83		Local Municipal Purpose Taxes 1.55	
Human Resources	10,400.00	282,617.60		Veteran & Senior Citizen Taxes .04	
Elections	647,894.46	800.00		Total Taxes for Rate Computation 4.27	
General Administration (other)	45,000.00	418,308.26		Special District Taxes	
JUDICIARY	1,643,692.00	144,777.35		Bank Stock Taxes	
Municipal Courts	1,704,356.00	20,825,425.32		Added and Omitted Taxes	
PUBLIC SAFETY	1,000.00	100,000.00		Total Taxes Levied - ABSTRACT	
Fire Protection	70,330.00	20,925,425.32		Total Taxes Billed	
Police Protection	7,260.00	414,401.80		1972 TAXES COLLECTED	
Civil Defense & Disaster Control	641,300.00	1,942.40		1972 Taxes Cancelled, Abated or Adjusted	
Environmental Inspection & Control	537,500.00	27,875.00		Transfer to Tax Title Liens or Foreclosed	
Other Public Safety	81,300.00	59,429.80		Balance Outstanding Dec. 31, 1972	
PUBLIC WORKS	118,080.00	96,431.80		PRIOR YEARS TAXES OUTSTANDING	
Streets and Drainage	125,536.00	228,722.80		Balance January 1, 1972	
Sewers and Sewage Processing	7,100.00	10,660,250		Collected in 1972	
Garbage and Trash Disposal	3,000.00	10,660,250		Cancelled, Abated or Adjusted 1972	
Public Buildings and Grounds	241,800.00	492,000		Transfers to Tax Title Liens or Foreclosed	
Other Public Works	171,000.00	18,630,000.00		Balance December 31, 1972	
HEALTH and WELFARE	604,000.00	389,765,030.67		TAX TITLE LIENS OUTSTANDING	
Health Services Except Environmental	100,000.00	7,862,000.00		Balance January 1, 1972	
Welfare-Public Assistance	7,000.00	492,000.00		Transfers From Taxes	
Hospitals, Clinics, First Aid	3,000.00	10,276,000.00		Redeemed in 1972	
Animal, Insect, & Rodent Control	258,808.10	18,630,000.00		Cancelled, Abated or Adjusted (1972)	
Other Welfare Services	11,731,895.26	298,596,303.00		Transfers to Foreclosed Property	
RECREATION and CONSERVATION	1,035,239.57	302,646,149.00		Balance December 31, 1972	
Beaches and Boardwalks	66,709.62	424,376,106.00		PROPERTY ACQUIRED BY DEED OR FORECLOSURE	
Parks, Playgrounds, Shade Trees	21,651,374.01	69.06		Balance January 1, 1972	
Land Reclamation & Conservation				Transfers From Taxes or Liens	
Other Recreational Services				Sale for Cash (1972)	
EDUCATION (excluding schools)				Cancelled, Abated or Adjusted (1972)	
Libraries				Balance December 31, 1972	
Other Educational Services				CURRENT FINANCES DECEMBER 31, 1972	
STATUTORY EXPENDITURES				ASSETS	
Pensions & F. I. C. A.				Cash Dec. 31, 1972	
Employee Fringe Benefits				Taxes Receivable	
Other Statutory Expenditures				Tax Title Liens	
MUNICIPAL FUNCTIONS				Foreclosed Property	
CAPITAL IMPROVEMENTS				Emergencies & Other Deferred Charges	
DEBT SERVICE				State Aid Receivable	
Principal Payments				Other Receivables	
Interest Payments				Total	
TYPE I SCHL DEBT *MEMO				LIABILITIES, RESERVES, AND SURPLUS	
DEFERRED CHARGES				Cash Liabilities	
SCHOOL, COUNTY, SPECIAL DISTRICT TAXES				Reserves for Receivables	
RESERVE FOR UNCOLLECTED TAXES				Surplus Dec. 31,	
EMERGENCY EMPLOYMENT ACT OF 1971				Total	
EXPENDITURES					

1971/3000

* ABOVE DEBT SERVICE INCLUDES TYPE I SCHOOL DEBT

- 425 -

1215

Population 1970 16,691
 Population 1972 17,140
 S & P Rating A
 Moody Rating A

General Tax Rate Per \$100. 5.27
 State Equalized Tax Rate 2.36

NORTH BRUNSWICK TOWNSHIP — MIDDLESEX COUNTY

Form of Government:
 Township Committee
 Number of Members on Governing Body 5

PER CAPITA:
 Gross Debt 1,206.09
 Net Debt 550.99
 Debt Service 13.97
 Total Tax Levy 413.74
 Municipal Expenditures 174.24

PER CENT:
 Gross Debt 7.53
 Net Debt 3.44
 Tax Levy Collected 55.29
 Tax Levy Cancelled, Abated or Adjusted 1.36

EXPENDITURES		REVENUES-REALIZED		1972 PROPERTY TAX	
GENERAL GOVERNMENT		1972 Property Taxes Collected		STATE EQUALIZED TAX RATE	5,374,816.00
Governing Body & Public Boards		1972 Payments in Lieu of Taxes	6,744,782.56	Local District School Taxes 1.80	
Municipal Clerk	30,700.00	Delinquent Tax & Lien Collections	135,000.06	Regional & Consolidated School Tax	
Financial Administration	35,500.00	Business Personalty Replacement Taxes	843,280.40	School Taxes in Municipal Budget	
Assessment of Taxes	33,100.00	Taxes from Public Utilities	578,758.63	County Taxes .54	1,626,400.04
Collection of Taxes	59,505.00	Other Miscellaneous Tax Revenues	78,555.76	County Library Taxes	
Planning, Housing & Development	1,000.00	State Aid Revenues	26,167.29	Local Municipal Purpose Taxes	
Human Resources	4,100.00	Federal Aid Revenues		Veteran & Senior Citizen Taxes .03	87,770.00
Elections	215,860.00	State and Local Fiscal Assistance Act Utilized		Total Taxes for Rate Computation 2.37	7,088,986.04
General Administration (other)		Sale of Acquired Property	1,079,730.69	Special District Taxes	
JUDICIARY	21,500.00	Other Miscellaneous Revenues	156,644.91	Bank Stock Taxes	13,471.67
Municipal Courts		Other Revenues, Revenue Sharing Tax Effort	72,716.56	Added and Omitted Taxes	76,731.19
PUBLIC SAFETY	35,000.00	Total	5,715,637.26	Total Taxes Levied - ABSTRACT	7,091,418.90
Fire Protection	517,340.00	Prior Years Surplus Appropriated	685,711.20	Total Taxes Billed	7,077,547.23
Police Protection	6,000.00	REVENUES TOTAL	10,401,348.46	1972 TAXES COLLECTED	6,744,782.56
Civil Defense & Disaster Control	30,550.00	CAPITAL OUTLAY TOTAL	887,114.89	1972 Taxes Cancelled, Abated or Adjusted	56,428.36
Environmental Inspection & Control		Public Enterprises	299,522.13	Transfer to Tax Title Liens or Foreclosed	16,771.63
Other Public Safety		Recreation—Culture	1,678.28	Balance Outstanding Dec. 31, 1972	219,964.68
PUBLIC WORKS	444,650.00	Public Works	88,432.08	PRIOR YEARS TAXES OUTSTANDING	
Streets and Drainage		Buildings and Grounds	10,945.26	Balance January 1, 1972	129,162.44
Sewers and Sewage Processing	203,700.00	Library and Education	486,537.14	Collected in 1972	124,588.21
Garbage and Trash Disposal	47,250.00	Conservation		Cancelled, Abated or Adjusted 1972	59.66
Public Buildings and Grounds	30,600.00	All Other		Transfers to Tax Title Liens or Foreclosed	5,627.18
Other Public Works		CAPITAL DEBT AUTHORIZED, DECEMBER 31, 1972		Balance December 31, 1972	8,847.39
HEALTH and WELFARE	4,925.00	ISSUED AND UNISSUED		TAX TITLE LIENS OUTSTANDING	
Health Services Except Environmental	8,550.00	School	11,801,000	Balance January 1, 1972	25,134.41
Welfare-Public Assistance	1,500.00	Self-liquidating	2,124,350	Transfers From Taxes	23,378.55
Hospitals, Clinics, First Aid	4,300.00	Other	6,747,000	Redeemed in 1972	10,411.85
Animal, Insect, & Rodent Control		Total	20,672,350	Cancelled, Abated or Adjusted (1972)	4,000.00
Other Welfare Services		ISSUED AND OUTSTANDING		Transfers to Foreclosed Property	
RECREATION and CONSERVATION	109,450.00	School	7,501,000.00	Balance December 31, 1972	34,101.11
Beaches and Boardwalks	4,520.00	Self-Liquidating	2,036,000.00	PROPERTY ACQUIRED BY DEED OR FORECLOSURE	
Parks, Playgrounds, Shade Trees		Other	3,161,000.00	Balance January 1, 1972	1,151,950.09
Land Reclamation & Conservation		Total	12,698,000.00	Transfers From Taxes or Liens	
Other Recreational Services		EQUALIZED VALUATION BASIS		Sale for Cash (1972)	297,000.00
EDUCATION (excluding schools)	77,000.00	FOR NET DEBT COMPUTATION	274,571,272.33	Cancelled, Abated or Adjusted (1972)	814,935.84
Libraries	100,000.00	REAL PROPERTY VALUATIONS		Balance December 31, 1972	40,014.25
Other Educational Services		Code Class # of Parcels % VAL'N		CURRENT FINANCES DECEMBER 31, 1972	
STATUTORY EXPENDITURES	113,525.88	1 Vacant Land 1376 11.12	14,796,850.00	ASSETS	
Pensions & F. I. C. A.	40,900.00	2 Residential 3785 45.08	60,012,250.00	Cash Dec. 31, 1972	1,311,545.29
Employee Fringe Benefits		3 Farm 45 .64	849,300.00	Taxes Receivable	228,812.07
Other Statutory Expenditures		4a Commercial 192 10.28	13,685,535.00	Tax Title Liens	34,101.11
MUNICIPAL FUNCTIONS	2,226,225.88	4b Industrial 37 28.27	37,626,825.00	Foreclosed Property	40,014.25
CAPITAL IMPROVEMENTS	609,000.00	4c Apartments 12 4.61	6,138,750.00	Emergencies & Other Deferred Charges	86,228.18
DEBT SERVICE	81,000.00	Total	133,109,910.00	State Aid Receivable	70,630.03
Principal Payments	158,466.00	Land Area 12.00 Sq. Miles		Other Receivables	57,052.88
Interest Payments		Net Valuation Taxable-Municipal	134,323,136.00	Total	1,868,383.81
DEFERRED CHARGES	263,888.12	Net Valuation Taxable-County	299,163,568.00	LIABILITIES, RESERVES, AND SURPLUS	
SCHOOL, COUNTY, SPECIAL DISTRICT TAXES	220,000.00	State Equalization Ratio	44.89	Cash Liabilities	252,338.41
RESERVE FOR UNCOLLECTED TAXES	36,875.00			Reserves for Receivables	399,980.31
EMERGENCY EMPLOYMENT ACT OF 1971				Surplus Dec. 31,	1,116,065.09
EXPENDITURES TOTAL	9,587,671.04			Total	1,868,383.81

0715

Population 1970 6,664
 Population 1972 6,800
 S & P Rating
 Moody Rating BAA-1

General Tax Rate Per \$100. 4.32
 State Equalized Tax Rate 4.65

NORTH CALDWELL BOROUGH — ESSEX COUNTY
 Form of Government:
 Borough Council
 Number of Members on Governing Body 6

PER CAPITA:
 Gross Debt 612.59
 Net Debt 293.77
 Debt Service 16.63
 Total Tax Levy 535.82
 Municipal Expenditures 145.57

PER CENT:
 Gross Debt 5.88
 Net Debt 2.82
 Tax Levy Collected 57.18
 Tax Levy Cancelled, Abated or Adjusted .75

EXPENDITURES		REVENUES-REALIZED		1972 PROPERTY TAX	
GENERAL GOVERNMENT				STATE EQUALIZED TAX RATE	
Governing Body & Public Boards		1972 Property Taxes Collected	3,545,881.53	Local District School Taxes 1.24	572,086.25
Municipal Clerk		1972 Payments in Lieu of Taxes		Regional & Consolidated School Tax 1.46	1,146,327.51
Financial Administration	5,788.00	Delinquent Tax & Lien Collections	51,159.61	School Taxes in Municipal Budget	
Assessment of Taxes	6,670.00	Business Personality Replacement Taxes	16,307.89	County Taxes 1.28	1,003,553.81
Collection of Taxes	11,413.06	Taxes from Public Utilities	105,295.96	County Library Taxes	
Planning, Housing & Development	13,045.00	Other Miscellaneous Tax Revenues		Local Municipal Purpose Taxes .65	507,825.68
Human Resources	5,000.00	State Aid Revenues	25,431.36	Veteran & Senior Citizen Taxes .03	26,110.00
Elections	804.55	Federal Aid Revenues		Total Taxes for Rate Computation 4.66	3,656,303.25
General Administration (other)	54,455.48	State and Local Fiscal Assistance Act Utilized		Special District Taxes	
JUDICIARY		Sale of Acquired Property	100.00	Bank Stock Taxes	
Municipal Courts	11,166.55	Other Miscellaneous Revenues	70,791.07	Added and Omitted Taxes	13,356.32
PUBLIC SAFETY		Other Revenues, Revenue Sharing Tax Effort	83,078.71	Total Taxes Levied - ABSTRACT	3,643,589.57
Fire Protection	15,458.00	Total	3,542,036.13	Total Taxes Billed	3,648,770.28
Police Protection	175,462.00	Prior Years Surplus Appropriated	183,000.00	1972 TAXES COLLECTED	3,545,881.53
Civil Defense & Disaster Control	100.00	REVENUES TOTAL	4,125,036.12	1972 Taxes Cancelled, Abated or Adjusted	27,431.92
Environmental Inspection & Control	5,000.00			Transfer to Tax Title Liens or Foreclosed	2,289.60
Other Public Safety		CAPITAL OUTLAY TOTAL	78,863.34	Balance Outstanding Dec. 31, 1972	73,167.23
PUBLIC WORKS				PRIOR YEARS TAXES OUTSTANDING	
Streets and Drainage	50,764.05	Public Enterprises		Balance January 1, 1972	92,274.48
Sewers and Sewage Processing	76,056.11	Recreation—Culture		Collected in 1972	51,159.61
Garbage and Trash Disposal	120,000.00	Public Works	78,863.34	Cancelled, Abated or Adjusted 1972	577.85
Public Buildings and Grounds	23,790.00	Buildings and Grounds		Transfers to Tax Title Liens or Foreclosed	141.72
Other Public Works		Library and Education		Balance December 31, 1972	495.30
HEALTH and WELFARE		Conservation		TAX TITLE LIENS OUTSTANDING	
Health Services Except Environmental	10,253.88	All Other		Balance January 1, 1972	4,944.35
Welfare—Public Assistance	400.00			Transfers From Taxes	2,493.85
Hospitals, Clinics, First Aid		CAPITAL DEBT AUTHORIZED, DECEMBER 31, 1972		Redeemed in 1972	
Animal, Insect, & Rodent Control		ISSUED AND UNISSUED GROSS DEBT NET DEBT		Cancelled, Abated or Adjusted (1972)	
Other Welfare Services		School 1,462,578		Transfers to Foreclosed Property	
RECREATION and CONSERVATION		Self-liquidating 276,474	72,407	Balance December 31, 1972	7,438.28
Beaches and Boardwalks		Other 2,426,150	1,925,258	PROPERTY ACQUIRED BY DEED OR FORECLOSURE	
Parks, Playgrounds, Shade Trees	10,713.00	Total 4,165,602	1,997,666	Balance January 1, 1972	29,000.00
Land Reclamation & Conservation				Transfers From Taxes or Liens	
Other Recreational Services		ISSUED AND OUTSTANDING		Sale for Cash (1972)	100.00
EDUCATION (excluding schools)		School 1,462,578.58		Cancelled, Abated or Adjusted (1972)	300.00
Libraries		Self-Liquidating 188,000.00		Balance December 31, 1972	28,600.00
Other Educational Services		Other 1,817,200.00	3,468,178.58	CURRENT FINANCES DECEMBER 31, 1972	
STATUTORY EXPENDITURES		EQUALIZED VALUATION BASIS FOR NET DEBT COMPUTATION	70,876,598.33	ASSETS	
Pensions & F. I. C. A.	26,272.03	REAL PROPERTY VALUATIONS		Cash Dec. 31, 1972	1,436,433.15
Employee Fringe Benefits	12,700.00	Code Class # of Parcels % VAL'N ASSESSED VALUATION		Taxes Receivable	73,662.53
Other Statutory Expenditures		1 Vacant Land 219 3.36 2,834,300.00		Tax Title Liens	7,438.28
MUNICIPAL FUNCTIONS	719,391.79	2 Residential 1470 92.50 78,071,800.00		Foreclosed Property	28,600.00
CAPITAL IMPROVEMENTS	15,600.00	3 Farm 7 .14 122,500.00		Emergencies & Other Deferred Charges	24,213.78
DEBT SERVICE		4a Commercial 21 3.42 2,889,100.00		State Aid Receivable	16,427.00
Principal Payments	23,542.95	4b Industrial 9 .57 484,500.00		Other Receivables	912.32
Interest Payments	89,563.75	4c Apartments 1726 Total 84,402,600.00		Total	1,587,687.06
DEFERRED CHARGES	23,560.65	Land Area 2.50 Sq. Miles		LIABILITIES, RESERVES, AND SURPLUS	
SCHOOL, COUNTY, SPECIAL DISTRICT TAXES	3,122,367.57			Cash Liabilities	1,240,835.84
RESERVE FOR UNCOLLECTED TAXES	151,036.47	Net Valuation Taxable-Municipal	84,738,600.00	Reserves for Receivables	110,613.13
EMERGENCY EMPLOYMENT ACT OF 1971		Net Valuation Taxable-County	72,584,911.00	Surplus Dec. 31,	236,234.09
EXPENDITURES	4,135,463.26	State Equalization Ratio	107.84	Total	1,587,687.06

1971

Population 1970 7,614
 Population 1972 7,760
 S & P Rating
 Moody Rating

General Tax Rate Per \$100. 4.29
 State Equalized Tax Rate 2.87

NORTH HALEDON BOROUGH — PASSAIC CO.
 Form of Government:
 Borough Council
 Number of Members on Governing Body 6

PER CAPITA:
 Gross Debt 364.16
 Net Debt 63.43
 Debt Service 4.94
 Total Tax Levy 336.05
 Municipal Expenditures 104.59

PER CENT:
 Gross Debt 3.42
 Net Debt .59
 Tax Levy Collected 96.54
 Tax Levy Cancelled, Abated or Adjusted .10

EXPENDITURES		REVENUES-REALIZED		1972 PROPERTY TAX	
GENERAL GOVERNMENT				STATE EQUALIZED TAX RATE —→	
Governing Body & Public Boards		1972 Property Taxes Collected	2,537,791.79	Local District School Taxes .93	853,741.00
Municipal Clerk		1972 Payments in Lieu of Taxes		Regional & Consolidated School Tax .82	746,997.96
Financial Administration	5,877.00	Delinquent Tax & Lien Collections	58,589.38	School Taxes in Municipal Budget	
Assessment of Taxes	8,335.00	Business Personalty Replacement Taxes	29,338.81	County Taxes .64	582,015.82
Collection of Taxes	5,550.00	Taxes from Public Utilities	111,867.03	County Library Taxes	
Planning, Housing & Development	4,970.00	Other Miscellaneous Tax Revenues		Local Municipal Purpose Taxes .43	355,429.60
Human Resources	842.00	State Aid Revenues	56,698.33	Veteran & Senior Citizen Taxes .05	50,240.00
Elections	1,525.00	Federal Aid Revenues	19,906.64	Total Taxes for Rate Computation 2.87	2,628,424.38
General Administration (other)	55,339.00	State and Local Fiscal Assistance Act Utilized		Special District Taxes	
JUDICIARY		Sale of Acquired Property		Bank Stock Taxes	1,579.40
Municipal Courts	6,550.00	Other Miscellaneous Revenues	33,561.07	Added and Omitted Taxes	27,977.24
PUBLIC SAFETY		Other Revenues, Revenue Sharing Tax Effort	28,680.51	Total Taxes Levied - ABSTRACT	2,607,741.02
Fire Protection	21,250.00	Total	2,916,433.56	Total Taxes Billed	2,628,665.99
Police Protection	153,836.00	Prior Years Surplus Appropriated	98,000.00	1972 TAXES COLLECTED	2,537,751.79
Civil Defense & Disaster Control	1,730.00	REVENUES TOTAL	3,014,433.56	1972 Taxes Cancelled, Abated or Adjusted	2,512.04
Environmental Inspection & Control	7,650.00	CAPITAL OUTLAY TOTAL	5,670.10	Transfer to Tax Title Liens or Foreclosed	314.05
Other Public Safety				Balance Outstanding Dec. 31, 1972	88,052.11
PUBLIC WORKS				PRIOR YEARS TAXES OUTSTANDING	
Streets and Drainage	95,840.00	Public Enterprises		Balance January 1, 1972	57,024.71
Sewers and Sewage Processing	62,000.00	Recreation—Culture		Collected in 1972	51,189.88
Garbage and Trash Disposal	75,000.00	Public Works	1,455.14	Cancelled, Abated or Adjusted 1972	
Public Buildings and Grounds	11,568.00	Buildings and Grounds	4,214.96	Transfers to Tax Title Liens or Foreclosed	35.50
Other Public Works		Library and Education		Balance December 31, 1972	5,799.33
HEALTH and WELFARE		Conservation		TAX TITLE LIENS OUTSTANDING	
Health Services Except Environmental	7,600.00	All Other		Balance January 1, 1972	5,172.77
Welfare-Public Assistance	1,150.00	CAPITAL DEBT AUTHORIZED, DECEMBER 31, 1972		Transfers From Taxes	378.40
Hospitals, Clinics, First Aid	1,000.00	ISSUED AND UNISSUED GROSS DEBT NET DEBT		Redeemed in 1972	7,399.50
Animal, Insect, & Rodent Control		School 2,333,632		Cancelled, Abated or Adjusted (1972)	
Other Welfare Services		Self-liquidating 492,233	492,233	Transfers to Foreclosed Property	1,635.63
RECREATION and CONSERVATION		Other 2,825,866	492,233	Balance December 31, 1972	516.04
Beaches and Boardwalks		ISSUED AND OUTSTANDING		PROPERTY ACQUIRED BY DEED OR FORECLOSURE	
Parks, Playgrounds, Shade Trees	17,485.00	School 2,260,556.42		Balance January 1, 1972	37,500.00
Land Reclamation & Conservation	10,260.00	Self-Liquidating 57,565.82		Transfers From Taxes or Liens	6,400.00
Other Recreational Services	8,178.00	Other 2,318,522.24		Sale for Cash (1972)	
EDUCATION (excluding schools)		Total		Cancelled, Abated or Adjusted (1972)	
Libraries	46,340.00	EQUALIZED VALUATION BASIS FOR NET DEBT COMPUTATION	82,735,563.67	Balance December 31, 1972	43,900.00
Other Educational Services	1,783.65	REAL PROPERTY VALUATIONS		CURRENT FINANCES DECEMBER 31, 1972	
STATUTORY EXPENDITURES		Code Class # of Parcels % VAL'N ASSESSED VALUATION		ASSETS	
Pensions & F. I. C. A.	26,532.35	1 Vacant Land 188 4.68 2,855,800.00		Cash Dec. 31, 1972	348,650.66
Employee Fringe Benefits	5,750.00	2 Residential 2128 89.64 54,728,800.00		Taxes Receivable	93,851.44
Other Statutory Expenditures		3 Farm 10 .43 260,600.00		Tax Title Liens	516.04
MUNICIPAL FUNCTIONS TOTAL	660,347.00	4a Commercial 41 3.95 2,412,300.00		Foreclosed Property	43,900.00
CAPITAL IMPROVEMENTS *MEMC*	15,000.00	4b Industrial 8 1.30 795,100.00		Emergencies & Other Deferred Charges	138,747.92
DEBT SERVICE		4c Apartments 2375 Total 61,052,600.00		State Aid Receivable	22,358.83
Principal Payments	38,049.64	Land Area 3.50 Sq. Miles		Other Receivables	1,800.00
Interest Payments	300.00	Net Valuation Taxable-Municipal	61,325,719.00	Total	645,824.89
DEFERRED CHARGES	23,468.27	Net Valuation Taxable-County	86,062,505.00	LIABILITIES, RESERVES, AND SURPLUS	
SCHOOL, COUNTY, SPECIAL DISTRICT TAXES	2,182,754.78	State Equalization Ratio 67.03		Cash Liabilities	171,817.01
RESERVE FOR UNCOLLECTED TAXES	77,443.41			Reserves for Receivables	140,067.48
EMERGENCY EMPLOYMENT ACT OF 1971	11,559.20			Surplus Dec. 31, Total	337,540.40
EXPENDITURES TOTAL	2,954,362.30				645,824.89

0326

Population 1970 9,858
 Population 1972 9,585
 S & P Rating
 Moody Rating

General Tax Rate Per \$100. 2.50
 State Equalized Tax Rate 1.59

NORTH HANOVER TOWNSHIP — BURLINGTON COUNTY

Form of Government:
 Township Committee
 Number of Members on Governing Body 5

PER CAPITA: 20.47
 Gross Debt
 Net Debt
 Debt Service 36.64
 Total Tax Levy 34.61
 Municipal Expenditures

PER CENT: 1.23
 Gross Debt
 Net Debt
 Tax Levy Collected 52.80
 Tax Levy Cancelled, Abated or Adjusted .41

EXPENDITURES		REVENUES-REALIZED		1972 PROPERTY TAX	
GENERAL GOVERNMENT				STATE EQUALIZED TAX RATE	
Governing Body & Public Boards		1972 Property Taxes Collected	327,469.33	Local District School Taxes .15	27,410.00
Municipal Clerk		1972 Payments in Lieu of Taxes		Regional & Consolidated School Tax 1.12	201,681.46
Financial Administration	4,200.00	Delinquent Tax & Lien Collections	30,209.67	School Taxes in Municipal Budget	
Assessment of Taxes	5,200.00	Business Personalty Replacement Taxes	11,545.69	County Taxes .64	114,610.59
Collection of Taxes	3,161.00	Taxes from Public Utilities	96,720.34	County Library Taxes .03	4,637.43
Planning, Housing & Development	4,250.00	Other Miscellaneous Tax Revenues		Local Municipal Purpose Taxes	
Human Resources		State Aid Revenues	40,630.79	Veteran & Senior Citizen Taxes .04	7,570.00
Elections		Federal Aid Revenues		Total Taxes for Rate Computation 1.98	355,909.48
General Administration (other)	27,620.00	State and Local Fiscal Assistance Act Utilized		Special District Taxes	
JUDICIARY		Sale of Acquired Property		Bank Stock Taxes	241.33
Municipal Courts	8,500.00	Other Miscellaneous Revenues	32,906.72	Added and Omitted Taxes	2,590.50
PUBLIC SAFETY		Other Revenues, Revenue Sharing Tax Effort	79,687.05	Total Taxes Levied - ABSTRACT	351,171.31
Fire Protection	3,200.00	Total	619,169.59	Total Taxes Billed	352,888.56
Police Protection	24,558.00	Prior Years Surplus Appropriated	77,200.00	1972 TAXES COLLECTED	227,469.33
Civil Defense & Disaster Control	200.00	REVENUES TOTAL	656,369.59	1972 Taxes Cancelled, Abated or Adjusted	1,443.00
Environmental Inspection & Control	2,235.00			Transfer to Tax Title Liens or Foreclosed	
Other Public Safety		CAPITAL OUTLAY TOTAL	2,600.00	Balance Outstanding Dec. 31, 1972	23,576.23
PUBLIC WORKS				PRIOR YEARS TAXES OUTSTANDING	
Streets and Drainage	129,628.33	Public Enterprises		Balance January 1, 1972	30,229.67
Sewers and Sewage Processing		Recreation—Culture		Collected in 1972	30,229.67
Garbage and Trash Disposal	11,200.00	Public Works	2,000.00	Cancelled, Abated or Adjusted 1972	
Public Buildings and Grounds	6,100.00	Buildings and Grounds	600.00	Transfers to Tax Title Liens or Foreclosed	
Other Public Works		Library and Education		Balance December 31, 1972	
HEALTH and WELFARE		Conservation		TAX TITLE LIENS OUTSTANDING	
Health Services Except Environmental	750.00	All Other		Balance January 1, 1972	
Welfare-Public Assistance	4,800.00			Transfers From Taxes	
Hospitals, Clinics, First Aid		CAPITAL DEBT AUTHORIZED, DECEMBER 31, 1972		Redeemed in 1972	
Animal, Insect, & Rodent Control	500.00	ISSUED AND UNISSUED GROSS DEBT NET DEBT		Cancelled, Abated or Adjusted (1972)	
Other Welfare Services		School 196,211		Transfers to Foreclosed Property	
RECREATION and CONSERVATION		Self-Liquidating		Balance December 31, 1972	
Beaches and Boardwalks		Other		PROPERTY ACQUIRED BY DEED OR FORECLOSURE	
Parks, Playgrounds, Shade Trees	3,000.00	Total 196,211		Balance January 1, 1972	
Land Reclamation & Conservation				Transfers From Taxes or Liens	
Other Recreational Services	200.00	ISSUED AND OUTSTANDING		Sale for Cash (1972)	
EDUCATION (excluding schools)		School 196,211.00		Cancelled, Abated or Adjusted (1972)	
Libraries	100.00	Self-Liquidating		Balance December 31, 1972	
Other Educational Services	35,000.00	Other		CURRENT FINANCES DECEMBER 31, 1972	
STATUTORY EXPENDITURES		Total 196,211.00		ASSETS	
Pensions & F. I. C. A.	2,900.00	EQUALIZED VALUATION BASIS		Cash Dec. 31, 1972	245,044.11
Employee Fringe Benefits		FOR NET DEBT COMPUTATION	15,540,342.33	Taxes Receivable	23,576.23
Other Statutory Expenditures		REAL PROPERTY VALUATIONS		Tax Title Liens	
MUNICIPAL FUNCTIONS		Code Class # of Parcels % VAL'N ASSESSED VALUATION		Foreclosed Property	
CAPITAL IMPROVEMENTS *MEMO*	114,000.00	1 Vacant Land 141 4.88 680,550.00		Emergencies & Other Deferred Charges	1,258.00
DEBT SERVICE		2 Residential 343 42.68 5,555,100.00		State Aid Receivable	6,240.00
Principal Payments		3 Farm 225 26.60 3,711,000.00		Other Receivables	323.89
Interest Payments		4a Commercial 53 24.38 3,400,550.00		Total	276,842.23
DEFERRED CHARGES		4b Industrial		LIABILITIES, RESERVES, AND SURPLUS	
SCHOOL, COUNTY, SPECIAL DISTRICT TAXES	4,081.02	4c Apartments 5 1.46 203,900.00		Cash Liabilities	119,053.37
RESERVE FOR UNCOLLECTED TAXES	348,339.48	767 Total 13,551,500.00		Reserves for Receivables	24,300.12
EMERGENCY EMPLOYMENT ACT OF 1971	50,400.00	Land Area 17.28 Sq. Miles		Surplus Dec. 31,	133,488.74
EXPENDITURES TOTAL	680,122.83	Net Valuation Taxable-Municipal	14,281,619.00	Total	276,842.23
		Net Valuation Taxable-County	18,439,412.00		
		State Equalization Ratio	79.66		

1814

Population 1970 21,796
 Population 1972 22,245
 S & P Rating
 Moody Rating

General Tax Rate Per \$100. 10.63
 State Equalized Tax Rate 3.40

NORTH PLAINFIELD BOROUGH — SOMERSET COUNTY
 Form of Government:
 Borough Council
 Number of Members on Governing Body 6

PER CAPITA:
 Gross Debt 124.05
 Net Debt 57.86
 Debt Service 6.90
 Total Tax Levy 271.75
 Municipal Expenditures 100.21

PER CENT:
 Gross Debt 1.72
 Net Debt .80
 Tax Levy Collected 97.64
 Tax Levy Cancelled, Abated or Adjusted .07

EXPENDITURES		REVENUES-REALIZED		1972 PROPERTY TAX	
GENERAL GOVERNMENT				STATE EQUALIZED TAX RATE 2.05	3,701,100.50
Governing Body & Public Boards		1972 Property Taxes Collected	5,502,466.30	Local District School Taxes	
Municipal Clerk	4,400.00	1972 Payments in Lieu of Taxes	26,622.01	Regional & Consolidated School Tax	
Financial Administration	8,174.00	Delinquent Tax & Lien Collections	113,089.92	School Taxes in Municipal Budget	
Assessment of Taxes	31,912.00	Business Personalty Replacement Taxes	76,524.00	County Taxes	.44 757,585.77
Collection of Taxes	500.00	Taxes from Public Utilities	277,285.63	County Library Taxes	.02 37,069.67
Planning, Housing & Development	2,400.00	Other Miscellaneous Tax Revenues		Local Municipal Purpose Taxes	.83 1,452,233.74
Human Resources		State Aid Revenues	96,685.50	Veteran & Senior Citizen Taxes	.06 105,540.00
Elections		Federal Aid Revenues		Total Taxes for Rate Computation	3.40 6,134,525.68
General Administration (other)	212,141.01	State and Local Fiscal Assistance Act Utilized		Special District Taxes	
JUDICIARY		Sale of Acquired Property		Bank Stock Taxes	9,766.26
Municipal Courts	20,797.55	Other Miscellaneous Revenues	105,248.92	Added and Omitted Taxes	6,320.50
PUBLIC SAFETY		Other Revenues, Revenue Sharing Tax Effort	48,743.82	Total Taxes Levied - ABSTRACT	6,045,076.44
Fire Protection	385,601.29	Total	6,646,666.50	Total Taxes Billed	6,045,124.09
Police Protection	550,677.00	Prior Years Surplus Appropriated	30,000.00	1972 TAXES COLLECTED	5,502,466.30
Civil Defense & Disaster Control	3,716.05	REVENUES TOTAL	6,676,666.50	1972 Taxes Cancelled, Abated or Adjusted	3,580.00
Environmental Inspection & Control		CAPITAL OUTLAY TOTAL	43,668.50	Transfer to Tax Title Liens or Foreclosed	4,866.04
Other Public Safety				Balance Outstanding Dec. 31, 1972	123,811.75
PUBLIC WORKS				PRIOR YEARS TAXES OUTSTANDING	
Streets and Drainage	281,516.80	Public Enterprises		Balance January 1, 1972	107,260.84
Sewers and Sewage Processing	4,360.00	Recreation—Culture	1,256.80	Collected in 1972	106,777.61
Garbage and Trash Disposal		Public Works	32,717.30	Cancelled, Abated or Adjusted 1972	
Public Buildings and Grounds	26,737.00	Buildings and Grounds	9,654.40	Transfers to Tax Title Liens or Foreclosed	483.23
Other Public Works		Library and Education		Balance December 31, 1972	
HEALTH and WELFARE		Conservation		TAX TITLE LIENS OUTSTANDING	
Health Services Except Environmental	28,300.00	All Other		Balance January 1, 1972	13,865.21
Welfare-Public Assistance	1,800.00	CAPITAL DEBT AUTHORIZED, DECEMBER 31, 1972		Transfers From Taxes	5,434.64
Hospitals, Clinics, First Aid	13,034.00	ISSUED AND UNISSUED		Redeemed in 1972	6,312.31
Animal, Insect, & Rodent Control		School	1,461,000	Cancelled, Abated or Adjusted (1972)	
Other Welfare Services		Self-liquidating		Transfers to Foreclosed Property	
RECREATION and CONSERVATION		Other	1,298,415	Balance December 31, 1972	12,987.54
Beaches and Boardwalks		Total	2,759,415	PROPERTY ACQUIRED BY DEED OR FORECLOSURE	
Parks, Playgrounds, Shade Trees	41,575.30	ISSUED AND OUTSTANDING		Balance January 1, 1972	10,066.66
Land Reclamation & Conservation		School	1,461,000.00	Transfers From Taxes or Liens	
Other Recreational Services		Self-Liquidating		Sale for Cash (1972)	
EDUCATION (excluding schools)		Other	1,019,713.34	Cancelled, Abated or Adjusted (1972)	
Libraries	71,500.00	Total	2,480,713.34	Balance December 31, 1972	10,066.66
Other Educational Services		EQUALIZED VALUATION BASIS		CURRENT FINANCES DECEMBER 31, 1972	
STATUTORY EXPENDITURES		FOR NET DEBT COMPUTATION	160,556,388.00	ASSETS	
Pensions & F. I. C. A.	136,278.00	REAL PROPERTY VALUATIONS		Cash Dec. 31, 1972	344,411.05
Employee Fringe Benefits	38,500.00	Code Class # of Parcels % VAL'N		Taxes Receivable	123,811.75
Other Statutory Expenditures		1 Vacant Land 165 .48	273,400.00	Tax Title Liens	12,987.54
MUNICIPAL FUNCTIONS TOTAL	1,864,720.00	2 Residential 4334 69.40	39,762,300.00	Foreclosed Property	10,066.66
CAPITAL IMPROVEMENTS *MEMO*		3 Farm		Emergencies & Other Deferred Charges	92,989.30
DEBT SERVICE		4a Commercial 217 12.34	7,072,950.00	State Aid Receivable	3,565.21
Principal Payments	62,582.00	4b Industrial 5 .41	232,250.00	Other Receivables	3,577.78
Interest Payments	90,535.00	4c Apartments 25 17.37	9,553,400.00	Total	601,609.29
DEFERRED CHARGES	30,000.00	4746 Total	57,254,300.00	LIABILITIES, RESERVES, AND SURPLUS	
SCHOOL, COUNTY, SPECIAL DISTRICT TAXES	4,535,755.54	Land Area 2.70 Sq. Miles		Cash Liabilities	166,859.56
RESERVE FOR UNCOLLECTED TAXES	181,000.00	Net Valuation Taxable-Municipal	57,713,600.00	Reserves for Receivables	160,443.73
EMERGENCY EMPLOYMENT ACT OF 1971		Net Valuation Taxable-County	163,050,729.00	Surplus Dec. 31,	274,466.00
EXPENDITURES TOTAL	6,764,552.54	State Equalization Ratio	32.01	Total	601,609.29

1971/2000

0507

Population 1970 3,914
 Population 1972 3,965
 S & P Rating BBR
 Moody Rating

General Tax Rate Per \$100. 3.03
 State Equalized Tax Rate 2.31

NORTH WILDWOOD CITY — CAPE MAY CO.

Form of Government:

City Charter Act (P.L. 1899, c.52)

Number of Members on Governing Body 7

PER CAPITA:

Gross Debt 386.43
 Net Debt 365.78
 Debt Service 30.44
 Total Tax Levy 618.56
 Municipal Expenditures 515.67

PER CENT:

Gross Debt 1.66
 Net Debt 1.55
 Tax Levy Collected 91.27
 Tax Levy Cancelled, Abated or Adjusted .7C

EXPENDITURES		REVENUES-REALIZED		1972 PROPERTY TAX	
GENERAL GOVERNMENT		1972 Property Taxes Collected		STATE EQUALIZED TAX RATE	
Governing Body & Public Boards			2,238,387.39	Local District School Taxes	.65
Municipal Clerk	36,725.00	1972 Payments in Lieu of Taxes		Regional & Consolidated School Tax	
Financial Administration	9,970.00	Delinquent Tax & Lien Collections	199,228.77	School Taxes in Municipal Budget	.02
Assessment of Taxes	37,165.00	Business Personalty Replacement Taxes	72,606.58	County Taxes	.48
Collection of Taxes	6,250.00	Taxes from Public Utilities	106,781.13	County Library Taxes	.02
Planning, Housing & Development		Other Miscellaneous Tax Revenues		Local Municipal Purpose Taxes	1.05
Human Resources	800.00	State Aid Revenues	29,545.45	Veteran & Senior Citizen Taxes	.04
Elections		Federal Aid Revenues		Total Taxes for Rate Computation	2.30
General Administration (other)	221,490.00	State and Local Fiscal Assistance Act Utilized		Special District Taxes	
JUDICIARY		Sale of Acquired Property	307,125.00	Bank Stock Taxes	1,551.77
Municipal Courts	21,675.00	Other Miscellaneous Revenues	100,128.73	Added and Omitted Taxes	47,284.83
PUBLIC SAFETY		Other Revenues, Revenue Sharing Tax Effort	131,216.78	Total Taxes Levied - ABSTRACT	2,452,573.62
Fire Protection	117,670.00	Total	3,185,620.23	Total Taxes Billed	2,452,573.62
Police Protection	345,420.00	Prior Years Surplus Appropriated	418,724.97	1972 TAXES COLLECTED	2,238,387.39
Civil Defense & Disaster Control	4,359.00	REVENUES TOTAL	3,604,345.20	1972 Taxes Cancelled, Abated or Adjusted	17,116.46
Environmental Inspection & Control	30,798.00	CAPITAL OUTLAY TOTAL	397,518.23	Transfer to Tax Title Liens or Foreclosed	11,246.84
Other Public Safety				Balance Outstanding Dec. 31, 1972	165,822.93
PUBLIC WORKS				PRIOR YEARS TAXES OUTSTANDING	
Streets and Drainage	285,430.00	Public Enterprises		Balance January 1, 1972	178,713.78
Sewers and Sewage Processing	73,595.00	Recreation—Culture		Collected in 1972	176,669.33
Garbage and Trash Disposal	102,000.00	Public Works	160,436.03	Cancelled, Abated or Adjusted 1972	
Public Buildings and Grounds	45,630.00	Buildings and Grounds	237,082.20	Transfers to Tax Title Liens or Foreclosed	2,036.91
Other Public Works		Library and Education		Balance December 31, 1972	7.54
HEALTH and WELFARE		Conservation		TAX TITLE LIENS OUTSTANDING	
Health Services Except Environmental	5,810.00	All Other		Balance January 1, 1972	16,366.29
Welfare-Public Assistance	500.00	CAPITAL DEBT AUTHORIZED, DECEMBER 31, 1972		Transfers From Taxes	13,541.46
Hospitals, Clinics, First Aid		ISSUED AND UNISSUED GROSS DEBT NET DEBT		Redeemed in 1972	22,559.44
Animal, Insect, & Rodent Control	2,450.00	School 66,000		Cancelled, Abated or Adjusted (1972)	
Other Welfare Services		Self-liquidating 1,466,195	1,466,195	Transfers to Foreclosed Property	
RECREATION and CONSERVATION		Other 1,532,195	1,466,195	Balance December 31, 1972	7,348.31
Beaches and Boardwalks	88,600.00	ISSUED AND OUTSTANDING		PROPERTY ACQUIRED BY DEED OR FORECLOSURE	
Parks, Playgrounds, Shade Trees		School 66,000.00		Balance January 1, 1972	288,487.00
Land Reclamation & Conservation		Self-Liquidating 1,192,000.00		Transfers From Taxes or Liens	
Other Recreational Services	26,137.00	Other 1,258,000.00		Sale for Cash (1972)	227,725.00
EDUCATION (excluding schools)		Total 1,258,000.00		Cancelled, Abated or Adjusted (1972)	
Libraries		EQUALIZED VALUATION BASIS FOR NET DEBT COMPUTATION	92,275,048.00	Balance December 31, 1972	60,762.00
Other Educational Services		REAL PROPERTY VALUATIONS		CURRENT FINANCES DECEMBER 31, 1972	
STATUTORY EXPENDITURES		Code Class # of Parcels % VAL'N ASSESSED VALUATION		ASSETS	
Pensions & F. I. C. A.	66,850.00	1 Vacant Land 375 4.25 3,425,250.00		Cash Dec. 31, 1972	557,535.07
Employee Fringe Benefits		2 Residential 2889 58.21 46,882,500.00		Taxes Receivable	185,830.47
Other Statutory Expenditures		3 Farm 13,291,500.00		Tax Title Liens	7,348.31
MUNICIPAL FUNCTIONS TOTAL	1,557,324.00	4a Commercial 221 16.50 13,291,500.00		Foreclosed Property	60,762.00
CAPITAL IMPROVEMENTS *MEMC*	41,500.00	4b Industrial 3 .35 281,300.00		Emergencies & Other Deferred Charges	132,130.12
DEBT SERVICE		4c Apartments 196 20.68 16,657,250.00		State Aid Receivable	70,303.16
Principal Payments	70,000.00	Total 80,537,800.00		Other Receivables	10,142.54
Interest Payments	50,676.00	Land Area 1.70 Sq. Miles		Total	1,464,051.67
TYPE I SCHL DEBT *MEMC	23,496.00	Net Valuation Taxable-Municipal	80,904,107.00	LIABILITIES, RESERVES, AND SURPLUS	
DEFERRED CHARGES	127,759.90	Net Valuation Taxable-County	96,299,663.00	Cash Liabilities	520,548.05
SCHOOL, COUNTY, SPECIAL DISTRICT TAXES	1,288,784.75	State Equalization Ratio	76.46	Reserves for Receivables	264,083.32
RESERVE FOR UNCOLLECTED TAXES	238,867.76			Surplus Dec. 31,	675,020.30
EMERGENCY EMPLOYMENT ACT OF 1971				Total	1,464,051.67
EXPENDITURES TOTAL	3,233,412.45				

1971/3000

* ABOVE DEBT SERVICE INCLUDES TYPE I SCHCL DEBT

0118

Population 1970 8,875
 Population 1972 9,050
 S & P Rating
 Moody Rating BAA

General Tax Rate Per \$100. 4.08
 State Equalized Tax Rate 3.97

NORTHFIELD CITY — ATLANTIC COUNTY
Form of Government:
 City Charter Act (P.L. 1897 c.30)
 Number of Members on Governing Body 7

PER CAPITA:
 Gross Debt 181.11
 Net Debt 37.46
 Debt Service 10.93
 Total Tax Levy 283.11
 Municipal Expenditures 120.47

PER CENT:
 Gross Debt 2.84
 Net Debt .59
 Tax Levy Collected 96.44
 Tax Levy Cancelled, Abated or Adjusted

EXPENDITURES		REVENUES-REALIZED		1972 PROPERTY TAX	
GENERAL GOVERNMENT				STATE EQUALIZED TAX RATE	
Governing Body & Public Boards		1972 Property Taxes Collected	2,470,790.95	Local District School Taxes 1.10	721,007.10
Municipal Clerk		1972 Payments in Lieu of Taxes		Regional & Consolidated School Tax .92	601,158.79
Financial Administration	11,453.81	Delinquent Tax & Lien Collections	68,985.31	School Taxes in Municipal Budget .05	30,589.11
Assessment of Taxes	13,530.22	Business Personalty Replacement Taxes	43,500.06	County Taxes .83	545,142.83
Collection of Taxes	18,312.80	Taxes from Public Utilities	122,844.01	County Library Taxes .02	10,722.06
Planning, Housing & Development	3,250.00	Other Miscellaneous Tax Revenues		Local Municipal Purpose Taxes .95	625,134.27
Human Resources		State Aid Revenues	91,739.57	Veteran & Senior Citizen Taxes .10	65,720.00
Elections	1,500.00	Federal Aid Revenues	11,848.01	Total Taxes for Rate Computation 3.97	2,559,474.16
General Administration (other)	76,530.20	State and Local Fiscal Assistance Act Utilized		Special District Taxes	
JUDICIARY		Sale of Acquired Property	51,000.00	Bank Stock Taxes	4,108.74
Municipal Courts	5,650.00	Other Miscellaneous Revenues	38,890.79	Added and Omitted Taxes	24,244.11
PUBLIC SAFETY		Other Revenues, Revenue Sharing Tax Effort	23,108.11	Total Taxes Levied - ABSTRACT	2,562,107.01
Fire Protection	110,150.00	Total	2,922,706.81	Total Taxes Billed	2,562,107.01
Police Protection	223,020.17	Prior Years Surplus Appropriated	115,000.00	1972 TAXES COLLECTED	2,470,790.95
Civil Defense & Disaster Control	1,250.00	REVENUES TOTAL	3,037,706.81	1972 Taxes Cancelled, Abated or Adjusted	
Environmental Inspection & Control	3,400.00			Transfer to Tax Title Liens or Foreclosed	
Other Public Safety		CAPITAL OUTLAY	TOTAL	Balance Outstanding Dec. 31, 1972	91,316.06
PUBLIC WORKS			18,503.29	PRIOR YEARS TAXES OUTSTANDING	
Streets and Drainage	216,843.03	Public Enterprises		Balance January 1, 1972	68,465.87
Sewers and Sewage Processing		Recreation—Culture		Collected in 1972	68,465.87
Garbage and Trash Disposal	13,029.96	Public Works	15,795.00	Cancelled, Abated or Adjusted 1972	
Public Buildings and Grounds	30,721.60	Buildings and Grounds	2,708.29	Transfers to Tax Title Liens or Foreclosed	
Other Public Works		Library and Education		Balance December 31, 1972	
HEALTH and WELFARE		Conservation		TAX TITLE LIENS OUTSTANDING	
Health Services Except Environmental	2,196.33	All Other		Balance January 1, 1972	1,169.70
Welfare-Public Assistance	1,400.00			Transfers From Taxes	
Hospitals, Clinics, First Aid	1,000.00	CAPITAL DEBT AUTHORIZED, DECEMBER 31, 1972		Redeemed in 1972	519.44
Animal, Insect, & Rodent Control	500.00	ISSUED AND UNISSUED		Cancelled, Abated or Adjusted (1972)	
Other Welfare Services		School	1,300,002	Transfers to Foreclosed Property	
RECREATION and CONSERVATION		Self-liquidating		Balance December 31, 1972	650.26
Beaches and Boardwalks		Other	339,000	PROPERTY ACQUIRED BY DEED OR	
Parks, Playgrounds, Shade Trees	13,589.76	Total	1,639,002	FORECLOSURE	
Land Reclamation & Conservation				Balance January 1, 1972	20,568.50
Other Recreational Services	6,535.00	ISSUED AND OUTSTANDING		Transfers From Taxes or Liens	
EDUCATION (excluding schools)		School	1,300,002.50	Sale for Cash (1972)	
Libraries	8,746.77	Self-liquidating		Cancelled, Abated or Adjusted (1972)	
Other Educational Services		Other	339,000.00	Balance December 31, 1972	20,568.50
STATUTORY EXPENDITURES		Total	1,639,002.50	CURRENT FINANCES DECEMBER 31, 1972	
Pensions & F. I. C. A.	39,953.26	EQUALIZED VALUATION BASIS		ASSETS	
Employee Fringe Benefits	17,400.00	FOR NET DEBT COMPUTATION	57,709,644.67	Cash Dec. 31, 1972	337,768.70
Other Statutory Expenditures		REAL PROPERTY VALUATIONS		Taxes Receivable	91,316.06
MUNICIPAL FUNCTIONS	TOTAL	Code Class # of Parcels % VAL'N	ASSESSED VALUATION	Tax Title Liens	650.26
CAPITAL IMPROVEMENTS	*MEMO*	1 Vacant Land 416 4.50	2,856,800.00	Foreclosed Property	20,568.50
DEBT SERVICE		2 Residential 2400 73.37	46,537,000.00	Emergencies & Other Deferred Charges	74,605.37
Principal Payments	58,000.00	3 Farm 9 .03	20,000.00	State Aid Receivable	17,000.00
Interest Payments	40,938.25	4a Commercial 128 21.92	13,906,300.00	Other Receivables	10.00
TYPE I SCHL DEBT *MEMO	67,180.20	4b Industrial 1 .09	54,800.00	Total	541,918.89
DEFERRED CHARGES	30,000.00	4c Apartments 2 .08	52,900.00	LIABILITIES, RESERVES, AND SURPLUS	
SCHOOL, COUNTY, SPECIAL DISTRICT TAXES	1,908,619.89	2956 Total	63,427,800.00	Cash Liabilities	209,874.28
RESERVE FOR UNCOLLECTED TAXES	128,123.46	Land Area 3.50 Sq. Miles		Reserves for Receivables	112,544.82
EMERGENCY EMPLOYMENT ACT OF 1971	12,814.65	Net Valuation Taxable-Municipal	63,841,750.00	Surplus Dec. 31,	219,499.79
EXPENDITURES	TOTAL	Net Valuation Taxable-County	64,830,584.00	Total	541,918.89
	2,998,859.20	State Equalization Ratio	97.32		

1971:3000

* ABOVE DEBT SERVICE INCLUDES TYPE I SCHOOL DEBT

- 432 -

0240

Population 1970 5,177
 Population 1972 5,320
 S & P Rating BBB
 Moody Rating AAA

General Tax Rate Per \$100. 4.24
 State Equalized Tax Rate 3.05

NORTHVALE BOROUGH — BERGEN COUNTY

Form of Government:

Borough Council

Number of Members on Governing Body 6

PER CAPITA:

Gross Debt 1,119.74
 Net Debt 632.63
 Debt Service 52.73
 Total Tax Levy 455.38
 Municipal Expenditures 174.31

PER CENT:

Gross Debt 8.78
 Net Debt 4.96
 Tax Levy Collected 97.63
 Tax Levy Cancelled, Abated or Adjusted .17

EXPENDITURES		REVENUES-REALIZED		1972 PROPERTY TAX	
GENERAL GOVERNMENT		1972 Property Taxes Collected		STATE EQUALIZED TAX RATE	
Governing Body & Public Boards		1972 Payments in Lieu of Taxes		Local District School Taxes	1.05
Municipal Clerk		Delinquent Tax & Lien Collections		Regional & Consolidated School Tax	.98
Financial Administration	3,305.00	Business Personalty Replacement Taxes	119,347.78	School Taxes in Municipal Budget	
Assessment of Taxes	2,907.00	Taxes from Public Utilities	92,596.46	County Taxes	.36
Collection of Taxes	3,443.00	Other Miscellaneous Tax Revenues		County Library Taxes	
Planning, Housing & Development	3,591.00	State Aid Revenues	19,377.57	Local Municipal Purpose Taxes	.63
Human Resources		Federal Aid Revenues		Veteran & Senior Citizen Taxes	.03
Elections	600.00	State and Local Fiscal Assistance Act Utilized		Total Taxes for Rate Computation	3.05
General Administration (other)	67,202.00	Sale of Acquired Property		Special District Taxes	
JUDICIARY		Other Miscellaneous Revenues	63,912.25	Bank Stock Taxes	2,277.57
Municipal Courts	4,910.00	Other Revenues, Revenue Sharing Tax Effort	20,229.02	Added and Omitted Taxes	74,365.70
PUBLIC SAFETY		Total	2,725,147.86	Total Taxes Levied - ABSTRACT	2,422,598.50
Fire Protection	40,457.03	Prior Years Surplus Appropriated	100,000.00	Total Taxes Billed	2,423,395.53
Police Protection	149,233.42	REVENUES TOTAL	2,825,147.86	1972 TAXES COLLECTED	2,365,920.01
Civil Defense & Disaster Control	830.00	CAPITAL OUTLAY TOTAL	124,877.11	1972 Taxes Cancelled, Abated or Adjusted	4,228.22
Environmental Inspection & Control	3,100.00	Public Enterprises		Transfer to Tax Title Liens or Foreclosed	14,668.32
Other Public Safety		Recreation—Culture	543.50	Balance Outstanding Dec. 31, 1972	39,178.98
PUBLIC WORKS		Public Works	60,178.89	PRIOR YEARS TAXES OUTSTANDING	
Streets and Drainage	73,095.33	Buildings and Grounds	64,154.72	Balance January 1, 1972	25,422.10
Sewers and Sewage Processing	700.00	Library and Education		Collected in 1972	16,587.55
Garbage and Trash Disposal	109,350.00	Conservation		Cancelled, Abated or Adjusted 1972	5.00
Public Buildings and Grounds	17,112.00	All Other		Transfers to Tax Title Liens or Foreclosed	8,734.04
Other Public Works		CAPITAL DEBT AUTHORIZED, DECEMBER 31, 1972		Balance December 31, 1972	95.51
HEALTH and WELFARE		ISSUED AND UNISSUED		TAX TITLE LIENS OUTSTANDING	
Health Services Except Environmental	10,483.00	School	1,869,713	Balance January 1, 1972	20,911.26
Welfare-Public Assistance	1,260.00	Self-Liquidating		Transfers From Taxes	24,462.34
Hospitals, Clinics, First Aid		Other	4,087,321	Redeemed in 1972	18,671.76
Animal, Insect, & Rodent Control		Total	5,957,034	Cancelled, Abated or Adjusted (1972)	
Other Welfare Services		ISSUED AND OUTSTANDING		Transfers to Foreclosed Property	
RECREATION and CONSERVATION		School	1,869,713.32	Balance December 31, 1972	26,761.84
Beaches and Boardwalks		Self-Liquidating		PROPERTY ACQUIRED BY DEED OR FORECLOSURE	
Parks, Playgrounds, Shade Trees	800.00	Other	4,066,000.00	Balance January 1, 1972	1,135.00
Land Reclamation & Conservation		Total	5,535,713.32	Transfers From Taxes or Liens	
Other Recreational Services	14,700.00	EQUALIZED VALUATION BASIS		Sale for Cash (1972)	
EDUCATION (excluding schools)		FOR NET DEBT COMPUTATION	67,845,955.67	Cancelled, Abated or Adjusted (1972)	
Libraries	13,550.00	REAL PROPERTY VALUATIONS		Balance December 31, 1972	1,135.00
Other Educational Services		Code Class # of Parcels % VAL'N		CURRENT FINANCES DECEMBER 31, 1972	
STATUTORY EXPENDITURES		1 Vacant Land 189 3.85		ASSETS	
Pensions & F. I. C. A.	22,298.78	2 Residential 1228 56.00		Cash Dec. 31, 1972	184,078.11
Employee Fringe Benefits	5,575.00	3 Farm		Taxes Receivable	39,274.49
Other Statutory Expenditures		4a Commercial 58 7.23		Tax Title Liens	26,701.84
MUNICIPAL FUNCTIONS TOTAL	548,542.56	4b Industrial 44 32.92		Foreclosed Property	1,135.00
CAPITAL IMPROVEMENTS *MEMO*	6,000.00	4c Apartments		Emergencies & Other Deferred Charges	7,480.03
DEBT SERVICE		1515 Total	55,749,200.00	State Aid Receivable	5,268.00
Principal Payments	20,000.00	Land Area 1.30 Sq. Miles		Other Receivables	1,226.42
Interest Payments	260,524.59	Net Valuation Taxable-Municipal	55,584,559.00	Total	265,163.89
DEFERRED CHARGES	16,901.24	Net Valuation Taxable-County	73,648,632.00	LIABILITIES, RESERVES, AND SURPLUS	
SCHOOL, COUNTY, SPECIAL DISTRICT TAXES	1,854,368.69	State Equalization Ratio	72.08	Cash Liabilities	58,160.63
RESERVE FOR UNCOLLECTED TAXES	81,360.51			Reserves for Receivables	68,337.75
EMERGENCY EMPLOYMENT ACT OF 1971				Surplus Dec. 31,	138,665.51
EXPENDITURES TOTAL	2,781,657.59			Total	265,163.89

0241

Population 1970 4,398
 Population 1972 4,470
 S & P Rating
 Moody Rating

General Tax Rate Per \$100. 4.23
 State Equalized Tax Rate 2.88

NORWOOD BOROUGH — BERGEN COUNTY
 Form of Government:
 Borough Council
 Number of Members on Governing Body 6

PER CAPITA:
 Gross Debt 1,294.25
 Net Debt 584.57
 Debt Service 6.04
 Total Tax Levy 421.02
 Municipal Expenditures 132.30

PER CENT:
 Gross Debt 10.21
 Net Debt 7.77
 Tax Levy Collected 93.73
 Tax Levy Cancelled, Abated or Adjusted .16

EXPENDITURES		REVENUES-REALIZED		1972 PROPERTY TAX	
GENERAL GOVERNMENT				STATE EQUALIZED TAX RATE ———→	
Governing Body & Public Boards		1972 Property Taxes Collected	1,766,376.62	Local District School Taxes 1.16	747,044.82
Municipal Clerk	2,320.00	1972 Payments in Lieu of Taxes	6,512.13	Regional & Consolidated School Tax .98	628,198.57
Financial Administration	9,260.00	Delinquent Tax & Lien Collections	104,231.14	School Taxes in Municipal Budget	
Assessment of Taxes	9,050.00	Business Personalty Replacement Taxes	24,728.64	County Taxes .36	231,305.37
Collection of Taxes	5,250.00	Taxes from Public Utilities	131,700.99	County Library Taxes	
Planning, Housing & Development		Other Miscellaneous Tax Revenues		Local Municipal Purpose Taxes .35	223,252.80
Human Resources		State Aid Revenues	17,956.94	Veteran & Senior Citizen Taxes .04	26,260.00
Elections		Federal Aid Revenues		Total Taxes for Rate Computation 2.85	1,856,101.56
General Administration (other)	50,515.00	State and Local Fiscal Assistance Act Utilized		Special District Taxes	
JUDICIARY		Sale of Acquired Property	135,300.00	Bank Stock Taxes	2,402.38
Municipal Courts	5,550.00	Other Miscellaneous Revenues	12,078.65	Added and Omitted Taxes	49,702.31
PUBLIC SAFETY		Other Revenues, Revenue Sharing Tax Effort	32,567.65	Total Taxes Levied - ABSTRACT	1,881,946.25
Fire Protection	19,790.00	Total	2,232,452.76	Total Taxes Billed	1,884,618.42
Police Protection	169,750.00	Prior Years Surplus Appropriated	150,000.00	1972 TAXES COLLECTED	1,766,376.62
Civil Defense & Disaster Control	25.00	REVENUES TOTAL	2,382,452.76	1972 Taxes Cancelled, Abated or Adjusted	3,075.64
Environmental Inspection & Control	2,900.00	CAPITAL OUTLAY TOTAL	267,191.64	Transfer to Tax Title Liens or Foreclosed	5,787.70
Other Public Safety				Balance Outstanding Dec. 31, 1972	109,378.46
PUBLIC WORKS				PRIOR YEARS TAXES OUTSTANDING	
Streets and Drainage	78,900.00	Public Enterprises		Balance January 1, 1972	66,782.59
Sewers and Sewage Processing		Recreation—Culture		Collected in 1972	65,389.01
Garbage and Trash Disposal		Public Works	267,191.64	Cancelled, Abated or Adjusted 1972	1,338.18
Public Buildings and Grounds		Buildings and Grounds		Transfers to Tax Title Liens or Foreclosed	
Other Public Works		Library and Education		Balance December 31, 1972	55.40
HEALTH and WELFARE		Conservation		TAX TITLE LIENS OUTSTANDING	
Health Services Except Environmental	10,160.00	All Other		Balance January 1, 1972	37,354.35
Welfare-Public Assistance	1,075.00	CAPITAL DEBT AUTHORIZED, DECEMBER 31, 1972		Transfers From Taxes	5,787.70
Hospitals, Clinics, First Aid		ISSUED AND UNISSUED		Redeemed in 1972	18,842.13
Animal, Insect, & Rodent Control		School	1,383,404	Cancelled, Abated or Adjusted (1972)	
Other Welfare Services		Self-liquidating	4,401,900	Transfers to Foreclosed Property	
RECREATION and CONSERVATION		Other	5,785,304	Balance December 31, 1972	24,335.96
Beaches and Boardwalks		Total	5,785,304	PROPERTY ACQUIRED BY DEED OR	
Parks, Playgrounds, Shade Trees				FORECLOSURE	
Land Reclamation & Conservation		ISSUED AND OUTSTANDING		Balance January 1, 1972	258,810.16
Other Recreational Services	14,000.00	School	1,293,404.87	Transfers From Taxes or Liens	
EDUCATION (excluding schools)		Self-Liquidating	3,431,900.00	Sale for Cash (1972)	135,300.00
Libraries	6,500.00	Other	4,725,304.87	Cancelled, Abated or Adjusted (1972)	2,330.00
Other Educational Services		Total		Balance December 31, 1972	161,180.16
STATUTORY EXPENDITURES		EQUALIZED VALUATION BASIS		CURRENT FINANCES DECEMBER 31, 1972	
Pensions & F. I. C. A.	25,516.00	FOR NET DEBT COMPUTATION	56,668,023.00	ASSETS	
Employee Fringe Benefits	7,500.00	REAL PROPERTY VALUATIONS		Cash Dec. 31, 1972	608,228.73
Other Statutory Expenditures		Code Class # of Parcels % VAL'N	ASSESSED VALUATION	Taxes Receivable	109,423.86
MUNICIPAL FUNCTIONS TOTAL	418,061.00	1 Vacant Land 405 5.56	2,603,520.00	Tax Title Liens	24,339.56
CAPITAL IMPROVEMENTS *MEMO*	62,000.00	2 Residential 1101 74.20	32,421,620.00	Foreclosed Property	161,180.16
DEBT SERVICE		3 Farm 2 .21	90,420.00	Emergencies & Other Deferred Charges	1,855.64
Principal Payments	26,000.00	4a Commercial 53 4.76	2,078,330.00	State Aid Receivable	8,182.00
Interest Payments	1,000.00	4b Industrial 30 14.88	6,501,820.00	Other Receivables	1.02
DEFERRED CHARGES	13,411.17	4c Apartments		Total	513,221.37
SCHOOL, COUNTY, SPECIAL DISTRICT TAXES	1,606,548.76	1595 Total	43,695,710.00	LIABILITIES, RESERVES, AND SURPLUS	
RESERVE FOR UNCOLLECTED TAXES	132,924.86	Land Area 2.50 Sq. Miles		Cash Liabilities	117,111.20
EMERGENCY EMPLOYMENT ACT OF 1971		Net Valuation Taxable-Municipal	43,542,640.00	Reserves for Receivables	254,555.00
EXPENDITURES TOTAL	2,197,545.79	Net Valuation Taxable-County	60,502,551.00	Surplus Dec. 31,	501,155.17
		State Equalization Ratio	68.23	Total	513,221.37

0716

Population 1970 31,913
 Population 1972 32,435
 S & P Rating
 Moody Rating

General Tax Rate Per \$100. 4.73
 State Equalized Tax Rate 3.75

NUTLEY TOWN — ESSEX COUNTY

Form of Government:

Commission (1911)

Number of Members on Governing Body 5

PER CAPITA:

Gross Debt 110.22
 Net Debt 12.64
 Debt Service 3.60
 Total Tax Levy 388.23
 Municipal Expenditures 145.02

PER CENT:

Gross Debt 1.19
 Net Debt .14
 Tax Levy Collected 97.44
 Tax Levy Cancelled, Abated or Adjusted .17

EXPENDITURES		REVENUES-REALIZED		1972 PROPERTY TAX	
GENERAL GOVERNMENT		1972 Property Taxes Collected		STATE EQUALIZED TAX RATE	
Governing Body & Public Boards	8,300.00	12,289,148.21		Local District School Taxes	1.57
Municipal Clerk	39,200.00	228,165.25		Regional & Consolidated School Tax	
Financial Administration	63,350.00	346,770.36		School Taxes in Municipal Budget	
Assessment of Taxes	36,366.00	469,364.56		County Taxes	1.33
Collection of Taxes	37,500.00	137,212.77		County Library Taxes	
Planning, Housing & Development	18,840.00	42,742.28		Local Municipal Purpose Taxes	.83
Human Resources	10,000.00	3,900.00		Veteran & Senior Citizen Taxes	.05
Elections		235,329.68		Total Taxes for Rate Computation	3.78
General Administration (other)	265,736.22	59,779.32		Special District Taxes	
JUDICIARY		13,812,412.43		Bank Stock Taxes	15,762.46
Municipal Courts	18,875.00	625,000.00		Added and Omitted Taxes	27,821.86
PUBLIC SAFETY		14,437,412.43		Total Taxes Levied - ABSTRACT	12,592,146.18
Fire Protection	458,014.00	36,077.22		Total Taxes Billed	12,611,637.42
Police Protection	526,525.00			1972 TAXES COLLECTED	12,289,148.21
Civil Defense & Disaster Control	11,680.00			1972 Taxes Cancelled, Abated or Adjusted	21,606.69
Environmental Inspection & Control	27,321.00			Transfer to Tax Title Liens or Foreclosed	5,218.55
Other Public Safety	6,840.00			Balance Outstanding Dec. 31, 1972	255,563.97
PUBLIC WORKS				PRIOR YEARS TAXES OUTSTANDING	
Streets and Drainage	336,812.76			Balance January 1, 1972	227,059.63
Sewers and Sewage Processing	60,488.20			Collected in 1972	214,016.54
Garbage and Trash Disposal	372,000.00			Cancelled, Abated or Adjusted 1972	160.00
Public Buildings and Grounds	73,605.00			Transfers to Tax Title Liens or Foreclosed	1,184.89
Other Public Works	11,200.00			Balance December 31, 1972	11,698.20
HEALTH and WELFARE				TAX TITLE LIENS OUTSTANDING	
Health Services Except Environmental	168,861.00			Balance January 1, 1972	24,327.12
Welfare-Public Assistance	23,431.75			Transfers From Taxes	6,623.32
Hospitals, Clinics, First Aid				Redeemed in 1972	14,148.71
Animal, Insect, & Rodent Control	2,000.00			Cancelled, Abated or Adjusted (1972)	
Other Welfare Services				Transfers to Foreclosed Property	
RECREATION and CONSERVATION				Balance December 31, 1972	16,801.73
Beaches and Boardwalks				PROPERTY ACQUIRED BY DEED OR FORECLOSURE	
Parks, Playgrounds, Shade Trees	254,490.00			Balance January 1, 1972	33,741.00
Land Reclamation & Conservation	44,051.00			Transfers From Taxes or Liens	
Other Recreational Services	59,500.00			Sale for Cash (1972)	
EDUCATION (excluding schools)				Cancelled, Abated or Adjusted (1972)	
Libraries	152,000.00			Balance December 31, 1972	33,741.00
Other Educational Services				CURRENT FINANCES DECEMBER 31, 1972	
STATUTORY EXPENDITURES				ASSETS	
Pensions & F. I. C. A.	258,266.24			Cash Dec. 31, 1972	1,796,626.52
Employee Fringe Benefits	51,500.00			Taxes Receivable	307,262.17
Other Statutory Expenditures				Tax Title Liens	16,801.73
MUNICIPAL FUNCTIONS				Foreclosed Property	33,741.00
CAPITAL IMPROVEMENTS				Emergencies & Other Deferred Charges	1,600.00
DEBT SERVICE				State Aid Receivable	26,980.23
Principal Payments	110,422.32			Other Receivables	27,186.54
Interest Payments	6,250.00			Total	2,210,196.19
DEFERRED CHARGES	789.71			LIABILITIES, RESERVES, AND SURPLUS	
SCHOOL, COUNTY, SPECIAL DISTRICT TAXES	9,749,703.58			Cash Liabilities	620,986.57
RESERVE FOR UNCOLLECTED TAXES	688,770.11			Reserves for Receivables	384,991.44
EMERGENCY EMPLOYMENT ACT OF 1971	20,717.28			Surplus Dec. 31,	1,204,218.18
EXPENDITURES	14,453,406.17			Total	2,210,196.19

0242

Population 1970 14,420
 Population 1972 14,725
 S & P Rating BBB
 Moody Rating

General Tax Rate Per \$100. 5.26
 State Equalized Tax Rate 4.04

OAKLAND BOROUGH — BERGEN COUNTY

Form of Government:

Borough Council

Number of Members on Governing Body 6

PER CAPITA:

Gross Debt 583.19
 Net Debt 140.30
 Debt Service 13.50
 Total Tax Levy 431.74
 Municipal Expenditures 130.64

PER CENT:

Gross Debt 6.00
 Net Debt 1.44
 Tax Levy Collected 96.03
 Tax Levy Cancelled, Abated or Adjusted .29

EXPENDITURES		REVENUES-REALIZED		1972 PROPERTY TAX	
GENERAL GOVERNMENT		1972 Property Taxes Collected		STATE EQUALIZED TAX RATE	
Governing Body & Public Boards			6,112,614.69	Local District School Taxes	1.89
Municipal Clerk		1972 Payments in Lieu of Taxes	145,921.35	Regional & Consolidated School Tax	1.14
Financial Administration	25,830.00	Delinquent Tax & Lien Collections	50,673.71	School Taxes in Municipal Budget	
Assessment of Taxes	26,524.00	Business Personality Replacement Taxes	171,827.38	County Taxes	.36
Collection of Taxes	22,365.00	Taxes from Public Utilities		County Library Taxes	
Planning, Housing & Development	9,570.00	Other Miscellaneous Tax Revenues	184,778.86	Local Municipal Purpose Taxes	.61
Human Resources	7,500.00	State Aid Revenues	74,775.69	Veteran & Senior Citizen Taxes	.04
Elections		Federal Aid Revenues		Total Taxes for Rate Computation	4.04
General Administration (other)	301,100.00	State and Local Fiscal Assistance Act Utilized		Special District Taxes	
JUDICIARY		Sale of Acquired Property	101,577.19	Bank Stock Taxes	5,756.12
Municipal Courts	14,550.00	Other Miscellaneous Revenues	85,626.73	Added and Omitted Taxes	79,594.46
PUBLIC SAFETY		Other Revenues, Revenue Sharing Tax Effort	6,927,795.60	Total Taxes Levied - ABSTRACT	6,357,338.29
Fire Protection	46,210.00	Prior Years Surplus Appropriated	247,703.34	Total Taxes Billed	6,365,005.85
Police Protection	406,475.00	REVENUES TOTAL	7,175,458.94	1972 TAXES COLLECTED	6,112,614.69
Civil Defense & Disaster Control	1,700.00	CAPITAL OUTLAY TOTAL	203,820.40	1972 Taxes Cancelled, Abated or Adjusted	18,381.89
Environmental Inspection & Control	19,150.00	Public Enterprises		Transfer to Tax Title Liens or Foreclosed	10,541.04
Other Public Safety		Recreation—Culture	19,478.51	Balance Outstanding Dec. 31, 1972	223,468.23
PUBLIC WORKS		Public Works	126,045.74	PRIOR YEARS TAXES OUTSTANDING	
Streets and Drainage	196,255.40	Buildings and Grounds	52,052.47	Balance January 1, 1972	147,610.23
Sewers and Sewage Processing		Library and Education	6,243.68	Collected in 1972	142,440.72
Garbage and Trash Disposal		Conservation		Cancelled, Abated or Adjusted 1972	813.12
Public Buildings and Grounds	28,970.00	All Other		Transfers to Tax Title Liens or Foreclosed	3,136.32
Other Public Works	1,000.00			Balance December 31, 1972	1,220.07
HEALTH and WELFARE				TAX TITLE LIENS OUTSTANDING	
Health Services Except Environmental	40,655.00			Balance January 1, 1972	20,698.63
Welfare-Public Assistance	1,550.00			Transfers From Taxes	14,268.27
Hospitals, Clinics, First Aid	3,000.00			Redeemed in 1972	3,480.63
Animal, Insect, & Rodent Control	6,600.00			Cancelled, Abated or Adjusted (1972)	
Other Welfare Services				Transfers to Foreclosed Property	692.63
RECREATION and CONSERVATION				Balance December 31, 1972	30,793.64
Beaches and Boardwalks	7,850.00			PROPERTY ACQUIRED BY DEED OR FORECLOSURE	
Parks, Playgrounds, Shade Trees				Balance January 1, 1972	63,407.37
Land Reclamation & Conservation	47,002.00			Transfers From Taxes or Liens	692.63
Other Recreational Services				Sale for Cash (1972)	
EDUCATION (excluding schools)				Cancelled, Abated or Adjusted (1972)	
Libraries	75,295.00			Balance December 31, 1972	64,100.00
Other Educational Services				CURRENT FINANCES DECEMBER 31, 1972	
STATUTORY EXPENDITURES				ASSETS	
Pensions & F. I. C. A.	75,060.00			Cash Dec. 31, 1972	165,291.69
Employee Fringe Benefits	22,500.00			Taxes Receivable	224,688.30
Other Statutory Expenditures				Tax Title Liens	30,793.64
MUNICIPAL FUNCTIONS				Foreclosed Property	64,100.00
CAPITAL IMPROVEMENTS				Emergencies & Other Deferred Charges	317,900.00
DEBT SERVICE				State Aid Receivable	22,264.30
Principal Payments	124,000.00			Other Receivables	84,053.08
Interest Payments	74,751.25			Total	509,091.01
DEFERRED CHARGES				LIABILITIES, RESERVES, AND SURPLUS	
SCHOOL, COUNTY, SPECIAL DISTRICT TAXES	5,321,518.83			Cash Liabilities	293,798.25
RESERVE FOR UNCOLLECTED TAXES	250,416.54			Reserves for Receivables	403,635.02
EMERGENCY EMPLOYMENT ACT OF 1971	20,241.00			Surplus Dec. 31,	211,657.74
EXPENDITURES TOTAL	7,245,262.86			Total	509,091.01

0426

Population 1970 4,626
 Population 1972 4,655
 S & P Rating
 Moody Rating

General Tax Rate Per \$100. 5.11
 State Equalized Tax Rate 3.24

OAKLYN BOROUGH — CAMDEN COUNTY

Form of Government:

Borough Council

Number of Members on Governing Body 6

PER CAPITA:

Gross Debt 259.94
 Net Debt 50.83
 Debt Service 1.41
 Total Tax Levy 216.16
 Municipal Expenditures 76.71

PER CENT:

Gross Debt 4.35
 Net Debt .85
 Tax Levy Collected 98.01
 Tax Levy Cancelled, Abated or Adjusted .01

EXPENDITURES		REVENUES-REALIZED		1972 PROPERTY TAX	
GENERAL GOVERNMENT				STATE EQUALIZED TAX RATE	
Governing Body & Public Boards		1972 Property Taxes Collected	585,028.08	Local District School Taxes 1.73	552,775.32
Municipal Clerk		1972 Payments in Lieu of Taxes	12,708.20	Regional & Consolidated School Tax	
Financial Administration	2,675.00	Delinquent Tax & Lien Collections	15,638.58	School Taxes in Municipal Budget	
Assessment of Taxes	2,150.00	Business Personalty Replacement Taxes	14,713.75	County Taxes .90	287,460.97
Collection of Taxes	7,375.00	Taxes from Public Utilities	60,925.76	County Library Taxes .03	8,575.30
Planning, Housing & Development	200.00	Other Miscellaneous Tax Revenues		Local Municipal Purpose Taxes .48	152,086.09
Human Resources	1,175.00	State Aid Revenues	18,613.42	Veteran & Senior Citizen Taxes .12	27,640.00
Elections		Federal Aid Revenues		Total Taxes for Rate Computation 3.26	1,028,541.68
General Administration (other)	44,611.00	State and Local Fiscal Assistance Act Utilized		Special District Taxes	
JUDICIARY		Sale of Acquired Property	45,464.93	Bank Stock Taxes	3,613.91
Municipal Courts	3,850.00	Other Miscellaneous Revenues	10,995.84	Added and Omitted Taxes	1,315.84
PUBLIC SAFETY		Other Revenues, Revenue Sharing Tax Effort	1,164,088.56	Total Taxes Levied - ABSTRACT	1,006,231.43
Fire Protection	13,355.00	Total	50,055.80	Total Taxes Billed	1,005,028.83
Police Protection	54,355.00	Prior Years Surplus Appropriated		1972 TAXES COLLECTED	585,028.08
Civil Defense & Disaster Control	355.00	REVENUES TOTAL	1,214,144.36	1972 Taxes Cancelled, Abated or Adjusted	100.00
Environmental Inspection & Control		CAPITAL OUTLAY TOTAL	2,799.00	Transfer to Tax Title Liens or Foreclosed	301.83
Other Public Safety				Balance Outstanding Dec. 31, 1972	19,598.92
PUBLIC WORKS				PRIOR YEARS TAXES OUTSTANDING	
Streets and Drainage	60,226.00	Public Enterprises		Balance January 1, 1972	13,541.84
Sewers and Sewage Processing	24,128.00	Recreation—Culture		Collected in 1972	12,541.63
Garbage and Trash Disposal	5,100.00	Public Works	2,799.00	Cancelled, Abated or Adjusted 1972	
Public Buildings and Grounds	15,420.00	Buildings and Grounds		Transfers to Tax Title Liens or Foreclosed	
Other Public Works	3,000.00	Library and Education		Balance December 31, 1972	600.21
HEALTH and WELFARE		Conservation		TAX TITLE LIENS OUTSTANDING	
Health Services Except Environmental	325.00	All Other		Balance January 1, 1972	2,665.70
Welfare-Public Assistance	1,425.00	CAPITAL DEBT AUTHORIZED, DECEMBER 31, 1972		Transfers From Taxes	333.08
Hospitals, Clinics, First Aid		ISSUED AND UNISSUED		Redeemed in 1972	2,696.95
Animal, Insect, & Rodent Control		School	1,186,000	Cancelled, Abated or Adjusted (1972)	
Other Welfare Services		Self-liquidating		Transfers to Foreclosed Property	
RECREATION and CONSERVATION		Other	24,000	Balance December 31, 1972	301.83
Beaches and Boardwalks		Total	1,210,000	PROPERTY ACQUIRED BY DEED OR FORECLOSURE	
Parks, Playgrounds, Shade Trees	3,800.00	ISSUED AND OUTSTANDING		Balance January 1, 1972	227.00
Land Reclamation & Conservation		School	1,186,000.00	Transfers From Taxes or Liens	
Other Recreational Services	1,075.00	Self-liquidating		Sale for Cash (1972)	
EDUCATION (excluding schools)		Other	24,000.00	Cancelled, Abated or Adjusted (1972)	
Libraries	4,900.00	Total	1,210,000.00	Balance December 31, 1972	227.00
Other Educational Services		EQUALIZED VALUATION BASIS		CURRENT FINANCES DECEMBER 31, 1972	
STATUTORY EXPENDITURES		FOR NET DEBT COMPUTATION	27,810,427.00	ASSETS	
Pensions & F. I. C. A.	17,447.00	REAL PROPERTY VALUATIONS		Cash Dec. 31, 1972	271,853.29
Employee Fringe Benefits	5,350.00	Code Class # of Parcels % VAL'N		Taxes Receivable	20,199.13
Other Statutory Expenditures		1 Vacant Land 22 .30	61,150.00	Tax Title Liens	301.83
MUNICIPAL FUNCTIONS TOTAL	312,297.00	2 Residential 1276 76.48	15,438,675.00	Foreclosed Property	227.00
CAPITAL IMPROVEMENTS *MEMO*	4,300.00	3 Farm		Emergencies & Other Deferred Charges	5,400.00
DEBT SERVICE		4a Commercial 77 13.63	2,750,510.00	State Aid Receivable	3,000.00
Principal Payments	6,000.00	4b Industrial 3 .56	113,650.00	Other Receivables	8,326.93
Interest Payments	570.00	4c Apartments 17 9.03	1,822,350.00	Total	309,308.18
		1395 Total	20,186,735.00	LIABILITIES, RESERVES, AND SURPLUS	
DEFERRED CHARGES	7,040.00	Land Area .63 Sq. Miles		Cash Liabilities	169,139.35
SCHOOL, COUNTY, SPECIAL DISTRICT TAXES	849,215.59	Net Valuation Taxable-Municipal	20,315,870.00	Reserves for Receivables	29,054.89
RESERVE FOR UNCOLLECTED TAXES	31,193.00	Net Valuation Taxable-County	28,102,582.00	Surplus Dec. 31,	111,113.94
EMERGENCY EMPLOYMENT ACT OF 1971		State Equalization Ratio	63.57	Total	309,308.18
EXPENDITURES TOTAL	1,206,315.59				

1337

Population 1970 18,643
 Population 1972 20,290
 S & P Rating BBB
 Moody Rating

General Tax Rate Per \$100. 4.69
 State Equalized Tax Rate 3.93

OCEAN TOWNSHIP — MONMOUTH COUNTY

Form of Government:

Council-Manager Plan A (OMCL50)

Number of Members on Governing Body 5

PER CAPITA:

Gross Debt 687.68
 Net Debt 333.77
 Debt Service 8.12
 Total Tax Levy 414.80
 Municipal Expenditures 135.65

PER CENT:

Gross Debt 7.77
 Net Debt 3.77
 Tax Levy Collected 96.72
 Tax Levy Cancelled, Abated or Adjusted .16

EXPENDITURES		REVENUES-REALIZED		1972 PROPERTY TAX	
GENERAL GOVERNMENT				STATE EQUALIZED TAX RATE — 2.67	
Governing Body & Public Boards		1972 Property Taxes Collected 8,120,673.60		Local District School Taxes	5,552,011.53
Municipal Clerk				Regional & Consolidated School Tax	
Financial Administration	38,496.00	1972 Payments in Lieu of Taxes		School Taxes in Municipal Budget	
Assessment of Taxes	42,786.00	Delinquent Tax & Lien Collections 310,211.34		County Taxes	1,291,758.26
Collection of Taxes	45,280.00	Business Personalty Replacement Taxes 67,191.75		County Library Taxes	48,695.85
Planning, Housing & Development	21,685.00	Taxes from Public Utilities 337,283.79		Local Municipal Purpose Taxes	1,166,005.88
Human Resources	800.00	Other Miscellaneous Tax Revenues		Veteran & Senior Citizen Taxes	111,150.00
Elections	4,170.00	State Aid Revenues 78,508.29		Total Taxes for Rate Computation 3.92	8,169,661.52
General Administration (other)	311,183.00	Federal Aid Revenues 44,983.29		Special District Taxes	210,571.26
JUDICIARY		State and Local Fiscal Assistance Act Utilized		Bank Stock Taxes	2,063.97
Municipal Courts	27,516.00	Sale of Acquired Property 28,200.00		Added and Omitted Taxes	145,239.31
PUBLIC SAFETY		Other Miscellaneous Revenues 94,098.47		Total Taxes Levied - ABSTRACT	8,416,346.06
Fire Protection	2,500.00	Other Revenues, Revenue Sharing Tax Effort 116,765.68		Total Taxes Billed	8,395,725.21
Police Protection	489,231.00	Total 9,197,920.21		1972 TAXES COLLECTED	8,120,673.60
Civil Defense & Disaster Control	1,650.00	Prior Years Surplus Appropriated 540,000.00		1972 Taxes Cancelled, Abated or Adjusted	13,707.35
Environmental Inspection & Control	12,476.00	REVENUES TOTAL 9,737,920.21		Transfer to Tax Title Liens or Foreclosed	39,215.79
Other Public Safety		CAPITAL OUTLAY TOTAL 393,333.54		Balance Outstanding Dec. 31, 1972	222,128.47
PUBLIC WORKS				PRIOR YEARS TAXES OUTSTANDING	
Streets and Drainage	523,646.00	Public Enterprises		Balance January 1, 1972	302,843.95
Sewers and Sewage Processing		Recreation—Culture 30,408.88		Collected in 1972	266,643.86
Garbage and Trash Disposal	264,100.00	Public Works 348,245.54		Cancelled, Abated or Adjusted 1972	3,664.63
Public Buildings and Grounds	30,153.00	Buildings and Grounds 14,679.12		Transfers to Tax Title Liens or Foreclosed	27,448.57
Other Public Works	22,500.00	Library and Education		Balance December 31, 1972	5,086.53
HEALTH and WELFARE		Conservation		TAX TITLE LIENS OUTSTANDING	
Health Services Except Environmental	36,120.00	All Other		Balance January 1, 1972	39,444.59
Welfare-Public Assistance	8,570.00	CAPITAL DEBT AUTHORIZED, DECEMBER 31, 1972		Transfers From Taxes	69,562.26
Hospitals, Clinics, First Aid	1,000.00	ISSUED AND UNISSUED GROSS DEBT NET DEBT		Redeemed in 1972	43,567.48
Animal, Insect, & Rodent Control		School 11,478,044 4,297,129		Cancelled, Abated or Adjusted (1972)	10,658.02
Other Welfare Services		Self-liquidating 2,475,050 2,475,050		Transfers to Foreclosed Property	
RECREATION and CONSERVATION		Other 13,953,094 6,772,179		Balance December 31, 1972	54,781.75
Beaches and Boardwalks		ISSUED AND OUTSTANDING		PROPERTY ACQUIRED BY DEED OR FORECLOSURE	
Parks, Playgrounds, Shade Trees	2,700.00	School 4,177,922.06		Balance January 1, 1972	150,494.75
Land Reclamation & Conservation	9,200.00	Self-Liquidating 2,171,300.00		Transfers From Taxes or Liens	
Other Recreational Services	66,937.00	Other 6,349,222.06		Sale for Cash (1972)	
EDUCATION (excluding schools)		Total 179,522,856.33		Cancelled, Abated or Adjusted (1972)	45,300.00
Libraries	7,500.00	EQUALIZED VALUATION BASIS FOR NET DEBT COMPUTATION		Balance December 31, 1972	105,194.75
Other Educational Services		REAL PROPERTY VALUATIONS		CURRENT FINANCES DECEMBER 31, 1972	
STATUTORY EXPENDITURES		Code Class # of Parcels % VAL'N ASSESSED VALUATION		ASSETS	
Pensions & F. I. C. A.	128,393.00	1 Vacant Land 2024 7.72 13,323,400.00		Cash Dec. 31, 1972	1,607,517.79
Employee Fringe Benefits		2 Residential 4764 67.81 117,084,500.00		Taxes Receivable	227,215.00
Other Statutory Expenditures		3 Farm 24 .38 659,000.00		Tax Title Liens	54,781.75
MUNICIPAL FUNCTIONS TOTAL 2,103,392.00		4a Commercial 248 12.38 21,384,300.00		Foreclosed Property	105,194.75
CAPITAL IMPROVEMENTS *MEMO* 36,000.00		4b Industrial 6 .35 602,250.00		Emergencies & Other Deferred Charges	20,000.00
DEBT SERVICE		4c Apartments 15 11.36 19,611,150.00		State Aid Receivable	2,135.00
Principal Payments	72,900.00	Total 172,664,600.00		Other Receivables	32,103.67
Interest Payments	91,941.81	Land Area 11.20 Sq. Miles		Total	2,048,547.56
DEFERRED CHARGES	47,680.00	Net Valuation Taxable-Municipal 174,074,453.00		LIABILITIES, RESERVES, AND SURPLUS	
SCHOOL, COUNTY, SPECIAL DISTRICT TAXES	7,102,036.50	Net Valuation Taxable-County 193,547,253.00		Cash Liabilities	527,568.52
RESERVE FOR UNCOLLECTED TAXES	387,989.26	State Equalization Ratio 83.86		Reserves for Receivables	419,295.17
EMERGENCY EMPLOYMENT ACT OF 1971	48,400.00			Surplus Dec. 31,	702,084.27
EXPENDITURES TOTAL 9,855,339.97				Total	2,048,547.96

1971/3000

1520

Population 1970 2,222
 Population 1972 2,365
 S & P Rating
 Moody Rating

General Tax Rate Per \$100. 1.97
 State Equalized Tax Rate 2.04

OCEAN TOWNSHIP — OCEAN COUNTY
 Form of Government:
 Township Committee
 Number of Members on Governing Body 3

PER CAPITA:
 Gross Debt 29.18
 Net Debt 29.18
 Debt Service 378.68
 Total Tax Levy 193.62
 Municipal Expenditures

PER CENT:
 Gross Debt .19
 Net Debt .15
 Tax Levy Collected 90.88
 Tax Levy Cancelled, Abated or Adjusted .08

EXPENDITURES		REVENUES-REALIZED		1972 PROPERTY TAX	
GENERAL GOVERNMENT				STATE EQUALIZED TAX RATE	
Governing Body & Public Boards		1972 Property Taxes Collected	813,866.72	Local District School Taxes	1.02
Municipal Clerk		1972 Payments in Lieu of Taxes		Regional & Consolidated School Tax	
Financial Administration	5,000.00	Delinquent Tax & Lien Collections	35,310.78	School Taxes in Municipal Budget	
Assessment of Taxes	8,110.42	Business Personalty Replacement Taxes	7,026.37	County Taxes	.41
Collection of Taxes	16,750.00	Taxes from Public Utilities	87,496.37	County Library Taxes	.02
Planning, Housing & Development	4,589.42	Other Miscellaneous Tax Revenues		Local Municipal Purpose Taxes	.50
Human Resources		State Aid Revenues	20,552.71	Veteran & Senior Citizen Taxes	.08
Elections		Federal Aid Revenues	5,489.08	Total Taxes for Rate Computation	2.03
General Administration (other)	63,249.84	State and Local Fiscal Assistance Act Utilized		Special District Taxes	
JUDICIARY		Sale of Acquired Property		Bank Stock Taxes	837.10
Municipal Courts	6,300.00	Other Miscellaneous Revenues	30,179.25	Added and Omitted Taxes	20,165.19
PUBLIC SAFETY		Other Revenues, Revenue Sharing Tax Effort	30,539.92	Total Taxes Levied - ABSTRACT	895,568.66
Fire Protection	11,000.00	Total	1,031,301.20	Total Taxes Billed	895,568.66
Police Protection	91,575.93	Prior Years Surplus Appropriated	60,000.00	1972 TAXES COLLECTED	813,866.72
Civil Defense & Disaster Control	260.00	REVENUES TOTAL	1,091,301.20	1972 Taxes Cancelled, Abated or Adjusted	732.89
Environmental Inspection & Control	12,229.02			Transfer to Tax Title Liens or Foreclosed	
Other Public Safety		CAPITAL OUTLAY TOTAL	6,532.90	Balance Outstanding Dec. 31, 1972	80,569.05
PUBLIC WORKS				PRIOR YEARS TAXES OUTSTANDING	
Streets and Drainage	52,526.35	Public Enterprises		Balance January 1, 1972	37,880.69
Sewers and Sewage Processing		Recreation—Culture		Collected in 1972	34,876.88
Garbage and Trash Disposal	22,500.00	Public Works		Cancelled, Abated or Adjusted 1972	
Public Buildings and Grounds	10,710.22	Buildings and Grounds	6,532.90	Transfers to Tax Title Liens or Foreclosed	
Other Public Works	5,846.00	Library and Education		Balance December 31, 1972	2,003.81
HEALTH and WELFARE		Conservation		TAX TITLE LIENS OUTSTANDING	
Health Services Except Environmental	1,857.00	All Other		Balance January 1, 1972	26,275.49
Welfare-Public Assistance	1,875.00			Transfers From Taxes	
Hospitals, Clinics, First Aid	700.00	CAPITAL DEBT AUTHORIZED, DECEMBER 31, 1972		Redeemed in 1972	433.90
Animal, Insect, & Rodent Control	1,155.51	ISSUED AND UNISSUED		Cancelled, Abated or Adjusted (1972)	
Other Welfare Services		School		Transfers to Foreclosed Property	
RECREATION and CONSERVATION		Self-liquidating		Balance December 31, 1972	25,841.59
Beaches and Boardwalks		Other	69,000	PROPERTY ACQUIRED BY DEED OR FORECLOSURE	
Parks, Playgrounds, Shade Trees		Total	69,000	Balance January 1, 1972	7,090.00
Land Reclamation & Conservation				Transfers From Taxes or Liens	
Other Recreational Services	15,379.14	ISSUED AND OUTSTANDING		Sale for Cash (1972)	
EDUCATION (excluding schools)		School		Cancelled, Abated or Adjusted (1972)	
Libraries		Self-Liquidating		Balance December 31, 1972	7,090.00
Other Educational Services		Other		CURRENT FINANCES DECEMBER 31, 1972	
STATUTORY EXPENDITURES		Total		ASSETS	
Pensions & F. I. C. A.	9,330.00	EQUALIZED VALUATION BASIS		Cash Dec. 31, 1972	405,527.04
Employee Fringe Benefits	9,231.15	FOR NET DEBT COMPUTATION	36,370,364.67	Taxes Receivable	83,972.86
Other Statutory Expenditures		REAL PROPERTY VALUATIONS		Tax Title Liens	25,841.59
MUNICIPAL FUNCTIONS		Code Class # of Parcels % VAL'N		Foreclosed Property	7,090.00
CAPITAL IMPROVEMENTS	13,500.00	1 Vacant Land 1546 18.73	8,656,525.00	Emergencies & Other Deferred Charges	24,500.00
DEBT SERVICE		2 Residential 1575 74.91	34,610,505.00	State Aid Receivable	30,508.00
Principal Payments		3 Farm		Other Receivables	32,237.47
Interest Payments		4a Commercial 72 6.12	2,828,200.00	Total	611,076.96
DEFERRED CHARGES		4b Industrial 1 .24	110,100.00	LIABILITIES, RESERVES, AND SURPLUS	
SCHOOL, COUNTY, SPECIAL DISTRICT TAXES	22,033.72	4c Apartments		Cash Liabilities	379,512.95
RESERVE FOR UNCOLLECTED TAXES	651,403.47	3554 Total	46,205,330.00	Reserves for Receivables	150,141.92
EMERGENCY EMPLOYMENT ACT OF 1971	78,852.75	Land Area 20.62 Sq. Miles		Surplus Dec. 31,	81,422.09
EXPENDITURES		Net Valuation Taxable-Municipal	46,512,789.00	Total	611,076.96
TOTAL	1,109,304.94	Net Valuation Taxable-County	36,945,621.00		
		State Equalization Ratio	103.58		

1971/3000

0508

Population 1970 10,575
 Population 1972 11,300
 S & P Rating B88
 Moody Rating BAA

General Tax Rate Per \$100. 3.77
 State Equalized Tax Rate 2.46

OCEAN CITY — CAPE MAY COUNTY

Form of Government:

Commission (1911)

Number of Members on Governing Body 3

PER CAPITA:

Gross Debt 535.73
 Net Debt 233.68
 Debt Service 45.93
 Total Tax Levy 704.30
 Municipal Expenditures 541.04

PER CENT:

Gross Debt 2.21
 Net Debt .56
 Tax Levy Collected 96.93
 Tax Levy Cancelled, Abated or Adjusted .04

EXPENDITURES		REVENUES-REALIZED		1972 PROPERTY TAX	
GENERAL GOVERNMENT				STATE EQUALIZED TAX RATE — .66	
Governing Body & Public Boards	33,397.02	1972 Property Taxes Collected 7,713,997.17		Local District School Taxes	2,108,490.00
Municipal Clerk	25,590.00	1972 Payments in Lieu of Taxes		Regional & Consolidated School Tax	152,500.00
Financial Administration	73,651.74	Delinquent Tax & Lien Collections 216,956.69		School Taxes in Municipal Budget	1,515,742.33
Assessment of Taxes	147,735.77	Business Personalty Replacement Taxes 162,096.52		County Taxes	4,032,103.40
Collection of Taxes	70,682.52	Taxes from Public Utilities 529,526.57		Local Municipal Purpose Taxes	94,530.00
Planning, Housing & Development	6,053.00	Other Miscellaneous Tax Revenues 63,344.50		Veteran & Senior Citizen Taxes	7,503,765.73
Human Resources		Federal Aid Revenues		Total Taxes for Rate Computation	17,783.55
Elections	1,546.08	State and Local Fiscal Assistance Act Utilized		Bank Stock Taxes	131,609.50
General Administration (other)	602,528.39	Sale of Acquired Property		Added and Omitted Taxes	7,558,628.78
JUDICIARY		Other Miscellaneous Revenues 296,724.54		Total Taxes Levied - ABSTRACT	7,558,628.78
Municipal Courts	38,680.28	Other Revenues, Revenue Sharing Tax Effort 240,613.99		Total Taxes Billed	7,713,997.17
PUBLIC SAFETY		Prior Years Surplus Appropriated 630,000.00		1972 TAXES COLLECTED	3,505.00
Fire Protection	605,790.59	REVENUES TOTAL 9,853,259.98		1972 Taxes Cancelled, Abated or Adjusted	14,265.79
Police Protection	715,009.65	CAPITAL OUTLAY TOTAL 411,586.73		Transfer to Tax Title Liens or Foreclosed	226,860.82
Civil Defense & Disaster Control	18,236.75	Public Enterprises		Balance Outstanding Dec. 31, 1972	224,146.89
Environmental Inspection & Control	57,228.15	Recreation—Culture 58,824.88		PRIOR YEARS TAXES OUTSTANDING	204,482.75
Other Public Safety		Public Works 352,761.85		Balance January 1, 1972	14,895.19
PUBLIC WORKS		Buildings and Grounds		Collected in 1972	1,218.75
Streets and Drainage	627,466.14	Library and Education		Cancelled, Abated or Adjusted 1972	1,218.75
Sewers and Sewage Processing	259,000.15	Conservation		Transfers to Tax Title Liens or Foreclosed	3,550.16
Garbage and Trash Disposal	520,363.41	All Other		Balance December 31, 1972	29,489.26
Public Buildings and Grounds	209,542.74	CAPITAL DEBT AUTHORIZED, DECEMBER 31, 1972		TAX TITLE LIENS OUTSTANDING	15,676.13
Other Public Works		ISSUED AND UNISSUED GROSS DEBT NET DEBT		Balance January 1, 1972	12,473.94
HEALTH and WELFARE		School 2,556,000		Transfers From Taxes	12,473.94
Health Services Except Environmental	39,518.42	Self-Liquidating 846,000		Redeemed in 1972	12,473.94
Welfare-Public Assistance	2,000.00	Other 2,696,994		Cancelled, Abated or Adjusted (1972)	32,691.45
Hospitals, Clinics, First Aid	3,000.00	Total 6,098,994		Transfers to Foreclosed Property	32,691.45
Animal, Insect, & Rodent Control	9,073.57	ISSUED AND OUTSTANDING		Balance December 31, 1972	70,820.50
Other Welfare Services		School 1,975,000.00		PROPERTY ACQUIRED BY DEED OR FORECLOSURE	70,820.50
RECREATION and CONSERVATION		Self-Liquidating 846,000.00		Balance January 1, 1972	1,204,397.24
Beaches and Boardwalks	214,829.83	Other 2,445,000.00		Taxes Receivable	230,410.98
Parks, Playgrounds, Shade Trees	37,944.14	Total 5,266,000.00		Tax Title Liens	32,691.45
Land Reclamation & Conservation	135,355.76	EQUALIZED VALUATION BASIS FOR NET DEBT COMPUTATION 275,503,354.33		Foreclosed Property	70,820.50
Other Recreational Services		REAL PROPERTY VALUATIONS		Emergencies & Other Deferred Charges	123,895.00
EDUCATION (excluding schools)		Code Class # of Parcels % VAL'N ASSESSED VALUATION		State Aid Receivable	173,089.83
Libraries	97,500.00	1 Vacant Land 2717 3.90 8,118,650.00		Other Receivables	38,500.00
Other Educational Services	26,964.17	2 Residential 8768 80.39 167,207,800.00		Total	1,973,805.00
STATUTORY EXPENDITURES		3 Farm 509 11.17 23,224,350.00		LIABILITIES, RESERVES, AND SURPLUS	
Pensions & F. I. C. A.	359,749.09	4a Commercial 2 .02 44,250.00		Cash liabilities	751,422.69
Employee Fringe Benefits	144,000.00	4b Industrial 102 4.52 9,411,500.00		Reserves for Receivables	372,422.93
Other Statutory Expenditures		4c Apartments 12098 Total 208,006,550.00		Surplus Dec. 31,	845,959.38
MUNICIPAL FUNCTIONS TOTAL 5,124,637.40		Land Area 5.83 Sq. Miles		Total	1,973,805.00
CAPITAL IMPROVEMENTS *MEMO* 40,000.00		Net Valuation Taxable-Municipal 209,986,236.00			
DEBT SERVICE		Net Valuation Taxable-County 284,358,066.00			
Principal Payments 320,000.00		State Equalization Ratio 65.51			
Interest Payments 198,587.53					
TYPE I SCHL DEBT *MEMO 152,500.00					
DEFERRED CHARGES 200,990.39					
SCHOOL, COUNTY, SPECIAL DISTRICT TAXES 3,777,132.33					
RESERVE FOR UNCOLLECTED TAXES 269,190.34					
EMERGENCY EMPLOYMENT ACT OF 1971					
EXPENDITURES TOTAL 9,890,937.99					

1971/3000

* ABOVE DEBT SERVICE INCLUDES TYPE I SCHCL DEBT

- 440 -

1521

Population 1970 1,081
 Population 1972 1,110
 S & P Rating
 Moody Rating

General Tax Rate Per \$100. 5.76
 State Equalized Tax Rate 3.45

OCEAN GATE BOROUGH — OCEAN COUNTY

Form of Government:

Borough Council

Number of Members on Governing Body 6

PER CAPITA:
 Gross Debt 174.34
 Net Debt 4.50
 Debt Service .18
 Total Tax Levy 395.46
 Municipal Expenditures 204.67

PER CENT:
 Gross Debt 1.69
 Net Debt .04
 Tax Levy Collected 700.00
 Tax Levy Cancelled, Abated or Adjusted

EXPENDITURES		REVENUES-REALIZED		1972 PROPERTY TAX	
GENERAL GOVERNMENT				STATE EQUALIZED TAX RATE	
Governing Body & Public Boards		1972 Property Taxes Collected	404,143.17	Local District School Taxes .94	123,198.00
Municipal Clerk	3,134.00	1972 Payments in Lieu of Taxes		Regional & Consolidated School Tax 1.09	141,552.38
Financial Administration	23,255.00	Delinquent Tax & Lien Collections	16,781.54	School Taxes in Municipal Budget	
Assessment of Taxes	10,150.00	Business Personalty Replacement Taxes	1,562.67	County Taxes .45	58,546.77
Collection of Taxes		Taxes from Public Utilities	27,439.82	County Library Taxes .02	2,496.47
Planning, Housing & Development		Other Miscellaneous Tax Revenues		Local Municipal Purpose Taxes .84	109,516.33
Human Resources		State Aid Revenues	9,162.19	Veteran & Senior Citizen Taxes .11	14,100.00
Elections		Federal Aid Revenues	3,000.59	Total Taxes for Rate Computation 3.45	449,809.95
General Administration (other)	22,464.00	State and Local Fiscal Assistance Act Utilized		Special District Taxes	
JUDICIARY		Sale of Acquired Property	9,500.00	Bank Stock Taxes	
Municipal Courts	3,000.00	Other Miscellaneous Revenues	12,921.58	Added and Omitted Taxes	3,251.06
PUBLIC SAFETY		Other Revenues, Revenue Sharing Tax Effort	10,464.04	Total Taxes Levied - ABSTRACT	438,561.01
Fire Protection	3,500.00	Total	494,576.00	Total Taxes Billed	
Police Protection	22,700.00	Prior Years Surplus Appropriated	23,000.00	1972 TAXES COLLECTED	404,143.17
Civil Defense & Disaster Control		REVENUES TOTAL	517,976.00	1972 Taxes Cancelled, Abated or Adjusted	320.00
Environmental Inspection & Control	1,530.00			Transfer to Tax Title Liens or Foreclosed	
Other Public Safety		CAPITAL OUTLAY TOTAL		Balance Outstanding Dec. 31, 1972	33,817.84
PUBLIC WORKS				PRIOR YEARS TAXES OUTSTANDING	
Streets and Drainage	16,200.00	Public Enterprises		Balance January 1, 1972	17,191.97
Sewers and Sewage Processing		Recreation—Culture		Collected in 1972	16,206.91
Garbage and Trash Disposal	25,100.00	Public Works		Cancelled, Abated or Adjusted 1972	
Public Buildings and Grounds	25,100.00	Buildings and Grounds		Transfers to Tax Title Liens or Foreclosed	
Other Public Works		Library and Education		Balance December 31, 1972	985.06
HEALTH and WELFARE		Conservation		TAX TITLE LIENS OUTSTANDING	
Health Services Except Environmental	135.00	All Other		Balance January 1, 1972	17,247.06
Welfare-Public Assistance	500.00	CAPITAL DEBT AUTHORIZED, DECEMBER 31, 1972		Transfers From Taxes	
Hospitals, Clinics, First Aid	500.00	ISSUED AND UNISSUED GROSS DEBT NET DEBT		Redeemed in 1972	575.03
Animal, Insect, & Rodent Control	900.00	School 188,517		Cancelled, Abated or Adjusted (1972)	
Other Welfare Services		Self-liquidating 5,000	5,000	Transfers to Foreclosed Property	
RECREATION and CONSERVATION		Other 193,517	5,000	Balance December 31, 1972	16,672.03
Beaches and Boardwalks	13,350.00			PROPERTY ACQUIRED BY DEED OR	
Parks, Playgrounds, Shade Trees	2,300.00	ISSUED AND OUTSTANDING		FORECLOSURE	
Land Reclamation & Conservation		School 188,517.03		Balance January 1, 1972	21,550.00
Other Recreational Services		Self-Liquidating		Transfers From Taxes or Liens	
EDUCATION (excluding schools)		Other 188,517.03		Sale for Cash (1972)	9,500.00
Libraries		Total 188,517.03		Cancelled, Abated or Adjusted (1972)	
Other Educational Services		EQUALIZED VALUATION BASIS		Balance December 31, 1972	12,450.00
STATUTORY EXPENDITURES		FOR NET DEBT COMPUTATION	11,465,019.00	CURRENT FINANCES DECEMBER 31, 1972	
Pensions & F. I. C. A.	6,900.00	REAL PROPERTY VALUATIONS		ASSETS	
Employee Fringe Benefits	1,100.00	Code Class # of Parcels % VAL'N		Cash Dec. 31, 1972	104,203.94
Other Statutory Expenditures		1 Vacant Land 414 7.70	596,555.00	Taxes Receivable	34,802.90
MUNICIPAL FUNCTIONS TOTAL	182,818.00	2 Residential 519 89.47	6,531,875.00	Tax Title Liens	16,672.03
CAPITAL IMPROVEMENTS *MEMO*	6,100.00	3 Farm		Foreclosed Property	12,450.00
DEBT SERVICE		4a Commercial 18 2.83	215,240.00	Emergencies & Other Deferred Charges	20,000.00
Principal Payments		4b Industrial		State Aid Receivable	5,960.73
Interest Payments	200.00	4c Apartments		Other Receivables	91.02
DEFERRED CHARGES	15,800.00	1351 Total	7,747,670.00	Total	154,180.62
SCHOOL, COUNTY, SPECIAL DISTRICT TAXES	326,193.62	Land Area .50 Sq. Miles		LIABILITIES, RESERVES, AND SURPLUS	
RESERVE FOR UNCOLLECTED TAXES	25,200.00	Net Valuation Taxable-Municipal	7,809,712.00	Cash Liabilities	113,468.16
EMERGENCY EMPLOYMENT ACT OF 1971	3,169.20	Net Valuation Taxable-County	11,745,748.00	Reserves for Receivables	64,015.95
EXPENDITURES TOTAL	553,380.82	State Equalization Ratio	59.50	Surplus Dec. 31,	16,696.51
				Total	154,180.62

1338

Population 1970 7,503
 Population 1972 6,780
 S & P Rating
 Moody Rating

General Tax Rate Per \$100. 4.27
 State Equalized Tax Rate 3.16

OCEANPORT BOROUGH — MONMOUTH CO.

Form of Government:

Borough Council

Number of Members on Governing Body 6.

PER CAPITA:

Gross Debt 395.02
 Net Debt 102.54
 Debt Service 2.30
 Total Tax Levy 305.39
 Municipal Expenditures 118.01

PER CENT:

Gross Debt 4.61
 Net Debt 1.20
 Tax Levy Collected 97.24
 Tax Levy Cancelled, Abated or Adjusted .10

EXPENDITURES		REVENUES-REALIZED		1972 PROPERTY TAX	
GENERAL GOVERNMENT		1972 Property Taxes Collected		STATE EQUALIZED TAX RATE	
Governing Body & Public Boards			2,039,759.17	Local District School Taxes	1.22
Municipal Clerk		1972 Payments in Lieu of Taxes		Regional & Consolidated School Tax	.88
Financial Administration	6,070.00	Delinquent Tax & Lien Collections	45,370.71	School Taxes in Municipal Budget	
Assessment of Taxes	37,335.00	Business Personalty Replacement Taxes	30,103.19	County Taxes	.60
Collection of Taxes	1,646.55	Taxes from Public Utilities	85,868.13	County Library Taxes	.02
Planning, Housing & Development	48,225.00	Other Miscellaneous Tax Revenues		Local Municipal Purpose Taxes	.40
Human Resources		State Aid Revenues	30,461.09	Veteran & Senior Citizen Taxes	.05
Elections	17,000.00	Federal Aid Revenues	7,200.00	Total Taxes for Rate Computation	3.17
General Administration (other)	70,623.54	State and Local Fiscal Assistance Act Utilized		Special District Taxes	
JUDICIARY		Sale of Acquired Property	18,350.00	Bank Stock Taxes	1,625.15
Municipal Courts	5,050.00	Other Miscellaneous Revenues	152,783.46	Added and Omitted Taxes	29,648.72
PUBLIC SAFETY		Other Revenues, Revenue Sharing Tax Effort	55,101.37	Total Taxes Levied - ABSTRACT	2,057,688.47
Fire Protection	19,575.00	Total	2,464,557.12	Total Taxes Billed	2,057,688.47
Police Protection	168,079.00	Prior Years Surplus Appropriated	241,500.00	1972 TAXES COLLECTED	2,039,759.17
Civil Defense & Disaster Control	150.00	REVENUES TOTAL	2,706,497.12	1972 Taxes Cancelled, Abated or Adjusted	2,167.51
Environmental Inspection & Control	2,875.00	CAPITAL OUTLAY TOTAL	82,709.15	Transfer to Tax Title Liens or Foreclosed	1,384.77
Other Public Safety		Public Enterprises		Balance Outstanding Dec. 31, 1972	54,377.02
PUBLIC WORKS		Recreation—Culture	25,724.18	PRIOR YEARS TAXES OUTSTANDING	
Streets and Drainage	53,772.00	Public Works	52,984.97	Balance January 1, 1972	67,668.33
Sewers and Sewage Processing		Buildings and Grounds		Collected in 1972	44,059.71
Garbage and Trash Disposal	50,600.00	Library and Education		Cancelled, Abated or Adjusted 1972	1,052.70
Public Buildings and Grounds	25,128.00	Conservation		Transfers to Tax Title Liens or Foreclosed	
Other Public Works	27,140.00	All Other		Balance December 31, 1972	22,555.92
HEALTH and WELFARE		CAPITAL DEBT AUTHORIZED, DECEMBER 31, 1972		TAX TITLE LIENS OUTSTANDING	
Health Services Except Environmental	5,413.00	ISSUED AND UNISSUED		Balance January 1, 1972	5,221.12
Welfare-Public Assistance	1,150.00	School	1,982,962	Transfers From Taxes	1,384.77
Hospitals, Clinics, First Aid		Self-liquidating		Redeemed in 1972	1,311.00
Animal, Insect, & Rodent Control		Other	695,250	Cancelled, Abated or Adjusted (1972)	
Other Welfare Services		Total	2,678,212	Transfers to Foreclosed Property	180.31
RECREATION and CONSERVATION		ISSUED AND OUTSTANDING		Balance December 31, 1972	9,114.58
Beaches and Boardwalks		School	1,982,962.72	PROPERTY ACQUIRED BY DEED OR	
Parks, Playgrounds, Shade Trees	22,550.00	Self-liquidating		FORECLOSURE	
Land Reclamation & Conservation	100.00	Other	255,000.00	Balance January 1, 1972	35,700.00
Other Recreational Services		Total	2,237,962.72	Transfers From Taxes or Liens	
EDUCATION (excluding schools)		EQUALIZED VALUATION BASIS		Sale for Cash (1972)	13,850.00
Libraries	5,000.00	FOR NET DEBT COMPUTATION	58,095,283.33	Cancelled, Abated or Adjusted (1972)	
Other Educational Services		REAL PROPERTY VALUATIONS		Balance December 31, 1972	25,850.00
STATUTORY EXPENDITURES		Code Class # of Parcels % VAL'N		CURRENT FINANCES DECEMBER 31, 1972	
Pensions & F. I. C. A.	18,440.00	1 Vacant Land 519 3.97	1,925,900.00	ASSETS	
Employee Fringe Benefits		2 Residential 1327 60.26	29,227,550.00	Cash Dec. 31, 1972	538,640.97
Other Statutory Expenditures		3 Farm 1 .05	25,200.00	Taxes Receivable	76,532.94
MUNICIPAL FUNCTIONS		4a Commercial 76 35.40	17,171,000.00	Tax Title Liens	9,114.58
CAPITAL IMPROVEMENTS	116,140.00	4b Industrial		Foreclosed Property	25,850.00
DEBT SERVICE		4c Apartments 2 .32	153,900.00	Emergencies & Other Deferred Charges	51,374.00
Principal Payments	10,000.00	1525 Total	48,503,550.00	State Aid Receivable	40,295.51
Interest Payments	5,610.00	Land Area 3.10 Sq. Miles		Other Receivables	1,661.44
DEFERRED CHARGES	9,500.00	Net Valuation Taxable-Municipal	49,060,574.00	Total	1,143,869.44
SCHOOL, COUNTY, SPECIAL DISTRICT TAXES	1,803,039.75	Net Valuation Taxable-County	59,505,912.00	LIABILITIES, RESERVES, AND SURPLUS	
RESERVE FOR UNCOLLECTED TAXES	124,252.46	State Equalization Ratio	74.07	Cash Liabilities	715,644.11
EMERGENCY EMPLOYMENT ACT OF 1971	6,048.41			Reserves for Receivables	112,558.96
EXPENDITURES TOTAL	2,603,172.75			Surplus Dec. 31,	314,666.37
				Total	1,143,869.44

1916

Population 1970 2,222
 Population 1972 2,380
 S & P Rating
 Moody Rating

General Tax Rate Per \$100. 6.27
 State Equalized Tax Rate 3.60

OGDENSBURG BOROUGH — SUSSEX COUNTY

Form of Government:

Borough Council

Number of Members on Governing Body 6

PER CAPITA:

Gross Debt 226.89
 Net Debt
 Debt Service 15.50
 Total Tax Levy 299.84
 Municipal Expenditures 131.27

PER CENT:

Gross Debt 2.78
 Net Debt
 Tax Levy Collected 96.37
 Tax Levy Cancelled, Abated or Adjusted .17

EXPENDITURES		REVENUES-REALIZED		1972 PROPERTY TAX	
GENERAL GOVERNMENT		1972 Property Taxes Collected		STATE EQUALIZED TAX RATE	
Governing Body & Public Boards		1972 Payments in Lieu of Taxes		Local District School Taxes	2.35
Municipal Clerk	8,300.00	Delinquent Tax & Lien Collections		Regional & Consolidated School Tax	466,045.96
Financial Administration	2,600.00	Business Personalty Replacement Taxes		School Taxes in Municipal Budget	
Assessment of Taxes	2,700.00	Taxes from Public Utilities		County Taxes	.83
Collection of Taxes		Other Miscellaneous Tax Revenues		County Library Taxes	.03
Planning, Housing & Development		State Aid Revenues		Local Municipal Purpose Taxes	.33
Human Resources		Federal Aid Revenues		Veteran & Senior Citizen Taxes	.06
Elections	26,562.50	State and Local Fiscal Assistance Act Utilized		Total Taxes for Rate Computation	3.60
General Administration (other)		Sale of Acquired Property		Special District Taxes	
JUDICIARY		Other Miscellaneous Revenues		Bank Stock Taxes	621.24
Municipal Courts	2,000.00	Other Revenues, Revenue Sharing Tax Effort		Added and Omitted Taxes	10,932.10
PUBLIC SAFETY		Prior Years Surplus Appropriated		Total Taxes Levied - ABSTRACT	713,618.44
Fire Protection	14,300.00	REVENUES TOTAL		Total Taxes Billed	713,899.67
Police Protection	41,400.00	CAPITAL OUTLAY TOTAL		1972 TAXES COLLECTED	688,017.43
Civil Defense & Disaster Control	680.00	Public Enterprises		1972 Taxes Cancelled, Abated or Adjusted	1,182.16
Environmental Inspection & Control	1,562.50	Recreation—Culture		Transfer to Tax Title Liens or Foreclosed	62.72
Other Public Safety		Public Works		Balance Outstanding Dec. 31, 1972	24,637.36
PUBLIC WORKS		Buildings and Grounds		PRIOR YEARS TAXES OUTSTANDING	
Streets and Drainage	47,425.00	Library and Education		Balance January 1, 1972	21,021.77
Sewers and Sewage Processing	15,700.00	Conservation		Collected in 1972	16,802.76
Garbage and Trash Disposal	9,000.00	All Other		Cancelled, Abated or Adjusted 1972	
Public Buildings and Grounds	10,000.00	CAPITAL DEBT AUTHORIZED, DECEMBER 31, 1972		Transfers to Tax Title Liens or Foreclosed	
Other Public Works		ISSUED AND UNISSUED GROSS DEBT NET DEBT		Balance December 31, 1972	4,219.01
HEALTH and WELFARE		School 435,000		TAX TITLE LIENS OUTSTANDING	
Health Services Except Environmental	2,100.00	Self-liquidating 105,000		Balance January 1, 1972	3,114.62
Welfare-Public Assistance		Other 540,000		Transfers From Taxes	62.72
Hospitals, Clinics, First Aid	660.00	Total 540,000		Redeemed in 1972	2,592.04
Animal, Insect, & Rodent Control		ISSUED AND OUTSTANDING		Cancelled, Abated or Adjusted (1972)	
Other Welfare Services		School 435,000.00		Transfers to Foreclosed Property	
RECREATION and CONSERVATION		Self-Liquidating 105,000.00		Balance December 31, 1972	585.30
Beaches and Boardwalks	18,500.00	Other 540,000.00		PROPERTY ACQUIRED BY DEED OR FORECLOSURE	
Parks, Playgrounds, Shade Trees		Total 540,000.00		Balance January 1, 1972	100.00
Land Reclamation & Conservation		EQUALIZED VALUATION BASIS FOR NET DEBT COMPUTATION		Transfers From Taxes or Liens	
Other Recreational Services		Code Class # of Parcels % VAL'N ASSESSED VALUATION		Sale for Cash (1972)	
EDUCATION (excluding schools)		1 Vacant Land 74 1.70 193,000.00		Cancelled, Abated or Adjusted (1972)	
Libraries		2 Residential 660 63.56 7,200,400.00		Balance December 31, 1972	100.00
Other Educational Services		3 Farm 460,250.00		CURRENT FINANCES DECEMBER 31, 1972	
STATUTORY EXPENDITURES		4a Commercial 26 4.06 460,250.00		ASSETS	
Pensions & F. I. C. A.	7,815.00	4b Industrial 2 30.67 3,474,000.00		Cash Dec. 31, 1972	333,635.77
Employee Fringe Benefits	2,600.00	4c Apartments 762 Total 11,327,650.00		Taxes Receivable	28,856.37
Other Statutory Expenditures		Land Area 2.20 Sq. Miles		Tax Title Liens	585.30
MUNICIPAL FUNCTIONS TOTAL	214,305.00	Net Valuation Taxable-Municipal 11,387,750.00		Foreclosed Property	100.00
CAPITAL IMPROVEMENTS *MEMO*	10,000.00	Net Valuation Taxable-County 17,785,742.00		Emergencies & Other Deferred Charges	6,161.23
DEBT SERVICE		State Equalization Ratio 57.52		State Aid Receivable	18,212.27
Principal Payments	30,000.00			Other Receivables	6,184.15
Interest Payments	6,500.00			Total	393,735.09
DEFERRED CHARGES	15,496.33			LIABILITIES, RESERVES, AND SURPLUS	
SCHOOL, COUNTY, SPECIAL DISTRICT TAXES	636,701.15			Cash Liabilities	179,853.60
RESERVE FOR UNCOLLECTED TAXES	42,219.33			Reserves for Receivables	35,725.82
EMERGENCY EMPLOYMENT ACT OF 1971	3,500.00			Surplus Dec. 31,	178,155.67
EXPENDITURES TOTAL	946,121.61			Total	393,735.09

0243

Population 1970 3,917
 Population 1972 4,050
 S & P Rating
 Moody Rating BAA

General Tax Rate Per \$100. 3.29
 State Equalized Tax Rate 2.86

OLD TAPPAN BOROUGH — BERGEN COUNTY
Form of Government:
Borough Council
Number of Members on Governing Body 6

PER CAPITA: 475.19
 Gross Debt 144.44
 Net Debt 14.42
 Debt Service 436.46
 Total Tax Levy 175.20
 Municipal Expenditures

PER CENT: 3.57
 Gross Debt 1.08
 Net Debt
 Tax Levy Collected 95.11
 Tax Levy Cancelled, Abated or Adjusted .06

EXPENDITURES		REVENUES-REALIZED		1972 PROPERTY TAX	
GENERAL GOVERNMENT				STATE EQUALIZED TAX RATE	
Governing Body & Public Boards		1972 Property Taxes Collected	1,681,215.58	Local District School Taxes 1.35	835,255.00
Municipal Clerk		1972 Payments in Lieu of Taxes		Regional & Consolidated School Tax .94	581,100.79
Financial Administration	2,400.00	Delinquent Tax & Lien Collections	42,148.04	School Taxes in Municipal Budget	
Assessment of Taxes	5,700.00	Business Personality Replacement Taxes	23,850.17	County Taxes .35	213,560.70
Collection of Taxes	5,100.00	Taxes from Public Utilities	249,856.06	County Library Taxes	
Planning, Housing & Development	3,295.00	Other Miscellaneous Tax Revenues		Local Municipal Purpose Taxes .19	114,890.40
Human Resources		State Aid Revenues	17,444.91	Veteran & Senior Citizen Taxes .04	21,830.00
Elections		Federal Aid Revenues		Total Taxes for Rate Computation 2.87	1,767,036.89
General Administration (other)	48,853.00	State and Local Fiscal Assistance Act Utilized		Special District Taxes	
JUDICIARY		Sale of Acquired Property	14,021.72	Bank Stock Taxes	390.46
Municipal Courts	2,150.00	Other Miscellaneous Revenues	126,018.43	Added and Omitted Taxes	22,050.50
PUBLIC SAFETY		Other Revenues, Revenue Sharing Tax Effort	2,154,555.31	Total Taxes Levied - ABSTRACT	1,767,647.85
Fire Protection	33,767.00	Prior Years Surplus Appropriated	150,000.00	Total Taxes Billed	1,681,215.58
Police Protection	119,900.00	REVENUES TOTAL	2,304,555.31	1972 TAXES COLLECTED	1,681,215.58
Civil Defense & Disaster Control	885.00	CAPITAL OUTLAY TOTAL	21,755.53	1972 Taxes Cancelled, Abated or Adjusted	975.08
Environmental Inspection & Control	3,950.00	Public Enterprises		Transfer to Tax Title Liens or Foreclosed	3,543.33
Other Public Safety		Recreation—Culture		Balance Outstanding Dec. 31, 1972	81,913.46
PUBLIC WORKS		Public Works	1,450.00	PRIOR YEARS TAXES OUTSTANDING	
Streets and Drainage	106,200.00	Buildings and Grounds	20,305.53	Balance January 1, 1972	127,969.24
Sewers and Sewage Processing		Library and Education		Collected in 1972	41,852.89
Garbage and Trash Disposal		Conservation		Cancelled, Abated or Adjusted 1972	
Public Buildings and Grounds	12,200.00	All Other		Transfers to Tax Title Liens or Foreclosed	114.40
Other Public Works	22,550.00	CAPITAL DEBT AUTHORIZED, DECEMBER 31, 1972		Balance December 31, 1972	86,001.55
HEALTH and WELFARE		ISSUED AND UNISSUED		TAX TITLE LIENS OUTSTANDING	
Health Services Except Environmental	12,185.00	School	1,339,511	Balance January 1, 1972	7,024.87
Welfare-Public Assistance	220.00	Self-Liquidating		Transfers From Taxes	3,650.72
Hospitals, Clinics, First Aid	300.00	Other	585,000	Redeemed in 1972	295.15
Animal, Insect, & Rodent Control		Total	1,924,511	Cancelled, Abated or Adjusted (1972)	
Other Welfare Services		ISSUED AND OUTSTANDING		Transfers to Foreclosed Property	
RECREATION and CONSERVATION		School	1,339,511.10	Balance December 31, 1972	10,420.44
Beaches and Boardwalks		Self-Liquidating		PROPERTY ACQUIRED BY DEED OR FORECLOSURE	
Parks, Playgrounds, Shade Trees	15,055.00	Other	585,000.00	Balance January 1, 1972	357,900.00
Land Reclamation & Conservation		Total	1,924,511.10	Transfers From Taxes or Liens	
Other Recreational Services	71,130.00	EQUALIZED VALUATION BASIS		Sale for Cash (1972)	
EDUCATION (excluding schools)		FOR NET DEBT COMPUTATION	53,555,480.00	Cancelled, Abated or Adjusted (1972)	
Libraries	13,600.00	REAL PROPERTY VALUATIONS		Balance December 31, 1972	357,900.00
Other Educational Services		Code Class # of Parcels % VAL'N		CURRENT FINANCES DECEMBER 31, 1972	
STATUTORY EXPENDITURES		1 Vacant Land 274 8.99	4,820,000.00	ASSETS	
Pensions & F. I. C. A.	24,300.00	2 Residential 1015 77.59	41,614,900.00	Cash Dec. 31, 1972	250,872.41
Employee Fringe Benefits	5,000.00	3 Farm 24 .57	515,700.00	Taxes Receivable	167,915.41
Other Statutory Expenditures		4a Commercial 82 12.45	6,678,800.00	Tax Title Liens	10,420.44
MUNICIPAL FUNCTIONS		4b Industrial		Foreclosed Property	357,500.00
CAPITAL IMPROVEMENTS	508,820.00	4c Apartments		Emergencies & Other Deferred Charges	9,236.72
DEBT SERVICE		1395 Total	53,633,400.00	State Aid Receivable	524.88
Principal Payments	20,000.00	Land Area 3.10 Sq. Miles		Other Receivables	2,374.48
Interest Payments	38,417.50	Net Valuation Taxable-Municipal	53,836,556.00	Total	835,244.34
DEFERRED CHARGES		Net Valuation Taxable-County	56,002,324.00	LIABILITIES, RESERVES, AND SURPLUS	
SCHOOL, COUNTY, SPECIAL DISTRICT TAXES	1,630,316.49	State Equalization Ratio	87.23	Cash Liabilities	53,575.65
RESERVE FOR UNCOLLECTED TAXES	123,731.01			Reserves for Receivables	578,610.33
EMERGENCY EMPLOYMENT ACT OF 1971				Surplus Dec. 31,	167,058.36
EXPENDITURES TOTAL	2,335,874.73			Total	839,244.34

1706

Population 1970 2,088
 Population 1972 2,120
 S & P Rating
 Moody Rating

General Tax Rate Per \$100.
 4.21
 State Equalized Tax Rate
 3.31

OLDMANS TOWNSHIP — SALEM COUNTY

Form of Government:
 Township Committee
 Number of Members on Governing Body 3

PER CAPITA: 195.36
 Gross Debt 16.59
 Net Debt 1.96
 Debt Service 226.46
 Total Tax Levy 67.89
 Municipal Expenditures

PER CENT: 3.18
 Gross Debt .27
 Net Debt 89.65
 Tax Levy Collected
 Tax Levy Cancelled, Abated
 or Adjusted .18

EXPENDITURES		REVENUES-REALIZED		1972 PROPERTY TAX	
GENERAL GOVERNMENT		1972 Property Taxes Collected		STATE EQUALIZED TAX RATE	
Governing Body & Public Boards	2,600.00	1972 Payments in Lieu of Taxes		Local District School Taxes	2.28
Municipal Clerk	1,500.00	Delinquent Tax & Lien Collections		Regional & Consolidated School Tax	
Financial Administration	5,400.00	Business Personality Replacement Taxes		School Taxes in Municipal Budget	
Assessment of Taxes	2,525.00	Taxes from Public Utilities		County Taxes	.57
Collection of Taxes	3,494.00	Other Miscellaneous Tax Revenues		County Library Taxes	
Planning, Housing & Development	595.00	State Aid Revenues		Local Municipal Purpose Taxes	
Human Resources		Federal Aid Revenues		Veteran & Senior Citizen Taxes	.07
Elections		State and Local Fiscal Assistance Act Utilized		Total Taxes for Rate Computation	3.32
General Administration (other)	13,575.00	Sale of Acquired Property		Special District Taxes	
JUDICIARY		Other Miscellaneous Revenues		Bank Stock Taxes	1,152.67
Municipal Courts	8,125.00	Other Revenues, Revenue Sharing Tax Effort		Added and Omitted Taxes	1,776.62
PUBLIC SAFETY		Total		Total Taxes Levied - ABSTRACT	460,097.69
Fire Protection	10,650.00	Prior Years Surplus Appropriated		Total Taxes Billed	460,580.26
Police Protection	2,600.00	REVENUES TOTAL		1972 TAXES COLLECTED	431,377.34
Civil Defense & Disaster Control	200.00	CAPITAL OUTLAY TOTAL		1972 Taxes Cancelled, Abated or Adjusted	558.84
Environmental Inspection & Control	325.00	Public Enterprises		Transfer to Tax Title Liens or Foreclosed	113.67
Other Public Safety		Recreation—Culture		Balance Outstanding Dec. 31, 1972	48,630.41
PUBLIC WORKS		Public Works		PRIOR YEARS TAXES OUTSTANDING	
Streets and Drainage	33,750.00	Buildings and Grounds		Balance January 1, 1972	25,159.78
Sewers and Sewage Processing		Library and Education		Collected in 1972	24,990.24
Garbage and Trash Disposal	8,600.00	Conservation		Cancelled, Abated or Adjusted 1972	13.41
Public Buildings and Grounds	720.00	All Other		Transfers to Tax Title Liens or Foreclosed	100.60
Other Public Works		CAPITAL DEBT AUTHORIZED, DECEMBER 31, 1972		Balance December 31, 1972	55.52
HEALTH and WELFARE		ISSUED AND UNISSUED		TAX TITLE LIENS OUTSTANDING	
Health Services Except Environmental	328.50	GROSS DEBT		Balance January 1, 1972	3,459.72
Welfare-Public Assistance	1,171.50	NET DEBT		Transfers From Taxes	214.27
Hospitals, Clinics, First Aid	600.00	School		Redeemed in 1972	2,131.76
Animal, Insect, & Rodent Control	300.00	Self-liquidating		Cancelled, Abated or Adjusted (1972)	
Other Welfare Services		Other		Transfers to Foreclosed Property	603.35
RECREATION and CONSERVATION		Total		Balance December 31, 1972	578.88
Beaches and Boardwalks		ISSUED AND OUTSTANDING		PROPERTY ACQUIRED BY DEED OR FORECLOSURE	
Parks, Playgrounds, Shade Trees	150.00	School		Balance January 1, 1972	651.65
Land Reclamation & Conservation		Self-liquidating		Transfers From Taxes or Liens	603.35
Other Recreational Services	250.00	Other		Sale for Cash (1972)	1,155.00
EDUCATION (excluding schools)		Total		Cancelled, Abated or Adjusted (1972)	
Libraries		EQUALIZED VALUATION BASIS		Balance December 31, 1972	100.00
Other Educational Services		FOR NET DEBT COMPUTATION		CURRENT FINANCES DECEMBER 31, 1972	
STATUTORY EXPENDITURES		REAL PROPERTY VALUATIONS		ASSETS	
Pensions & F. I. C. A.	1,711.00	Code Class # of Parcels % VAL'N		Cash Dec. 31, 1972	65,884.63
Employee Fringe Benefits	30.00	ASSESSED VALUATION		Taxes Receivable	46,685.54
Other Statutory Expenditures		1 Vacant Land 208 3.83		Tax Title Liens	578.88
MUNICIPAL FUNCTIONS		2 Residential 443 37.12		Foreclosed Property	100.00
CAPITAL IMPROVEMENTS		3 Farm 290 20.17		Emergencies & Other Deferred Charges	94.48
DEBT SERVICE		4a Commercial 51 38.88		State Aid Receivable	23,000.00
Principal Payments	4,000.00	4b Industrial		Other Receivables	5,172.21
Interest Payments	150.00	4c Apartments		Total	167,916.14
DEFERRED CHARGES		992 Total		LIABILITIES, RESERVES, AND SURPLUS	
SCHOOL, COUNTY, SPECIAL DISTRICT TAXES	477,168.40	Land Area 19.40 Sq. Miles		Cash Liabilities	51,597.16
RESERVE FOR UNCOLLECTED TAXES	35,200.00	Net Valuation Taxable-Municipal		Reserves for Receivables	54,537.03
EMERGENCY EMPLOYMENT ACT OF 1971		Net Valuation Taxable-County		Surplus Dec. 31,	60,981.95
EXPENDITURES		State Equalization Ratio		Total	167,916.14
TOTAL	621,095.53				

0244

Population 1970 8,903
 Population 1972 8,960
 S & P Rating A
 Moody Rating A

General Tax Rate Per \$100. 3.36
 State Equalized Tax Rate 2.74

ORADELL BOROUGH — BERGEN COUNTY
 Form of Government:
 Borough Council
 Number of Members on Governing Body 6

PER CAPITA:
 Gross Debt 312.73
 Net Debt 165.45
 Debt Service 11.92
 Total Tax Levy 439.39
 Municipal Expenditures 181.96

PER CENT:
 Gross Debt 2.13
 Net Debt 1.12
 Tax Levy Collected 97.71
 Tax Levy Cancelled, Abated or Adjusted .54

EXPENDITURES		REVENUES-REALIZED		1972 PROPERTY TAX	
GENERAL GOVERNMENT		1972 Property Taxes Collected		STATE EQUALIZED TAX RATE — 2.74	
Governing Body & Public Boards		1972 Payments in Lieu of Taxes	3,853,413.30	Local District School Taxes	844,539.00
Municipal Clerk		Delinquent Tax & Lien Collections	68,671.74	Regional & Consolidated School Tax	1,663,657.37
Financial Administration	9,700.00	Business Personalty Replacement Taxes	47,346.01	School Taxes in Municipal Budget	
Assessment of Taxes	20,329.76	Taxes from Public Utilities	25,477.09	County Taxes	514,389.12
Collection of Taxes	25,364.79	Other Miscellaneous Tax Revenues	318,761.79	County Library Taxes	
Planning, Housing & Development	3,350.00	State Aid Revenues	35,577.16	Local Municipal Purpose Taxes	872,138.26
Human Resources		Federal Aid Revenues	15,339.32	Veteran & Senior Citizen Taxes	59,790.00
Elections	1,050.00	State and Local Fiscal Assistance Act Utilized		Total Taxes for Rate Computation	3,555,113.75
General Administration (other)	121,685.71	Sale of Acquired Property		Special District Taxes	
JUDICIARY		Other Miscellaneous Revenues	274,252.29	Bank Stock Taxes	6,865.74
Municipal Courts	7,350.00	Other Revenues, Revenue Sharing Tax Effort	27,462.10	Added and Omitted Taxes	34,727.60
PUBLIC SAFETY		Total	4,666,700.80	Total Taxes Levied - ABSTRACT	3,526,517.09
Fire Protection	47,775.00	Prior Years Surplus Appropriated	200,000.00	Total Taxes Billed	3,943,664.20
Police Protection	309,137.36	REVENUES TOTAL	4,866,700.80	1972 TAXES COLLECTED	3,853,413.30
Civil Defense & Disaster Control	1,800.00	CAPITAL OUTLAY TOTAL	352,428.17	1972 Taxes Cancelled, Abated or Adjusted	21,193.42
Environmental Inspection & Control	4,300.00			Transfer to Tax Title Liens or Foreclosed	157.92
Other Public Safety				Balance Outstanding Dec. 31, 1972	68,899.56
PUBLIC WORKS				PRIOR YEARS TAXES OUTSTANDING	
Streets and Drainage	253,619.76	Public Enterprises		Balance January 1, 1972	112,213.11
Sewers and Sewage Processing	48,500.00	Recreation—Culture	7,680.10	Collected in 1972	47,346.01
Garbage and Trash Disposal	154,150.00	Public Works	27,496.24	Cancelled, Abated or Adjusted 1972	
Public Buildings and Grounds	128,517.62	Buildings and Grounds	216,207.53	Transfers to Tax Title Liens or Foreclosed	
Other Public Works		Library and Education	1,044.30	Balance December 31, 1972	64,867.10
HEALTH and WELFARE		Conservation		TAX TITLE LIENS OUTSTANDING	
Health Services Except Environmental	20,850.00	All Other		Balance January 1, 1972	481.72
Welfare-Public Assistance	1,400.00	CAPITAL DEBT AUTHORIZED, DECEMBER 31, 1972		Transfers From Taxes	277.71
Hospitals, Clinics, First Aid		ISSUED AND UNISSUED		Redeemed in 1972	
Animal, Insect, & Rodent Control		School	1,319,625	Cancelled, Abated or Adjusted (1972)	
Other Welfare Services		Self-Liquidating		Transfers to Foreclosed Property	
RECREATION and CONSERVATION		Other	1,482,398	Balance December 31, 1972	759.43
Beaches and Boardwalks		Total	2,802,023	PROPERTY ACQUIRED BY DEED OR FORECLOSURE	
Parks, Playgrounds, Shade Trees	30,300.00	ISSUED AND OUTSTANDING		Balance January 1, 1972	44,408.00
Land Reclamation & Conservation	8,936.00	School	1,319,625.32	Transfers From Taxes or Liens	
Other Recreational Services	31,550.00	Self-Liquidating		Sale for Cash (1972)	
EDUCATION (excluding schools)		Other	569,000.00	Cancelled, Abated or Adjusted (1972)	
Libraries	80,000.00	Total	2,288,625.32	Balance December 31, 1972	44,408.00
Other Educational Services		EQUALIZED VALUATION BASIS FOR NET DEBT COMPUTATION	131,850,162.33	CURRENT FINANCES DECEMBER 31, 1972	
STATUTORY EXPENDITURES		REAL PROPERTY VALUATIONS		ASSETS	
Pensions & F. I. C. A.	61,406.53	Code Class # of Parcels % VAL'N		Cash Dec. 31, 1972	1,249,922.54
Employee Fringe Benefits	23,500.00	1 Vacant Land 144 2.46	2,876,600.00	Taxes Receivable	133,766.66
Other Statutory Expenditures		2 Residential 2432 82.68	96,138,700.00	Tax Title Liens	759.43
MUNICIPAL FUNCTIONS TOTAL	1,395,372.53	3 Farm 4 .10	125,580.00	Foreclosed Property	44,408.00
CAPITAL IMPROVEMENTS *MEMO*	47,000.00	4a Commercial 91 13.85	16,202,100.00	Emergencies & Other Deferred Charges	24,107.29
DEBT SERVICE		4b Industrial		State Aid Receivable	8,954.44
Principal Payments	75,000.00	4c Apartments 4 .91	1,061,000.00	Other Receivables	2,000.00
Interest Payments	21,837.50	Total 2675	117,003,980.00	Total	1,464,518.36
DEFERRED CHARGES	4,050.00	Land Area 2.55 Sq. Miles		LIABILITIES, RESERVES, AND SURPLUS	
SCHOOL, COUNTY, SPECIAL DISTRICT TAXES	3,023,185.49	Net Valuation Taxable-Municipal	117,882,466.00	Cash Liabilities	808,326.30
RESERVE FOR UNCOLLECTED TAXES	117,182.13	Net Valuation Taxable-County	134,299,033.00	Reserves for Receivables	181,934.09
EMERGENCY EMPLOYMENT ACT OF 1971	6,887.98	State Equalization Ratio	81.59	Surplus Dec. 31,	474,657.97
EXPENDITURES TOTAL	4,653,516.03			Total	1,464,518.36

0717

Population 1970 32,566
 Population 1972 33,590
 S & P Rating AΔ
 Moody Rating A

General Tax Rate Per \$100. 8.47
 State Equalized Tax Rate 6.76

ORANGE CITY — ESSEX COUNTY

Form of Government:

Commission (1911)

Number of Members on Governing Body 5

PER CAPITA:

Gross Debt 352.49
 Net Debt 102.69
 Debt Service 11.37
 Total Tax Levy 339.48
 Municipal Expenditures 239.39

PER CENT:

Gross Debt 7.61
 Net Debt 2.22
 Tax Levy Collected 94.13
 Tax Levy Cancelled, Abated or Adjusted .80

EXPENDITURES		REVENUES-REALIZED		1972 PROPERTY TAX	
GENERAL GOVERNMENT		1972 Property Taxes Collected		STATE EQUALIZED TAX RATE	
Governing Body & Public Boards	25,400.00	1972 Payments in Lieu of Taxes		Local District School Taxes	2.64
Municipal Clerk	53,831.00	Delinquent Tax & Lien Collections		Regional & Consolidated School Tax	4,450,303.58
Financial Administration	150,783.00	Business Personalty Replacement Taxes		School Taxes in Municipal Budget	.13
Assessment of Taxes	71,449.00	Taxes from Public Utilities		County Taxes	1.32
Collection of Taxes	53,115.63	Other Miscellaneous Tax Revenues		County Library Taxes	
Planning, Housing & Development	15,500.00	State Aid Revenues		Local Municipal Purpose Taxes	2.62
Human Resources	425,076.00	Federal Aid Revenues		Veteran & Senior Citizen Taxes	.05
Elections		State and Local Fiscal Assistance Act Utilized		Total Taxes for Rate Computation	6.76
General Administration (other)	66,152.00	Sale of Acquired Property		Special District Taxes	
JUDICIARY		Other Miscellaneous Revenues		Bank Stock Taxes	21,910.45
Municipal Courts	1,291,080.40	Other Revenues, Revenue Sharing Tax Effort		Added and Omitted Taxes	41,352.89
PUBLIC SAFETY	1,417,863.00	Prior Years Surplus Appropriated		Total Taxes Levied - ABSTRACT	11,403,115.31
Fire Protection	2,600.00	REVENUES TOTAL		Total Taxes Billed	11,411,283.92
Police Protection	154,573.00	CAPITAL OUTLAY TOTAL		1972 TAXES COLLECTED	10,741,005.93
Civil Defense & Disaster Control		Public Enterprises		1972 Taxes Cancelled, Abated or Adjusted	51,431.71
Environmental Inspection & Control		Recreation—Culture		Transfer to Tax Title Liens or Foreclosed	112,654.64
Other Public Safety		Public Works		Balance Outstanding Dec. 31, 1972	466,151.64
PUBLIC WORKS		Buildings and Grounds		PRIOR YEARS TAXES OUTSTANDING	
Streets and Drainage	660,848.44	Library and Education		Balance January 1, 1972	1,205,485.13
Sewers and Sewage Processing	175,286.77	Conservation		Collected in 1972	337,750.21
Garbage and Trash Disposal	305,800.00	All Other		Cancelled, Abated or Adjusted 1972	15,819.49
Public Buildings and Grounds	116,755.00	CAPITAL DEBT AUTHORIZED, DECEMBER 31, 1972		Transfers to Tax Title Liens or Foreclosed	35,686.88
Other Public Works		ISSUED AND UNISSUED		Balance December 31, 1972	816,228.55
HEALTH and WELFARE		GROSS DEBT		TAX TITLE LIENS OUTSTANDING	
Health Services Except Environmental	247,656.00	School		Balance January 1, 1972	243,747.91
Welfare-Public Assistance	147,712.00	Self-liquidating		Transfers From Taxes	152,857.04
Hospitals, Clinics, First Aid	8,550.00	Other		Redeemed in 1972	57,082.00
Animal, Insect, & Rodent Control	4,000.00	Total		Cancelled, Abated or Adjusted (1972)	
Other Welfare Services		ISSUED AND OUTSTANDING		Transfers to Foreclosed Property	
RECREATION and CONSERVATION		SCHOOL		Balance December 31, 1972	335,522.95
Beaches and Boardwalks	156,572.00	Self-Liquidating		PROPERTY ACQUIRED BY DEED OR FORECLOSURE	
Parks, Playgrounds, Shade Trees	215,478.00	Other		Balance January 1, 1972	50,500.00
Land Reclamation & Conservation		Total		Transfers From Taxes or Liens	
Other Recreational Services	170,000.00	EQUALIZED VALUATION BASIS		Sale for Cash (1972)	15,478.02
EDUCATION (excluding schools)		FOR NET DEBT COMPUTATION		Cancelled, Abated or Adjusted (1972)	1,621.98
Libraries		REAL PROPERTY VALUATIONS		Balance December 31, 1972	33,400.00
Other Educational Services	558,619.78	Code Class # of Parcels % VAL'N		CURRENT FINANCES DECEMBER 31, 1972	
STATUTORY EXPENDITURES	136,000.00	1 Vacant Land 312 1.12		ASSETS	
Pensions & F. I. C. A.		2 Residential 3936 47.36		Cash Dec. 31, 1972	1,560,255.09
Employee Fringe Benefits		3 Farm 444 19.52		Taxes Receivable	1,282,380.19
Other Statutory Expenditures	6,688,821.02	4a Commercial 62 6.21		Tax Title Liens	335,522.95
MUNICIPAL FUNCTIONS TOTAL	25,784.44	4c Apartments 209 25.79		Foreclosed Property	33,400.00
CAPITAL IMPROVEMENTS *MEMO*		4563 Total		Emergencies & Other Deferred Charges	229,250.00
DEBT SERVICE		Land Area 2.20 Sq. Miles		State Aid Receivable	24,875.06
Principal Payments	201,000.00	Net Valuation Taxable-Municipal		Other Receivables	68,060.25
Interest Payments	181,036.85	134,857,500.00		Total	3,937,747.54
TYPE I SCHL DEBT *MEMO	206,304.75	Net Valuation Taxable-County		LIABILITIES, RESERVES, AND SURPLUS	
DEFERRED CHARGES	242,119.40	163,614,027.00		Cash Liabilities	1,692,059.59
SCHOOL, COUNTY, SPECIAL DISTRICT TAXES	6,912,231.70	State Equalization Ratio 75.86		Reserves for Receivables	1,723,363.39
RESERVE FOR UNCOLLECTED TAXES	628,406.20			Surplus Dec. 31,	521,324.56
EMERGENCY EMPLOYMENT ACT OF 1971	99,694.92			Total	3,937,747.54
EXPENDITURES TOTAL	14,953,300.09				

1971/3000

* ABOVE DEBT SERVICE INCLUDES TYPE I SCHOOL DEBT

2117

Population 1970 1,742
 Population 1972 1,755
 S & P Rating
 Moody Rating

General Tax Rate Per \$100. 3.60
 State Equalized Tax Rate 3.68

OXFORD TOWNSHIP — WARREN COUNTY

Form of Government:

Township Committee

Number of Members on Governing Body 3

PER CAPITA:

Gross Debt 148.72
 Net Debt 42.17
 Debt Service 2.55
 Total Tax Levy 193.18
 Municipal Expenditures 101.91

PER CENT:

Gross Debt 3.11
 Net Debt .88
 Tax Levy Collected 81.13
 Tax Levy Cancelled, Abated or Adjusted 1.12

EXPENDITURES		REVENUES-REALIZED		1972 PROPERTY TAX	
GENERAL GOVERNMENT				STATE EQUALIZED TAX RATE 2.62	
Governing Body & Public Boards	1,800.00	1972 Property Taxes Collected 277,771.66		Local District School Taxes	249,830.00
Municipal Clerk	1,516.00			Regional & Consolidated School Tax	
Financial Administration	2,540.00			School Taxes in Municipal Budget	
Assessment of Taxes	1,716.00			County Taxes .78	74,580.38
Collection of Taxes	2,380.83			County Library Taxes .03	2,423.28
Planning, Housing & Development	2,800.00			Local Municipal Purpose Taxes .12	11,401.09
Human Resources				Veteran & Senior Citizen Taxes .14	12,590.00
Elections				Total Taxes for Rate Computation 3.65	351,224.75
General Administration (other)	18,191.91			Special District Taxes	
JUDICIARY				Bank Stock Taxes	792.57
Municipal Courts	5,310.00			Added and Omitted Taxes	
PUBLIC SAFETY				Total Taxes Levied - ABSTRACT	339,027.32
Fire Protection	2,000.00			Total Taxes Billed	342,371.53
Police Protection	12,350.00			1972 TAXES COLLECTED	277,771.66
Civil Defense & Disaster Control	50.00			1972 Taxes Cancelled, Abated or Adjusted	3,835.52
Environmental Inspection & Control	450.00			Transfer to Tax Title Liens or Foreclosed	743.40
Other Public Safety				Balance Outstanding Dec. 31, 1972	60,020.95
PUBLIC WORKS				PRIOR YEARS TAXES OUTSTANDING	
Streets and Drainage	36,100.00			Balance January 1, 1972	58,187.54
Sewers and Sewage Processing				Collected in 1972	55,359.72
Gorbage and Trash Disposal	5,800.00			Cancelled, Abated or Adjusted 1972	1,319.78
Public Buildings and Grounds				Transfers to Tax Title Liens or Foreclosed	644.28
Other Public Works				Balance December 31, 1972	863.76
HEALTH and WELFARE				TAX TITLE LIENS OUTSTANDING	
Health Services Except Environmental	200.00			Balance January 1, 1972	3,511.26
Welfare-Public Assistance	415.00			Transfers From Taxes	1,457.26
Hospitals, Clinics, First Aid				Redeemed in 1972	779.81
Animal, Insect, & Rodent Control	100.00			Cancelled, Abated or Adjusted (1972)	
Other Welfare Services				Transfers to Foreclosed Property	
RECREATION and CONSERVATION				Balance December 31, 1972	4,188.71
Beaches and Boardwalks				PROPERTY ACQUIRED BY DEED OR	
Parks, Playgrounds, Shade Trees				FORECLOSURE	
Land Reclamation & Conservation				Balance January 1, 1972	
Other Recreational Services	325.00			Transfers From Taxes or Liens	
EDUCATION (excluding schools)				Sale for Cash (1972)	
Libraries	1,100.00			Cancelled, Abated or Adjusted (1972)	
Other Educational Services				Balance December 31, 1972	
STATUTORY EXPENDITURES				CURRENT FINANCES DECEMBER 31, 1972	
Pensions & F. I. C. A.	2,550.00			ASSETS	
Employee Fringe Benefits	600.00			Cash Dec. 31, 1972	232,248.78
Other Statutory Expenditures				Taxes Receivable	60,884.71
MUNICIPAL FUNCTIONS TOTAL	58,654.74			Tax Title Liens	4,188.71
CAPITAL IMPROVEMENTS *MEMO*	10,000.00			Foreclosed Property	
DEBT SERVICE				Emergencies & Other Deferred Charges	90,666.18
Principal Payments	2,000.00			State Aid Receivable	22,354.23
Interest Payments	2,474.56			Other Receivables	47,589.68
DEFERRED CHARGES	11,565.00			Total	458,132.29
SCHOOL, COUNTY, SPECIAL DISTRICT TAXES	326,833.66			LIABILITIES, RESERVES, AND SURPLUS	
RESERVE FOR UNCOLLECTED TAXES	64,106.46			Cash Liabilities	251,221.91
EMERGENCY EMPLOYMENT ACT OF 1971				Reserves for Receivables	112,663.10
EXPENDITURES TOTAL	505,678.42			Surplus Dec. 31,	94,247.28
				Total	458,132.29

1971/3000

2118

Population 1970
Population 1972
S & P Rating
Moody Rating

71
70

General Tax Rate Per \$100.
1.72
State Equalized Tax Rate
.65

PAHAQUARRY TOWNSHIP — WARREN COUNTY

Form of Government:

Township Committee

Number of Members on Governing Body 3

PER CAPITA:

Gross Debt

Net Debt

Debt Service

Total Tax Levy

Municipal Expenditures

178.07

335.67

PER CENT:

Gross Debt

Net Debt

Tax Levy Collected 59.30

Tax Levy Cancelled, Abated
or Adjusted .28

EXPENDITURES		REVENUES-REALIZED		1972 PROPERTY TAX	
GENERAL GOVERNMENT				STATE EQUALIZED TAX RATE →	
Governing Body & Public Boards		1972 Property Taxes Collected		Local District School Taxes	
Municipal Clerk		1972 Payments in Lieu of Taxes		Regional & Consolidated School Tax	
Financial Administration	1,550.00	Delinquent Tax & Lien Collections		School Taxes in Municipal Budget	
Assessment of Taxes	750.00	Business Personalty Replacement Taxes		County Taxes .62	
Collection of Taxes	750.00	Taxes from Public Utilities		County Library Taxes .02	
Planning, Housing & Development		Other Miscellaneous Tax Revenues		Local Municipal Purpose Taxes	
Human Resources		State Aid Revenues		Veteran & Senior Citizen Taxes .02	
Elections		Federal Aid Revenues		Total Taxes for Rate Computation .66	
General Administration (other)	4,550.00	State and Local Fiscal Assistance Act Utilized		Special District Taxes	
JUDICIARY		Sale of Acquired Property		Bank Stock Taxes	
Municipal Courts		Other Miscellaneous Revenues		Added and Omitted Taxes	
PUBLIC SAFETY		Other Revenues, Revenue Sharing Tax Effort		Total Taxes Levied - ABSTRACT	
Fire Protection	100.00	Prior Years Surplus Appropriated		Total Taxes Billed	
Police Protection	50.00	REVENUES TOTAL		1972 TAXES COLLECTED	
Civil Defense & Disaster Control				1972 Taxes Cancelled, Abated or Adjusted	
Environmental Inspection & Control				Transfer to Tax Title Liens or Foreclosed	
Other Public Safety				Balance Outstanding Dec. 31, 1972	
PUBLIC WORKS		CAPITAL OUTLAY TOTAL		PRIOR YEARS TAXES OUTSTANDING	
Streets and Drainage	14,000.00	Public Enterprises		Balance January 1, 1972	
Sewers and Sewage Processing		Recreation—Culture		Collected in 1972	
Garbage and Trash Disposal		Public Works		Cancelled, Abated or Adjusted 1972	
Public Buildings and Grounds		Buildings and Grounds		Transfers to Tax Title Liens or Foreclosed	
Other Public Works		Library and Education		Balance December 31, 1972	
HEALTH and WELFARE		Conservation		TAX TITLE LIENS OUTSTANDING	
Health Services Except Environmental		All Other		Balance January 1, 1972	
Welfare—Public Assistance		CAPITAL DEBT AUTHORIZED, DECEMBER 31, 1972		Transfers From Taxes	
Hospitals, Clinics, First Aid	50.00	ISSUED AND UNISSUED GROSS DEBT		Redeemed in 1972	
Animal, Insect, & Radent Control		School		Cancelled, Abated or Adjusted (1972)	
Other Welfare Services		Self-liquidating		Transfers to Foreclosed Property	
RECREATION and CONSERVATION		Other		Balance December 31, 1972	
Beaches and Boardwalks		Total		PROPERTY ACQUIRED BY DEED OR	
Parks, Playgrounds, Shade Trees		ISSUED AND OUTSTANDING		FORECLOSURE	
Land Reclamation & Conservation		School		Balance January 1, 1972	
Other Recreational Services		Self-Liquidating		Transfers From Taxes or Liens	
EDUCATION (excluding schools)		Other		Sale for Cash (1972)	
Libraries		Total		Cancelled, Abated or Adjusted (1972)	
Other Educational Services		EQUALIZED VALUATION BASIS		Balance December 31, 1972	
STATUTORY EXPENDITURES		FOR NET DEBT COMPUTATION		CURRENT FINANCES DECEMBER 31, 1972	
Pensions & F. I. C. A.	600.00	REAL PROPERTY VALUATIONS		ASSETS	
Employee Fringe Benefits		Code Class # of Parcels % VAL'N		Cash Dec. 31, 1972	
Other Statutory Expenditures		1 Vacant Land 4 10.58		Taxes Receivable	
MUNICIPAL FUNCTIONS TOTAL	22,800.00	2 Residential 3 7.11		Tax Title Liens	
CAPITAL IMPROVEMENTS *MEMO*		3 Farm		Foreclosed Property	
DEBT SERVICE		4a Commercial 3 82.31		Emergencies & Other Deferred Charges	
Principal Payments		4b Industrial		State Aid Receivable	
Interest Payments		4c Apartments		Other Receivables	
DEFERRED CHARGES		10 Total		Total	
SCHOOL, COUNTY, SPECIAL DISTRICT TAXES	6,142.52	Land Area 19.95 Sq. Miles		LIABILITIES, RESERVES, AND SURPLUS	
RESERVE FOR UNCOLLECTED TAXES	697.00	Net Valuation Taxable-Municipal		Cash Liabilities	
EMERGENCY EMPLOYMENT ACT OF 1971		Net Valuation Taxable-County		Reserves for Receivables	
EXPENDITURES TOTAL	29,635.52	State Equalization Ratio		Surplus Dec. 31,	
				Total	

0245

Population 1970 13,351
 Population 1972 13,510
 S & P Rating A
 Moody Rating A

General Tax Rate Per \$100. 3.34
 State Equalized Tax Rate 2.71

PALISADES PARK BOROUGH — BERGEN CO.

Form of Government:

Borough Council

Number of Members on Governing Body 6

PER CAPITA:

Gross Debt 325.96
 Net Debt 83.62
 Debt Service 7.52
 Total Tax Levy 280.04
 Municipal Expenditures 121.01

PER CENT:

Gross Debt 3.51
 Net Debt .90
 Tax Levy Collected 98.34
 Tax Levy Cancelled, Abated or Adjusted .30

EXPENDITURES		REVENUES-REALIZED		1972 PROPERTY TAX	
GENERAL GOVERNMENT				STATE EQUALIZED TAX RATE 1.63	
Governing Body & Public Boards		1972 Property Taxes Collected	3,726,679.86	Local District School Taxes	2,288,787.00
Municipal Clerk		1972 Payments in Lieu of Taxes	16,515.27	Regional & Consolidated School Tax	
Financial Administration	5,800.00	Delinquent Tax & Lien Collections	54,749.54	School Taxes in Municipal Budget	
Assessment of Taxes	5,512.00	Business Personalty Replacement Taxes	90,324.07	County Taxes	485,537.89
Collection of Taxes	20,272.00	Taxes from Public Utilities	179,941.85	County Library Taxes	
Planning, Housing & Development	3,000.00	Other Miscellaneous Tax Revenues		Local Municipal Purpose Taxes	579,078.59
Human Resources		State Aid Revenues	51,988.53	Veteran & Senior Citizen Taxes	60,365.00
Elections		Federal Aid Revenues	44,022.19	Total Taxes for Rate Computation	3,813,768.48
General Administration (other)	84,452.00	State and Local Fiscal Assistance Act Utilized		Special District Taxes	
JUDICIARY		Sale of Acquired Property	30,956.30	Bank Stock Taxes	6,123.34
Municipal Courts	10,950.00	Other Miscellaneous Revenues	36,318.49	Added and Omitted Taxes	23,865.14
PUBLIC SAFETY		Other Revenues, Revenue Sharing Tax Effort	4,221,456.10	Total Taxes Levied - ABSTRACT	3,783,391.96
Fire Protection	55,550.00	Prior Years Surplus Appropriated	209,000.00	Total Taxes Billed	3,785,519.81
Police Protection	436,630.64	REVENUES TOTAL	4,430,496.10	1972 TAXES COLLECTED	3,726,679.86
Civil Defense & Disaster Control	3,200.00	CAPITAL OUTLAY TOTAL	192,625.21	1972 Taxes Cancelled, Abated or Adjusted	11,375.29
Environmental Inspection & Control	12,900.00	Public Enterprises	7,402.00	Transfer to Tax Title Liens or Foreclosed	13.36
Other Public Safety		Recreation—Culture	185,223.21	Balance Outstanding Dec. 31, 1972	51,451.30
PUBLIC WORKS		Public Works		PRIOR YEARS TAXES OUTSTANDING	
Streets and Drainage	331,150.38	Buildings and Grounds		Balance January 1, 1972	52,875.10
Sewers and Sewage Processing		Library and Education		Collected in 1972	52,458.54
Gorbage and Trash Disposal	102,258.00	Conservation		Cancelled, Abated or Adjusted 1972	78.69
Public Buildings and Grounds	40,630.00	All Other		Transfers to Tax Title Liens or Foreclosed	337.87
Other Public Works				Balance December 31, 1972	
HEALTH and WELFARE				TAX TITLE LIENS OUTSTANDING	
Health Services Except Environmental	29,639.00			Balance January 1, 1972	2,291.00
Welfare-Public Assistance	11,127.00			Transfers From Taxes	428.97
Hospitals, Clinics, First Aid	1,600.00			Redeemed in 1972	2,291.00
Animal, Insect, & Rodent Control				Cancelled, Abated or Adjusted (1972)	
Other Welfare Services				Transfers to Foreclosed Property	
RECREATION and CONSERVATION				Balance December 31, 1972	428.97
Beaches and Boardwalks				PROPERTY ACQUIRED BY DEED OR	
Parks, Playgrounds, Shade Trees	12,700.00			FORECLOSURE	
Land Reclamation & Conservation	8,050.00			Balance January 1, 1972	16,947.50
Other Recreational Services	52,370.00			Transfers From Taxes or Liens	
EDUCATION (excluding schools)				Sale for Cash (1972)	
Libraries	29,100.00			Cancelled, Abated or Adjusted (1972)	
Other Educational Services				Balance December 31, 1972	16,947.50
STATUTORY EXPENDITURES				CURRENT FINANCES DECEMBER 31, 1972	
Pensions & F. I. C. A.	90,666.00			ASSETS	
Employee Fringe Benefits	24,221.88			Cash Dec. 31, 1972	512,467.71
Other Statutory Expenditures				Taxes Receivable	51,451.30
MUNICIPAL FUNCTIONS				Tax Title Liens	428.97
CAPITAL IMPROVEMENTS	20,000.00			Foreclosed Property	16,947.50
DEBT SERVICE				Emergencies & Other Deferred Charges	12,890.00
Principal Payments	70,000.00			State Aid Receivable	5,465.00
Interest Payments	31,653.50			Other Receivables	120.98
DEFERRED CHARGES	9,000.00			Total	599,771.46
SCHOOL, COUNTY, SPECIAL DISTRICT TAXES	2,774,324.89			LIABILITIES, RESERVES, AND SURPLUS	
RESERVE FOR UNCOLLECTED TAXES	111,493.89			Cash Liabilities	243,838.15
EMERGENCY EMPLOYMENT ACT OF 1971	40,882.88			Reserves for Receivables	68,948.75
EXPENDITURES TOTAL	4,409,174.06			Surplus Dec. 31,	286,984.56
				Total	599,771.46

1971/3000

0327

Population 1970 6,969
 Population 1972 6,955
 S & P Rating
 Moody Rating

General Tax Rate Per \$100. 3.48
 State Equalized Tax Rate 3.08

PALMYRA BOROUGH — BURLINGTON CO.
 Form of Government:
 Borough Council
 Number of Members on Governing Body 6

PER CAPITA:
 Gross Debt 94.46
 Net Debt 16.17
 Debt Service 3.81
 Total Tax Levy 196.46
 Municipal Expenditures 94.52
 PER CENT:
 Gross Debt 1.68
 Net Debt .29
 Tax Levy Collected 95.81
 Tax Levy Cancelled, Abated or Adjusted .34

EXPENDITURES		REVENUES-REALIZED		1972 PROPERTY TAX	
GENERAL GOVERNMENT				STATE EQUALIZED TAX RATE 1.88	
Governing Body & Public Boards				Local District School Taxes	667,184.00
Municipal Clerk				Regional & Consolidated School Tax	
Financial Administration	6,620.00			School Taxes in Municipal Budget	
Assessment of Taxes	6,540.00			County Taxes	262,001.00
Collection of Taxes	1,509.00			County Library Taxes	10,600.28
Planning, Housing & Development	900.00			Local Municipal Purpose Taxes	227,835.79
Human Resources	1,500.00			Veteran & Senior Citizen Taxes	53,240.00
Elections				Total Taxes for Rate Computation	1,420,861.07
General Administration (other)	61,280.00			Special District Taxes	
JUDICIARY				Bank Stock Taxes	2,484.54
Municipal Courts	6,585.00			Added and Omitted Taxes	4,134.70
PUBLIC SAFETY				Total Taxes Levied - ABSTRACT	1,374,240.71
Fire Protection	16,850.00			Total Taxes Billed	1,382,513.37
Police Protection	173,146.00			1972 TAXES COLLECTED	1,324,552.01
Civil Defense & Disaster Control	500.00			1972 Taxes Cancelled, Abated or Adjusted	4,651.84
Environmental Inspection & Control	3,375.00			Transfer to Tax Title Liens or Foreclosed	7,313.76
Other Public Safety				Balance Outstanding Dec. 31, 1972	45,955.76
PUBLIC WORKS				PRIOR YEARS TAXES OUTSTANDING	
Streets and Drainage	50,710.00			Balance January 1, 1972	40,535.29
Sewers and Sewage Processing	46,000.00			Collected in 1972	39,521.20
Garbage and Trash Disposal	63,900.00			Cancelled, Abated or Adjusted 1972	1,414.09
Public Buildings and Grounds	13,240.00			Transfers to Tax Title Liens or Foreclosed	
Other Public Works				Balance December 31, 1972	
HEALTH and WELFARE				TAX TITLE LIENS OUTSTANDING	
Health Services Except Environmental	2,650.00			Balance January 1, 1972	18,154.58
Welfare-Public Assistance	2,900.00			Transfers From Taxes	7,313.76
Hospitals, Clinics, First Aid				Redeemed in 1972	10,084.01
Animal, Insect, & Rodent Control				Cancelled, Abated or Adjusted (1972)	296.01
Other Welfare Services				Transfers to Foreclosed Property	
RECREATION and CONSERVATION				Balance December 31, 1972	15,128.32
Beaches and Boardwalks				PROPERTY ACQUIRED BY DEED OR	
Parks, Playgrounds, Shade Trees	18,680.00			FORECLOSURE	
Land Reclamation & Conservation				Balance January 1, 1972	11,300.00
Other Recreational Services	5,320.00			Transfers From Taxes or Liens	
EDUCATION (excluding schools)				Sale for Cash (1972)	
Libraries	1,000.00			Cancelled, Abated or Adjusted (1972)	
Other Educational Services				Balance December 31, 1972	11,300.00
STATUTORY EXPENDITURES				CURRENT FINANCES DECEMBER 31, 1972	
Pensions & F. I. C. A.	26,630.00			ASSETS	
Employee Fringe Benefits	3,300.00			Cash Dec. 31, 1972	568,296.95
Other Statutory Expenditures				Taxes Receivable	45,555.76
MUNICIPAL FUNCTIONS TOTAL	554,065.00			Tax Title Liens	15,128.32
CAPITAL IMPROVEMENTS *MEMO*	60,000.00			Foreclosed Property	11,300.00
DEBT SERVICE				Emergencies & Other Deferred Charges	15,192.55
Principal Payments	23,930.00			State Aid Receivable	365.58
Interest Payments	2,710.50			Other Receivables	4,584.65
DEFERRED CHARGES	8,411.05			Total	661,223.61
SCHOOL, COUNTY, SPECIAL DISTRICT TAXES	1,139,785.28			LIABILITIES, RESERVES, AND SURPLUS	
RESERVE FOR UNCOLLECTED TAXES	67,525.23			Cash Liabilities	407,843.28
EMERGENCY EMPLOYMENT ACT OF 1971	7,301.00			Reserves for Receivables	77,368.73
EXPENDITURES TOTAL	1,803,728.06			Surplus Dec. 31,	176,011.80
				Total	661,223.61

1971/3000

0246

Population 1970 28,391
 Population 1972 28,875
 S & P Rating A
 Moody Rating A

General Tax Rate Per \$100. 4.24
 State Equalized Tax Rate 2.59

PARAMUS BOROUGH — BERGEN COUNTY
 Form of Government:
 Borough Council
 Number of Members on Governing Body 6

PER CAPITA: Gross Debt 938.35
 Net Debt 56.33
 Debt Service 3.71
 Total Tax Levy 509.18
 Municipal Expenditures 180.54
 PER CENT: Gross Debt 5.25
 Net Debt .31
 Tax Levy Collected 58.37
 Tax Levy Cancelled, Abated or Adjusted .28

EXPENDITURES		REVENUES-REALIZED		1972 PROPERTY TAX	
GENERAL GOVERNMENT				STATE EQUALIZED TAX RATE 1.77	10,086,237.00
Governing Body & Public Boards	12,900.00	1972 Property Taxes Collected	14,479,229.28	Local District School Taxes	
Municipal Clerk	51,240.04	1972 Payments in Lieu of Taxes	47,697.76	Regional & Consolidated School Tax	
Financial Administration	15,900.00	Delinquent Tax & Lien Collections	191,284.83	School Taxes in Municipal Budget	
Assessment of Taxes	53,141.59	Business Personality Replacement Taxes	741,437.33	County Taxes	.37 2,088,778.92
Collection of Taxes	73,850.82	Taxes from Public Utilities	774,229.80	County Library Taxes	
Planning, Housing & Development	29,016.80	Other Miscellaneous Tax Revenues		Local Municipal Purpose Taxes	.43 2,424,704.35
Human Resources		State Aid Revenues	117,736.83	Veteran & Senior Citizen Taxes	.03 184,090.00
Elections		Federal Aid Revenues	63,925.60	Total Taxes for Rate Computation	2.60 14,783,810.27
General Administration (other)	323,480.00	State and Local Fiscal Assistance Act Utilized		Special District Taxes	
JUDICIARY		Sale of Acquired Property		Bank Stock Taxes	15,839.26
Municipal Courts	31,356.63	Other Miscellaneous Revenues	215,527.99	Added and Omitted Taxes	82,927.74
PUBLIC SAFETY		Other Revenues, Revenue Sharing Tax Effort	325,425.41	Total Taxes Levied - ABSTRACT	14,702,487.27
Fire Protection	188,359.44	Total	16,956,454.83	Total Taxes Billed	14,719,881.85
Police Protection	1,430,198.03	Prior Years Surplus Appropriated	535,000.00	1972 TAXES COLLECTED	14,479,229.28
Civil Defense & Disaster Control	21,105.00	REVENUES TOTAL	17,491,454.83	1972 Taxes Cancelled, Abated or Adjusted	41,717.64
Environmental Inspection & Control	66,645.86	CAPITAL OUTLAY TOTAL	140,670.16	Transfer to Tax Title Liens or Foreclosed	7,125.30
Other Public Safety		Public Enterprises	97,239.92	Balance Outstanding Dec. 31, 1972	151,809.63
PUBLIC WORKS		Recreation—Culture		PRIOR YEARS TAXES OUTSTANDING	
Streets and Drainage	462,247.91	Public Works	38,532.99	Balance January 1, 1972	151,465.72
Sewers and Sewage Processing		Buildings and Grounds	4,897.25	Collected in 1972	189,196.45
Garbage and Trash Disposal	302,164.15	Library and Education		Cancelled, Abated or Adjusted 1972	195.34
Public Buildings and Grounds	186,048.11	Conservation		Transfers to Tax Title Liens or Foreclosed	2,073.93
Other Public Works	78,840.00	All Other		Balance December 31, 1972	
HEALTH and WELFARE		CAPITAL DEBT AUTHORIZED, DECEMBER 31, 1972		TAX TITLE LIENS OUTSTANDING	
Health Services Except Environmental	120,801.45	ISSUED AND UNISSUED		Balance January 1, 1972	16,996.12
Welfare-Public Assistance	6,727.50	School	13,380,000	Transfers From Taxes	9,366.52
Hospitals, Clinics, First Aid	5,000.00	Self-liquidating	12,139,000	Redeemed in 1972	2,088.38
Animal, Insect, & Rodent Control		Other	1,576,000	Cancelled, Abated or Adjusted (1972)	1,029.85
Other Welfare Services		Total	27,095,000	Transfers to Foreclosed Property	
RECREATION and CONSERVATION		ISSUED AND OUTSTANDING		Balance December 31, 1972	23,244.41
Beaches and Boardwalks		School	13,380,000.00	PROPERTY ACQUIRED BY DEED OR FORECLOSURE	
Parks, Playgrounds, Shade Trees	310,228.57	Self-liquidating	11,397,000.00	Balance January 1, 1972	5,578.00
Land Reclamation & Conservation		Other	1,576,000.00	Transfers From Taxes or Liens	
Other Recreational Services	31,178.35	Total	26,353,000.00	Sale for Cash (1972)	
EDUCATION (excluding schools)		EQUALIZED VALUATION BASIS		Cancelled, Abated or Adjusted (1972)	
Libraries	235,871.00	FOR NET DEBT COMPUTATION	516,466,148.67	Balance December 31, 1972	5,578.00
Other Educational Services		REAL PROPERTY VALUATIONS		CURRENT FINANCES DECEMBER 31, 1972	
STATUTORY EXPENDITURES		Code Class # of Parcels % VAL'N		ASSETS	
Pensions & F. I. C. A.	227,047.96	1 Vacant Land 456 2.83	9,786,230.00	Cash Dec. 31, 1972	1,190,636.43
Employee Fringe Benefits	103,180.00	2 Residential 6581 49.97	172,830,500.00	Taxes Receivable	151,809.63
Other Statutory Expenditures		3 Farm 33 .17	567,800.00	Tax Title Liens	23,244.41
MUNICIPAL FUNCTIONS TOTAL	4,406,569.21	4a Commercial 406 40.35	139,538,800.00	Foreclosed Property	5,578.00
CAPITAL IMPROVEMENTS *MEMO*	239,140.00	4b Industrial 50 6.69	23,137,500.00	Emergencies & Other Deferred Charges	121,839.00
DEBT SERVICE		4c Apartments 7926	345,861,230.00	State Aid Receivable	137,754.60
Principal Payments	25,000.00	Total		Other Receivables	36,076.35
Interest Payments	82,180.60	Land Area 10.35 Sq. Miles		Total	1,707,338.42
DEFERRED CHARGES	100,006.89	Net Valuation Taxable-Municipal	349,076,608.00	LIABILITIES, RESERVES, AND SURPLUS	
SCHOOL, COUNTY, SPECIAL DISTRICT TAXES	12,175,015.92	Net Valuation Taxable-County	546,538,655.00	Cash Liabilities	634,254.10
RESERVE FOR UNCOLLECTED TAXES	526,348.10	State Equalization Ratio	61.31	Reserves for Receivables	257,108.39
EMERGENCY EMPLOYMENT ACT OF 1971	72,850.16			Surplus Dec. 31,	815,575.93
EXPENDITURES TOTAL	17,387,570.88			Total	1,707,338.42

0247

Population 1970 8,709
 Population 1972 8,940
 S & P Rating
 Moody Rating

General Tax Rate Per \$100. 4.67
 State Equalized Tax Rate 3.81

PARK RIDGE BOROUGH — BERGEN COUNTY
Form of Government:
Borough Council
Number of Members on Governing Body 6

PER CAPITA:
 Gross Debt 1,112.83
 Net Debt 816.18
 Debt Service 9.06
 Total Tax Levy 408.77
 Municipal Expenditures 163.14

PER CENT:
 Gross Debt 11.27
 Net Debt 8.27
 Tax Levy Collected 97.43
 Tax Levy Cancelled, Abated or Adjusted .22

EXPENDITURES		REVENUES-REALIZED		1972 PROPERTY TAX	
GENERAL GOVERNMENT		1972 Property Taxes Collected		STATE EQUALIZED TAX RATE	
Governing Body & Public Boards	750.00	3,564,861.55		Local District School Taxes 2.56	
Municipal Clerk				Regional & Consolidated School Tax	
Financial Administration	3,300.00	88,545.05		School Taxes in Municipal Budget	
Assessment of Taxes	6,447.00	59,112.01		County Taxes .37	
Collection of Taxes	24,988.00	151,151.71		County Library Taxes	
Planning, Housing & Development	16,725.00	35,112.37		Local Municipal Purpose Taxes .84	
Human Resources		2,699.34		Veteran & Senior Citizen Taxes .05	
Elections		450.00		Total Taxes for Rate Computation 3.82	
General Administration (other)	94,224.00	116,340.93		Special District Taxes	
JUDICIARY		33,710.17		Bank Stock Taxes	
Municipal Courts	4,785.00	160,000.00		Added and Omitted Taxes	
PUBLIC SAFETY		4,051,983.13		Total Taxes Levied - ABSTRACT	
Fire Protection	28,154.00	4,211,983.13		Total Taxes Billed	
Police Protection	264,390.00	462,797.68		1972 TAXES COLLECTED	
Civil Defense & Disaster Control	12,744.00	4,146.56		1972 Taxes Cancelled, Abated or Adjusted	
Environmental Inspection & Control	7,177.00	458,651.12		Transfer to Tax Title Liens or Foreclosed	
Other Public Safety	36,919.00			Balance Outstanding Dec. 31, 1972	
PUBLIC WORKS				PRIOR YEARS TAXES OUTSTANDING	
Streets and Drainage	209,207.00			Balance January 1, 1972	
Sewers and Sewage Processing	16,600.00			Collected in 1972	
Garbage and Trash Disposal	159,120.00			Cancelled, Abated or Adjusted 1972	
Public Buildings and Grounds	48,149.00			Transfers to Tax Title Liens or Foreclosed	
Other Public Works				Balance December 31, 1972	
HEALTH and WELFARE				TAX TITLE LIENS OUTSTANDING	
Health Services Except Environmental	35,788.00			Balance January 1, 1972	
Welfare-Public Assistance	1,575.00			Transfers From Taxes	
Hospitals, Clinics, First Aid	750.00			Redeemed in 1972	
Animal, Insect, & Rodent Control				Cancelled, Abated or Adjusted (1972)	
Other Welfare Services				Transfers to Foreclosed Property	
RECREATION and CONSERVATION				Balance December 31, 1972	
Beaches and Boardwalks				PROPERTY ACQUIRED BY DEED OR	
Parks, Playgrounds, Shade Trees	25,760.00			FORECLOSURE	
Land Reclamation & Conservation	70,000.00			Balance January 1, 1972	
Other Recreational Services	12,425.00			Transfers From Taxes or Liens	
EDUCATION (excluding schools)				Sale for Cash (1972)	
Libraries	35,676.00			Cancelled, Abated or Adjusted (1972)	
Other Educational Services	200.00			Balance December 31, 1972	
STATUTORY EXPENDITURES				CURRENT FINANCES DECEMBER 31, 1972	
Pensions & F. I. C. A.	48,901.84			ASSETS	
Employee Fringe Benefits	20,000.00			Cash Dec. 31, 1972	
Other Statutory Expenditures				Taxes Receivable	
MUNICIPAL FUNCTIONS				Tax Title Liens	
CAPITAL IMPROVEMENTS	46,000.00			Foreclosed Property	
DEBT SERVICE				Emergencies & Other Deferred Charges	
Principal Payments	71,000.00			State Aid Receivable	
Interest Payments	9,975.00			Other Receivables	
DEFERRED CHARGES				Total	
SCHOOL, COUNTY, SPECIAL DISTRICT TAXES	2,807,706.88			LIABILITIES, RESERVES, AND SURPLUS	
RESERVE FOR UNCOLLECTED TAXES	183,797.18			Cash Liabilities	
EMERGENCY EMPLOYMENT ACT OF 1971	6,552.00			Reserves for Receivables	
EXPENDITURES				Surplus Dec. 31,	
TOTAL	4,266,195.90			Total	

1429

Population 1970 55,112
 Population 1972 61,460
 S & P Rating BBB
 Moody Rating BA

General Tax Rate Per \$100. 3.45
 State Equalized Tax Rate 3.02

PARSIPPANY-TROY HILLS — MORRIS COUNTY

Form of Government:

Mayor-Council Plan E (OMCL50)

Number of Members on Governing Body 5

PER CAPITA:

Gross Debt 849.92
 Net Debt 23.30
 Debt Service .36
 Total Tax Levy 279.70
 Municipal Expenditures 78.35

PER CENT:

Gross Debt 10.72
 Net Debt .29
 Tax Levy Collected 97.17
 Tax Levy Cancelled, Abated or Adjusted .80

EXPENDITURES		REVENUES-REALIZED		1972 PROPERTY TAX	
GENERAL GOVERNMENT		1972 Property Taxes Collected		STATE EQUALIZED TAX RATE 2.11	
Governing Body & Public Boards		1972 Payments in Lieu of Taxes	16,869,514.91	Local District School Taxes	11,658,899.00
Municipal Clerk		Delinquent Tax & Lien Collections	339,021.55	Regional & Consolidated School Tax	
Financial Administration	180,412.00	Business Personalty Replacement Taxes	220,959.32	School Taxes in Municipal Budget	
Assessment of Taxes		Taxes from Public Utilities	585,995.36	County Taxes	2,104,181.42
Collection of Taxes	68,234.00	Other Miscellaneous Tax Revenues		County Library Taxes	155,475.41
Planning, Housing & Development	16,440.00	State Aid Revenues	227,384.68	Local Municipal Purpose Taxes	2,606,024.00
Human Resources	11,500.00	Federal Aid Revenues	60,584.83	Veteran & Senior Citizen Taxes	170,250.00
Elections	425,388.00	State and Local Fiscal Assistance Act Utilized		Total Taxes for Rate Computation	16,734,825.83
General Administration (other)		Sale of Acquired Property		Special District Taxes	378,125.76
JUDICIARY		Other Miscellaneous Revenues	229,204.37	Bank Stock Taxes	12,444.00
Municipal Courts	31,395.00	Other Revenues, Revenue Sharing Tax Effort	160,747.90	Added and Omitted Taxes	235,478.58
PUBLIC SAFETY		Total	18,697,412.92	Total Taxes Levied - ABSTRACT	17,190,632.17
Fire Protection	32,213.00	Prior Years Surplus Appropriated	700,000.00	Total Taxes Billed	17,360,882.17
Police Protection	1,145,618.00	REVENUES TOTAL	19,397,412.92	1972 TAXES COLLECTED	16,865,514.91
Civil Defense & Disaster Control	21,858.00	CAPITAL OUTLAY TOTAL	1,848,606.89	1972 Taxes Cancelled, Abated or Adjusted	138,504.31
Environmental Inspection & Control	127,277.00	Public Enterprises	1,822,508.61	Transfer to Tax Title Liens or Foreclosed	137,572.28
Other Public Safety		Recreation—Culture		Balance Outstanding Dec. 31, 1972	214,890.67
PUBLIC WORKS		Public Works	26,098.28	PRIOR YEARS TAXES OUTSTANDING	
Streets and Drainage	356,937.00	Buildings and Grounds		Balance January 1, 1972	233,232.57
Sewers and Sewage Processing		Library and Education		Collected in 1972	257,423.72
Garbage and Trash Disposal	66,864.00	Conservation		Cancelled, Abated or Adjusted 1972	38.78
Public Buildings and Grounds	615,804.00	All Other		Transfers to Tax Title Liens or Foreclosed	
Other Public Works		CAPITAL DEBT AUTHORIZED, DECEMBER 31, 1972		Balance December 31, 1972	35,770.47
HEALTH and WELFARE		ISSUED AND UNISSUED GROSS DEBT NET DEBT		TAX TITLE LIENS OUTSTANDING	
Health Services Except Environmental	51,574.00	School 11,581,000		Balance January 1, 1972	282,234.58
Welfare-Public Assistance	54,255.00	Self-Liquidating 39,918,290	1,055,003	Transfers From Taxes	137,572.28
Hospitals, Clinics, First Aid	3,000.00	Other 336,741	336,741	Redeemed in 1972	41,557.83
Animal, Insect, & Rodent Control	24,590.00	Total 52,236,031	1,431,744	Cancelled, Abated or Adjusted (1972)	
Other Welfare Services		ISSUED AND OUTSTANDING		Transfers to Foreclosed Property	
RECREATION and CONSERVATION		School 11,581,000.00		Balance December 31, 1972	378,605.43
Beaches and Boardwalks	7,883.00	Self-Liquidating 12,432,000.00		PROPERTY ACQUIRED BY DEED OR FORECLOSURE	
Parks, Playgrounds, Shade Trees	2,000.00	Other 175,000.00		Balance January 1, 1972	41,573.37
Land Reclamation & Conservation	258,553.00	Total 24,588,000.00		Transfers From Taxes or Liens	
Other Recreational Services		EQUALIZED VALUATION BASIS FOR NET DEBT COMPUTATION	487,191,859.00	Sale for Cash (1972)	
EDUCATION (excluding schools)		REAL PROPERTY VALUATIONS		Cancelled, Abated or Adjusted (1972)	
Libraries	200,000.00	Code Class # of Parcels % VAL'N		Balance December 31, 1972	41,573.37
Other Educational Services	50,000.00	1 Vacant Land 1214 5.11	24,657,600.00	CURRENT FINANCES DECEMBER 31, 1972	
STATUTORY EXPENDITURES		2 Residential 9277 59.78	288,208,000.00	ASSETS	
Pensions & F. I. C. A.	150,253.32	3 Farm 20 .11	547,150.00	Cash Dec. 31, 1972	1,787,700.25
Employee Fringe Benefits		4a Commercial 299 5.72	46,840,500.00	Taxes Receivable	250,661.24
Other Statutory Expenditures		4b Industrial 44 8.18	35,424,700.00	Tax Title Liens	378,609.43
MUNICIPAL FUNCTIONS		4c Apartments 46 17.09	82,397,200.00	Foreclosed Property	41,573.37
CAPITAL IMPROVEMENTS		11000 Total	482,075,550.00	Emergencies & Other Deferred Charges	
DEBT SERVICE		Land Area 24.30 Sq. Miles		State Aid Receivable	188,146.32
Principal Payments	15,000.00	Net Valuation Taxable-Municipal	486,056,752.00	Other Receivables	226,816.18
Interest Payments	7,117.50	Net Valuation Taxable-County	512,735,601.00	Total	2,873,906.79
DEFERRED CHARGES		State Equalization Ratio	87.70	LIABILITIES, RESERVES, AND SURPLUS	
SCHOOL, COUNTY, SPECIAL DISTRICT TAXES	14,336,685.59			Cash Liabilities	1,083,513.30
RESERVE FOR UNCOLLECTED TAXES	555,709.00			Reserves for Receivables	858,060.22
EMERGENCY EMPLOYMENT ACT OF 1971	72,031.19			Surplus Dec. 31,	891,533.27
EXPENDITURES TOTAL	19,151,580.20			Total	2,873,906.79

1607

Population 1970 55,124
 Population 1972 55,475
 S & P Rating A
 Moody Rating BAA

General Tax Rate Per \$100. 4.89
 State Equalized Tax Rate 4.21

PASSAIC CITY — PASSAIC COUNTY

Form of Government:

Council-Manager Plan C (OMCL50)

Number of Members on Governing Body 7

PER CAPITA:

Gross Debt 290.44
 Net Debt 68.21
 Debt Service 10.79
 Total Tax Levy 235.07
 Municipal Expenditures 181.52

PER CENT:

Gross Debt 5.74
 Net Debt 1.25
 Tax Levy Collected 95.37
 Tax Levy Cancelled, Abated or Adjusted .61

EXPENDITURES		REVENUES-REALIZED		1972 PROPERTY TAX	
GENERAL GOVERNMENT		1972 Property Taxes Collected		STATE EQUALIZED TAX RATE	
Governing Body & Public Boards	33,510.00	12,472,005.58		Local District School Taxes 2.04	
Municipal Clerk	61,898.07	37,525.05		Regional & Consolidated School Tax	
Financial Administration	81,373.53	384,686.80		School Taxes in Municipal Budget .07	
Assessment of Taxes	73,657.88	1,536,755.88		County Taxes .78	
Collection of Taxes	46,375.39	715,455.87		County Library Taxes	
Planning, Housing & Development	79,207.33	5,187.12		Local Municipal Purpose Taxes 1.26	
Human Resources	5,500.00	1,083,879.75		Veteran & Senior Citizen Taxes .05	
Elections	10,100.00	443,414.43		Total Taxes for Rate Computation 4.22	
General Administration (other)	615,686.11	Federal Aid Revenues		Special District Taxes	
JUDICIARY	54,945.87	State and Local Fiscal Assistance Act Utilized		Bank Stock Taxes	
Municipal Courts		Sale of Acquired Property		Added and Omitted Taxes	
PUBLIC SAFETY		Other Miscellaneous Revenues		Total Taxes Levied - ABSTRACT	
Fire Protection	1,456,322.19	235,399.03		Total Taxes Billed	
Police Protection	2,027,754.10	18,020,041.10		1972 TAXES COLLECTED	
Civil Defense & Disaster Control	13,500.00	500,000.00		1972 Taxes Cancelled, Abated or Adjusted	
Environmental Inspection & Control	164,384.17	18,520,041.10		Transfer to Tax Title Liens or Foreclosed	
Other Public Safety	19,708.25	CAPITAL OUTLAY TOTAL		Balance Outstanding Dec. 31, 1972	
PUBLIC WORKS		529,514.90		PRIOR YEARS TAXES OUTSTANDING	
Streets and Drainage	646,068.17	Public Enterprises		Balance January 1, 1972	
Sewers and Sewage Processing	230,625.37	Recreation—Culture		Collected in 1972	
Garbage and Trash Disposal	451,818.24	Public Works		Cancelled, Abated or Adjusted 1972	
Public Buildings and Grounds	213,259.33	Buildings and Grounds		Transfers to Tax Title Liens or Foreclosed	
Other Public Works	10,000.00	Library and Education		Balance December 31, 1972	
HEALTH and WELFARE		Conservation		TAX TITLE LIENS OUTSTANDING	
Health Services Except Environmental	318,853.44	All Other		Balance January 1, 1972	
Welfare-Public Assistance	46,697.61	CAPITAL DEBT AUTHORIZED, DECEMBER 31, 1972		Transfers From Taxes	
Hospitals, Clinics, First Aid		ISSUED AND UNISSUED GROSS DEBT		Redeemed in 1972	
Animal, Insect, & Rodent Control	62,058.51	School 7,264,000		Cancelled, Abated or Adjusted (1972)	
Other Welfare Services		Self-liquidating 5,064,000		Transfers to Foreclosed Property	
RECREATION and CONSERVATION		Other 3,784,000		Balance December 31, 1972	
Beaches and Boardwalks		Total 16,112,000		PROPERTY ACQUIRED BY DEED OR FORECLOSURE	
Parks, Playgrounds, Shade Trees	264,192.11	ISSUED AND OUTSTANDING		Balance January 1, 1972	
Land Reclamation & Conservation		School 3,392,000.00		Transfers From Taxes or Liens	
Other Recreational Services	152,163.64	Self-Liquidating 5,064,000.00		Sole for Cash (1972)	
EDUCATION (excluding schools)		Other 1,504,000.00		Cancelled, Abated or Adjusted (1972)	
Libraries	252,045.10	Total 9,960,000.00		Balance December 31, 1972	
Other Educational Services	500.00	EQUALIZED VALUATION BASIS		CURRENT FINANCES DECEMBER 31, 1972	
STATUTORY EXPENDITURES		FOR NET DEBT COMPUTATION		ASSETS	
Pensions & F. I. C. A.	823,459.34	REAL PROPERTY VALUATIONS		Cash Dec. 31, 1972	
Employee Fringe Benefits		Code Class # of Parcels % VAL'N		Taxes Receivable	
Other Statutory Expenditures		1 Vacant Land 301 .94		Tax Title Liens	
MUNICIPAL FUNCTIONS	8,295,664.75	2 Residential 5386 41.34		Foreclosed Property	
CAPITAL IMPROVEMENTS		3 Farm		Emergencies & Other Deferred Charges	
DEBT SERVICE		4a Commercial 1502 26.21		State Aid Receivable	
Principal Payments	435,000.00	4b Industrial 145 16.95		Other Receivables	
Interest Payments	163,627.00	4c Apartments 414 14.57		Total	
TYPE I SCHL DEBT *MEMO	421,858.50	Total 254,700,750.00		LIABILITIES, RESERVES, AND SURPLUS	
DEFERRED CHARGES	86,272.57	Land Area 3.20 Sq. Miles		Cash Liabilities	
SCHOOL, COUNTY, SPECIAL DISTRICT TAXES	8,943,654.72	Net Valuation Taxable-Municipal		Reserves for Receivables	
RESERVE FOR UNCOLLECTED TAXES	623,538.82	266,873,387.00		Surplus Dec. 31,	
EMERGENCY EMPLOYMENT ACT OF 1971	465,775.43	Net Valuation Taxable-County		Total	
EXPENDITURES	19,013,533.29	359,184,359.00			
		State Equalization Ratio			
		86.26			

1971/3000

* ABOVE DEBT SERVICE INCLUDES TYPE I SCHL DEBT

- 455 -

1430

Population 1970 **7,393**
 Population 1972 **7,600**
 S & P Rating **A**
 Moody Rating **BAA-1**

General Tax Rate Per \$100. **4.75**
 State Equalized Tax Rate **3.76**

PASSAIC TOWNSHIP — MORRIS COUNTY

Form of Government:

Township Committee

Number of Members on Governing Body 5

PER CAPITA:

Gross Debt **675.59**
 Net Debt **140.78**
 Debt Service **5.11**
 Total Tax Levy **452.10**
 Municipal Expenditures **189.26**

PER CENT:

Gross Debt **6.10**
 Net Debt **1.27**
 Tax Levy Collected **54.17**
 Tax Levy Cancelled, Abated or Adjusted **.44**

EXPENDITURES		REVENUES-REALIZED		1972 PROPERTY TAX	
GENERAL GOVERNMENT				STATE EQUALIZED TAX RATE 1.48	
Governing Body & Public Boards		1972 Property Taxes Collected	3,235,369.78	Local District School Taxes	1,358,085.00
Municipal Clerk		1972 Payments in Lieu of Taxes	7,750.09	Regional & Consolidated School Tax	827,172.18
Financial Administration	9,045.00	Delinquent Tax & Lien Collections	158,060.71	School Taxes in Municipal Budget	
Assessment of Taxes	6,356.00	Business Personalty Replacement Taxes	70,307.20	County Taxes	380,972.30
Collection of Taxes	15,345.00	Taxes from Public Utilities	282,332.76	County Library Taxes	
Planning, Housing & Development	18,975.00	Other Miscellaneous Tax Revenues		Local Municipal Purpose Taxes	639,277.19
Human Resources		State Aid Revenues	49,041.35	Veteran & Senior Citizen Taxes	35,650.00
Elections		Federal Aid Revenues	20,571.28	Total Taxes for Rate Computation	3,445,160.67
General Administration (other)	124,330.00	State and Local Fiscal Assistance Act Utilized		Special District Taxes	
JUDICIARY		Sale of Acquired Property		Bank Stock Taxes	1,373.15
Municipal Courts	5,180.00	Other Miscellaneous Revenues	53,076.04	Added and Omitted Taxes	29,073.54
PUBLIC SAFETY		Other Revenues, Revenue Sharing Tax Effort	41,347.28	Total Taxes Levied - ABSTRACT	3,435,957.36
Fire Protection	55,140.00	REVENUES TOTAL	4,084,856.49	Total Taxes Billed	3,440,006.60
Police Protection	307,492.00			1972 TAXES COLLECTED	3,235,369.78
Civil Defense & Disaster Control	2,160.00	Prior Years Surplus Appropriated	163,000.00	1972 Taxes Cancelled, Abated or Adjusted	15,283.26
Environmental Inspection & Control	4,380.00			Transfer to Tax Title Liens or Foreclosed	18,614.42
Other Public Safety		CAPITAL OUTLAY TOTAL	155,448.72	Balance Outstanding Dec. 31, 1972	166,739.14
PUBLIC WORKS				PRIOR YEARS TAXES OUTSTANDING	
Streets and Drainage	217,572.27	Public Enterprises	155,448.72	Balance January 1, 1972	150,383.65
Sewers and Sewage Processing		Recreation—Culture		Collected in 1972	147,236.31
Garbage and Trash Disposal	105,607.00	Public Works		Cancelled, Abated or Adjusted 1972	1,071.06
Public Buildings and Grounds	15,090.00	Buildings and Grounds		Transfers to Tax Title Liens or Foreclosed	1,909.72
Other Public Works	6,700.00	Library and Education		Balance December 31, 1972	166.60
HEALTH and WELFARE		Conservation		TAX TITLE LIENS OUTSTANDING	
Health Services Except Environmental	11,570.00	All Other		Balance January 1, 1972	38,742.88
Welfare-Public Assistance	1,593.00			Transfers From Taxes	21,112.44
Hospitals, Clinics, First Aid		CAPITAL DEBT AUTHORIZED, DECEMBER 31, 1972		Redeemed in 1972	10,824.40
Animal, Insect, & Rodent Control	4,424.00	ISSUED AND UNISSUED		Cancelled, Abated or Adjusted (1972)	
Other Welfare Services		School	2,772,446	Transfers to Foreclosed Property	
RECREATION and CONSERVATION		Self-liquidating	2,101,000	Balance December 31, 1972	45,030.92
Beaches and Boardwalks		Other	261,000	PROPERTY ACQUIRED BY DEED OR FORECLOSURE	
Parks, Playgrounds, Shade Trees	4,050.00	Total	5,134,446	Balance January 1, 1972	13,660.00
Land Reclamation & Conservation	11,600.00	ISSUED AND OUTSTANDING		Transfers From Taxes or Liens	
Other Recreational Services	10,755.00	School	2,772,446.71	Sale for Cash (1972)	
EDUCATION (excluding schools)		Self-Liquidating	2,101,000.00	Cancelled, Abated or Adjusted (1972)	
Libraries	34,350.00	Other	261,000.00	Balance December 31, 1972	13,660.00
Other Educational Services	200.00	Total	5,134,446.71	CURRENT FINANCES DECEMBER 31, 1972	
STATUTORY EXPENDITURES		EQUALIZED VALUATION BASIS		ASSETS	
Pensions & F. I. C. A.	39,248.00	FOR NET DEBT COMPUTATION	84,156,194.67	Cash Dec. 31, 1972	488,092.92
Employee Fringe Benefits	15,000.00	REAL PROPERTY VALUATIONS		Taxes Receivable	166,505.74
Other Statutory Expenditures		Code Class # of Parcels % VAL'N		Tax Title Liens	45,030.92
MUNICIPAL FUNCTIONS TOTAL	1,026,162.27	1 Vacant Land 617 7.97	5,655,290.00	Foreclosed Property	13,660.00
CAPITAL IMPROVEMENTS *MEMO*	139,900.00	2 Residential 1506 77.08	54,691,360.00	Emergencies & Other Deferred Charges	15,614.57
DEBT SERVICE		3 Farm 44 1.95	1,380,200.00	State Aid Receivable	23,980.00
Principal Payments	20,000.00	4a Commercial 96 9.63	6,834,630.00	Other Receivables	14,753.73
Interest Payments	18,840.03	4b Industrial 16 3.37	2,388,550.00	Total	772,037.88
DEFERRED CHARGES	156,796.68	4c Apartments		LIABILITIES, RESERVES, AND SURPLUS	
SCHOOL, COUNTY, SPECIAL DISTRICT TAXES	2,566,233.48	2675 Total	70,950,030.00	Cash Liabilities	218,781.10
RESERVE FOR UNCOLLECTED TAXES	205,846.63	Land Area 12.50 Sq. Miles		Reserves for Receivables	244,350.39
EMERGENCY EMPLOYMENT ACT OF 1971	10,725.32	Net Valuation Taxable-Municipal	71,585,676.00	Surplus Dec. 31,	308,906.39
EXPENDITURES TOTAL	4,004,604.41	Net Valuation Taxable-County	93,075,854.00	Total	772,037.88
		State Equalization Ratio	78.53		

1608

Population 1970 144,824
 Population 1972 147,100
 S & P Rating A
 Moody Rating BAA

General Tax Rate Per \$100. 5.88
 State Equalized Tax Rate 5.25

PATERSON CITY — PASSAIC COUNTY
 Form of Government:
 Special Charter (P.L. 1869 c.280)
 Number of Members on Governing Body 4

PER CAPITA:
 Gross Debt 393.19
 Net Debt 96.62
 Debt Service 18.82
 Total Tax Levy 250.16
 Municipal Expenditures 287.35

PER CENT:
 Gross Debt 9.25
 Net Debt 2.27
 Tax Levy Collected 91.35
 Tax Levy Cancelled, Abated or Adjusted 1.67

EXPENDITURES		REVENUES-REALIZED		1972 PROPERTY TAX	
GENERAL GOVERNMENT		1972 Property Taxes Collected		STATE EQUALIZED TAX RATE	
Governing Body & Public Boards	265,620.00	1972 Payments in Lieu of Taxes	33,655,391.07	Local District School Taxes	1.87
Municipal Clerk		Delinquent Tax & Lien Collections	417,781.08	Regional & Consolidated School Tax	
Financial Administration	15,000.00	Business Personalty Replacement Taxes	2,083,432.03	School Taxes in Municipal Budget	.37
Assessment of Taxes	156,000.00	Taxes from Public Utilities	2,103,983.86	County Taxes	.70
Collection of Taxes	140,550.00	Other Miscellaneous Tax Revenues	2,421,560.54	County Library Taxes	
Planning, Housing & Development	2,538,782.57	State Aid Revenues	30,712.04	Local Municipal Purpose Taxes	2.25
Human Resources	23,125.00	Federal Aid Revenues	9,451,845.10	Veteran & Senior Citizen Taxes	.06
Elections	24,400.00	State and Local Fiscal Assistance Act Utilized	3,548,376.63	Total Taxes for Rate Computation	5.25
General Administration (other)	1,457,400.00	Sale of Acquired Property	244,800.00	Special District Taxes	
JUDICIARY		Other Miscellaneous Revenues	791,150.00	Bank Stock Taxes	112,515.62
Municipal Courts	** 264,085.28	Other Revenues, Revenue Sharing Tax Effort	1,256,493.11	Added and Omitted Taxes	86,446.23
PUBLIC SAFETY		Total	56,486,984.36	Total Taxes Levied - ABSTRACT	36,798,650.71
Fire Protection	**5,138,100.00	Prior Years Surplus Appropriated		Total Taxes Billed	36,841,482.03
Police Protection	**6,611,014.21	REVENUES TOTAL	56,486,984.36	1972 TAXES COLLECTED	33,655,391.07
Civil Defense & Disaster Control	20,700.00	CAPITAL OUTLAY TOTAL	6,585,503.28	1972 Taxes Cancelled, Abated or Adjusted	616,686.46
Environmental Inspection & Control	** 533,050.45	Public Enterprises		Transfer to Tax Title Liens or Foreclosed	143,827.19
Other Public Safety	63,150.00	Recreation—Culture	56,463.71	Balance Outstanding Dec. 31, 1972	2,425,577.31
PUBLIC WORKS		Public Works	272,549.93	PRIOR YEARS TAXES OUTSTANDING	
Streets and Drainage	2,472,564.34	Buildings and Grounds	534,869.99	Balance January 1, 1972	5,401,168.18
Sewers and Sewage Processing	205,271.49	Library and Education	6,121,619.65	Collected in 1972	1,822,531.98
Garbage and Trash Disposal	**1,352,800.00	Conservation		Cancelled, Abated or Adjusted 1972	24,883.16
Public Buildings and Grounds	744,514.04	All Other		Transfers to Tax Title Liens or Foreclosed	122,096.78
Other Public Works	163,500.00	CAPITAL DEBT AUTHORIZED, DECEMBER 31, 1972		Balance December 31, 1972	3,431,256.26
HEALTH and WELFARE		ISSUED AND UNISSUED GROSS DEBT NET DEBT		TAX TITLE LIENS OUTSTANDING	
Health Services Except Environmental	565,222.41	School	26,117,111	Balance January 1, 1972	592,726.09
Welfare-Public Assistance	312,600.00	Self-liquidating	17,509,000	Transfers From Taxes	265,523.97
Hospitals, Clinics, First Aid	100,000.00	Other	14,212,684	Redeemed in 1972	260,500.05
Animal, Insect, & Rodent Control	49,158.28	Total	57,838,795	Cancelled, Abated or Adjusted (1972)	
Other Welfare Services	44,000.00	ISSUED AND OUTSTANDING		Transfers to Foreclosed Property	
RECREATION and CONSERVATION		School	17,569,500.00	Balance December 31, 1972	598,150.01
Beaches and Boardwalks		Self-Liquidating	17,509,000.00	PROPERTY ACQUIRED BY DEED OR FORECLOSURE	
Parks, Playgrounds, Shade Trees	407,896.02	Other	8,974,000.00	Balance January 1, 1972	175,300.00
Land Reclamation & Conservation	20,000.00	Total	44,052,500.00	Transfers From Taxes or Liens	
Other Recreational Services	** 320,437.39	EQUALIZED VALUATION BASIS FOR NET DEBT COMPUTATION	625,144,952.00	Sale for Cash (1972)	
EDUCATION (excluding schools)		REAL PROPERTY VALUATIONS		Cancelled, Abated or Adjusted (1972)	
Libraries	565,770.00	Code Class # of Parcels % VAL'N	ASSESSED VALUATION	Balance December 31, 1972	175,300.00
Other Educational Services	402,550.00	1 Vacant Land 1511 1.10	6,705,300.00	CURRENT FINANCES DECEMBER 31, 1972	
STATUTORY EXPENDITURES		2 Residential 17961 56.68	344,601,890.00	ASSETS	
Pensions & F. I. C. A.	1,924,175.85	3 Farm		Cash Dec. 31, 1972	7,356,053.00
Employee Fringe Benefits	153,000.00	4a Commercial 2930 21.30	129,497,500.00	Taxes Receivable	5,856,833.57
Other Statutory Expenditures		4b Industrial 520 12.57	76,451,350.00	Tax Title Liens	598,150.01
MUNICIPAL FUNCTIONS TOTAL	27,459,477.33	4c Apartments 563 8.35	50,760,850.00	Foreclosed Property	175,300.00
CAPITAL IMPROVEMENTS *MEMO*	552,000.00	Total	608,017,290.00	Emergencies & Other Deferred Charges	1,445,733.01
DEBT SERVICE		Land Area 8.44 Sq. Miles		State Aid Receivable	127,726.78
Principal Payments	1,417,000.00	Net Valuation Taxable-Municipal	630,130,761.00	Other Receivables	260,753.71
Interest Payments	1,351,678.64	Net Valuation Taxable-County	731,381,383.00	Total	16,224,550.08
TYPE I SCHL DEBT *MEMO	1,442,819.50	State Equalization Ratio	89.38	LIABILITIES, RESERVES, AND SURPLUS	
DEFERRED CHARGES	6,266,259.94			Cash Liabilities	8,863,542.92
SCHOOL, COUNTY, SPECIAL DISTRICT TAXES	20,711,546.06			Reserves for Receivables	7,295,037.29
RESERVE FOR UNCOLLECTED TAXES	2,544,525.42			Surplus Dec. 31,	65,669.87
EMERGENCY EMPLOYMENT ACT OF 1971	2,830,833.48			Total	16,224,550.08
EXPENDITURES TOTAL	62,981,320.87				

1971/3000

* ABOVE DEBT SERVICE INCLUDES TYPE I SCHOOL DEBT

- 457 -

**REVENUE SHARING INCLUDED

0814

Population 1970 9,084
 Population 1972 8,260
 S & P Rating
 Moody Rating

General Tax Rate Per \$100. 4.51
 State Equalized Tax Rate 3.85

PAULSBORO BOROUGH — GLOUCESTER CO.

Form of Government:

Borough Council

Number of Members on Governing Body 6

PER CAPITA:

Gross Debt 185.47
 Net Debt 13.44
 Debt Service 2.41
 Total Tax Levy 170.39
 Municipal Expenditures 100.91

PER CENT:

Gross Debt 4.80
 Net Debt .35
 Tax Levy Collected 88.05
 Tax Levy Cancelled, Abated or Adjusted .78

EXPENDITURES		REVENUES-REALIZED		1972 PROPERTY TAX	
GENERAL GOVERNMENT		1972 Property Taxes Collected		STATE EQUALIZED TAX RATE \rightarrow	
Governing Body & Public Boards	7,500.00	1,235,270.38		Local District School Taxes	2.06
Municipal Clerk	5,600.00	120,828.30		Regional & Consolidated School Tax	
Financial Administration	7,450.00	76,031.50		School Taxes in Municipal Budget	
Assessment of Taxes	5,200.00	61,448.74		County Taxes	.55
Collection of Taxes	7,750.00	34,187.98		County Library Taxes	
Planning, Housing & Development	13,250.00	18,564.00		Local Municipal Purpose Taxes	1.07
Human Resources	100.00	4,800.00		Veteran & Senior Citizen Taxes	.14
Elections	1,638.28	34,787.02		Total Taxes for Rate Computation	3.86
General Administration (other)	58,651.72	31,536.50		Special District Taxes	
JUDICIARY		1,621,854.82		Bank Stock Taxes	4,825.79
Municipal Courts	11,000.00	97,864.03		Added and Omitted Taxes	6,258.00
PUBLIC SAFETY		1,715,718.85		Total Taxes Levied - ABSTRACT	1,407,398.85
Fire Protection	11,900.00	25,146.72		Total Taxes Billed	1,407,398.85
Police Protection	215,797.56	13,023.06		1972 TAXES COLLECTED	1,235,270.38
Civil Defense & Disaster Control	200.00	16,123.66		1972 Taxes Cancelled, Abated or Adjusted	10,980.73
Environmental Inspection & Control	6,650.00			Transfer to Tax Title Liens or Foreclosed	4,595.44
Other Public Safety				Balance Outstanding Dec. 31, 1972	152,148.34
PUBLIC WORKS				PRIOR YEARS TAXES OUTSTANDING	
Streets and Drainage	112,700.00			Balance January 1, 1972	116,720.00
Sewers and Sewage Processing				Collected in 1972	113,870.87
Garbage and Trash Disposal	55,000.00			Cancelled, Abated or Adjusted 1972	
Public Buildings and Grounds	25,000.00			Transfers to Tax Title Liens or Foreclosed	2,849.05
Other Public Works				Balance December 31, 1972	.04
HEALTH and WELFARE				TAX TITLE LIENS OUTSTANDING	
Health Services Except Environmental	3,100.00			Balance January 1, 1972	9,036.33
Welfare-Public Assistance	10,250.00			Transfers From Taxes	8,265.07
Hospitals, Clinics, First Aid				Redeemed in 1972	6,957.43
Animal, Insect, & Rodent Control	200.00			Cancelled, Abated or Adjusted (1972)	
Other Welfare Services				Transfers to Foreclosed Property	
RECREATION and CONSERVATION				Balance December 31, 1972	10,343.97
Beaches and Boardwalks	1,250.00			PROPERTY ACQUIRED BY DEED OR FORECLOSURE	
Parks, Playgrounds, Shade Trees				Balance January 1, 1972	85,500.00
Land Reclamation & Conservation	15,200.00			Transfers From Taxes or Liens	
Other Recreational Services				Sale for Cash (1972)	4,800.00
EDUCATION (excluding schools)				Cancelled, Abated or Adjusted (1972)	
Libraries	4,755.90			Balance December 31, 1972	84,700.00
Other Educational Services				CURRENT FINANCES DECEMBER 31, 1972	
STATUTORY EXPENDITURES				ASSETS	
Pensions & F. I. C. A.	47,602.44			Cash Dec. 31, 1972	185,952.72
Employee Fringe Benefits	17,000.00			Taxes Receivable	152,148.38
Other Statutory Expenditures				Tax Title Liens	10,343.97
MUNICIPAL FUNCTIONS				Foreclosed Property	84,700.00
CAPITAL IMPROVEMENTS				Emergencies & Other Deferred Charges	4,451.83
DEBT SERVICE				State Aid Receivable	188,666.44
Principal Payments	16,000.00			Other Receivables	2,415.66
Interest Payments	3,900.00			Total	628,679.00
DEFERRED CHARGES				LIABILITIES, RESERVES, AND SURPLUS	
SCHOOL, COUNTY, SPECIAL DISTRICT TAXES	4,078.30			Cash Liabilities	252,073.43
RESERVE FOR UNCOLLECTED TAXES	954,140.85			Reserves for Receivables	249,608.01
EMERGENCY EMPLOYMENT ACT OF 1971	142,200.00			Surplus Dec. 31,	126,997.56
EXPENDITURES				Total	628,679.00
TOTAL	1,827,673.09				

1815

Population 1970 1,924
 Population 1972 1,965
 S & P Rating
 Moody Rating A-1

General Tax Rate Per \$100. 5.13
 State Equalized Tax Rate 2.25

PEAPACK GLADSTONE BOROUGH —
 SOMERSET COUNTY

Form of Government:
 Borough Council
 Number of Members on Governing Body 6

PER CAPITA: 309.92
 Gross Debt 284.06
 Net Debt
 Debt Service 382.35
 Total Tax Levy 184.13
 Municipal Expenditures

PER CENT: 2.09
 Gross Debt
 Net Debt 1.91
 Tax Levy Collected 92.32
 Tax Levy Cancelled, Abated or Adjusted .25

EXPENDITURES		REVENUES-REALIZED		1972 PROPERTY TAX STATE EQUALIZED TAX RATE	
GENERAL GOVERNMENT				Local District School Taxes 1.19	385,803.60
Governing Body & Public Boards		1972 Property Taxes Collected	702,525.60	Regional & Consolidated School Tax	
Municipal Clerk		1972 Payments in Lieu of Taxes		School Taxes in Municipal Budget	
Financial Administration	4,230.00	Delinquent Tax & Lien Collections		County Taxes .38	125,104.98
Assessment of Taxes	2,934.00	Business Personalty Replacement Taxes	15,167.27	County Library Taxes .02	5,714.07
Collection of Taxes	3,647.00	Taxes from Public Utilities	37,630.68	Local Municipal Purpose Taxes .67	221,636.41
Planning, Housing & Development	6,845.00	Other Miscellaneous Tax Revenues		Veteran & Senior Citizen Taxes .03	10,510.00
Human Resources		State Aid Revenues	5,947.10	Total Taxes for Rate Computation 2.25	753,169.06
Elections		Federal Aid Revenues	15,500.00	Special District Taxes	
General Administration (other)	26,468.00	State and Local Fiscal Assistance Act Utilized		Bank Stock Taxes	2,774.45
JUDICIARY		Sale of Acquired Property		Added and Omitted Taxes	6,277.54
Municipal Courts	3,231.00	Other Miscellaneous Revenues	17,413.54	Total Taxes Levied - ABSTRACT	751,311.45
PUBLIC SAFETY		Other Revenues, Revenue Sharing Tax Effort	2,150.00	Total Taxes Billed	752,831.47
Fire Protection	5,295.00	Total	800,334.59	1972 TAXES COLLECTED	702,525.60
Police Protection	58,054.00	Prior Years Surplus Appropriated	80,000.00	1972 Taxes Cancelled, Abated or Adjusted	1,876.55
Civil Defense & Disaster Control	350.00	REVENUES TOTAL	880,334.59	Transfer to Tax Title Liens or Foreclosed	
Environmental Inspection & Control	1,450.00	CAPITAL OUTLAY TOTAL	7,704.72	Balance Outstanding Dec. 31, 1972	48,429.28
Other Public Safety				PRIOR YEARS TAXES OUTSTANDING	
PUBLIC WORKS				Balance January 1, 1972	55,259.89
Streets and Drainage	54,643.00	Public Enterprises		Collected in 1972	7,914.51
Sewers and Sewage Processing		Recreation—Culture		Cancelled, Abated or Adjusted 1972	
Garbage and Trash Disposal	23,460.00	Public Works	7,704.72	Transfers to Tax Title Liens or Foreclosed	
Public Buildings and Grounds	14,400.00	Buildings and Grounds		Balance December 31, 1972	47,345.38
Other Public Works	3,500.00	Library and Education		TAX TITLE LIENS OUTSTANDING	
HEALTH and WELFARE		Conservation		Balance January 1, 1972	
Health Services Except Environmental	4,650.00	All Other		Transfers From Taxes	
Welfare-Public Assistance	2,153.00	CAPITAL DEBT AUTHORIZED, DECEMBER 31, 1972		Redeemed in 1972	
Hospitals, Clinics, First Aid	1,400.00	ISSUED AND UNISSUED GROSS DEBT NET DEBT		Cancelled, Abated or Adjusted (1972)	
Animal, Insect, & Rodent Control		School 15,000		Transfers to Foreclosed Property	
Other Welfare Services		Self-liquidating 570,000	538,171	Balance December 31, 1972	
RECREATION and CONSERVATION		Other 20,000	20,000	PROPERTY ACQUIRED BY DEED OR	
Beaches and Boardwalks		Total 609,000	558,171	FORECLOSURE	
Parks, Playgrounds, Shade Trees	1,500.00	ISSUED AND OUTSTANDING		Balance January 1, 1972	
Land Reclamation & Conservation	16,420.00	School 15,000.00		Transfers From Taxes or Liens	
Other Recreational Services	5,845.00	Self-Liquidating 570,000.00		Sale for Cash (1972)	
EDUCATION (excluding schools)		Other		Cancelled, Abated or Adjusted (1972)	
Libraries	1,600.00	Total	585,000.00	Balance December 31, 1972	
Other Educational Services		EQUALIZED VALUATION BASIS		CURRENT FINANCES DECEMBER 31, 1972	
STATUTORY EXPENDITURES		FOR NET DEBT COMPUTATION	29,150,154.67	ASSETS	
Pensions & F. I. C. A.	7,328.00	REAL PROPERTY VALUATIONS		Cash Dec. 31, 1972	234,899.08
Employee Fringe Benefits	2,450.00	Code Class # of Parcels % VAL'N		Taxes Receivable	95,774.66
Other Statutory Expenditures		1 Vacant Land 143 8.48	1,234,500.00	Tax Title Liens	
MUNICIPAL FUNCTIONS	TOTAL 256,053.00	2 Residential 440 64.30	9,365,200.00	Foreclosed Property	
CAPITAL IMPROVEMENTS	*MEMO* 45,000.00	3 Farm 48 5.59	813,900.00	Emergencies & Other Deferred Charges	3,264.00
DEBT SERVICE		4a Commercial 33 17.67	2,574,000.00	State Aid Receivable	32,041.00
Principal Payments		4b Industrial 4 3.65	532,300.00	Other Receivables	2,099.07
Interest Payments		4c Apartments 1 .30	44,300.00	Total	368,077.81
DEFERRED CHARGES	26,581.56	669 Total	14,564,200.00	LIABILITIES, RESERVES, AND SURPLUS	
SCHOOL, COUNTY, SPECIAL DISTRICT TAXES	520,622.65	Land Area 5.80 Sq. Miles		Cash Liabilities	55,646.21
RESERVE FOR UNCOLLECTED TAXES	78,780.17	Net Valuation Taxable-Municipal	14,705,830.00	Reserves for Receivables	57,873.73
EMERGENCY EMPLOYMENT ACT OF 1971		Net Valuation Taxable-County	29,481,951.00	Surplus Dec. 31,	170,557.87
EXPENDITURES	TOTAL 882,437.38	State Equalization Ratio	44.71	Total	368,077.81

0328

Population 1970 1,344
 Population 1972 1,400
 S & P Rating
 Moody Rating

General Tax Rate Per \$100. 3.82
 State Equalized Tax Rate 2.85

PEMBERTON BOROUGH — BURLINGTON CO.

Form of Government:

Borough Council

Number of Members on Governing Body 6

PER CAPITA:

Gross Debt 115.97
 Net Debt
 Debt Service
 Total Tax Levy 149.74
 Municipal Expenditures 140.72

PER CENT:

Gross Debt 2.87
 Net Debt
 Tax Levy Collected 88.54
 Tax Levy Cancelled, Abated or Adjusted .43

EXPENDITURES		REVENUES-REALIZED		1972 PROPERTY TAX	
GENERAL GOVERNMENT				STATE EQUALIZED TAX RATE 1.63	
Governing Body & Public Boards		1972 Property Taxes Collected	184,644.32	Local District School Taxes	120,941.00
Municipal Clerk		1972 Payments in Lieu of Taxes		Regional & Consolidated School Tax	
Financial Administration	3,425.00	Delinquent Tax & Lien Collections	23,399.65	School Taxes in Municipal Budget	
Assessment of Taxes	7,288.00	Business Personalty Replacement Taxes	6,560.93	County Taxes	45,846.54
Collection of Taxes	2,148.40	Taxes from Public Utilities	12,811.95	County Library Taxes	1,854.93
Planning, Housing & Development	200.00	Other Miscellaneous Tax Revenues		Local Municipal Purpose Taxes	39,501.74
Human Resources		State Aid Revenues	5,829.70	Veteran & Senior Citizen Taxes	3,980.00
Elections		Federal Aid Revenues	40,478.20	Total Taxes for Rate Computation	212,124.21
General Administration (other)	15,304.35	State and Local Fiscal Assistance Act Utilized		Special District Taxes	
JUDICIARY		Sale of Acquired Property		Bank Stock Taxes	1,498.26
Municipal Courts	3,237.37	Other Miscellaneous Revenues	13,126.82	Added and Omitted Taxes	
PUBLIC SAFETY		Other Revenues, Revenue Sharing Tax Effort	2,205.41	Total Taxes Levied - ABSTRACT	209,642.47
Fire Protection	5,050.00	Total	289,060.98	Total Taxes Billed	208,553.52
Police Protection	25,621.19	Prior Years Surplus Appropriated	55,000.00	1972 TAXES COLLECTED	184,644.32
Civil Defense & Disaster Control	300.00	REVENUES TOTAL	344,060.98	1972 Taxes Cancelled, Abated or Adjusted	901.90
Environmental Inspection & Control	347.00			Transfer to Tax Title Liens or Foreclosed	516.80
Other Public Safety				Balance Outstanding Dec. 31, 1972	22,090.50
PUBLIC WORKS		CAPITAL OUTLAY TOTAL		PRIOR YEARS TAXES OUTSTANDING	
Streets and Drainage	15,200.00	Public Enterprises		Balance January 1, 1972	23,541.96
Sewers and Sewage Processing		Recreation—Culture		Collected in 1972	23,366.70
Garbage and Trash Disposal	10,650.00	Public Works		Cancelled, Abated or Adjusted 1972	
Public Buildings and Grounds	2,116.66	Buildings and Grounds		Transfers to Tax Title Liens or Foreclosed	
Other Public Works		Library and Education		Balance December 31, 1972	175.26
HEALTH and WELFARE		Conservation		TAX TITLE LIENS OUTSTANDING	
Health Services Except Environmental	150.00	All Other		Balance January 1, 1972	2,747.20
Welfare-Public Assistance	63.16			Transfers From Taxes	516.80
Hospitals, Clinics, First Aid		CAPITAL DEBT AUTHORIZED, DECEMBER 31, 1972		Redeemed in 1972	32.95
Animal, Insect, & Rodent Control		ISSUED AND UNISSUED GROSS DEBT NET DEBT		Cancelled, Abated or Adjusted (1972)	
Other Welfare Services		School 70,000		Transfers to Foreclosed Property	
RECREATION and CONSERVATION		Self-liquidating 92,364		Balance December 31, 1972	3,631.05
Beaches and Boardwalks		Other 162,364		PROPERTY ACQUIRED BY DEED OR	
Parks, Playgrounds, Shade Trees	2,388.00	Total	154,000.00	FORECLOSURE	
Land Reclamation & Conservation		ISSUED AND OUTSTANDING		Balance January 1, 1972	
Other Recreational Services		School 70,000.00		Transfers From Taxes or Liens	
EDUCATION (excluding schools)		Self-Liquidating 84,000.00		Sale for Cash (1972)	
Libraries	2,700.00	Other		Cancelled, Abated or Adjusted (1972)	
Other Educational Services		Total	154,000.00	Balance December 31, 1972	
STATUTORY EXPENDITURES		EQUALIZED VALUATION BASIS		CURRENT FINANCES DECEMBER 31, 1972	
Pensions & F. I. C. A.	3,040.12	FOR NET DEBT COMPUTATION	5,656,048.33	ASSETS	
Employee Fringe Benefits	1,672.35	REAL PROPERTY VALUATIONS		Cash Dec. 31, 1972	63,673.26
Other Statutory Expenditures		Code Class # of Parcels % VAL'N		Taxes Receivable	22,265.76
MUNICIPAL FUNCTIONS TOTAL	104,901.60	1 Vacant Land 15 2.24	117,300.00	Tax Title Liens	3,631.05
CAPITAL IMPROVEMENTS *MEMO*		2 Residential 314 64.24	3,363,950.00	Foreclosed Property	
DEBT SERVICE		3 Farm 5 .32	16,700.00	Emergencies & Other Deferred Charges	8,427.14
Principal Payments		4a Commercial 46 23.08	1,208,500.00	State Aid Receivable	2,722.37
Interest Payments		4b Industrial		Other Receivables	2,327.13
DEFERRED CHARGES	11,002.33	4c Apartments 4 10.12	530,000.00	Total	103,046.71
SCHOOL, COUNTY, SPECIAL DISTRICT TAXES	168,842.47	384 Total	5,236,450.00	LIABILITIES, RESERVES, AND SURPLUS	
RESERVE FOR UNCOLLECTED TAXES	37,343.85	Land Area .76 Sq. Miles		Cash Liabilities	28,018.75
EMERGENCY EMPLOYMENT ACT OF 1971	43,755.30	Net Valuation Taxable-Municipal	5,564,247.00	Reserves for Receivables	28,223.94
EXPENDITURES TOTAL	365,645.55	Net Valuation Taxable-County	7,339,572.00	Surplus Dec. 31,	46,804.02
		State Equalization Ratio	74.85	Total	103,046.71

1971/3000

0329

Population 1970 19,754
 Population 1972 21,985
 S & P Rating
 Moody Rating

General Tax Rate Per \$100. 3.63
 State Equalized Tax Rate 2.63

PEMBERTON TOWNSHIP — BURLINGTON CO.
Form of Government:
Township Committee
Number of Members on Governing Body 5

PER CAPITA:
 Gross Debt 459.55
 Net Debt 211.94
 Debt Service .99
 Total Tax Levy 101.19
 Municipal Expenditures 72.00

PER CENT:
 Gross Debt 14.38
 Net Debt 6.63
 Tax Levy Collected 92.16
 Tax Levy Cancelled, Abated or Adjusted

EXPENDITURES		REVENUES-REALIZED		1972 PROPERTY TAX	
GENERAL GOVERNMENT				STATE EQUALIZED TAX RATE	
Governing Body & Public Boards		1972 Property Taxes Collected	2,050,226.25	Local District School Taxes 1.19	1,001,595.25
Municipal Clerk		1972 Payments in Lieu of Taxes		Regional & Consolidated School Tax	
Financial Administration	14,000.00	Delinquent Tax & Lien Collections	145,416.18	School Taxes in Municipal Budget	
Assessment of Taxes	152,750.00	Business Personalty Replacement Taxes	25,204.85	County Taxes .62	517,362.83
Collection of Taxes	51,025.00	Taxes from Public Utilities	304,869.26	County Library Taxes .02	20,932.18
Planning, Housing & Development	12,660.00	Other Miscellaneous Tax Revenues		Local Municipal Purpose Taxes .68	573,385.08
Human Resources	1,000.00	State Aid Revenues	75,918.14	Veteran & Senior Citizen Taxes .12	98,770.00
Elections		Federal Aid Revenues	60,901.50	Total Taxes for Rate Computation 2.63	2,212,045.34
General Administration (other)	142,941.00	State and Local Fiscal Assistance Act Utilized		Special District Taxes	
JUDICIARY		Sale of Acquired Property	6,700.00	Bank Stock Taxes	1,257.86
Municipal Courts	16,010.00	Other Miscellaneous Revenues	115,587.14	Added and Omitted Taxes	110,210.70
PUBLIC SAFETY		Other Revenues, Revenue Sharing Tax Effort	56,270.00	Total Taxes Levied - ABSTRACT	2,224,743.90
Fire Protection	25,350.00	Total	2,841,493.32	Total Taxes Billed	2,224,743.90
Police Protection	314,650.00	Prior Years Surplus Appropriated	240,000.00	1972 TAXES COLLECTED	2,050,226.25
Civil Defense & Disaster Control	250.00	REVENUES TOTAL	3,081,493.32	1972 Taxes Cancelled, Abated or Adjusted	
Environmental Inspection & Control	6,500.00	CAPITAL OUTLAY TOTAL	40,184.35	Transfer to Tax Title Liens or Foreclosed	
Other Public Safety				Balance Outstanding Dec. 31, 1972	174,517.65
PUBLIC WORKS				PRIOR YEARS TAXES OUTSTANDING	
Streets and Drainage	289,475.00	Public Enterprises		Balance January 1, 1972	141,452.50
Sewers and Sewage Processing		Recreation—Culture		Collected in 1972	133,630.18
Garbage and Trash Disposal	16,650.00	Public Works		Cancelled, Abated or Adjusted 1972	
Public Buildings and Grounds	23,650.00	Buildings and Grounds	40,184.35	Transfers to Tax Title Liens or Foreclosed	
Other Public Works	6,100.00	Library and Education		Balance December 31, 1972	7,822.32
HEALTH and WELFARE		Conservation		TAX TITLE LIENS OUTSTANDING	
Health Services Except Environmental	5,750.00	All Other		Balance January 1, 1972	146,871.88
Welfare-Public Assistance	15,300.00			Transfers From Taxes	
Hospitals, Clinics, First Aid				Redeemed in 1972	11,786.00
Animal, Insect, & Rodent Control	5,519.00			Cancelled, Abated or Adjusted (1972)	
Other Welfare Services				Transfers to Foreclosed Property	
RECREATION and CONSERVATION				Balance December 31, 1972	135,065.88
Beaches and Boardwalks				PROPERTY ACQUIRED BY DEED OR	
Parks, Playgrounds, Shade Trees				FORECLOSURE	
Land Reclamation & Conservation				Balance January 1, 1972	77,139.10
Other Recreational Services	44,350.00			Transfers From Taxes or Liens	
EDUCATION (excluding schools)				Sale for Cash (1972)	6,700.00
Libraries	33,000.00			Cancelled, Abated or Adjusted (1972)	
Other Educational Services				Balance December 31, 1972	70,439.10
STATUTORY EXPENDITURES				CURRENT FINANCES DECEMBER 31, 1972	
Pensions & F. I. C. A.	50,000.00			ASSETS	
Employee Fringe Benefits	30,650.00			Cash Dec. 31, 1972	742,504.42
Other Statutory Expenditures				Taxes Receivable	182,339.97
MUNICIPAL FUNCTIONS TOTAL	1,265,580.00			Tax Title Liens	135,065.88
CAPITAL IMPROVEMENTS *MEMO*	54,400.00			Foreclosed Property	70,439.10
DEBT SERVICE				Emergencies & Other Deferred Charges	124,000.00
Principal Payments	10,000.00			State Aid Receivable	52,684.56
Interest Payments	11,687.50			Other Receivables	13,798.57
				Total	1,321,252.90
DEFERRED CHARGES	17,000.00			LIABILITIES, RESERVES, AND SURPLUS	
SCHOOL, COUNTY, SPECIAL DISTRICT TAXES	1,535,890.26			Cash Liabilities	671,597.06
RESERVE FOR UNCOLLECTED TAXES	205,447.19			Reserves for Receivables	401,663.52
EMERGENCY EMPLOYMENT ACT OF 1971	65,149.00			Surplus Dec. 31,	247,992.32
EXPENDITURES TOTAL	3,122,752.55			Total	1,321,252.90

1971/3000

1108

Population 1970 2,151
 Population 1972 2,175
 S & P Rating
 Moody Rating

General Tax Rate Per \$100. 6.18
 State Equalized Tax Rate 3.21

PENNINGTON BOROUGH — MERCER COUNTY

Form of Government:

Borough Council

Number of Members on Governing Body 6

PER CAPITA:

Gross Debt 158.24
 Net Debt 3.63
 Debt Service 1.64
 Total Tax Levy 382.92
 Municipal Expenditures 165.92

PER CENT:

Gross Debt 1.62
 Net Debt .04
 Tax Levy Collected 94.34
 Tax Levy Cancelled, Abated or Adjusted .11

EXPENDITURES		REVENUES-REALIZED		1972 PROPERTY TAX	
GENERAL GOVERNMENT		1972 Property Taxes Collected		STATE EQUALIZED TAX RATE	
Governing Body & Public Boards		785,364.33		Local District School Taxes	
Municipal Clerk	3,474.12	1972 Payments in Lieu of Taxes		Regional & Consolidated School Tax 1.86	
Financial Administration	6,600.00	21,488.75		School Taxes in Municipal Budget	
Assessment of Taxes	1,300.00	Business Personalty Replacement Taxes		County Taxes .82	
Collection of Taxes	2,000.00	15,579.39		County Library Taxes	
Planning, Housing & Development		Taxes from Public Utilities		Local Municipal Purpose Taxes .49	
Human Resources	384.12	Other Miscellaneous Tax Revenues		Veteran & Senior Citizen Taxes .05	
Elections	65,588.56	State Aid Revenues		Total Taxes for Rate Computation 3.22	
General Administration (other)		70,619.51		Special District Taxes	
JUDICIARY		Federal Aid Revenues		Bank Stock Taxes	
Municipal Courts	3,154.00	State and Local Fiscal Assistance Act Utilized		Added and Omitted Taxes	
PUBLIC SAFETY		Sale of Acquired Property		Total Taxes Levied - ABSTRACT	
Fire Protection	6,600.00	Other Miscellaneous Revenues		Total Taxes Billed	
Police Protection	26,700.00	Other Revenues, Revenue Sharing Tax Effort		1972 TAXES COLLECTED	
Civil Defense & Disaster Control	600.00	961,543.38		1972 Taxes Cancelled, Abated or Adjusted	
Environmental Inspection & Control	770.00	Prior Years Surplus Appropriated		Transfer to Tax Title Liens or Foreclosed	
Other Public Safety		REVENUES TOTAL		Balance Outstanding Dec. 31, 1972	
PUBLIC WORKS		CAPITAL OUTLAY TOTAL		PRIOR YEARS TAXES OUTSTANDING	
Streets and Drainage	73,762.26	Public Enterprises		Balance January 1, 1972	
Sewers and Sewage Processing	2,000.00	Recreation—Culture		Collected in 1972	
Garbage and Trash Disposal	17,234.31	Public Works		Cancelled, Abated or Adjusted 1972	
Public Buildings and Grounds	8,413.18	Buildings and Grounds		Transfers to Tax Title Liens or Foreclosed	
Other Public Works		Library and Education		Balance December 31, 1972	
HEALTH and WELFARE		Conservation		TAX TITLE LIENS OUTSTANDING	
Health Services Except Environmental	2,600.00	All Other		Balance January 1, 1972	
Welfare-Public Assistance	1,175.00	CAPITAL DEBT AUTHORIZED, DECEMBER 31, 1972		Transfers From Taxes	
Hospitals, Clinics, First Aid		ISSUED AND UNISSUED GROSS DEBT NET DEBT		Redeemed in 1972	
Animal, Insect, & Rodent Control		School 304,275		Cancelled, Abated or Adjusted (1972)	
Other Welfare Services		Self-liquidating 32,000		Transfers to Foreclosed Property	
RECREATION and CONSERVATION		Other 7,900		Balance December 31, 1972	
Beaches and Boardwalks	5,498.00	Total 344,175		PROPERTY ACQUIRED BY DEED OR	
Parks, Playgrounds, Shade Trees	7,629.00	ISSUED AND OUTSTANDING		FORECLOSURE	
Land Reclamation & Conservation	400.00	School 304,275.02		Balance January 1, 1972	
Other Recreational Services		Self-Liquidating 32,000.00		Transfers From Taxes or Liens	
EDUCATION (excluding schools)		Other 7,900.00		Sale for Cash (1972)	
Libraries	8,100.00	Total 344,175.02		Cancelled, Abated or Adjusted (1972)	
Other Educational Services		EQUALIZED VALUATION BASIS		Balance December 31, 1972	
STATUTORY EXPENDITURES		FOR NET DEBT COMPUTATION		CURRENT FINANCES DECEMBER 31, 1972	
Pensions & F. I. C. A.	10,083.61	REAL PROPERTY VALUATIONS		ASSETS	
Employee Fringe Benefits	1,258.37	Code Class # of Parcels % VAL'N		Cash Dec. 31, 1972	
Other Statutory Expenditures		ASSESSED VALUATION		Taxes Receivable	
MUNICIPAL FUNCTIONS	275,824.53	1 Vacant Land 108 1.71		Tax Title Liens	
CAPITAL IMPROVEMENTS	15,000.00	2 Residential 576 84.80		Foreclosed Property	
DEBT SERVICE		3 Farm 5 .50		Emergencies & Other Deferred Charges	
Principal Payments	3,100.00	4a Commercial 43 11.07		State Aid Receivable	
Interest Payments	475.00	4b Industrial 4 1.92		Other Receivables	
DEFERRED CHARGES		4c Apartments		Total	
SCHOOL, COUNTY, SPECIAL DISTRICT TAXES	657,480.66	736 Total		LIABILITIES, RESERVES, AND SURPLUS	
RESERVE FOR UNCOLLECTED TAXES	81,465.13	Land Area .99 Sq. Miles		Cash Liabilities	
EMERGENCY EMPLOYMENT ACT OF 1971		Net Valuation Taxable-Municipal		Reserves for Receivables	
EXPENDITURES	1,058,349.32	Net Valuation Taxable-County		Surplus Dec. 31,	
		State Equalization Ratio		Total	

1707

Population 1970 5,727
 Population 1972 6,095
 S & P Rating
 Moody Rating

General Tax Rate Per \$100. 5.81
 State Equalized Tax Rate 5.27

PENNS GROVE BOROUGH — SALEM COUNTY
 Form of Government:
 Borough Council
 Number of Members on Governing Body 6

PER CAPITA:
 Gross Debt 178.68
 Net Debt 7.89
 Debt Service .13
 Total Tax Levy 167.95
 Municipal Expenditures 88.33

PER CENT:
 Gross Debt 6.61
 Net Debt .29
 Tax Levy Collected 88.36
 Tax Levy Cancelled, Abated or Adjusted .92

EXPENDITURES		REVENUES-REALIZED		1972 PROPERTY TAX	
GENERAL GOVERNMENT				STATE EQUALIZED TAX RATE	
Governing Body & Public Boards		1972 Property Taxes Collected	505,505.91	Local District School Taxes	
Municipal Clerk		1972 Payments in Lieu of Taxes		Regional & Consolidated School Tax	3.05
Financial Administration	5,218.20	Delinquent Tax & Lien Collections	87,030.71	School Taxes in Municipal Budget	
Assessment of Taxes	3,576.40	Business Personalty Replacement Taxes	45,768.26	County Taxes	.84
Collection of Taxes	6,224.04	Taxes from Public Utilities	70,492.66	County Library Taxes	
Planning, Housing & Development	1,700.00	Other Miscellaneous Tax Revenues		Local Municipal Purpose Taxes	1.24
Human Resources		State Aid Revenues	32,062.51	Veteran & Senior Citizen Taxes	.13
Elections		Federal Aid Revenues		Total Taxes for Rate Computation	5.26
General Administration (other)	39,712.27	State and Local Fiscal Assistance Act Utilized		Special District Taxes	
JUDICIARY		Sale of Acquired Property	9,000.00	Bank Stock Taxes	6,646.68
Municipal Courts	6,180.04	Other Miscellaneous Revenues	46,687.32	Added and Omitted Taxes	6,786.09
PUBLIC SAFETY		Other Revenues, Revenue Sharing Tax Effort	18,442.11	Total Taxes Levied - ABSTRACT	1,024,840.73
Fire Protection	13,759.99	Total	1,218,989.48	Total Taxes Billed	1,024,840.73
Police Protection	157,250.00	Prior Years Surplus Appropriated	40,000.00	1972 TAXES COLLECTED	905,505.91
Civil Defense & Disaster Control		REVENUES TOTAL	1,258,989.48	1972 Taxes Cancelled, Abated or Adjusted	9,409.27
Environmental Inspection & Control	6,500.00	CAPITAL OUTLAY TOTAL	61,865.00	Transfer to Tax Title Liens or Foreclosed	9,817.84
Other Public Safety		Public Enterprises		Balance Outstanding Dec. 31, 1972	100,107.71
PUBLIC WORKS		Recreation—Culture		PRIOR YEARS TAXES OUTSTANDING	
Streets and Drainage	79,050.89	Public Works	24,865.00	Balance January 1, 1972	88,729.87
Sewers and Sewage Processing		Buildings and Grounds	37,000.00	Collected in 1972	84,268.57
Garbage and Trash Disposal	22,600.00	Library and Education		Cancelled, Abated or Adjusted 1972	2,552.95
Public Buildings and Grounds	6,700.00	Conservation		Transfers to Tax Title Liens or Foreclosed	1,712.96
Other Public Works		All Other		Balance December 31, 1972	195.39
HEALTH and WELFARE		CAPITAL DEBT AUTHORIZED, DECEMBER 31, 1972		TAX TITLE LIENS OUTSTANDING	
Health Services Except Environmental	7,670.00	ISSUED AND UNISSUED		Balance January 1, 1972	22,256.33
Welfare-Public Assistance	4,250.00	School	1,040,912	Transfers From Taxes	9,254.27
Hospitals, Clinics, First Aid	1,000.00	Self-liquidating		Redeemed in 1972	3,028.46
Animal, Insect, & Rodent Control	1,200.00	Other	48,115	Cancelled, Abated or Adjusted (1972)	
Other Welfare Services		Total	1,089,027	Transfers to Foreclosed Property	
RECREATION and CONSERVATION		ISSUED AND OUTSTANDING		Balance December 31, 1972	28,482.14
Beaches and Boardwalks		School	1,040,912.50	PROPERTY ACQUIRED BY DEED OR FORECLOSURE	
Parks, Playgrounds, Shade Trees		Self-Liquidating		Balance January 1, 1972	16,200.00
Land Reclamation & Conservation		Other	11,115.00	Transfers From Taxes or Liens	
Other Recreational Services	6,485.88	Total	1,052,027.50	Sale for Cash (1972)	
EDUCATION (excluding schools)		EQUALIZED VALUATION BASIS		Cancelled, Abated or Adjusted (1972)	
Libraries	6,800.00	FOR NET DEBT COMPUTATION	16,485,890.67	Balance December 31, 1972	16,200.00
Other Educational Services		REAL PROPERTY VALUATIONS		CURRENT FINANCES DECEMBER 31, 1972	
STATUTORY EXPENDITURES		Code Class # of Parcels % VAL'N	ASSESSED VALUATION	ASSETS	
Pensions & F. I. C. A.	21,863.48	1 Vacant Land 302 2.26	366,750.00	Cash Dec. 31, 1972	188,655.95
Employee Fringe Benefits		2 Residential 1328 71.19	11,541,950.00	Taxes Receivable	100,303.10
Other Statutory Expenditures		3 Farm 1	500.00	Tax Title Liens	28,482.14
MUNICIPAL FUNCTIONS TOTAL	358,281.19	4a Commercial 119 24.57	3,984,200.00	Foreclosed Property	16,200.00
CAPITAL IMPROVEMENTS *MEMO*	18,500.00	4b Industrial		Emergencies & Other Deferred Charges	13,545.86
DEBT SERVICE		4c Apartments 10 1.97	319,100.00	State Aid Receivable	11,741.10
Principal Payments		Total	16,212,500.00	Other Receivables	67,510.41
Interest Payments	800.00	Land Area .90 Sq. Miles		Total	426,438.56
DEFERRED CHARGES		Net Valuation Taxable-Municipal	17,848,973.00	LIABILITIES, RESERVES, AND SURPLUS	
SCHOOL, COUNTY, SPECIAL DISTRICT TAXES	765,546.01	Net Valuation Taxable-County	18,398,299.00	Cash Liabilities	90,722.20
RESERVE FOR UNCOLLECTED TAXES	139,283.54	State Equalization Ratio	90.73	Reserves for Receivables	212,495.65
EMERGENCY EMPLOYMENT ACT OF 1971				Surplus Dec. 31,	123,220.71
EXPENDITURES TOTAL	1,303,911.14			Total	426,438.56

1431

Population 1970 14,350
 Population 1972 14,600
 S & P Rating
 Moody Rating

General Tax Rate Per \$100. 3.51
 State Equalized Tax Rate 3.15

PEQUANNOCK TOWNSHIP — MORRIS COUNTY

Form of Government:

Council-Manager Plan E (OMCL50)

Number of Members on Governing Body 5

PER CAPITA:

Gross Debt 332.28
 Net Debt 40.15
 Debt Service .68
 Total Tax Levy 336.45
 Municipal Expenditures 149.95

PER CENT:

Gross Debt 3.44
 Net Debt .42
 Tax Levy Collected 97.69
 Tax Levy Cancelled, Abated or Adjusted .28

EXPENDITURES		REVENUES-REALIZED		1972 PROPERTY TAX	
GENERAL GOVERNMENT				STATE EQUALIZED TAX RATE $\frac{3.15}{2.21}$	
Governing Body & Public Boards		1972 Property Taxes Collected	4,812,600.10	Local District School Taxes	2.21 3,486,091.50
Municipal Clerk	15,250.00	1972 Payments in Lieu of Taxes		Regional & Consolidated School Tax	
Financial Administration	16,370.00	Delinquent Tax & Lien Collections	123,323.85	School Taxes in Municipal Budget	
Assessment of Taxes	13,265.00	Business Personalty Replacement Taxes	71,624.72	County Taxes	.40 627,368.66
Collection of Taxes	28,870.00	Taxes from Public Utilities	177,626.19	County Library Taxes	
Planning, Housing & Development	1,770.00	Other Miscellaneous Tax Revenues		Local Municipal Purpose Taxes	.49 765,156.83
Human Resources		State Aid Revenues	85,539.71	Veteran & Senior Citizen Taxes	.05 85,350.00
Elections		Federal Aid Revenues	13,246.21	Total Taxes for Rate Computation	3.15 4,562,566.99
General Administration (other)	131,757.80	State and Local Fiscal Assistance Act Utilized		Special District Taxes	
JUDICIARY		Sale of Acquired Property		Bank Stock Taxes	4,055.82
Municipal Courts	8,600.00	Other Miscellaneous Revenues	108,590.83	Added and Omitted Taxes	25,451.73
PUBLIC SAFETY		Other Revenues, Revenue Sharing Tax Effort	69,834.86	Total Taxes Levied - ABSTRACT	4,512,124.54
Fire Protection	27,550.00	Total	5,476,786.47	Total Taxes Billed	4,526,215.50
Police Protection	699,480.00	Prior Years Surplus Appropriated	255,000.00	1972 TAXES COLLECTED	4,812,600.10
Civil Defense & Disaster Control	2,000.00	REVENUES TOTAL	5,731,786.47	1972 Taxes Cancelled, Abated or Adjusted	13,556.94
Environmental Inspection & Control	15,250.00	CAPITAL OUTLAY TOTAL	55,705.49	Transfer to Tax Title Liens or Foreclosed	8,883.81
Other Public Safety	200.00			Balance Outstanding Dec. 31, 1972	51,178.65
PUBLIC WORKS				PRIOR YEARS TAXES OUTSTANDING	
Streets and Drainage	317,756.00	Public Enterprises		Balance January 1, 1972	142,006.31
Sewers and Sewage Processing		Recreation—Culture		Collected in 1972	133,323.85
Garbage and Trash Disposal	49,600.00	Public Works	7,870.00	Cancelled, Abated or Adjusted 1972	
Public Buildings and Grounds	32,110.00	Buildings and Grounds	47,835.49	Transfers to Tax Title Liens or Foreclosed	238.74
Other Public Works		Library and Education		Balance December 31, 1972	8,443.72
HEALTH and WELFARE		Conservation		TAX TITLE LIENS OUTSTANDING	
Health Services Except Environmental	154,735.78	All Other		Balance January 1, 1972	20,853.98
Welfare-Public Assistance	2,393.86	CAPITAL DEBT AUTHORIZED, DECEMBER 31, 1972		Transfers From Taxes	9,180.01
Hospitals, Clinics, First Aid	13,000.00	ISSUED AND UNISSUED		Redeemed in 1972	
Animal, Insect, & Rodent Control	2,000.00	School	3,561,000	Cancelled, Abated or Adjusted (1972)	
Other Welfare Services		Self-liquidating	303,500	Transfers to Foreclosed Property	
RECREATION and CONSERVATION		Other	586,750	Balance December 31, 1972	40,033.99
Beaches and Boardwalks		Total	4,851,250	PROPERTY ACQUIRED BY DEED OR	
Parks, Playgrounds, Shade Trees	80,885.00	ISSUED AND OUTSTANDING		FORECLOSURE	
Land Reclamation & Conservation	28,435.00	School	3,041,000.00	Balance January 1, 1972	8,025.00
Other Recreational Services	2,500.00	Self-Liquidating	303,500.00	Transfers From Taxes or Liens	
EDUCATION (excluding schools)		Other	290,600.00	Sale for Cash (1972)	
Libraries	85,750.00	Total	3,635,100.00	Cancelled, Abated or Adjusted (1972)	
Other Educational Services		EQUALIZED VALUATION BASIS		Balance December 31, 1972	8,025.00
STATUTORY EXPENDITURES		FOR NET DEBT COMPUTATION	141,166,557.33	CURRENT FINANCES DECEMBER 31, 1972	
Pensions & F. I. C. A.	64,548.34	REAL PROPERTY VALUATIONS		ASSETS	
Employee Fringe Benefits	27,000.00	Code Class # of Parcels % VAL'N		Cash Dec. 31, 1972	653,567.39
Other Statutory Expenditures		1 Vacant Land 348 5.14		Taxes Receivable	55,622.37
MUNICIPAL FUNCTIONS		2 Residential 3690 81.37		Tax Title Liens	40,033.99
CAPITAL IMPROVEMENTS		3 Farm 34 .33		Foreclosed Property	8,025.00
DEBT SERVICE		4a Commercial 146 11.92		Emergencies & Other Deferred Charges	3,672.54
Principal Payments		4b Industrial 5 1.24		State Aid Receivable	
Interest Payments	10,000.00	4c Apartments		Other Receivables	14,465.28
DEFERRED CHARGES	16,736.77	4223 Total	140,765,550.00	Total	859,386.57
SCHOOL, COUNTY, SPECIAL DISTRICT TAXES	4,113,460.16	Land Area 6.95 Sq. Miles		LIABILITIES, RESERVES, AND SURPLUS	
RESERVE FOR UNCOLLECTED TAXES	317,674.77	Net Valuation Taxable-Municipal	141,571,001.00	Cash Liabilities	263,342.83
EMERGENCY EMPLOYMENT ACT OF 1971	17,311.00	Net Valuation Taxable-County	153,645,308.00	Reserves for Receivables	162,146.64
EXPENDITURES TOTAL	6,302,659.48	State Equalization Ratio	89.76	Surplus Dec. 31,	423,897.10
				Total	859,386.57

1216

Population 1970 38,798
 Population 1972 39,280
 S & P Rating
 Moody Rating BAA

General Tax Rate Per \$100. 8.50
 State Equalized Tax Rate 3.98

PERTH AMBOY CITY — MIDDLESEX COUNTY
 Form of Government:
 Mayor-Council Plan B (OMCL50)
 Number of Members on Governing Body 5

PER CAPITA:
 Gross Debt 365.57
 Net Debt 60.02
 Debt Service 32.47
 Total Tax Levy 291.86
 Municipal Expenditures 258.66

PER CENT:
 Gross Debt 5.82
 Net Debt .96
 Tax Levy Collected 95.87
 Tax Levy Cancelled, Abated or Adjusted .12

EXPENDITURES		REVENUES-REALIZED		1972 PROPERTY TAX	
GENERAL GOVERNMENT		1972 Property Taxes Collected		STATE EQUALIZED TAX RATE	
Governing Body & Public Boards	35,406.83	10,990,918.70		Local District School Taxes	1.85
Municipal Clerk	54,387.00	1972 Payments in Lieu of Taxes		Regional & Consolidated School Tax	
Financial Administration	81,143.00	396,980.00		School Taxes in Municipal Budget	.24
Assessment of Taxes	75,718.00	Business Personalty Replacement Taxes		County Taxes	.65
Collection of Taxes	102,368.00	1,258,127.80		County Library Taxes	
Planning, Housing & Development	1,450,707.18	Taxes from Public Utilities		Local Municipal Purpose Taxes	1.15
Human Resources	65,245.00	491,165.96		Veteran & Senior Citizen Taxes	.06
Elections	36,897.00	Other Miscellaneous Tax Revenues		Total Taxes for Rate Computation	3.99
General Administration (other)	518,398.10	State Aid Revenues		Special District Taxes	
JUDICIARY		1,912,137.34		Bank Stock Taxes	16,262.65
Municipal Courts	57,178.00	Federal Aid Revenues		Added and Omitted Taxes	51,764.88
PUBLIC SAFETY		118,651.24		Total Taxes Levied - ABSTRACT	11,464,235.52
Fire Protection	757,786.18	State and Local Fiscal Assistance Act Utilized		Total Taxes Billed	11,464,235.52
Police Protection	1,277,655.67	Sale of Acquired Property		1972 TAXES COLLECTED	10,990,918.70
Civil Defense & Disaster Control	9,575.00	Other Miscellaneous Revenues		1972 Taxes Cancelled, Abated or Adjusted	14,000.00
Environmental Inspection & Control	37,776.79	Other Revenues, Revenue Sharing Tax Effort		Transfer to Tax Title Liens or Foreclosed	12,259.65
Other Public Safety		Total		Balance Outstanding Dec. 31, 1972	447,157.13
PUBLIC WORKS		15,951,455.03		PRIOR YEARS TAXES OUTSTANDING	
Streets and Drainage	489,835.22	1,078,186.44		Balance January 1, 1972	997,030.47
Sewers and Sewage Processing	215,011.43	REVENUES TOTAL		Collected in 1972	396,980.00
Garbage and Trash Disposal	412,091.65	259,266.39		Cancelled, Abated or Adjusted 1972	
Public Buildings and Grounds	340,255.00	CAPITAL OUTLAY		Transfers to Tax Title Liens or Foreclosed	8,049.89
Other Public Works		Public Enterprises		Balance December 31, 1972	552,000.58
HEALTH and WELFARE		980.00		TAX TITLE LIENS OUTSTANDING	
Health Services Except Environmental	174,209.00	50,547.78		Balance January 1, 1972	32,242.95
Welfare-Public Assistance	66,025.13	22,758.61		Transfers From Taxes	20,309.58
Hospitals, Clinics, First Aid	25,000.00	225,000.00		Redeemed in 1972	
Animal, Insect, & Rodent Control	2,400.00	CAPITAL DEBT AUTHORIZED, DECEMBER 31, 1972		Cancelled, Abated or Adjusted (1972)	
Other Welfare Services	1,500.00	ISSUED AND UNISSUED		Transfers to Foreclosed Property	
RECREATION and CONSERVATION		GROSS DEBT		Balance December 31, 1972	52,552.57
Beaches and Boardwalks		NET DEBT		PROPERTY ACQUIRED BY DEED OR FORECLOSURE	
Parks, Playgrounds, Shade Trees	205,174.00	2,357,399		Balance January 1, 1972	21,740.00
Land Reclamation & Conservation		2,357,399		Transfers From Taxes or Liens	
Other Recreational Services	345,954.87	14,355,574		Sale for Cash (1972)	
EDUCATION (excluding schools)		ISSUED AND OUTSTANDING		Cancelled, Abated or Adjusted (1972)	
Libraries	160,707.00	School		Balance December 31, 1972	21,740.00
Other Educational Services		Self-Liquidating		CURRENT FINANCES DECEMBER 31, 1972	
STATUTORY EXPENDITURES		Other		ASSETS	
Pensions & F. I. C. A.	612,450.00	Total		Cash Dec. 31, 1972	2,151,859.83
Employee Fringe Benefits	234,240.00	EQUALIZED VALUATION BASIS		Taxes Receivable	1,039,157.71
Other Statutory Expenditures		FOR NET DEBT COMPUTATION		Tax Title Liens	52,552.57
MUNICIPAL FUNCTIONS		REAL PROPERTY VALUATIONS		Foreclosed Property	21,740.00
CAPITAL IMPROVEMENTS	108,000.00	Code Class # of Parcels % VAL'N		Emergencies & Other Deferred Charges	121,168.62
DEBT SERVICE		ASSESSSED VALUATION		State Aid Receivable	54,331.84
Principal Payments	602,500.00	1 Vacant Land 269 .66		Other Receivables	34,495.94
Interest Payments	673,040.00	2 Residential 6788 45.81		Total	3,475,306.51
TYPE I SCHL DEBT *MEMC	564,564.00	3 Farm		LIABILITIES, RESERVES, AND SURPLUS	
DEFERRED CHARGES	78,691.08	4a Commercial 566 13.60		Cash Liabilities	1,562,512.95
SCHOOL, COUNTY, SPECIAL DISTRICT TAXES	8,057,659.58	4b Industrial 229 35.52		Reserves for Receivables	1,147,546.22
RESERVE FOR UNCOLLECTED TAXES	700,000.00	4c Apartments 65 4.00		Surplus Dec. 31,	764,847.34
EMERGENCY EMPLOYMENT ACT OF 1971	156,680.00	8321 Total		Total	3,475,306.51
EXPENDITURES	18,217,665.84	Land Area 4.55 Sq. Miles			
		Net Valuation Taxable-Municipal			
		136,279,370.00			
		Net Valuation Taxable-County			
		363,641,846.00			
		State Equalization Ratio			
		46.85			

1971/3000

* ABOVE DEBT SERVICE INCLUDES TYPE I SCHOOL DEBT

- 467 -

1522

Population 1970 1,395
 Population 1972 1,455
 S & P Rating
 Moody Rating

General Tax Rate Per \$100. 3.41
 State Equalized Tax Rate 2.96

PINE BEACH BOROUGH — OCEAN COUNTY

Form of Government:

Borough Council

Number of Members on Governing Body 6

PER CAPITA:

Gross Debt 574.20
 Net Debt 13.75
 Debt Service
 Total Tax Levy 331.64
 Municipal Expenditures 106.70

PER CENT:

Gross Debt 5.52
 Net Debt .13
 Tax Levy Collected 96.64
 Tax Levy Cancelled, Abated or Adjusted .07

EXPENDITURES		REVENUES-REALIZED		1972 PROPERTY TAX	
GENERAL GOVERNMENT				STATE EQUALIZED TAX RATE →	
Governing Body & Public Boards		1972 Property Taxes Collected		Local District School Taxes	
Municipal Clerk		466,315.05		Regional & Consolidated School Tax	2.13 357,446.68
Financial Administration	2,000.00	1972 Payments in Lieu of Taxes		School Taxes in Municipal Budget	
Assessment of Taxes	2,100.00	Delinquent Tax & Lien Collections		County Taxes	.47 78,433.48
Collection of Taxes	2,500.00	Business Personalty Replacement Taxes		County Library Taxes	.02 3,321.74
Planning, Housing & Development	7.00	Taxes from Public Utilities		Local Municipal Purpose Taxes	.24 40,143.63
Human Resources		Other Miscellaneous Tax Revenues		Veteran & Senior Citizen Taxes	.10 17,480.00
Elections		State Aid Revenues		Total Taxes for Rate Computation	2.96 456,825.53
General Administration (other)	17,538.76	Federal Aid Revenues		Special District Taxes	
JUDICIARY		State and Local Fiscal Assistance Act Utilized		Bank Stock Taxes	856.37
Municipal Courts	1,850.00	Sale of Acquired Property		Added and Omitted Taxes	2,331.89
PUBLIC SAFETY		Other Miscellaneous Revenues		Total Taxes Levied - ABSTRACT	482,533.79
Fire Protection	6,000.00	Other Revenues, Revenue Sharing Tax Effort		Total Taxes Billed	482,533.79
Police Protection	21,409.19	Total		1972 TAXES COLLECTED	466,315.05
Civil Defense & Disaster Control	100.00	Prior Years Surplus Appropriated		1972 Taxes Cancelled, Abated or Adjusted	360.00
Environmental Inspection & Control	150.00	REVENUES TOTAL		Transfer to Tax Title Liens or Foreclosed	
Other Public Safety		CAPITAL OUTLAY TOTAL		Balance Outstanding Dec. 31, 1972	15,658.74
PUBLIC WORKS				PRIOR YEARS TAXES OUTSTANDING	
Streets and Drainage	25,062.59	Public Enterprises		Balance January 1, 1972	15,666.54
Sewers and Sewage Processing		Recreation—Culture		Collected in 1972	15,217.77
Garbage and Trash Disposal	14,572.06	Public Works		Cancelled, Abated or Adjusted 1972	
Public Buildings and Grounds		Buildings and Grounds		Transfers to Tax Title Liens or Foreclosed	
Other Public Works		Library and Education		Balance December 31, 1972	488.77
HEALTH and WELFARE		Conservation		TAX TITLE LIENS OUTSTANDING	
Health Services Except Environmental	435.00	All Other		Balance January 1, 1972	3,225.55
Welfare-Public Assistance	100.00	CAPITAL DEBT AUTHORIZED, DECEMBER 31, 1972		Transfers From Taxes	
Hospitals, Clinics, First Aid		ISSUED AND UNISSUED GROSS DEBT NET DEBT		Redeemed in 1972	
Animal, Insect, & Rodent Control	600.00	School 600,456		Cancelled, Abated or Adjusted (1972)	
Other Welfare Services		Self-liquidating 215,000		Transfers to Foreclosed Property	
RECREATION and CONSERVATION		Other 20,000		Balance December 31, 1972	3,225.55
Beaches and Boardwalks	4,500.00	Total 835,456		PROPERTY ACQUIRED BY DEED OR	
Parks, Playgrounds, Shade Trees	200.00	ISSUED AND OUTSTANDING		FORECLOSURE	
Land Reclamation & Conservation		School 462,002.68		Balance January 1, 1972	24,875.00
Other Recreational Services	800.00	Self-Liquidating 215,000.00		Transfers From Taxes or Liens	
EDUCATION (excluding schools)		Other		Sale for Cash (1972)	
Libraries		Total 677,002.68		Cancelled, Abated or Adjusted (1972)	20,575.00
Other Educational Services		EQUALIZED VALUATION BASIS		Balance December 31, 1972	14,300.00
STATUTORY EXPENDITURES		FOR NET DEBT COMPUTATION		CURRENT FINANCES DECEMBER 31, 1972	
Pensions & F. I. C. A.	4,600.00	REAL PROPERTY VALUATIONS		ASSETS	
Employee Fringe Benefits		Code Class # of Parcels % VAL'N		Cash Dec. 31, 1972	254,178.23
Other Statutory Expenditures		1 Vacant Land 221 5.22		Taxes Receivable	16,347.51
MUNICIPAL FUNCTIONS	TOTAL 119,325.00	2 Residential 666 89.80		Tax Title Liens	3,225.55
CAPITAL IMPROVEMENTS	*MEMO* 9,000.00	3 Farm		Foreclosed Property	14,300.00
DEBT SERVICE		4a Commercial 11 4.58		Emergencies & Other Deferred Charges	2,350.00
Principal Payments		4b Industrial		State Aid Receivable	6,000.00
Interest Payments		4c Apartments		Other Receivables	13,534.25
DEFERRED CHARGES	9,910.00	518 Total		Total	309,535.54
SCHOOL, COUNTY, SPECIAL DISTRICT TAXES	435,201.90	Land Area .60 Sq. Miles		LIABILITIES, RESERVES, AND SURPLUS	
RESERVE FOR UNCOLLECTED TAXES	26,007.31	Net Valuation Taxable-Municipal		Cash Liabilities	206,185.40
EMERGENCY EMPLOYMENT ACT OF 1971		Net Valuation Taxable-County		Reserves for Receivables	47,407.31
EXPENDITURES	TOTAL 554,444.21	State Equalization Ratio		Surplus Dec. 31,	56,238.83
				Total	309,535.54

1971/3000

0428

Population 1970 5,132
 Population 1972 5,610
 S & P Rating
 Moody Rating

General Tax Rate Per \$100 7.40
 State Equalized Tax Rate 4.88

PINE HILL BOROUGH — CAMDEN COUNTY

Form of Government:

Borough Council

Number of Members on Governing Body 6

PER CAPITA:

Gross Debt 229.85
 Net Debt 32.16
 Debt Service 1.25
 Total Tax Levy 215.39
 Municipal Expenditures 102.36

PER CENT:

Gross Debt 6.45
 Net Debt .90
 Tax Levy Collected 85.83
 Tax Levy Cancelled, Abated or Adjusted .14

EXPENDITURES		REVENUES-REALIZED		1972 PROPERTY TAX	
GENERAL GOVERNMENT				STATE EQUALIZED TAX RATE — 4.88	
Governing Body & Public Boards		1972 Property Taxes Collected	1,037,065.85	Local District School Taxes 1.27	313,500.63
Municipal Clerk		1972 Payments in Lieu of Taxes		Regional & Consolidated School Tax 1.59	392,615.41
Financial Administration	5,125.00	Delinquent Tax & Lien Collections	62,808.95	School Taxes in Municipal Budget	
Assessment of Taxes	5,200.00	Business Personalty Replacement Taxes	5,572.16	County Taxes .96	236,815.95
Collection of Taxes	12,124.00	Taxes from Public Utilities	72,174.21	County Library Taxes .03	7,385.88
Planning, Housing & Development	2,245.41	Other Miscellaneous Tax Revenues		Local Municipal Purpose Taxes .76	186,992.34
Human Resources		State Aid Revenues	21,793.58	Veteran & Senior Citizen Taxes .28	68,360.00
Elections	850.00	Federal Aid Revenues		Total Taxes for Rate Computation 4.89	1,205,670.21
General Administration (other)	62,545.00	State and Local Fiscal Assistance Act Utilized		Special District Taxes	
JUDICIARY		Sale of Acquired Property		Bank Stock Taxes	695.42
Municipal Courts	6,882.01	Other Miscellaneous Revenues	35,303.47	Added and Omitted Taxes	70,219.69
PUBLIC SAFETY		Other Revenues, Revenue Sharing Tax Effort	57,157.68	Total Taxes Levied - ABSTRACT	1,208,225.32
Fire Protection	16,725.00	Total	1,295,875.90	Total Taxes Billed	1,208,225.32
Police Protection	147,456.26	Prior Years Surplus Appropriated	211,000.00	1972 TAXES COLLECTED	1,037,065.85
Civil Defense & Disaster Control	100.00	REVENUES TOTAL	1,506,875.90	1972 Taxes Cancelled, Abated or Adjusted	1,741.95
Environmental Inspection & Control	6,250.00	CAPITAL OUTLAY TOTAL	59,523.44	Transfer to Tax Title Liens or Foreclosed	
Other Public Safety				Balance Outstanding Dec. 31, 1972	165,517.52
PUBLIC WORKS				PRIOR YEARS TAXES OUTSTANDING	
Streets and Drainage	59,304.75	Public Enterprises		Balance January 1, 1972	57,306.56
Sewers and Sewage Processing	6,800.00	Recreation—Culture		Collected in 1972	54,467.29
Garbage and Trash Disposal	14,200.00	Public Works	59,523.44	Cancelled, Abated or Adjusted 1972	359.12
Public Buildings and Grounds	48,000.00	Buildings and Grounds		Transfers to Tax Title Liens or Foreclosed	
Other Public Works		Library and Education		Balance December 31, 1972	2,480.55
HEALTH and WELFARE		Conservation		TAX TITLE LIENS OUTSTANDING	
Health Services Except Environmental	775.00	All Other		Balance January 1, 1972	30,555.23
Welfare-Public Assistance	2,400.00	CAPITAL DEBT AUTHORIZED, DECEMBER 31, 1972		Transfers From Taxes	
Hospitals, Clinics, First Aid		ISSUED AND UNISSUED		Redeemed in 1972	8,341.66
Animal, Insect, & Rodent Control	1,200.00	School	1,174,965	Cancelled, Abated or Adjusted (1972)	
Other Welfare Services		Self-liquidating	114,500	Transfers to Foreclosed Property	
RECREATION and CONSERVATION		Other	1,285,465	Balance December 31, 1972	22,613.57
Beaches and Boardwalks	2,600.00	Total	1,80,443	PROPERTY ACQUIRED BY DEED OR	
Parks, Playgrounds, Shade Trees		ISSUED AND OUTSTANDING		FORECLOSURE	
Land Reclamation & Conservation	1,700.00	School	554,565.76	Balance January 1, 1972	47,416.03
Other Recreational Services		Self-liquidating	112,500.00	Transfers From Taxes or Liens	
EDUCATION (excluding schools)		Other	1,067,465.76	Sale for Cash (1972)	
Libraries		Total	1,067,465.76	Cancelled, Abated or Adjusted (1972)	
Other Educational Services		EQUALIZED VALUATION BASIS		Balance December 31, 1972	47,416.03
STATUTORY EXPENDITURES		FOR NET DEBT COMPUTATION	20,002,244.33	CURRENT FINANCES DECEMBER 31, 1972	
Pensions & F. I. C. A.	16,500.00	REAL PROPERTY VALUATIONS		ASSETS	
Employee Fringe Benefits		Code Class # of Parcels % VAL'N		Cash Dec. 31, 1972	268,600.83
Other Statutory Expenditures		1 Vacant Land 494 3.65	586,975.00	Taxes Receivable	171,598.07
MUNICIPAL FUNCTIONS		2 Residential 1531 78.42	12,625,325.00	Tax Title Liens	22,613.57
CAPITAL IMPROVEMENTS	52,000.00	3 Farm 2 .10	16,500.00	Foreclosed Property	47,416.03
DEBT SERVICE		4a Commercial 37 4.08	657,500.00	Emergencies & Other Deferred Charges	38,083.81
Principal Payments	3,823.37	4b Industrial 5 .93	149,500.00	State Aid Receivable	
Interest Payments	2,211.20	4c Apartments 9 12.82	2,063,160.00	Other Receivables	54,567.80
DEFERRED CHARGES	16,265.67	2078 Total	16,098,560.00	Total	603,280.11
SCHOOL, COUNTY, SPECIAL DISTRICT TAXES	950,217.87	Land Area 3.97 Sq. Miles		LIABILITIES, RESERVES, AND SURPLUS	
RESERVE FOR UNCOLLECTED TAXES	86,448.01	Net Valuation Taxable-Municipal	16,277,197.00	Cash Liabilities	71,121.73
EMERGENCY EMPLOYMENT ACT OF 1971		Net Valuation Taxable-County	23,125,963.00	Reserves for Receivables	256,595.47
EXPENDITURES TOTAL	1,524,552.55	State Equalization Ratio	66.08	Surplus Dec. 31,	235,562.91
				Total	603,280.11

0429

Population 1970 23
Population 1972 25
S & P Rating
Moody Rating

General Tax Rate Per \$100. 4.11
State Equalized Tax Rate 2.73

PINE VALLEY BOROUGH — CAMDEN COUNTY

Form of Government:

Commission (1911)

Number of Members on Governing Body 3

PER CAPITA:

Gross Debt

Net Debt

Debt Service

Total Tax Levy

Municipal Expenditures

1,576.16
1,169.00

PER CENT:

Gross Debt

Net Debt

Tax Levy Collected 100.00

Tax Levy Cancelled, Abated
or Adjusted

EXPENDITURES		REVENUES-REALIZED		1972 PROPERTY TAX	
GENERAL GOVERNMENT				STATE EQUALIZED TAX RATE →	
Governing Body & Public Boards		1972 Property Taxes Collected		Local District School Taxes	
Municipal Clerk		39,424.36		Regional & Consolidated School Tax	
Financial Administration	500.00	1972 Payments in Lieu of Taxes		School Taxes in Municipal Budget	
Assessment of Taxes	650.00	Delinquent Tax & Lien Collections		County Taxes	1.03 14,817.12
Collection of Taxes	700.00	Business Personalty Replacement Taxes		County Library Taxes	.03 461.88
Planning, Housing & Development		Taxes from Public Utilities		Local Municipal Purpose Taxes	1.68 24,125.00
Human Resources		Other Miscellaneous Tax Revenues		Veteran & Senior Citizen Taxes	
Elections	400.00	State Aid Revenues		Total Taxes for Rate Computation	2.74 35,404.00
General Administration (other)	2,225.00	Federal Aid Revenues		Special District Taxes	
JUDICIARY		State and Local Fiscal Assistance Act Utilized		Bank Stock Taxes	
Municipal Courts		Sale of Acquired Property		Added and Omitted Taxes	
PUBLIC SAFETY		Other Miscellaneous Revenues		Total Taxes Levied - ABSTRACT	39,404.00
Fire Protection	200.00	Other Revenues, Revenue Sharing Tax Effort		Total Taxes Billed	39,424.36
Police Protection	20,050.00	Total		1972 TAXES COLLECTED	39,424.36
Civil Defense & Disaster Control		Prior Years Surplus Appropriated		1972 Taxes Cancelled, Abated or Adjusted	
Environmental Inspection & Control		REVENUES TOTAL		Transfer to Tax Title Liens or Foreclosed	
Other Public Safety		44,606.07		Balance Outstanding Dec. 31, 1972	
PUBLIC WORKS		CAPITAL OUTLAY TOTAL		PRIOR YEARS TAXES OUTSTANDING	
Streets and Drainage		Public Enterprises		Balance January 1, 1972	
Sewers and Sewage Processing		Recreation—Culture		Collected in 1972	
Garbage and Trash Disposal		Public Works		Cancelled, Abated or Adjusted 1972	
Public Buildings and Grounds	3,000.00	Buildings and Grounds		Transfers to Tax Title Liens or Foreclosed	
Other Public Works		Library and Education		Balance December 31, 1972	
HEALTH and WELFARE		Conservation		TAX TITLE LIENS OUTSTANDING	
Health Services Except Environmental		All Other		Balance January 1, 1972	
Welfare-Public Assistance		CAPITAL DEBT AUTHORIZED, DECEMBER 31, 1972		Transfers From Taxes	
Hospitals, Clinics, First Aid		ISSUED AND UNISSUED GROSS DEBT NET DEBT		Redeemed in 1972	
Animal, Insect, & Rodent Control		School		Cancelled, Abated or Adjusted (1972)	
Other Welfare Services		Self-liquidating		Transfers to Foreclosed Property	
RECREATION and CONSERVATION		Other		Balance December 31, 1972	
Beaches and Boardwalks		Total		PROPERTY ACQUIRED BY DEED OR	
Parks, Playgrounds, Shade Trees		ISSUED AND OUTSTANDING		FORECLOSURE	
Land Reclamation & Conservation		School		Balance January 1, 1972	
Other Recreational Services		Self-Liquidating		Transfers From Taxes or Liens	
EDUCATION (excluding schools)		Other		Sale for Cash (1972)	
Libraries		Total		Cancelled, Abated or Adjusted (1972)	
Other Educational Services		EQUALIZED VALUATION BASIS		Balance December 31, 1972	
STATUTORY EXPENDITURES		FOR NET DEBT COMPUTATION		CURRENT FINANCES DECEMBER 31, 1972	
Pensions & F. I. C. A.	1,500.00	REAL PROPERTY VALUATIONS		ASSETS	
Employee Fringe Benefits		Code Class # of Parcels % VAL'N		Cash Dec. 31, 1972	8,301.56
Other Statutory Expenditures		1 Vacant Land 2 31.36		Taxes Receivable	
MUNICIPAL FUNCTIONS TOTAL	29,225.00	2 Residential 19 46.34		Tax Title Liens	
CAPITAL IMPROVEMENTS *MEMO*		3 Farm		Foreclosed Property	
DEBT SERVICE		4a Commercial 5 22.31		Emergencies & Other Deferred Charges	
Principal Payments		4b Industrial		State Aid Receivable	
Interest Payments		4c Apartments		Other Receivables	
DEFERRED CHARGES		30 Total		Total	8,301.56
SCHOOL, COUNTY, SPECIAL DISTRICT TAXES	15,279.00	Land Area .54 Sq. Miles		LIABILITIES, RESERVES, AND SURPLUS	
RESERVE FOR UNCOLLECTED TAXES		Net Valuation Taxable-Municipal		Cash Liabilities	2,303.81
EMERGENCY EMPLOYMENT ACT OF 1971		Net Valuation Taxable-County		Reserves for Receivables	
EXPENDITURES TOTAL	44,504.00	State Equalization Ratio		Surplus Dec. 31,	5,997.75
		66.60		Total	8,301.56

1217

Population 1970 36,418
 Population 1972 38,840
 S & P Rating A
 Moody Rating A

General Tax Rate Per \$100. 10.80
 State Equalized Tax Rate 3.45

PISCATAWAY TOWNSHIP — MIDDLESEX CO.

Form of Government:
 Mayor-Council Plan F (OMCL50)
 Number of Members on Governing Body 7

PER CAPITA: 875.62
 Gross Debt 307.63
 Net Debt 7.85
 Debt Service 387.33
 Total Tax Levy 118.70
 Municipal Expenditures

PER CENT: 9.65
 Gross Debt 3.37
 Net Debt 57.47
 Tax Levy Collected 17
 Tax Levy Cancelled, Abated or Adjusted

EXPENDITURES		REVENUES-REALIZED		1972 PROPERTY TAX	
GENERAL GOVERNMENT		1972 Property Taxes Collected		STATE EQUALIZED TAX RATE	
Governing Body & Public Boards	71,450.00	14,633,662.39		Local District School Taxes 2.53	
Municipal Clerk	30,835.00	17,353.30		Regional & Consolidated School Tax	
Financial Administration	74,135.00	478,508.28		School Taxes in Municipal Budget	
Assessment of Taxes	44,405.00	458,839.83		County Taxes .54	
Collection of Taxes	46,300.00	821,206.47		County Library Taxes	
Planning, Housing & Development	48,050.00	Other Miscellaneous Tax Revenues		Local Municipal Purpose Taxes .35	
Human Resources	4,100.00	State Aid Revenues		Veteran & Senior Citizen Taxes .03	
Elections	8,000.00	Federal Aid Revenues		Total Taxes for Rate Computation 3.45	
General Administration (other)	279,804.00	State and Local Fiscal Assistance Act Utilized		Special District Taxes	
JUDICIARY	36,305.00	Sale of Acquired Property		Bank Stock Taxes	
Municipal Courts	15,700.00	Other Miscellaneous Revenues		Added and Omitted Taxes	
PUBLIC SAFETY	1,233,691.00	Other Revenues, Revenue Sharing Tax Effort		Total Taxes Levied - ABSTRACT	
Fire Protection	8,150.00	Prior Years Surplus Appropriated		Total Taxes Billed	
Police Protection	62,100.00	REVENUES TOTAL		1972 TAXES COLLECTED	
Civil Defense & Disaster Control	507,700.00	CAPITAL OUTLAY TOTAL		1972 Taxes Cancelled, Abated or Adjusted	
Environmental Inspection & Control	157,535.00	Public Enterprises		Transfer to Tax Title Liens or Foreclosed	
Other Public Safety	507,700.00	Recreation—Culture		Balance Outstanding Dec. 31, 1972	
PUBLIC WORKS	507,700.00	Public Works		PRIOR YEARS TAXES OUTSTANDING	
Streets and Drainage	55,500.00	Buildings and Grounds		Balance January 1, 1972	
Sewers and Sewage Processing	42,000.00	Library and Education		Collected in 1972	
Garbage and Trash Disposal	121,700.00	Conservation		Cancelled, Abated or Adjusted 1972	
Public Buildings and Grounds	157,535.00	All Other		Transfers to Tax Title Liens or Foreclosed	
Other Public Works	77,419.00	CAPITAL DEBT AUTHORIZED, DECEMBER 31, 1972		Balance December 31, 1972	
HEALTH and WELFARE	10,525.00	ISSUED AND UNISSUED GROSS DEBT NET DEBT		TAX TITLE LIENS OUTSTANDING	
Health Services Except Environmental	800.00	School 20,421,000		Balance January 1, 1972	
Welfare-Public Assistance	500.00	Self-liquidating 7,766,000		Transfers From Taxes	
Hospitals, Clinics, First Aid		Other 5,977,400		Redeemed in 1972	
Animal, Insect, & Rodent Control		Total 34,164,400		Cancelled, Abated or Adjusted (1972)	
Other Welfare Services		ISSUED AND OUTSTANDING		Transfers to Foreclosed Property	
RECREATION and CONSERVATION		School 20,421,000.00		Balance December 31, 1972	
Beaches and Boardwalks	122,435.00	Self-Liquidating 5,986,500.00		PROPERTY ACQUIRED BY DEED OR	
Parks, Playgrounds, Shade Trees	43,554.00	Other 3,027,000.00		FORECLOSURE	
Land Reclamation & Conservation	136,473.57	Total 29,434,500.00		Balance January 1, 1972	
Other Recreational Services		EQUALIZED VALUATION BASIS		Transfers From Taxes or Liens	
EDUCATION (excluding schools)		FOR NET DEBT COMPUTATION		Sale for Cash (1972)	
Libraries	117,720.00	REAL PROPERTY VALUATIONS		Cancelled, Abated or Adjusted (1972)	
Other Educational Services		Code Class # of Parcels % VAL'N ASSESSED VALUATION		Balance December 31, 1972	
STATUTORY EXPENDITURES		1 Vacant Land 1585 6.17 8,108,250.00		CURRENT FINANCES DECEMBER 31, 1972	
Pensions & F. I. C. A.	209,197.00	2 Residential 7175 53.09 69,823,000.00		ASSETS	
Employee Fringe Benefits	84,500.00	3 Farm 79 .64 842,350.00		Cash Dec. 31, 1972	
Other Statutory Expenditures		4a Commercial 163 3.18 4,185,600.00		Taxes Receivable	
MUNICIPAL FUNCTIONS TOTAL	3,652,423.57	4b Industrial 65 26.98 35,481,100.00		Tax Title Liens	
CAPITAL IMPROVEMENTS *MEMO*	100,000.00	4c Apartments 14 5.94 13,072,100.00		Foreclosed Property	
DEBT SERVICE		Total 9085 131,512,400.00		Emergencies & Other Deferred Charges	
Principal Payments	135,000.00	Land Area 18.90 Sq. Miles		State Aid Receivable	
Interest Payments	165,524.00	Net Valuation Taxable-Municipal		Other Receivables	
DEFERRED CHARGES	16,742.50	Net Valuation Taxable-County		Total	
SCHOOL, COUNTY, SPECIAL DISTRICT TAXES	12,925,175.15	State Equalization Ratio		LIABILITIES, RESERVES, AND SURPLUS	
RESERVE FOR UNCOLLECTED TAXES	603,554.77			Cash Liabilities	
EMERGENCY EMPLOYMENT ACT OF 1971	32,631.50			Reserves for Receivables	
EXPENDITURES TOTAL	17,535,451.49			Surplus Dec. 31,	
				Total	

General Tax Rate Per \$100. 6.24
State Equalized Tax Rate 4.12

Number of Members on Governing Body 6

PER CAPITA:		PER CENT:	
Gross Debt	385.18	Gross Debt	7.12
Net Debt	125.63	Net Debt	2.32
Debt Service	3.65	Tax Levy Collected	97.43
Total Tax Levy	252.28	Tax Levy Cancelled, Abated	
Municipal Expenditures	91.55	or Adjusted	.13

1971/3000 ▽ - 474 -

1710

Population 1970 4,613
 Population 1972 4,770
 S & P Rating
 Moody Rating

General Tax Rate Per \$100. 3.40
 State Equalized Tax Rate 3.26

PITTSBURGH TOWNSHIP -- SALEM COUNTY

Form of Government:

Township Committee

Number of Members on Governing Body 5

PER CAPITA:

Gross Debt 107.13
 Net Debt
 Debt Service
 Total Tax Levy 174.65
 Municipal Expenditures 53.12

PER CENT:

Gross Debt 2.26
 Net Debt
 Tax Levy Collected 89.39
 Tax Levy Cancelled, Abated
 or Adjusted

EXPENDITURES		REVENUES-REALIZED		1972 PROPERTY TAX	
GENERAL GOVERNMENT				STATE EQUALIZED TAX RATE	
Governing Body & Public Boards		1972 Property Taxes Collected	744,222.38	Local District School Taxes 2.32	566,674.00
Municipal Clerk	5,000.00	1972 Payments in Lieu of Taxes	81,992.85	Regional & Consolidated School Tax	
Financial Administration	11,350.00	Delinquent Tax & Lien Collections	22,421.02	School Taxes in Municipal Budget	214,595.07
Assessment of Taxes	7,380.00	Business Personalty Replacement Taxes	107,155.86	County Taxes .85	
Collection of Taxes	500.00	Taxes from Public Utilities		County Library Taxes	
Planning, Housing & Development		Other Miscellaneous Tax Revenues	34,224.43	Local Municipal Purpose Taxes	24,020.00
Human Resources	1,050.00	State Aid Revenues		Veteran & Senior Citizen Taxes .10	625,489.07
Elections	22,650.00	Federal Aid Revenues		Total Taxes for Rate Computation 3.27	24,407.87
General Administration (other)		State and Local Fiscal Assistance Act Utilized		Special District Taxes	513.31
JUDICIARY	4,000.00	Sale of Acquired Property	9,660.59	Bank Stock Taxes	6,691.61
Municipal Courts		Other Miscellaneous Revenues	28,388.10	Added and Omitted Taxes	623,081.86
PUBLIC SAFETY		Other Revenues, Revenue Sharing Tax Effort	1,028,065.23	Total Taxes Levied - ABSTRACT	622,568.55
Fire Protection	700.00	Total	4,927.77	1972 TAXES COLLECTED	744,222.38
Police Protection	1,350.00	Prior Years Surplus Appropriated		1972 Taxes Cancelled, Abated or Adjusted	
Civil Defense & Disaster Control	500.00	REVENUES TOTAL	1,032,553.00	Transfer to Tax Title Liens or Foreclosed	
Environmental Inspection & Control	525.00			Balance Outstanding Dec. 31, 1972	68,346.17
Other Public Safety		CAPITAL OUTLAY TOTAL		PRIOR YEARS TAXES OUTSTANDING	
PUBLIC WORKS	56,326.66			Balance January 1, 1972	100,591.44
Streets and Drainage		Public Enterprises		Collected in 1972	61,010.64
Sewers and Sewage Processing	16,300.00	Recreation—Culture		Cancelled, Abated or Adjusted 1972	
Garbage and Trash Disposal	11,000.00	Public Works		Transfers to Tax Title Liens or Foreclosed	15,580.80
Public Buildings and Grounds	8,000.00	Buildings and Grounds		Balance December 31, 1972	
Other Public Works		Library and Education		TAX TITLE LIENS OUTSTANDING	
HEALTH and WELFARE	2,200.00	Conservation		Balance January 1, 1972	8,687.19
Health Services Except Environmental	2,224.80	All Other		Transfers From Taxes	
Welfare-Public Assistance	700.00	CAPITAL DEBT AUTHORIZED, DECEMBER 31, 1972		Redeemed in 1972	982.21
Hospitals, Clinics, First Aid	550.00	ISSUED AND UNISSUED GROSS DEBT NET DEBT		Cancelled, Abated or Adjusted (1972)	
Animal, Insect, & Rodent Control		School 511,000		Transfers to Foreclosed Property	
Other Welfare Services		Self-liquidating		Balance December 31, 1972	7,704.98
RECREATION and CONSERVATION	250.00	Other	511,000	PROPERTY ACQUIRED BY DEED OR FORECLOSURE	
Beaches and Boardwalks		Total		Balance January 1, 1972	225.00
Parks, Playgrounds, Shade Trees		ISSUED AND OUTSTANDING		Transfers From Taxes or Liens	
Land Reclamation & Conservation		School 511,000.00		Sale for Cash (1972)	
Other Recreational Services		Self-Liquidating		Cancelled, Abated or Adjusted (1972)	
EDUCATION (excluding schools)		Other	511,000.00	Balance December 31, 1972	225.00
Libraries		Total		CURRENT FINANCES DECEMBER 31, 1972	
Other Educational Services		EQUALIZED VALUATION BASIS FOR NET DEBT COMPUTATION	22,642,243.33	ASSETS	
STATUTORY EXPENDITURES	5,300.00	REAL PROPERTY VALUATIONS		Cash Dec. 31, 1972	201,245.97
Pensions & F. I. C. A.		Code Class # of Parcels % VAL'N		Taxes Receivable	107,926.97
Employee Fringe Benefits		1 Vacant Land 1157 5.48	2,253,750.00	Tax Title Liens	7,704.98
Other Statutory Expenditures		2 Residential 583 48.31	11,480,300.00	Foreclosed Property	225.00
MUNICIPAL FUNCTIONS	158,656.46	3 Farm 755 28.97	6,885,250.00	Emergencies & Other Deferred Charges	
CAPITAL IMPROVEMENTS	10,200.00	4a Commercial 88 13.24	3,145,700.00	State Aid Receivable	10,000.00
DEBT SERVICE		4b Industrial		Other Receivables	35,398.03
Principal Payments		4c Apartments		Total	362,500.95
Interest Payments		2583 Total	23,765,000.00	LIABILITIES, RESERVES, AND SURPLUS	
DEFERRED CHARGES	1,925.06	Land Area 46.50 Sq. Miles		Cash Liabilities	56,527.63
SCHOOL, COUNTY, SPECIAL DISTRICT TAXES	825,676.94	Net Valuation Taxable-Municipal	24,264,548.00	Reserves for Receivables	151,217.48
RESERVE FOR UNCOLLECTED TAXES	92,823.34	Net Valuation Taxable-County	23,667,500.00	Surplus Dec. 31,	154,755.84
EMERGENCY EMPLOYMENT ACT OF 1971		State Equalization Ratio	96.01	Total	362,500.95
EXPENDITURES TOTAL	1,079,281.80				

2012

Population 1970 46,862
 Population 1972 47,900
 S & P Rating AA
 Moody Rating A

General Tax Rate Per \$100. 6.54
 State Equalized Tax Rate 5.03

PLAINFIELD CITY — UNION COUNTY

Form of Government:

Special Charter (P.L. 1968 c.59)

Number of Members on Governing Body 7

PER CAPITA:

Gross Debt 237.27
 Net Debt 74.95
 Debt Service 23.97
 Total Tax Levy 354.65
 Municipal Expenditures 220.26

PER CENT:

Gross Debt 3.77
 Net Debt 1.19
 Tax Levy Collected 94.04
 Tax Levy Cancelled, Abated or Adjusted .30

EXPENDITURES		REVENUES-REALIZED		1972 PROPERTY TAX	
GENERAL GOVERNMENT				STATE EQUALIZED TAX RATE $\frac{5.03}{2.70}$	
Governing Body & Public Boards	31,403.00	1972 Property Taxes Collected	16,122,534.64	Local District School Taxes	9,143,400.00
Municipal Clerk	62,889.00	1972 Payments in Lieu of Taxes	46,654.54	Regional & Consolidated School Tax	
Financial Administration	116,481.00	Delinquent Tax & Lien Collections	781,069.19	School Taxes in Municipal Budget	.18 617,215.62
Assessment of Taxes	21,885.00	Business Personalty Replacement Taxes	615,774.21	County Taxes	.49 1,677,541.75
Collection of Taxes	46,651.00	Taxes from Public Utilities	782,612.84	County Library Taxes	
Planning, Housing & Development	42,170.00	Other Miscellaneous Tax Revenues		Local Municipal Purpose Taxes	1.62 5,478,853.75
Human Resources	68,563.00	State Aid Revenues	859,497.11	Veteran & Senior Citizen Taxes	.05 153,470.00
Elections		Federal Aid Revenues	267,565.00	Total Taxes for Rate Computation	5.04 17,070,481.12
General Administration (other)	735,577.00	State and Local Fiscal Assistance Act Utilized		Special District Taxes	
JUDICIARY		Sale of Acquired Property	172,080.00	Bank Stock Taxes	52,470.35
Municipal Courts	69,185.00	Other Miscellaneous Revenues	490,404.19	Added and Omitted Taxes	18,410.10
PUBLIC SAFETY		Other Revenues, Revenue Sharing Tax Effort	185,671.78	Total Taxes Levied - ABSTRACT	16,587,891.57
Fire Protection	1,770,410.00	Total	20,323,863.50	Total Taxes Billed	17,143,601.79
Police Protection	1,803,461.40	Prior Years Surplus Appropriated	525,000.00	1972 TAXES COLLECTED	16,122,534.64
Civil Defense & Disaster Control	1,890.00	REVENUES TOTAL	20,848,863.50	1972 Taxes Cancelled, Abated or Adjusted	52,156.61
Environmental Inspection & Control	112,210.00	CAPITAL OUTLAY TOTAL	588,552.77	Transfer to Tax Title Liens or Foreclosed	103,586.92
Other Public Safety		Public Enterprises		Balance Outstanding Dec. 31, 1972	865,223.62
PUBLIC WORKS		Recreation—Culture	68,172.62	PRIOR YEARS TAXES OUTSTANDING	
Streets and Drainage	720,103.05	Public Works	6,503.25	Balance January 1, 1972	845,348.53
Sewers and Sewage Processing	29,436.00	Buildings and Grounds	215,460.86	Collected in 1972	734,518.06
Garbage and Trash Disposal	57,526.00	Library and Education	674,416.04	Cancelled, Abated or Adjusted 1972	18,437.18
Public Buildings and Grounds	177,234.00	Conservation		Transfers to Tax Title Liens or Foreclosed	47,562.81
Other Public Works	142,626.00	All Other		Balance December 31, 1972	48,830.48
HEALTH and WELFARE		CAPITAL DEBT AUTHORIZED, DECEMBER 31, 1972		TAX TITLE LIENS OUTSTANDING	
Health Services Except Environmental	166,030.39	ISSUED AND UNISSUED		Balance January 1, 1972	151,080.35
Welfare-Public Assistance	75,533.00	School	7,775,000	Transfers From Taxes	156,642.32
Hospitals, Clinics, First Aid	64,000.00	Self-liquidating	3,590,025	Redeemed in 1972	46,551.13
Animal, Insect, & Rodent Control	4,000.00	Other	11,365,025	Cancelled, Abated or Adjusted (1972)	
Other Welfare Services		Total		Transfers to Foreclosed Property	20,923.73
RECREATION and CONSERVATION		ISSUED AND OUTSTANDING		Balance December 31, 1972	240,247.81
Beaches and Boardwalks		School	7,775,000.00	PROPERTY ACQUIRED BY DEED OR FORECLOSURE	
Parks, Playgrounds, Shade Trees	87,538.00	Self-liquidating	2,861,525.00	Balance January 1, 1972	135,111.27
Land Reclamation & Conservation		Other	10,636,525.00	Transfers From Taxes or Liens	20,923.73
Other Recreational Services	222,372.00	Total		Sale for Cash (1972)	
EDUCATION (excluding schools)		EQUALIZED VALUATION BASIS		Cancelled, Abated or Adjusted (1972)	
Libraries	256,805.00	FOR NET DEBT COMPUTATION	301,309,144.67	Balance December 31, 1972	156,035.00
Other Educational Services		REAL PROPERTY VALUATIONS		CURRENT FINANCES DECEMBER 31, 1972	
STATUTORY EXPENDITURES		Code Class # of Parcels % VAL'N	ASSESSED VALUATION	ASSETS	
Pensions & F. I. C. A.	720,000.00	1 Vacant Land 554 1.56	3,536,000.00	Cash Dec. 31, 1972	2,075,445.44
Employee Fringe Benefits	217,475.00	2 Residential 8768 65.72	165,530,200.00	Taxes Receivable	514,154.10
Other Statutory Expenditures		3 Farm 2 .01	14,600.00	Tax Title Liens	240,247.81
MUNICIPAL FUNCTIONS TOTAL	7,918,293.84	4a Commercial 778 19.81	50,024,000.00	Foreclosed Property	156,035.00
CAPITAL IMPROVEMENTS *MEMO*	32,000.00	4b Industrial 51 3.31	8,364,200.00	Emergencies & Other Deferred Charges	252,113.88
DEBT SERVICE		4c Apartments 127 5.59	24,220,000.00	State Aid Receivable	72,095.94
Principal Payments	755,150.00	10280 Total	252,485,000.00	Other Receivables	64,523.15
Interest Payments	352,949.07	Land Area 6.00 Sq. Miles		Total	2,814,615.32
TYPE I SCHL DEBT *MEMO	858,565.07	Net Valuation Taxable-Municipal	261,030,100.00	LIABILITIES, RESERVES, AND SURPLUS	
DEFERRED CHARGES	134,786.56	Net Valuation Taxable-County	315,840,118.00	Cash Liabilities	727,769.37
SCHOOL, COUNTY, SPECIAL DISTRICT TAXES	11,438,157.37	State Equalization Ratio	76.95	Reserves for Receivables	1,652,590.38
RESERVE FOR UNCOLLECTED TAXES	1,057,813.58			Surplus Dec. 31,	1,434,255.57
EMERGENCY EMPLOYMENT ACT OF 1971	251,565.00			Total	2,814,615.32
EXPENDITURES TOTAL	21,588,715.82				

1971/3000

* ABOVE DEBT SERVICE INCLUDES TYPE I SCHOOL DEBT

1218

Population 1970 1,648
 Population 1972 1,670
 S & P Rating
 Moody Rating

General Tax Rate Per \$100.
 4.74
 State Equalized Tax Rate
 1.88

PLAINSBORO TOWNSHIP — MIDDLESEX CO.

Form of Government:

Township Committee

Number of Members on Governing Body 3

PER CAPITA:

Gross Debt 1,085.97
 Net Debt 2.10
 Debt Service
 Total Tax Levy 355.60
 Municipal Expenditures 137.78

PER CENT:

Gross Debt 6.90
 Net Debt .01
 Tax Levy Collected 98.73
 Tax Levy Cancelled, Abated
 or Adjusted .75

EXPENDITURES		REVENUES-REALIZED		1972 PROPERTY TAX	
GENERAL GOVERNMENT				STATE EQUALIZED TAX RATE →	
Governing Body & Public Boards				Local District School Taxes	
Municipal Clerk				Regional & Consolidated School Tax 1.22	
Financial Administration	3,000.00	1972 Property Taxes Collected		School Taxes in Municipal Budget	
Assessment of Taxes	6,250.00	1972 Payments in Lieu of Taxes		County Taxes .65	
Collection of Taxes	5,000.00	Delinquent Tax & Lien Collections		County Library Taxes	
Planning, Housing & Development	8,336.51	Business Personality Replacement Taxes		Local Municipal Purpose Taxes	
Human Resources		Taxes from Public Utilities		Veteran & Senior Citizen Taxes .01	
Elections	500.00	Other Miscellaneous Tax Revenues		Total Taxes for Rate Computation 1.88	
General Administration (other)	21,100.00	State Aid Revenues		Special District Taxes	
JUDICIARY		Federal Aid Revenues		Bank Stock Taxes	
Municipal Courts	5,540.00	State and Local Fiscal Assistance Act Utilized		Added and Omitted Taxes	
PUBLIC SAFETY		Sale of Acquired Property		Total Taxes Levied - ABSTRACT	
Fire Protection	8,555.00	Other Miscellaneous Revenues		Total Taxes Billed	
Police Protection	18,286.54	Other Revenues, Revenue Sharing Tax Effort		1972 TAXES COLLECTED	
Civil Defense & Disaster Control	200.00	Prior Years Surplus Appropriated		1972 Taxes Cancelled, Abated or Adjusted	
Environmental Inspection & Control		REVENUES TOTAL		Transfer to Tax Title Liens or Foreclosed	
Other Public Safety		CAPITAL OUTLAY TOTAL		Balance Outstanding Dec. 31, 1972	
PUBLIC WORKS				PRIOR YEARS TAXES OUTSTANDING	
Streets and Drainage	67,236.15	Public Enterprises		Balance January 1, 1972	
Sewers and Sewage Processing		Recreation—Culture		Collected in 1972	
Garbage and Trash Disposal	14,000.00	Public Works		Cancelled, Abated or Adjusted 1972	
Public Buildings and Grounds	13,000.00	Buildings and Grounds		Transfers to Tax Title Liens or Foreclosed	
Other Public Works		Library and Education		Balance December 31, 1972	
HEALTH and WELFARE		Conservation		TAX TITLE LIENS OUTSTANDING	
Health Services Except Environmental	2,050.00	All Other		Balance January 1, 1972	
Welfare—Public Assistance	2,850.00	CAPITAL DEBT AUTHORIZED, DECEMBER 31, 1972		Transfers From Taxes	
Hospitals, Clinics, First Aid	100.00	ISSUED AND UNISSUED GROSS DEBT		Redeemed in 1972	
Animal, Insect, & Rodent Control	700.00	NET DEBT		Cancelled, Abated or Adjusted (1972)	
Other Welfare Services		School		Transfers to Foreclosed Property	
RECREATION and CONSERVATION		Self-liquidating		Balance December 31, 1972	
Beaches and Boardwalks		Other		PROPERTY ACQUIRED BY DEED OR	
Parks, Playgrounds, Shade Trees	10,000.00	Total		FORECLOSURE	
Land Reclamation & Conservation	150.00	ISSUED AND OUTSTANDING		Balance January 1, 1972	
Other Recreational Services		School		Transfers From Taxes or Liens	
EDUCATION (excluding schools)		Self-Liquidating		Sale for Cash (1972)	
Libraries	500.00	Other		Cancelled, Abated or Adjusted (1972)	
Other Educational Services		Total		Balance December 31, 1972	
STATUTORY EXPENDITURES		EQUALIZED VALUATION BASIS		CURRENT FINANCES DECEMBER 31, 1972	
Pensions & F. I. C. A.	2,745.00	FOR NET DEBT COMPUTATION		ASSETS	
Employee Fringe Benefits		REAL PROPERTY VALUATIONS		Cash Dec. 31, 1972	
Other Statutory Expenditures		Code Class # of Parcels % VAL'N		Taxes Receivable	
MUNICIPAL FUNCTIONS	150,100.00	ASSESSED VALUATION		Tax Title Liens	
CAPITAL IMPROVEMENTS	51,286.54	1 Vacant Land 60 1.18		Foreclosed Property	
DEBT SERVICE		2 Residential 244 27.85		Emergencies & Other Deferred Charges	
Principal Payments		3 Farm 173 20.91		State Aid Receivable	
Interest Payments		4a Commercial 13 5.93		Other Receivables	
DEFERRED CHARGES		4b Industrial 12 37.84		Total	
SCHOOL, COUNTY, SPECIAL DISTRICT TAXES	571,943.82	4c Apartments 1 6.29		LIABILITIES, RESERVES, AND SURPLUS	
RESERVE FOR UNCOLLECTED TAXES	40,000.00	503 Total		Cash Liabilities	
EMERGENCY EMPLOYMENT ACT OF 1971		Land Area 11.80 Sq. Miles		Reserves for Receivables	
EXPENDITURES TOTAL	802,043.82	Net Valuation Taxable-Municipal		Surplus Dec. 31,	
		Net Valuation Taxable-County		Total	
		State Equalization Ratio			

0119

Population 1970 **13,778**
 Population 1972 **14,110**
 S & P Rating
 Moody Rating

General Tax Rate Per \$100. **5.15**
 State Equalized Tax Rate **4.51**

PLEASANTVILLE CITY — ATLANTIC COUNTY

Form of Government:

City Charter Act (P.L. 1897 c.30)

Number of Members on Governing Body 7

PER CAPITA:

Gross Debt **109.00**
 Net Debt **6.52**
 Debt Service **.89**
 Total Tax Levy **196.50**
 Municipal Expenditures **173.81**

PER CENT:

Gross Debt **2.79**
 Net Debt **.17**
 Tax Levy Collected **87.85**
 Tax Levy Cancelled, Abated or Adjusted **.08**

EXPENDITURES		REVENUES-REALIZED		1972 PROPERTY TAX	
GENERAL GOVERNMENT				STATE EQUALIZED TAX RATE 1.91	
Governing Body & Public Boards		1972 Property Taxes Collected		Local District School Taxes	1,207,220.50
Municipal Clerk		1972 Payments in Lieu of Taxes		Regional & Consolidated School Tax	
Financial Administration	10,000.00	Delinquent Tax & Lien Collections		School Taxes in Municipal Budget	
Assessment of Taxes	22,100.00	Business Personalty Replacement Taxes		County Taxes	512,184.48
Collection of Taxes	34,500.00	Taxes from Public Utilities		County Library Taxes	10,081.10
Planning, Housing & Development	10,800.00	Other Miscellaneous Tax Revenues		Local Municipal Purpose Taxes	1,024,733.46
Human Resources		State Aid Revenues		Veteran & Senior Citizen Taxes	85,830.00
Elections	2,500.00	Federal Aid Revenues		Total Taxes for Rate Computation	2,844,045.54
General Administration (other)	215,300.00	State and Local Fiscal Assistance Act Utilized		Special District Taxes	
JUDICIARY		Sale of Acquired Property		Bank Stock Taxes	4,336.30
Municipal Courts	15,650.00	Other Miscellaneous Revenues		Added and Omitted Taxes	14,015.53
PUBLIC SAFETY		Other Revenues, Revenue Sharing Tax Effort		Total Taxes Levied - ABSTRACT	2,772,571.37
Fire Protection	274,200.00	Prior Years Surplus Appropriated		Total Taxes Billed	2,905,681.37
Police Protection	426,400.00	REVENUES TOTAL		1972 TAXES COLLECTED	2,556,063.07
Civil Defense & Disaster Control	2,600.00	CAPITAL OUTLAY TOTAL		1972 Taxes Cancelled, Abated or Adjusted	2,220.59
Environmental Inspection & Control	32,600.00			Transfer to Tax Title Liens or Foreclosed	62,810.62
Other Public Safety				Balance Outstanding Dec. 31, 1972	288,586.69
PUBLIC WORKS				PRIOR YEARS TAXES OUTSTANDING	
Streets and Drainage	376,522.22	Public Enterprises		Balance January 1, 1972	257,156.80
Sewers and Sewage Processing	110,400.00	Recreation—Culture		Collected in 1972	205,592.55
Garbage and Trash Disposal	14,000.00	Public Works		Cancelled, Abated or Adjusted 1972	
Public Buildings and Grounds	45,325.00	Buildings and Grounds		Transfers to Tax Title Liens or Foreclosed	15,371.56
Other Public Works		Library and Education		Balance December 31, 1972	75,832.69
HEALTH and WELFARE		Conservation		TAX TITLE LIENS OUTSTANDING	
Health Services Except Environmental	14,000.00	All Other		Balance January 1, 1972	256,223.15
Welfare-Public Assistance	12,625.00	CAPITAL DEBT AUTHORIZED, DECEMBER 31, 1972		Transfers From Taxes	75,675.18
Hospitals, Clinics, First Aid	14,000.00	ISSUED AND UNISSUED GROSS DEBT NET DEBT		Redeemed in 1972	40,549.10
Animal, Insect, & Rodent Control	13,125.00	SCHOOL SELF-LIQUIDATING OTHER TOTAL		Cancelled, Abated or Adjusted (1972)	
Other Welfare Services		EQUIALIZED VALUATION BASIS FOR NET DEBT COMPUTATION		Transfers to Foreclosed Property	23,045.10
RECREATION and CONSERVATION		REAL PROPERTY VALUATIONS		Balance December 31, 1972	312,308.17
Beaches and Boardwalks		Code Class # of Parcels % VAL'N ASSESSED VALUATION		PROPERTY ACQUIRED BY DEED OR FORECLOSURE	
Parks, Playgrounds, Shade Trees	75,000.00	1 Vacant Land 2813 3.55 1,841,280.00		Balance January 1, 1972	621,346.90
Land Reclamation & Conservation		2 Residential 3505 65.61 34,072,465.00		Transfers From Taxes or Liens	23,045.10
Other Recreational Services		3 Farm 4a Commercial 352 23.58 12,247,140.00		Sale for Cash (1972)	54,497.54
EDUCATION (excluding schools)		4b Industrial 17 1.44 748,000.00		Cancelled, Abated or Adjusted (1972)	
Libraries	14,000.00	4c Apartments 15 5.82 3,023,450.00		Balance December 31, 1972	545,894.46
Other Educational Services		7106 Total 51,532,335.00		CURRENT FINANCES DECEMBER 31, 1972	
STATUTORY EXPENDITURES		Land Area 5.80 Sq. Miles		ASSETS	
Pensions & F. I. C. A.	147,332.63	Net Valuation Taxable-Municipal		Cash Dec. 31, 1972	671,792.66
Employee Fringe Benefits	68,300.00	Net Valuation Taxable-County		Taxes Receivable	364,415.38
Other Statutory Expenditures		State Equalization Ratio		Tax Title Liens	312,308.17
MUNICIPAL FUNCTIONS TOTAL	1,955,275.85			Foreclosed Property	545,894.46
CAPITAL IMPROVEMENTS *MEMO*	28,500.00			Emergencies & Other Deferred Charges	110,400.00
DEBT SERVICE				State Aid Receivable	26,000.00
Principal Payments	10,000.00			Other Receivables	6,564.91
Interest Payments	2,570.50			Total	2,041,779.58
DEFERRED CHARGES	8,000.00			LIABILITIES, RESERVES, AND SURPLUS	
SCHOOL, COUNTY, SPECIAL DISTRICT TAXES	1,725,466.08			Cash Liabilities	354,658.52
RESERVE FOR UNCOLLECTED TAXES	372,265.76			Reserves for Receivables	1,233,586.92
EMERGENCY EMPLOYMENT ACT OF 1971	104,311.00			Surplus Dec. 31,	413,534.14
EXPENDITURES TOTAL	4,181,917.19			Total	2,041,779.58

1523

Population 1970 4,113
 Population 1972 4,380
 S & P Rating
 Moody Rating

General Tax Rate Per \$100. 3.87
 State Equalized Tax Rate 3.01

PLUMSTED TOWNSHIP — OCEAN COUNTY
 Form of Government:
 Township Committee
 Number of Members on Governing Body 3

PER CAPITA: 62.79
 Gross Debt
 Net Debt
 Debt Service 2.35
 Total Tax Levy 143.58
 Municipal Expenditures 54.04
 PER CENT: 1.49
 Gross Debt
 Net Debt
 Tax Levy Collected 85.97
 Tax Levy Cancelled, Abated or Adjusted .10

EXPENDITURES		REVENUES-REALIZED		1972 PROPERTY TAX	
GENERAL GOVERNMENT				STATE EQUALIZED TAX RATE 2.41	
Governing Body & Public Boards		1972 Property Taxes Collected 568,842.57		Local District School Taxes	515,880.00
Municipal Clerk	2,150.00	1972 Payments in Lieu of Taxes 82,899.78		Regional & Consolidated School Tax	
Financial Administration	6,544.47	Delinquent Tax & Lien Collections 9,402.01		School Taxes in Municipal Budget	
Assessment of Taxes	3,461.00	Business Personalty Replacement Taxes 60,922.53		County Taxes	100,578.54
Collection of Taxes	150.00	Taxes from Public Utilities		County Library Taxes	4,276.54
Planning, Housing & Development		Other Miscellaneous Tax Revenues		Local Municipal Purpose Taxes	
Human Resources		State Aid Revenues 25,770.68		Veteran & Senior Citizen Taxes	21,220.00
Elections		Federal Aid Revenues		Total Taxes for Rate Computation	642,355.08
General Administration (other)	20,355.39	State and Local Fiscal Assistance Act Utilized		Special District Taxes	
JUDICIARY		Sale of Acquired Property		Bank Stock Taxes	2,898.94
Municipal Courts	4,668.71	Other Miscellaneous Revenues 20,126.54		Added and Omitted Taxes	6,598.67
PUBLIC SAFETY		Other Revenues, Revenue Sharing Tax Effort 35,398.39		Total Taxes Levied - ABSTRACT	630,632.69
Fire Protection	7,226.15	Total 803,362.50		Total Taxes Billed	632,243.56
Police Protection	26,256.61	Prior Years Surplus Appropriated 42,000.00		1972 TAXES COLLECTED	568,842.57
Civil Defense & Disaster Control	159.45	REVENUES TOTAL 845,362.50		1972 Taxes Cancelled, Abated or Adjusted	640.22
Environmental Inspection & Control	575.00	CAPITAL OUTLAY TOTAL		Transfer to Tax Title Liens or Foreclosed	251.55
Other Public Safety				Balance Outstanding Dec. 31, 1972	62,509.62
PUBLIC WORKS				PRIOR YEARS TAXES OUTSTANDING	
Streets and Drainage	13,037.57	Public Enterprises		Balance January 1, 1972	88,763.35
Sewers and Sewage Processing		Recreation—Culture		Collected in 1972	62,899.78
Garbage and Trash Disposal	13,102.60	Public Works		Cancelled, Abated or Adjusted 1972	1,302.45
Public Buildings and Grounds	1,286.40	Buildings and Grounds		Transfers to Tax Title Liens or Foreclosed	
Other Public Works		Library and Education		Balance December 31, 1972	4,561.12
HEALTH and WELFARE		Conservation		TAX TITLE LIENS OUTSTANDING	
Health Services Except Environmental	1,900.00	All Other		Balance January 1, 1972	3,280.60
Welfare-Public Assistance	1,692.80	CAPITAL DEBT AUTHORIZED, DECEMBER 31, 1972		Transfers From Taxes	251.55
Hospitals, Clinics, First Aid		ISSUED AND UNISSUED GROSS DEBT NET DEBT		Redeemed in 1972	
Animal, Insect, & Rodent Control	482.58	School 275,000		Cancelled, Abated or Adjusted (1972)	
Other Welfare Services		Self-liquidating		Transfers to Foreclosed Property	
RECREATION and CONSERVATION		Other		Balance December 31, 1972	3,532.15
Beaches and Boardwalks		Total 275,000		PROPERTY ACQUIRED BY DEED OR FORECLOSURE	
Parks, Playgrounds, Shade Trees		ISSUED AND OUTSTANDING		Balance January 1, 1972	9,000.00
Land Reclamation & Conservation		School 275,000.00		Transfers From Taxes or Liens	
Other Recreational Services	17,537.05	Self-Liquidating		Sale for Cash (1972)	
EDUCATION (excluding schools)		Other		Cancelled, Abated or Adjusted (1972)	
Libraries		Total 275,000.00		Balance December 31, 1972	9,000.00
Other Educational Services		EQUALIZED VALUATION BASIS FOR NET DEBT COMPUTATION		CURRENT FINANCES DECEMBER 31, 1972	
STATUTORY EXPENDITURES		REAL PROPERTY VALUATIONS		ASSETS	
Pensions & F. I. C. A.	3,557.00	Code Class # of Parcels % VAL'N ASSESSED VALUATION		Cash Dec. 31, 1972	147,618.87
Employee Fringe Benefits		1 Vacant Land 446 3.30 518,350.00		Taxes Receivable	67,070.74
Other Statutory Expenditures		2 Residential 1033 73.27 11,455,750.00		Tax Title Liens	3,532.15
MUNICIPAL FUNCTIONS TOTAL 124,623.22		3 Farm 65 12.85 2,015,650.00		Foreclosed Property	9,000.00
CAPITAL IMPROVEMENTS *MEMO* 2,000.00		4a Commercial 66 9.92 1,557,050.00		Emergencies & Other Deferred Charges	22,800.00
DEBT SERVICE		4b Industrial		State Aid Receivable	1,386.26
Principal Payments 10,000.00		4c Apartments 3 .65 102,500.00		Other Receivables	2,757.68
Interest Payments 275.00		1613 Total 15,689,300.00		Total	254,165.70
DEFERRED CHARGES 7,600.00		Land Area 40.70 Sq. Miles		LIABILITIES, RESERVES, AND SURPLUS	
SCHOOL, COUNTY, SPECIAL DISTRICT TAXES 621,125.08		Net Valuation Taxable-Municipal 16,628,574.00		Cash Liabilities	33,741.25
RESERVE FOR UNCOLLECTED TAXES 94,212.72		Net Valuation Taxable-County 20,133,325.00		Reserves for Receivables	82,360.57
EMERGENCY EMPLOYMENT ACT OF 1971		State Equalization Ratio 77.84		Surplus Dec. 31,	138,063.84
EXPENDITURES TOTAL 857,846.02				Total	254,165.70

2120

Population 1970 3,924
 Population 1972 3,990
 S & P Rating
 Moody Rating

General Tax Rate Per \$100. 3.48
 State Equalized Tax Rate 3.02

POHATCONG TOWNSHIP — WARREN COUNTY

Form of Government:

Township Committee

Number of Members on Governing Body 3

PER CAPITA:

Gross Debt 180.45

Net Debt

Debt Service

Total Tax Levy 253.07

Municipal Expenditures 98.01

PER CENT:

Gross Debt 2.41

Net Debt

Tax Levy Collected 87.35

Tax Levy Cancelled, Abated or Adjusted 2.02

EXPENDITURES		REVENUES-REALIZED		1972 PROPERTY TAX	
GENERAL GOVERNMENT				STATE EQUALIZED TAX RATE — 1.73	
Governing Body & Public Boards		1972 Property Taxes Collected 885,217.95		Local District School Taxes	592,253.85
Municipal Clerk				Regional & Consolidated School Tax	
Financial Administration	3,247.16	1972 Payments in Lieu of Taxes		School Taxes in Municipal Budget	
Assessment of Taxes	3,800.00	Delinquent Tax & Lien Collections 59,521.27		County Taxes .75	257,298.39
Collection of Taxes	3,116.13	Business Personalty Replacement Taxes 34,811.81		County Library Taxes .02	8,412.11
Planning, Housing & Development	6,200.00	Taxes from Public Utilities 49,489.89		Local Municipal Purpose Taxes .43	148,093.43
Human Resources		Other Miscellaneous Tax Revenues		Veteran & Senior Citizen Taxes .09	30,880.00
Elections		State Aid Revenues 17,656.33		Total Taxes for Rate Computation 3.02	1,037,937.78
General Administration (other)	38,200.52	Federal Aid Revenues 14,575.00		Special District Taxes	
JUDICIARY		State and Local Fiscal Assistance Act Utilized		Bank Stock Taxes	533.05
Municipal Courts	5,062.77	Sale of Acquired Property		Added and Omitted Taxes	2,170.76
PUBLIC SAFETY		Other Miscellaneous Revenues 30,414.85		Total Taxes Levied - ABSTRACT	1,009,761.59
Fire Protection	8,750.00	Other Revenues, Revenue Sharing Tax Effort 4,699.94		Total Taxes Billed	1,013,402.24
Police Protection	51,013.93	Total 1,096,787.04		1972 TAXES COLLECTED	885,217.95
Civil Defense & Disaster Control	860.00	Prior Years Surplus Appropriated 30,000.00		1972 Taxes Cancelled, Abated or Adjusted	20,514.96
Environmental Inspection & Control		REVENUES TOTAL 1,126,787.04		Transfer to Tax Title Liens or Foreclosed	93.96
Other Public Safety		CAPITAL OUTLAY TOTAL		Balance Outstanding Dec. 31, 1972	107,575.37
PUBLIC WORKS				PRIOR YEARS TAXES OUTSTANDING	
Streets and Drainage	82,401.77	Public Enterprises		Balance January 1, 1972	70,010.32
Sewers and Sewage Processing		Recreation—Culture		Collected in 1972	59,521.27
Garbage and Trash Disposal		Public Works		Cancelled, Abated or Adjusted 1972	.03
Public Buildings and Grounds	10,511.55	Buildings and Grounds		Transfers to Tax Title Liens or Foreclosed	
Other Public Works	15,017.50	Library and Education		Balance December 31, 1972	10,485.02
HEALTH and WELFARE		Conservation		TAX TITLE LIENS OUTSTANDING	
Health Services Except Environmental		All Other		Balance January 1, 1972	374.22
Welfare-Public Assistance	500.00	CAPITAL DEBT AUTHORIZED, DECEMBER 31, 1972		Transfers From Taxes	93.96
Hospitals, Clinics, First Aid	300.00	ISSUED AND UNISSUED GROSS DEBT NET DEBT		Redeemed in 1972	
Animal, Insect, & Rodent Control		School 130,000		Cancelled, Abated or Adjusted (1972)	
Other Welfare Services		Self-Liquidating 590,000		Transfers to Foreclosed Property	
RECREATION and CONSERVATION		Other 720,000		Balance December 31, 1972	468.18
Beaches and Boardwalks		ISSUED AND OUTSTANDING		PROPERTY ACQUIRED BY DEED OR FORECLOSURE	
Parks, Playgrounds, Shade Trees	5,000.00	School 130,000.00		Balance January 1, 1972	
Land Reclamation & Conservation	29,951.00	Self-Liquidating 560,000.00		Transfers From Taxes or Liens	
Other Recreational Services		Other 690,000.00		Sale for Cash (1972)	
EDUCATION (excluding schools)		Total 690,000.00		Cancelled, Abated or Adjusted (1972)	
Libraries		EQUALIZED VALUATION BASIS FOR NET DEBT COMPUTATION 29,858,745.33		Balance December 31, 1972	
Other Educational Services		REAL PROPERTY VALUATIONS		CURRENT FINANCES DECEMBER 31, 1972	
STATUTORY EXPENDITURES		Code Class # of Parcels % VAL'N ASSESSED VALUATION		ASSETS	
Pensions & F. I. C. A.	10,298.00	1 Vacant Land 212 2.52 737,625.00		Cash Dec. 31, 1972	273,303.22
Employee Fringe Benefits	3,628.52	2 Residential 1120 70.95 20,750,875.00		Taxes Receivable	118,064.39
Other Statutory Expenditures		3 Farm 177 9.72 2,844,450.00		Tax Title Liens	468.18
MUNICIPAL FUNCTIONS TOTAL 278,255.69		4a Commercial 72 13.11 3,833,550.00		Foreclosed Property	
CAPITAL IMPROVEMENTS *MEMO* 27,117.50		4b Industrial 5 3.50 1,024,500.00		Emergencies & Other Deferred Charges	32,180.79
DEBT SERVICE		4c Apartments 1 .19 55,300.00		State Aid Receivable	11,925.19
Principal Payments		Total 29,246,340.00		Other Receivables	21,842.78
Interest Payments		Land Area 14.08 Sq. Miles		Total	457,784.55
DEFERRED CHARGES	10,265.85	Net Valuation Taxable-Municipal 29,909,854.00		LIABILITIES, RESERVES, AND SURPLUS	
SCHOOL, COUNTY, SPECIAL DISTRICT TAXES	858,564.35	Net Valuation Taxable-County 31,046,717.00		Cash Liabilities	288,224.62
RESERVE FOR UNCOLLECTED TAXES	102,510.53	State Equalization Ratio 87.01		Reserves for Receivables	140,375.35
EMERGENCY EMPLOYMENT ACT OF 1971				Surplus Dec. 31,	29,184.58
EXPENDITURES TOTAL 1,250,004.42				Total	457,784.55

1524

Population 1970 15,968
 Population 1972 16,945
 S & P Rating
 Moody Rating BAA

General Tax Rate Per \$100. 4.24
 State Equalized Tax Rate 2.90

POINT PLEASANT BOROUGH — OCEAN CO.
 Form of Government:
 Borough Council
 Number of Members on Governing Body 6

PER CAPITA:
 Gross Debt 346.46
 Net Debt 14.68
 Debt Service 2.79
 Total Tax Levy 278.98
 Municipal Expenditures 100.16

PER CENT:
 Gross Debt 4.27
 Net Debt .18
 Tax Levy Collected 95.67
 Tax Levy Cancelled, Abated or Adjusted .15

EXPENDITURES		REVENUES-REALIZED		1972 PROPERTY TAX	
GENERAL GOVERNMENT		1972 Property Taxes Collected		STATE EQUALIZED TAX RATE	
Governing Body & Public Boards		4,539,956.66		Local District School Taxes 1.86	
Municipal Clerk	11,957.05	1972 Payments in Lieu of Taxes		Regional & Consolidated School Tax	
Financial Administration	34,140.50	Delinquent Tax & Lien Collections		School Taxes in Municipal Budget	
Assessment of Taxes	40,536.50	Business Personalty Replacement Taxes		County Taxes .45	
Collection of Taxes	9,625.00	Taxes from Public Utilities		County Library Taxes .02	
Planning, Housing & Development		Other Miscellaneous Tax Revenues		Local Municipal Purpose Taxes .48	
Human Resources		State Aid Revenues		Veteran & Senior Citizen Taxes .10	
Elections		Federal Aid Revenues		Total Taxes for Rate Computation 2.91	
General Administration (other)	53,859.99	State and Local Fiscal Assistance Act Utilized		Special District Taxes	
JUDICIARY	17,538.19	Sale of Acquired Property		Bank Stock Taxes	
Municipal Courts		Other Miscellaneous Revenues		Added and Omitted Taxes	
PUBLIC SAFETY		Other Revenues, Revenue Sharing Tax Effort		Total Taxes Levied - ABSTRACT	
Fire Protection	30,081.47	Total		Total Taxes Billed	
Police Protection	408,263.00	Prior Years Surplus Appropriated		1972 TAXES COLLECTED	
Civil Defense & Disaster Control	3,800.00	REVENUES TOTAL		1972 Taxes Cancelled, Abated or Adjusted	
Environmental Inspection & Control	17,573.06	CAPITAL OUTLAY TOTAL		Transfer to Tax Title Liens or Foreclosed	
Other Public Safety		1,116.56		Balance Outstanding Dec. 31, 1972	
PUBLIC WORKS		Public Enterprises		PRIOR YEARS TAXES OUTSTANDING	
Streets and Drainage	154,200.00	Recreation—Culture		Balance January 1, 1972	
Sewers and Sewage Processing		Public Works		Collected in 1972	
Garbage and Trash Disposal	230,342.50	Buildings and Grounds		Cancelled, Abated or Adjusted 1972	
Public Buildings and Grounds	30,987.75	Library and Education		Transfers to Tax Title Liens or Foreclosed	
Other Public Works	2,500.00	Conservation		Balance December 31, 1972	
HEALTH and WELFARE		All Other		TAX TITLE LIENS OUTSTANDING	
Health Services Except Environmental	19,430.00	CAPITAL DEBT AUTHORIZED, DECEMBER 31, 1972		Balance January 1, 1972	
Welfare-Public Assistance	2,737.50	ISSUED AND UNISSUED GROSS DEBT NET DEBT		Transfers From Taxes	
Hospitals, Clinics, First Aid	500.00	School 4,596,000		Redeemed in 1972	
Animal, Insect, & Rodent Control	906.34	Self-liquidating 626,000		Cancelled, Abated or Adjusted (1972)	
Other Welfare Services		Other 248,750		Transfers to Foreclosed Property	
RECREATION and CONSERVATION		Total 5,870,750		Balance December 31, 1972	
Beaches and Boardwalks	10,950.00	ISSUED AND OUTSTANDING		PROPERTY ACQUIRED BY DEED OR	
Parks, Playgrounds, Shade Trees		School 4,596,000.00		FORECLOSURE	
Land Reclamation & Conservation	950.00	Self-Liquidating 626,000.00		Balance January 1, 1972	
Other Recreational Services	31,800.00	Other 128,750.00		Transfers From Taxes or Liens	
EDUCATION (excluding schools)		Total 5,750,750.00		Sale for Cash (1972)	
Libraries	6,000.00	EQUALIZED VALUATION BASIS		Cancelled, Abated or Adjusted (1972)	
Other Educational Services		FOR NET DEBT COMPUTATION		Balance December 31, 1972	
STATUTORY EXPENDITURES		REAL PROPERTY VALUATIONS		CURRENT FINANCES DECEMBER 31, 1972	
Pensions & F. I. C. A.	59,300.00	Code Class # of Parcels % VAL'N		ASSETS	
Employee Fringe Benefits	29,000.00	1 Vacant Land 1260 4.83		Cash Dec. 31, 1972	
Other Statutory Expenditures		2 Residential 5826 82.81		Taxes Receivable	
MUNICIPAL FUNCTIONS TOTAL	1,247,019.25	3 Farm		Tax Title Liens	
CAPITAL IMPROVEMENTS *MEMO*	15,500.00	4a Commercial 221 10.25		Foreclosed Property	
DEBT SERVICE		4b Industrial		Emergencies & Other Deferred Charges	
Principal Payments	46,250.00	4c Apartments 10 2.11		State Aid Receivable	
Interest Payments	1,020.00	Total 7317		Other Receivables	
DEFERRED CHARGES	16,000.00	Land Area 3.70 Sq. Miles		Total	
SCHOOL, COUNTY, SPECIAL DISTRICT TAXES	3,800,564.79	Net Valuation Taxable-Municipal		LIABILITIES, RESERVES, AND SURPLUS	
RESERVE FOR UNCOLLECTED TAXES	250,296.88	Net Valuation Taxable-County		Cash Liabilities	
EMERGENCY EMPLOYMENT ACT OF 1971	36,700.00	State Equalization Ratio		Reserves for Receivables	
EXPENDITURES TOTAL	5,498,250.92			Surplus Dec. 31,	
				Total	

1525

Population 1970 4,882
 Population 1972 4,900
 S & P Rating
 Moody Rating BA

General Tax Rate Per \$100. 3.10
 State Equalized Tax Rate 2.86

POINT PLEASANT BEACH BOROUGH —
 OCEAN COUNTY
 Form of Government:
 Borough Council
 Number of Members on Governing Body 6

PER CAPITA:
 Gross Debt 326.33
 Net Debt 64.22
 Debt Service
 Total Tax Levy 496.34
 Municipal Expenditures 239.90

PER CENT:
 Gross Debt 2.10
 Net Debt .41
 Tax Levy Collected 92.65
 Tax Levy Cancelled, Abated or Adjusted

EXPENDITURES		REVENUES-REALIZED		1972 PROPERTY TAX	
GENERAL GOVERNMENT				STATE EQUALIZED TAX RATE \rightarrow 1.68	
Governing Body & Public Boards		1972 Property Taxes Collected	2,253,321.36	Local District School Taxes	1,438,622.17
Municipal Clerk		1972 Payments in Lieu of Taxes		Regional & Consolidated School Tax	
Financial Administration	6,000.00	Delinquent Tax & Lien Collections	136,335.18	School Taxes in Municipal Budget	
Assessment of Taxes	15,200.00	Business Personalty Replacement Taxes	59,675.01	County Taxes	286,556.38
Collection of Taxes	13,300.00	Taxes from Public Utilities	109,824.83	County Library Taxes	16,387.73
Planning, Housing & Development	8,500.00	Other Miscellaneous Tax Revenues		Local Municipal Purpose Taxes	562,662.87
Human Resources	2,000.00	State Aid Revenues	33,439.09	Veteran & Senior Citizen Taxes	41,350.00
Elections		Federal Aid Revenues		Total Taxes for Rate Computation	2,446,019.15
General Administration (other)	151,100.00	State and Local Fiscal Assistance Act Utilized		Special District Taxes	
JUDICIARY		State of Acquired Property	16,700.00	Bank Stock Taxes	8,537.13
Municipal Courts	14,350.00	Other Miscellaneous Revenues	84,182.47	Added and Omitted Taxes	18,880.55
PUBLIC SAFETY		Other Revenues, Revenue Sharing Tax Effort	68,594.47	Total Taxes Levied - ABSTRACT	2,432,047.27
Fire Protection	31,500.00	Total	2,762,080.41	Total Taxes Billed	2,432,047.27
Police Protection	259,800.00	Prior Years Surplus Appropriated	235,192.04	1972 TAXES COLLECTED	2,253,321.36
Civil Defense & Disaster Control	150.00	REVENUES TOTAL	2,997,272.45	1972 Taxes Cancelled, Abated or Adjusted	
Environmental Inspection & Control	11,350.00	CAPITAL OUTLAY TOTAL	11,247.15	Transfer to Tax Title Liens or Foreclosed	
Other Public Safety	250.00			Balance Outstanding Dec. 31, 1972	178,725.51
PUBLIC WORKS		Public Enterprises		PRIOR YEARS TAXES OUTSTANDING	
Streets and Drainage	151,450.00	Recreation—Culture		Balance January 1, 1972	155,559.41
Sewers and Sewage Processing		Public Works		Collected in 1972	136,339.18
Garbage and Trash Disposal	62,500.00	Buildings and Grounds	11,247.15	Cancelled, Abated or Adjusted 1972	
Public Buildings and Grounds	43,500.00	Library and Education		Transfers to Tax Title Liens or Foreclosed	
Other Public Works		Conservation		Balance December 31, 1972	23,260.23
HEALTH and WELFARE		All Other		TAX TITLE LIENS OUTSTANDING	
Health Services Except Environmental	6,080.00	CAPITAL DEBT AUTHORIZED, DECEMBER 31, 1972		Balance January 1, 1972	
Welfare-Public Assistance	5,525.00	ISSUED AND UNISSUED		Transfers From Taxes	
Hospitals, Clinics, First Aid	1,000.00	School	80,000	Redeemed in 1972	
Animal, Insect, & Rodent Control		Self-liquidating	1,346,000	Cancelled, Abated or Adjusted (1972)	
Other Welfare Services		Other	173,000	Transfers to Foreclosed Property	
RECREATION and CONSERVATION		Total	1,559,000	Balance December 31, 1972	
Beaches and Boardwalks	4,000.00	ISSUED AND OUTSTANDING		PROPERTY ACQUIRED BY DEED OR	
Parks, Playgrounds, Shade Trees	12,500.00	School	80,000.00	FORECLOSURE	
Land Reclamation & Conservation	1,000.00	Self-Liquidating	880,000.00	Balance January 1, 1972	62,350.00
Other Recreational Services	6,000.00	Other		Transfers From Taxes or Liens	
EDUCATION (excluding schools)		Total	560,000.00	Sale for Cash (1972)	16,700.00
Libraries	6,000.00	EQUALIZED VALUATION BASIS		Cancelled, Abated or Adjusted (1972)	
Other Educational Services	1,200.00	FOR NET DEBT COMPUTATION	76,200,318.33	Balance December 31, 1972	45,650.00
STATUTORY EXPENDITURES		REAL PROPERTY VALUATIONS		CURRENT FINANCES DECEMBER 31, 1972	
Pensions & F. I. C. A.	39,084.87	Code Class # of Parcels % VAL'N		ASSETS	
Employee Fringe Benefits	16,000.00	1 Vacant Land 364 7.07	5,558,790.00	Cash Dec. 31, 1972	1,215,317.40
Other Statutory Expenditures		2 Residential 2081 62.42	45,041,650.00	Taxes Receivable	201,986.14
MUNICIPAL FUNCTIONS TOTAL	545,735.87	3 Farm		Tax Title Liens	
CAPITAL IMPROVEMENTS *MEMO*	122,850.00	4a Commercial 302 26.85	21,095,910.00	Foreclosed Property	45,650.00
DEBT SERVICE		4b Industrial		Emergencies & Other Deferred Charges	30,320.00
Principal Payments		4c Apartments 32 3.66	2,875,075.00	State Aid Receivable	17,000.00
Interest Payments		2779 Total	78,571,425.00	Other Receivables	641.79
DEFERRED CHARGES	32,546.96	Land Area 1.50 Sq. Miles		Total	1,510,915.33
SCHOOL, COUNTY, SPECIAL DISTRICT TAXES	1,841,566.28	Net Valuation Taxable-Municipal	79,078,683.00	LIABILITIES, RESERVES, AND SURPLUS	
RESERVE FOR UNCOLLECTED TAXES	153,204.19	Net Valuation Taxable-County	77,146,287.00	Cash Liabilities	1,013,191.08
EMERGENCY EMPLOYMENT ACT OF 1971		State Equalization Ratio	92.40	Reserves for Receivables	248,277.93
EXPENDITURES TOTAL	3,017,457.30			Surplus Dec. 31,	249,446.32
				Total	1,510,915.33

1609

Population 1970 11,397
 Population 1972 11,630
 S & P Rating
 Moody Rating

General Tax Rate Per \$100. 4.63
 State Equalized Tax Rate 3.98

POMPTON LAKES BOROUGH — PASSAIC CO.
 Form of Government:
 Borough Council
 Number of Members on Governing Body 6

PER CAPITA: 375.39
 Gross Debt 31.71
 Net Debt 2.46
 Debt Service 381.28
 Total Tax Levy 123.26
 Municipal Expenditures

PER CENT: 4.35
 Gross Debt .37
 Net Debt 57.71
 Tax Levy Collected
 Tax Levy Cancelled, Abated or Adjusted .73

EXPENDITURES		REVENUES-REALIZED		1972 PROPERTY TAX	
GENERAL GOVERNMENT		1972 Property Taxes Collected		STATE EQUALIZED TAX RATE 2.65	
Governing Body & Public Boards		1972 Payments in Lieu of Taxes	4,339,000.72	Local District School Taxes	2,963,624.38
Municipal Clerk	30,800.00	Delinquent Tax & Lien Collections	57,625.55	Regional & Consolidated School Tax	
Financial Administration	15,800.00	Business Personality Replacement Taxes	217,574.36	School Taxes in Municipal Budget	
Assessment of Taxes	15,650.00	Taxes from Public Utilities	148,137.07	County Taxes	725,850.13
Collection of Taxes	6,650.00	Other Miscellaneous Tax Revenues	45,151.77	County Library Taxes	
Planning, Housing & Development	4,700.00	State Aid Revenues	72,745.03	Local Municipal Purpose Taxes	692,431.82
Human Resources	2,500.00	Federal Aid Revenues		Veteran & Senior Citizen Taxes	68,250.00
Elections	131,150.00	State and Local Fiscal Assistance Act Utilized		Total Taxes for Rate Computation	4,450,166.33
General Administration (other)		Sale of Acquired Property	70,510.02	Special District Taxes	
JUDICIARY	7,700.00	Other Miscellaneous Revenues	25,348.64	Bank Stock Taxes	4,585.43
Municipal Courts		Other Revenues, Revenue Sharing Tax Effort	4,980,093.16	Added and Omitted Taxes	47,766.60
PUBLIC SAFETY		Prior Years Surplus Appropriated	150,000.00	Total Taxes Levied - ABSTRACT	4,434,272.36
Fire Protection	49,475.00	REVENUES TOTAL	5,120,093.16	Total Taxes Billed	4,440,518.39
Police Protection	327,650.00	CAPITAL OUTLAY TOTAL	121,515.08	1972 TAXES COLLECTED	4,339,000.72
Civil Defense & Disaster Control	3,600.00	Public Enterprises		1972 Taxes Cancelled, Abated or Adjusted	32,237.21
Environmental Inspection & Control	5,370.00	Recreation—Culture	52,715.08	Transfer to Tax Title Liens or Foreclosed	2,931.72
Other Public Safety		Public Works	68,800.00	Balance Outstanding Dec. 31, 1972	66,748.74
PUBLIC WORKS	187,193.00	Buildings and Grounds		PRIOR YEARS TAXES OUTSTANDING	
Streets and Drainage		Library and Education		Balance January 1, 1972	61,406.51
Sewers and Sewage Processing	124,200.00	Conservation		Collected in 1972	57,625.55
Garbage and Trash Disposal	42,150.00	All Other		Cancelled, Abated or Adjusted 1972	2,557.16
Public Buildings and Grounds		CAPITAL DEBT AUTHORIZED, DECEMBER 31, 1972		Transfers to Tax Title Liens or Foreclosed	1,223.80
Other Public Works		ISSUED AND UNISSUED		Balance December 31, 1972	
HEALTH and WELFARE	45,925.00	School	3,919,000	TAX TITLE LIENS OUTSTANDING	
Health Services Except Environmental	900.00	Self-liquidating	446,794	Balance January 1, 1972	3,546.41
Welfare-Public Assistance	800.00	Other	368,794	Transfers From Taxes	4,352.54
Hospitals, Clinics, First Aid		Total	4,365,794	Redeemed in 1972	
Animal, Insect, & Rodent Control		ISSUED AND OUTSTANDING		Cancelled, Abated or Adjusted (1972)	
Other Welfare Services		School	3,919,000.00	Transfers to Foreclosed Property	
RECREATION and CONSERVATION	15,865.00	Self-Liquidating	352,200.00	Balance December 31, 1972	8,298.95
Beaches and Boardwalks	46,743.00	Other	4,271,200.00	PROPERTY ACQUIRED BY DEED OR FORECLOSURE	
Parks, Playgrounds, Shade Trees	2,900.00	EQUALIZED VALUATION BASIS		Balance January 1, 1972	26,375.00
Land Reclamation & Conservation		FOR NET DEBT COMPUTATION	100,273,800.33	Transfers From Taxes or Liens	
Other Recreational Services		REAL PROPERTY VALUATIONS		Sale for Cash (1972)	
EDUCATION (excluding schools)	48,254.00	Code Class # of Parcels % VAL'N		Cancelled, Abated or Adjusted (1972)	
Libraries	23,890.00	1 Vacant Land 216 2.57	2,454,500.00	Balance December 31, 1972	26,375.00
Other Educational Services		2 Residential 2778 77.77	74,220,400.00	CURRENT FINANCES DECEMBER 31, 1972	
STATUTORY EXPENDITURES	72,515.60	3 Farm		ASSETS	
Pensions & F. I. C. A.	18,000.00	4a Commercial 138 10.81	10,315,800.00	Cash Dec. 31, 1972	451,195.28
Employee Fringe Benefits		4b Industrial 4 5.65	5,388,100.00	Taxes Receivable	66,748.74
Other Statutory Expenditures		4c Apartments 6 3.20	3,057,300.00	Tax Title Liens	8,298.95
MUNICIPAL FUNCTIONS	1,235,260.60	3142 Total	95,440,100.00	Foreclosed Property	26,375.00
CAPITAL IMPROVEMENTS	55,000.00	Land Area 3.00 Sq. Miles		Emergencies & Other Deferred Charges	20,000.00
DEBT SERVICE		Net Valuation Taxable-Municipal	96,260,094.00	State Aid Receivable	31,553.80
Principal Payments	20,000.00	Net Valuation Taxable-County	107,447,988.00	Other Receivables	4,850.64
Interest Payments	8,636.00	State Equalization Ratio	86.16	Total	605,022.41
DEFERRED CHARGES	2,500.00			LIABILITIES, RESERVES, AND SURPLUS	
SCHOOL, COUNTY, SPECIAL DISTRICT TAXES	3,689,484.51			Cash Liabilities	253,106.82
RESERVE FOR UNCOLLECTED TAXES	132,769.67			Reserves for Receivables	106,273.33
EMERGENCY EMPLOYMENT ACT OF 1971	34,231.40			Surplus Dec. 31,	209,642.26
EXPENDITURES TOTAL	5,122,582.18			Total	605,022.41

0120

Population 1970 586
 Population 1972 610
 S & P Rating
 Moody Rating

General Tax Rate Per \$100. 2.42
 State Equalized Tax Rate 2.25

PORT REPUBLIC CITY — ATLANTIC COUNTY

Form of Government:

Special Charter (P.L. 1897, c.30)

Number of Members on Governing Body 7

PER CAPITA:

Gross Debt 29.51
 Net Debt
 Debt Service 6.12
 Total Tax Levy 233.40
 Municipal Expenditures 102.05

PER CENT:

Gross Debt .39
 Net Debt
 Tax Levy Collected 91.48
 Tax Levy Cancelled, Abated or Adjusted .47

EXPENDITURES		REVENUES-REALIZED		1972 PROPERTY TAX	
GENERAL GOVERNMENT				STATE EQUALIZED TAX RATE 1.58	
Governing Body & Public Boards		1972 Property Taxes Collected	130,564.26	Local District School Taxes	102,436.21
Municipal Clerk		1972 Payments in Lieu of Taxes		Regional & Consolidated School Tax	
Financial Administration	1,115.00	Delinquent Tax & Lien Collections	9,957.19	School Taxes in Municipal Budget	
Assessment of Taxes	2,525.00	Business Personalty Replacement Taxes	4,684.81	County Taxes	37,393.15
Collection of Taxes	1,125.00	Taxes from Public Utilities	47,162.59	County Library Taxes	788.20
Planning, Housing & Development	325.00	Other Miscellaneous Tax Revenues		Local Municipal Purpose Taxes	
Human Resources		State Aid Revenues	6,903.33	Veteran & Senior Citizen Taxes	5,610.00
Elections	500.00	Federal Aid Revenues		Total Taxes for Rate Computation	146,227.56
General Administration (other)	8,100.00	State and Local Fiscal Assistance Act Utilized		Special District Taxes	
JUDICIARY		Sale of Acquired Property		Bank Stock Taxes	
Municipal Courts	895.00	Other Miscellaneous Revenues	3,243.50	Added and Omitted Taxes	1,755.25
PUBLIC SAFETY		Other Revenues, Revenue Sharing Tax Effort	2,534.74	Total Taxes Levied - ABSTRACT	142,372.81
Fire Protection	2,500.00	REVENUES TOTAL	205,050.42	Total Taxes Billed	142,728.04
Police Protection	1,665.00	Prior Years Surplus Appropriated	27,696.33	1972 TAXES COLLECTED	130,564.26
Civil Defense & Disaster Control	50.00			1972 Taxes Cancelled, Abated or Adjusted	670.32
Environmental Inspection & Control	852.73			Transfer to Tax Title Liens or Foreclosed	474.32
Other Public Safety				Balance Outstanding Dec. 31, 1972	11,019.14
PUBLIC WORKS		CAPITAL OUTLAY TOTAL		PRIOR YEARS TAXES OUTSTANDING	
Streets and Drainage	9,578.42	Public Enterprises		Balance January 1, 1972	10,314.87
Sewers and Sewage Processing		Recreation—Culture		Collected in 1972	9,957.19
Garbage and Trash Disposal	1,850.00	Public Works		Cancelled, Abated or Adjusted 1972	30.55
Public Buildings and Grounds	2,011.25	Buildings and Grounds		Transfers to Tax Title Liens or Foreclosed	14.10
Other Public Works		Library and Education		Balance December 31, 1972	313.03
HEALTH and WELFARE		Conservation		TAX TITLE LIENS OUTSTANDING	
Health Services Except Environmental	76.00	All Other		Balance January 1, 1972	1,534.90
Welfare-Public Assistance	78.75			Transfers From Taxes	503.26
Hospitals, Clinics, First Aid		CAPITAL DEBT AUTHORIZED, DECEMBER 31, 1972		Redeemed in 1972	
Animal, Insect, & Rodent Control	500.00	ISSUED AND UNISSUED GROSS DEBT NET DEBT		Cancelled, Abated or Adjusted (1972)	
Other Welfare Services		School 18,000		Transfers to Foreclosed Property	
RECREATION and CONSERVATION		Self-liquidating		Balance December 31, 1972	2,038.16
Beaches and Boardwalks		Other		PROPERTY ACQUIRED BY DEED OR FORECLOSURE	
Parks, Playgrounds, Shade Trees	3,800.00	Total 18,000		Balance January 1, 1972	1,000.00
Land Reclamation & Conservation		ISSUED AND OUTSTANDING		Transfers From Taxes or Liens	
Other Recreational Services		School 18,000.00		Sale for Cash (1972)	
EDUCATION (excluding schools)		Self-Liquidating		Cancelled, Abated or Adjusted (1972)	
Libraries		Other		Balance December 31, 1972	1,000.00
Other Educational Services		Total 18,000.00		CURRENT FINANCES DECEMBER 31, 1972	
STATUTORY EXPENDITURES		EQUALIZED VALUATION BASIS FOR NET DEBT COMPUTATION	4,596,899.00	ASSETS	
Pensions & F. I. C. A.	461.00	REAL PROPERTY VALUATIONS		Cash Dec. 31, 1972	95,832.36
Employee Fringe Benefits		Code Class # of Parcels % VAL'N		Taxes Receivable	11,332.17
Other Statutory Expenditures		1 Vacant Land 240 19.17	1,107,210.00	Tax Title Liens	2,038.16
MUNICIPAL FUNCTIONS TOTAL	38,008.15	2 Residential 252 73.40	4,240,150.00	Foreclosed Property	1,000.00
CAPITAL IMPROVEMENTS *MEMO*	11,798.93	3 Farm 7 1.32	76,050.00	Emergencies & Other Deferred Charges	5,552.52
DEBT SERVICE		4a Commercial 12 6.04	348,900.00	State Aid Receivable	14,690.46
Principal Payments	3,000.00	4b Industrial 2 .08	4,800.00	Other Receivables	160.00
Interest Payments	735.00	4c Apartments		Total	131,005.67
TYPE I SCHL DEBT *MEMO	3,735.00	513 Total	5,777,110.00	LIABILITIES, RESERVES, AND SURPLUS	
DEFERRED CHARGES	1,660.00	Land Area 8.10 Sq. Miles		Cash Liabilities	48,375.53
SCHOOL, COUNTY, SPECIAL DISTRICT TAXES	140,617.56	Net Valuation Taxable-Municipal	6,048,945.00	Reserves for Receivables	14,530.33
RESERVE FOR UNCOLLECTED TAXES	18,649.61	Net Valuation Taxable-County	4,765,812.00	Surplus Dec. 31,	68,099.81
EMERGENCY EMPLOYMENT ACT OF 1971		State Equalization Ratio	93.07	Total	131,005.67
EXPENDITURES TOTAL	202,870.32				

1971/3000

* ABOVE DEBT SERVICE INCLUDES TYPE I SCHOOL DEBT

- 484 -

1109

Population 1970 12,311
 Population 1972 12,320
 S & P Rating AA
 Moody Rating AA

General Tax Rate Per \$100. 4.06
 State Equalized Tax Rate 3.03

PRINCETON BOROUGH — MERCER COUNTY
Form of Government:
 Borough Council
 Number of Members on Governing Body 6

PER CAPITA: 288.82
 Gross Debt 189.42
 Net Debt 18.46
 Debt Service 316.26
 Total Tax Levy 201.89
 Municipal Expenditures

PER CENT: 2.99
 Gross Debt 1.96
 Net Debt 96.51
 Tax Levy Collected
 Tax Levy Cancelled, Abated or Adjusted .01

EXPENDITURES		REVENUES-REALIZED		1972 PROPERTY TAX	
GENERAL GOVERNMENT				STATE EQUALIZED TAX RATE →	
Governing Body & Public Boards		1972 Property Taxes Collected	3,758,585.84	Local District School Taxes	
Municipal Clerk		1972 Payments in Lieu of Taxes	18,890.35	Regional & Consolidated School Tax	1.35
Financial Administration	3,700.00	Delinquent Tax & Lien Collections	105,450.02	School Taxes in Municipal Budget	
Assessment of Taxes	6,706.00	Business Personalty Replacement Taxes	115,933.86	County Taxes	.98
Collection of Taxes	23,746.86	Taxes from Public Utilities	236,489.64	County Library Taxes	
Planning, Housing & Development	48,632.48	Other Miscellaneous Tax Revenues		Local Municipal Purpose Taxes	.70
Human Resources	26,427.00	State Aid Revenues	62,780.56	Veteran & Senior Citizen Taxes	.02
Elections	1,272.31	Federal Aid Revenues		Total Taxes for Rate Computation	3.05
General Administration (other)	204,875.84	State and Local Fiscal Assistance Act Utilized		Special District Taxes	
JUDICIARY		Sale of Acquired Property		Bank Stock Taxes	39,482.46
Municipal Courts	46,910.00	Other Miscellaneous Revenues	814,831.13	Added and Omitted Taxes	9,087.62
PUBLIC SAFETY		Other Revenues, Revenue Sharing Tax Effort	77,097.55	Total Taxes Levied - ABSTRACT	3,856,381.85
Fire Protection	56,582.00	Total	5,190,458.55	Total Taxes Billed	3,855,074.30
Police Protection	435,765.14	Prior Years Surplus Appropriated	215,000.00	1972 TAXES COLLECTED	3,758,585.84
Civil Defense & Disaster Control	325.00	REVENUES TOTAL	5,405,458.55	1972 Taxes Cancelled, Abated or Adjusted	422.24
Environmental Inspection & Control	11,763.72	CAPITAL OUTLAY TOTAL	132,648.26	Transfer to Tax Title Liens or Foreclosed	10,888.92
Other Public Safety				Balance Outstanding Dec. 31, 1972	124,777.30
PUBLIC WORKS				PRIOR YEARS TAXES OUTSTANDING	
Streets and Drainage	274,590.98	Public Enterprises		Balance January 1, 1972	79,532.81
Sewers and Sewage Processing	213,462.17	Recreation—Culture		Collected in 1972	79,532.81
Garbage and Trash Disposal	144,380.85	Public Works	16,450.20	Cancelled, Abated or Adjusted 1972	
Public Buildings and Grounds	52,854.20	Buildings and Grounds	116,158.06	Transfers to Tax Title Liens or Foreclosed	
Other Public Works		Library and Education		Balance December 31, 1972	
HEALTH and WELFARE		Conservation		TAX TITLE LIENS OUTSTANDING	
Health Services Except Environmental	50,455.65	All Other		Balance January 1, 1972	28,525.75
Welfare-Public Assistance	15,081.41	CAPITAL DEBT AUTHORIZED, DECEMBER 31, 1972		Transfers From Taxes	10,888.92
Hospitals, Clinics, First Aid		ISSUED AND UNISSUED		Redeemed in 1972	25,917.21
Animal, Insect, & Rodent Control		School	1,224,689	Cancelled, Abated or Adjusted (1972)	
Other Welfare Services		Self-liquidating		Transfers to Foreclosed Property	
RECREATION and CONSERVATION		Other	2,333,600	Balance December 31, 1972	13,501.46
Beaches and Boardwalks		Total	3,558,289	PROPERTY ACQUIRED BY DEED OR FORECLOSURE	
Parks, Playgrounds, Shade Trees	46,217.89	ISSUED AND OUTSTANDING		Balance January 1, 1972	
Land Reclamation & Conservation		School	1,224,689.55	Transfers From Taxes or Liens	
Other Recreational Services	55,650.00	Self-Liquidating		Sale for Cash (1972)	
EDUCATION (excluding schools)		Other	2,253,000.00	Cancelled, Abated or Adjusted (1972)	
Libraries	116,219.50	Total	3,477,689.55	Balance December 31, 1972	
Other Educational Services		EQUALIZED VALUATION BASIS		CURRENT FINANCES DECEMBER 31, 1972	
STATUTORY EXPENDITURES		FOR NET DEBT COMPUTATION	118,810,573.33	ASSETS	
Pensions & F. I. C. A.	239,590.40	REAL PROPERTY VALUATIONS		Cash Dec. 31, 1972	422,554.88
Employee Fringe Benefits		Code Class # of Parcels % VAL'N		Taxes Receivable	124,777.30
Other Statutory Expenditures		1 Vacant Land 152 2.49	2,287,800.00	Tax Title Liens	13,501.46
MUNICIPAL FUNCTIONS		2 Residential 1643 60.45	55,543,000.00	Foreclosed Property	
CAPITAL IMPROVEMENTS	2,115,613.80	3 Farm		Emergencies & Other Deferred Charges	16,205.00
DEBT SERVICE	92,663.66	4a Commercial 206 31.26	28,720,600.00	State Aid Receivable	8,000.00
Principal Payments	140,000.00	4b Industrial		Other Receivables	9,583.77
Interest Payments	87,374.50	4c Apartments 43 5.80	5,326,800.00	Total	554,662.41
DEFERRED CHARGES		2044 Total	91,878,200.00	LIABILITIES, RESERVES, AND SURPLUS	
SCHOOL, COUNTY, SPECIAL DISTRICT TAXES	41,500.00	Land Area 1.76 Sq. Miles		Cash Liabilities	182,323.17
SCHOOL, COUNTY, SPECIAL DISTRICT TAXES	2,561,690.61	Net Valuation Taxable-Municipal	95,331,711.00	Reserves for Receivables	147,862.53
RESERVE FOR UNCOLLECTED TAXES	102,753.50	Net Valuation Taxable-County	126,318,372.00	Surplus Dec. 31,	264,476.71
EMERGENCY EMPLOYMENT ACT OF 1971		State Equalization Ratio	74.84	Total	554,662.41
EXPENDITURES TOTAL	5,448,572.81				

1110

Population 1970 13,651
 Population 1972 13,560
 S & P Rating AA
 Moody Rating AA

General Tax Rate Per \$100. 3.08
 State Equalized Tax Rate 3.19

PRINCETON TOWNSHIP — MERCER COUNTY
 Form of Government:
 Township Committee
 Number of Members on Governing Body 5

PER CAPITA:
 Gross Debt 382.45
 Net Debt 212.51
 Debt Service 13.78
 Total Tax Levy 560.16
 Municipal Expenditures 177.59

PER CENT:
 Gross Debt 2.32
 Net Debt 1.29
 Tax Levy Collected 95.18
 Tax Levy Cancelled, Abated or Adjusted .09

EXPENDITURES		REVENUES-REALIZED		1972 PROPERTY TAX	
GENERAL GOVERNMENT		1972 Property Taxes Collected		STATE EQUALIZED TAX RATE →	
Governing Body & Public Boards		7,440,564.82		Local District School Taxes	
Municipal Clerk	28,808.00	25,165.31		Regional & Consolidated School Tax 1.75	
Financial Administration	5,438.00	340,000.41		School Taxes in Municipal Budget	
Assessment of Taxes	21,567.00	100,061.83		County Taxes .97	
Collection of Taxes	23,808.71	310,994.55		County Library Taxes	
Planning, Housing & Development	5,350.00	70,472.83		Local Municipal Purpose Taxes .46	
Human Resources	1,260.00	17,306.41		Veteran & Senior Citizen Taxes .02	
Elections	198,243.64	427,820.89		Total Taxes for Rate Computation 3.20	
General Administration (other)	10,813.49	81,823.55		Special District Taxes	
JUDICIARY		8,814,210.60		Bank Stock Taxes	
Municipal Courts	55,313.00	150,000.00		Added and Omitted Taxes	
PUBLIC SAFETY		8,564,210.60		Total Taxes Levied - ABSTRACT	
Fire Protection	441,654.77	97,185.59		Total Taxes Billed	
Police Protection	500.00	618.75		1972 TAXES COLLECTED	
Civil Defense & Disaster Control	31,601.65	19,441.34		1972 Taxes Cancelled, Abated or Adjusted	
Environmental Inspection & Control		74,302.82		Transfer to Tax Title Liens or Foreclosed	
Other Public Safety		2,826.68		Balance Outstanding Dec. 31, 1972	
PUBLIC WORKS		CAPITAL DEBT AUTHORIZED, DECEMBER 31, 1972		PRIOR YEARS TAXES OUTSTANDING	
Streets and Drainage	409,514.67	ISSUED AND UNISSUED		Balance January 1, 1972	
Sewers and Sewage Processing	58,696.45	GROSS DEBT		Collected in 1972	
Garbage and Trash Disposal	21,851.00	NET DEBT		Cancelled, Abated or Adjusted 1972	
Public Buildings and Grounds		2,966,643		Transfers to Tax Title Liens or Foreclosed	
Other Public Works		5,338,953		Balance December 31, 1972	
HEALTH and WELFARE		ISSUED AND OUTSTANDING		TAX TITLE LIENS OUTSTANDING	
Health Services Except Environmental	75,455.00	School		Balance January 1, 1972	
Welfare-Public Assistance	12,540.00	Self-Liquidating		Transfers From Taxes	
Hospitals, Clinics, First Aid	4,500.00	Other		Redeemed in 1972	
Animal, Insect, & Rodent Control		Total		Cancelled, Abated or Adjusted (1972)	
Other Welfare Services		Total		Transfers to Foreclosed Property	
RECREATION and CONSERVATION		EQUALIZED VALUATION BASIS		Balance December 31, 1972	
Beaches and Boardwalks	10,617.00	FOR NET DEBT COMPUTATION		PROPERTY ACQUIRED BY DEED OR	
Parks, Playgrounds, Shade Trees	3,800.00	REAL PROPERTY VALUATIONS		FORECLOSURE	
Land Reclamation & Conservation	170,000.00	Code Class # of Parcels % VAL'N		Balance January 1, 1972	
Other Recreational Services		1 Vacant Land 545 6.34		Transfers From Taxes or Liens	
EDUCATION (excluding schools)		2 Residential 3251 77.47		Sale for Cash (1972)	
Libraries	227,486.10	3 Farm 56 1.44		Cancelled, Abated or Adjusted (1972)	
Other Educational Services		4a Commercial 92 6.20		Balance December 31, 1972	
STATUTORY EXPENDITURES		4b Industrial 2 .71		CURRENT FINANCES DECEMBER 31, 1972	
Pensions & F. I. C. A.	67,276.39	4c Apartments 8 7.84		ASSETS	
Employee Fringe Benefits		3554 Total		Cash Dec. 31, 1972	
Other Statutory Expenditures		Land Area 16.25 Sq. Miles		Taxes Receivable	
MUNICIPAL FUNCTIONS TOTAL	1,924,495.07	Net Valuation Taxable-Municipal		Tax Title Liens	
CAPITAL IMPROVEMENTS *MEMO*	40,000.00	253,222,500.00		Foreclosed Property	
DEBT SERVICE		238,795,519.00		Emergencies & Other Deferred Charges	
Principal Payments	109,100.00	State Equalization Ratio 103.72		State Aid Receivable	
Interest Payments	63,328.64			Other Receivables	
DEFERRED CHARGES	13,000.00			Total	
SCHOOL, COUNTY, SPECIAL DISTRICT TAXES	6,670,239.46			LIABILITIES, RESERVES, AND SURPLUS	
RESERVE FOR UNCOLLECTED TAXES	231,617.00			Cash Liabilities	
EMERGENCY EMPLOYMENT ACT OF 1971	17,600.00			Reserves for Receivables	
EXPENDITURES TOTAL	5,149,290.17			Surplus Dec. 31,	
				Total	

1610

Population 1970 5,176
 Population 1972 5,230
 S & P Rating
 Moody Rating A

General Tax Rate Per \$100. 3.61
 State Equalized Tax Rate 3.02

PROSPECT PARK BOROUGH — PASSAIC CO.

Form of Government:

Borough Council

Number of Members on Governing Body 6

PER CAPITA:

Gross Debt 124.72
 Net Debt 10.71
 Debt Service .80
 Total Tax Levy 201.72
 Municipal Expenditures 71.06

PER CENT:

Gross Debt 2.09
 Net Debt .18
 Tax Levy Collected 97.54
 Tax Levy Cancelled, Abated or Adjusted .05

EXPENDITURES		REVENUES-REALIZED		1972 PROPERTY TAX	
GENERAL GOVERNMENT				STATE EQUALIZED TAX RATE	
Governing Body & Public Boards		1972 Property Taxes Collected	1,028,716.16	Local District School Taxes 1.05	360,273.00
Municipal Clerk	2,250.00	1972 Payments in Lieu of Taxes		Regional & Consolidated School Tax .98	337,432.77
Financial Administration	3,750.00	Delinquent Tax & Lien Collections	25,184.58	School Taxes in Municipal Budget	
Assessment of Taxes	4,400.00	Business Personalty Replacement Taxes	40,788.95	County Taxes .64	220,449.12
Collection of Taxes		Taxes from Public Utilities	46,709.70	County Library Taxes	
Planning, Housing & Development		Other Miscellaneous Tax Revenues		Local Municipal Purpose Taxes .27	92,557.95
Human Resources		State Aid Revenues	26,158.08	Veteran & Senior Citizen Taxes .09	30,700.00
Elections		Federal Aid Revenues	12,736.71	Total Taxes for Rate Computation 3.03	1,041,412.84
General Administration (other)	24,775.00	State and Local Fiscal Assistance Act Utilized		Special District Taxes	
JUDICIARY		Sale of Acquired Property		Bank Stock Taxes	42,512.51
Municipal Courts	7,200.00	Other Miscellaneous Revenues	13,478.87	Added and Omitted Taxes	1,344.11
PUBLIC SAFETY		Other Revenues, Revenue Sharing Tax Effort	7,399.56	Total Taxes Levied - ABSTRACT	1,054,969.46
Fire Protection	14,750.00	Total	1,201,172.61	Total Taxes Billed	1,054,655.18
Police Protection	87,850.00	Prior Years Surplus Appropriated	90,000.00	1972 TAXES COLLECTED	1,028,716.16
Civil Defense & Disaster Control	600.00	REVENUES TOTAL	1,291,172.61	1972 Taxes Cancelled, Abated or Adjusted	520.00
Environmental Inspection & Control	1,500.00			Transfer to Tax Title Liens or Foreclosed	
Other Public Safety				Balance Outstanding Dec. 31, 1972	25,419.02
PUBLIC WORKS		CAPITAL OUTLAY TOTAL		PRIOR YEARS TAXES OUTSTANDING	
Streets and Drainage	47,500.00	Public Enterprises		Balance January 1, 1972	26,144.75
Sewers and Sewage Processing	6,500.00	Recreation—Culture		Collected in 1972	25,184.58
Garbage and Trash Disposal	55,200.00	Public Works		Cancelled, Abated or Adjusted 1972	
Public Buildings and Grounds	3,400.00	Buildings and Grounds		Transfers to Tax Title Liens or Foreclosed	
Other Public Works		Library and Education		Balance December 31, 1972	560.17
HEALTH and WELFARE		Conservation		TAX TITLE LIENS OUTSTANDING	
Health Services Except Environmental	7,300.00	All Other		Balance January 1, 1972	190.71
Welfare-Public Assistance	1,955.00			Transfers From Taxes	
Hospitals, Clinics, First Aid	600.00			Redeemed in 1972	
Animal, Insect, & Rodent Control				Cancelled, Abated or Adjusted (1972)	
Other Welfare Services				Transfers to Foreclosed Property	
RECREATION and CONSERVATION				Balance December 31, 1972	190.71
Beaches and Boardwalks				PROPERTY ACQUIRED BY DEED OR	
Parks, Playgrounds, Shade Trees				FORECLOSURE	
Land Reclamation & Conservation				Balance January 1, 1972	250.00
Other Recreational Services	2,400.00			Transfers From Taxes or Liens	
EDUCATION (excluding schools)				Sale for Cash (1972)	
Libraries				Cancelled, Abated or Adjusted (1972)	
Other Educational Services				Balance December 31, 1972	250.00
STATUTORY EXPENDITURES				CURRENT FINANCES DECEMBER 31, 1972	
Pensions & F. I. C. A.	10,800.00			ASSETS	
Employee Fringe Benefits	3,600.00			Cash Dec. 31, 1972	208,585.58
Other Statutory Expenditures				Taxes Receivable	26,379.19
MUNICIPAL FUNCTIONS				Tax Title Liens	190.71
CAPITAL IMPROVEMENTS				Foreclosed Property	250.00
DEBT SERVICE				Emergencies & Other Deferred Charges	12,400.00
Principal Payments	4,000.00			State Aid Receivable	25,805.08
Interest Payments	180.00			Other Receivables	881.41
				Total	274,491.97
DEFERRED CHARGES				LIABILITIES, RESERVES, AND SURPLUS	
SCHOOL, COUNTY, SPECIAL DISTRICT TAXES	4,300.00			Cash Liabilities	88,187.00
RESERVE FOR UNCOLLECTED TAXES	918,154.89			Reserves for Receivables	28,661.31
EMERGENCY EMPLOYMENT ACT OF 1971	62,338.87			Surplus Dec. 31,	157,643.66
EXPENDITURES TOTAL	1,289,799.39			Total	274,491.97

1711

Population 1970 2,567
 Population 1972 2,665
 S & P Rating
 Moody Rating

General Tax Rate Per \$100. 4.26
 State Equalized Tax Rate 3.03

QUINTON TOWNSHIP — SALEM COUNTY
 Form of Government:
 Township Committee
 Number of Members on Governing Body 3

PER CAPITA:
 Gross Debt 20.64
 Net Debt
 Debt Service
 Total Tax Levy 212.70
 Municipal Expenditures 96.33
 PER CENT:
 Gross Debt .38
 Net Debt
 Tax Levy Collected 85.03
 Tax Levy Cancelled, Abated or Adjusted .21

EXPENDITURES		REVENUES-REALIZED		1972 PROPERTY TAX	
GENERAL GOVERNMENT				STATE EQUALIZED TAX RATE 2.07	
Governing Body & Public Boards		1972 Property Taxes Collected 482,146.70		Local District School Taxes	354,906.00
Municipal Clerk		1972 Payments in Lieu of Taxes		Regional & Consolidated School Tax	
Financial Administration	3,500.00	Delinquent Tax & Lien Collections 63,824.52		School Taxes in Municipal Budget	
Assessment of Taxes	3,200.00	Business Personalty Replacement Taxes 14,512.96		County Taxes	154,127.56
Collection of Taxes	3,600.00	Taxes from Public Utilities 46,653.06		County Library Taxes	
Planning, Housing & Development	850.00	Other Miscellaneous Tax Revenues		Local Municipal Purpose Taxes	13,425.77
Human Resources		State Aid Revenues 23,029.28		Veteran & Senior Citizen Taxes	15,570.00
Elections		Federal Aid Revenues		Total Taxes for Rate Computation	578,029.73
General Administration (other)	10,545.00	State and Local Fiscal Assistance Act Utilized		Special District Taxes	
JUDICIARY		Sale of Acquired Property		Bank Stock Taxes	150.36
Municipal Courts	2,729.26	Other Miscellaneous Revenues 14,223.19		Added and Omitted Taxes	4,229.67
PUBLIC SAFETY		Other Revenues, Revenue Sharing Tax Effort 20,498.57		Total Taxes Levied - ABSTRACT	566,839.76
Fire Protection	34,425.00	Total 665,328.68		Total Taxes Billed	567,039.76
Police Protection	3,300.00	Prior Years Surplus Appropriated 54,592.42		1972 TAXES COLLECTED	482,146.70
Civil Defense & Disaster Control	200.00	REVENUES TOTAL 759,521.10		1972 Taxes Cancelled, Abated or Adjusted	1,198.10
Environmental Inspection & Control	1,050.00	CAPITAL OUTLAY TOTAL		Transfer to Tax Title Liens or Foreclosed	4,958.50
Other Public Safety				Balance Outstanding Dec. 31, 1972	78,736.46
PUBLIC WORKS				PRIOR YEARS TAXES OUTSTANDING	
Streets and Drainage	36,517.77	Public Enterprises		Balance January 1, 1972	61,934.44
Sewers and Sewage Processing		Recreation—Culture		Collected in 1972	51,554.31
Garbage and Trash Disposal	7,330.00	Public Works		Cancelled, Abated or Adjusted 1972	
Public Buildings and Grounds	2,900.00	Buildings and Grounds		Transfers to Tax Title Liens or Foreclosed	2,227.98
Other Public Works		Library and Education		Balance December 31, 1972	8,152.15
HEALTH and WELFARE		Conservation		TAX TITLE LIENS OUTSTANDING	
Health Services Except Environmental	870.00	All Other		Balance January 1, 1972	101,654.59
Welfare-Public Assistance	1,020.00	CAPITAL DEBT AUTHORIZED, DECEMBER 31, 1972		Transfers From Taxes	7,486.48
Hospitals, Clinics, First Aid	600.00	ISSUED AND UNISSUED GROSS DEBT NET DEBT		Redeemed in 1972	12,270.21
Animal, Insect, & Rodent Control	500.00	School 55,000		Cancelled, Abated or Adjusted (1972)	
Other Welfare Services		Self-liquidating		Transfers to Foreclosed Property	
RECREATION and CONSERVATION		Other		Balance December 31, 1972	96,870.86
Beaches and Boardwalks		Total 55,000		PROPERTY ACQUIRED BY DEED OR FORECLOSURE	
Parks, Playgrounds, Shade Trees		ISSUED AND OUTSTANDING		Balance January 1, 1972	94.54
Land Reclamation & Conservation		School 55,000.00		Transfers From Taxes or Liens	
Other Recreational Services		Self-Liquidating		Sale for Cash (1972)	
EDUCATION (excluding schools)		Other		Cancelled, Abated or Adjusted (1972)	
Libraries		Total 55,000.00		Balance December 31, 1972	94.54
Other Educational Services	20,000.00	EQUALIZED VALUATION BASIS FOR NET DEBT COMPUTATION 14,553,065.67		CURRENT FINANCES DECEMBER 31, 1972 ASSETS	
STATUTORY EXPENDITURES		REAL PROPERTY VALUATIONS		Cash Dec. 31, 1972	235,073.26
Pensions & F. I. C. A.	600.00	Code Class # of Parcels % VAL'N ASSESSED VALUATION		Taxes Receivable	86,888.61
Employee Fringe Benefits		1 Vacant Land 594 5.33 624,500.00		Tax Title Liens	96,870.86
Other Statutory Expenditures		2 Residential 654 62.46 7,327,200.00		Foreclosed Property	94.54
MUNICIPAL FUNCTIONS TOTAL 134,537.03		3 Farm 158 14.83 1,735,300.00		Emergencies & Other Deferred Charges	3,357.60
CAPITAL IMPROVEMENTS *MEMO* 48,166.66		4a Commercial 46 17.38 2,039,300.00		State Aid Receivable	240.00
DEBT SERVICE		4b Industrial		Other Receivables	5,430.87
Principal Payments		4c Apartments		Total	431,955.74
Interest Payments		1452 Total 11,730,700.00		LIABILITIES, RESERVES, AND SURPLUS	
DEFERRED CHARGES	5,500.00	Land Area 24.35 Sq. Miles		Cash Liabilities	28,168.71
SCHOOL, COUNTY, SPECIAL DISTRICT TAXES	549,033.56	Net Valuation Taxable-Municipal 13,576,132.00		Reserves for Receivables	152,284.88
RESERVE FOR UNCOLLECTED TAXES	116,270.44	Net Valuation Taxable-County 16,585,596.00		Surplus Dec. 31,	210,502.15
EMERGENCY EMPLOYMENT ACT OF 1971		State Equalization Ratio 71.23		Total	431,955.74
EXPENDITURES TOTAL 805,741.43					

2013

Population 1970 29,114
 Population 1972 30,090
 S & P Rating A
 Moody Rating A-1

General Tax Rate Per \$100. 6.67
 State Equalized Tax Rate 3.44

RAHWAY CITY — UNION COUNTY

Form of Government:

Mayor-Council Plan F (OMCL50)

Number of Members on Governing Body 9

PER CAPITA:

Gross Debt 256.44
 Net Debt 65.13
 Debt Service 12.41
 Total Tax Levy 296.95
 Municipal Expenditures 175.21

PER CENT:

Gross Debt 3.30
 Net Debt .84
 Tax Levy Collected 97.28
 Tax Levy Cancelled, Abated or Adjusted .18

EXPENDITURES		REVENUES-REALIZED		1972 PROPERTY TAX	
GENERAL GOVERNMENT				STATE EQUALIZED TAX RATE	
Governing Body & Public Boards	38,655.00	1972 Property Taxes Collected	8,760,721.40	Local District School Taxes 1.71	4,516,283.50
Municipal Clerk	49,685.00	1972 Payments in Lieu of Taxes	13,270.43	Regional & Consolidated School Tax	
Financial Administration	50,324.00	Delinquent Tax & Lien Collections	208,175.81	School Taxes in Municipal Budget .04	115,595.50
Assessment of Taxes	39,972.00	Business Personalty Replacement Taxes	642,656.33	County Taxes .52	1,283,969.32
Collection of Taxes	36,252.00	Taxes from Public Utilities	477,546.25	County Library Taxes	
Planning, Housing & Development	11,811.00	Other Miscellaneous Tax Revenues		Local Municipal Purpose Taxes 1.05	2,682,856.35
Human Resources		State Aid Revenues	207,264.56	Veteran & Senior Citizen Taxes .06	169,510.00
Elections		Federal Aid Revenues	181,863.62	Total Taxes for Rate Computation 3.42	9,068,214.67
General Administration (other)	306,307.55	State and Local Fiscal Assistance Act Utilized		Special District Taxes	
JUDICIARY		Sale of Acquired Property	23,000.00	Bank Stock Taxes	10,603.76
Municipal Courts	48,656.00	Other Miscellaneous Revenues	429,541.10	Added and Omitted Taxes	25,792.89
PUBLIC SAFETY		Other Revenues, Revenue Sharing Tax Effort	68,355.13	Total Taxes Levied - ABSTRACT	8,935,101.32
Fire Protection	702,553.00	Total	11,012,395.03	Total Taxes Billed	9,068,214.31
Police Protection	1,052,132.93	Prior Years Surplus Appropriated	285,000.00	1972 TAXES COLLECTED	8,760,721.40
Civil Defense & Disaster Control	9,800.00	REVENUES TOTAL	11,297,395.03	1972 Taxes Cancelled, Abated or Adjusted	16,262.35
Environmental Inspection & Control	23,759.00	CAPITAL OUTLAY TOTAL	253,626.19	Transfer to Tax Title Liens or Foreclosed	5,064.16
Other Public Safety	1,200.00	Public Enterprises		Balance Outstanding Dec. 31, 1972	224,076.40
PUBLIC WORKS		Recreation—Culture		PRIOR YEARS TAXES OUTSTANDING	
Streets and Drainage	590,416.22	Public Works	235,023.83	Balance January 1, 1972	348,637.42
Sewers and Sewage Processing	26,845.00	Buildings and Grounds	117,728.21	Collected in 1972	186,405.78
Garbage and Trash Disposal	315,511.00	Library and Education	874.15	Cancelled, Abated or Adjusted 1972	
Public Buildings and Grounds	111,554.00	Conservation		Transfers to Tax Title Liens or Foreclosed	47,110.11
Other Public Works	193,013.00	All Other		Balance December 31, 1972	115,121.53
HEALTH and WELFARE		CAPITAL DEBT AUTHORIZED, DECEMBER 31, 1972		TAX TITLE LIENS OUTSTANDING	
Health Services Except Environmental	70,032.00	ISSUED AND UNISSUED		Balance January 1, 1972	29,474.66
Welfare-Public Assistance	33,823.00	School	3,641,000	Transfers From Taxes	10,393.16
Hospitals, Clinics, First Aid	4,500.00	Self-liquidating	2,115,650	Redeemed in 1972	21,770.03
Animal, Insect, & Rodent Control	6,950.00	Other	1,959,698	Cancelled, Abated or Adjusted (1972)	
Other Welfare Services		Total	7,716,348	Transfers to Foreclosed Property	
RECREATION and CONSERVATION		ISSUED AND OUTSTANDING		Balance December 31, 1972	18,097.79
Beaches and Boardwalks		School	841,000.00	PROPERTY ACQUIRED BY DEED OR FORECLOSURE	
Parks, Playgrounds, Shade Trees	86,995.00	Self-liquidating	1,557,000.00	Balance January 1, 1972	85,075.00
Land Reclamation & Conservation	100,010.00	Other	1,664,350.00	Transfers From Taxes or Liens	
Other Recreational Services	93,900.00	Total	4,062,350.00	Sale for Cash (1972)	23,000.00
EDUCATION (excluding schools)		EQUALIZED VALUATION BASIS		Cancelled, Abated or Adjusted (1972)	3,100.00
Libraries	186,179.00	FOR NET DEBT COMPUTATION	234,120,668.00	Balance December 31, 1972	58,975.00
Other Educational Services		REAL PROPERTY VALUATIONS		CURRENT FINANCES DECEMBER 31, 1972	
STATUTORY EXPENDITURES		Code Class # of Parcels % VAL'N	ASSESSED VALUATION	ASSETS	
Pensions & F. I. C. A.	256,634.25	1 Vacant Land 694 1.05	1,387,400.00	Cash Dec. 31, 1972	559,395.54
Employee Fringe Benefits	99,800.00	2 Residential 6838 62.58	83,074,400.00	Taxes Receivable	339,197.93
Other Statutory Expenditures		3 Farm		Tax Title Liens	18,097.79
MUNICIPAL FUNCTIONS TOTAL	4,587,749.55	4a Commercial 425 11.53	15,841,200.00	Foreclosed Property	58,975.00
CAPITAL IMPROVEMENTS *MEMO*	134,800.00	4b Industrial 126 20.19	26,800,000.00	Emergencies & Other Deferred Charges	165,650.00
DEBT SERVICE		4c Apartments 60 4.26	5,652,400.00	State Aid Receivable	152,491.56
Principal Payments	270,750.00	8143 Total	132,755,400.00	Other Receivables	64,139.99
Interest Payments	102,771.25	Land Area 4.00 Sq. Miles		Total	1,757,947.81
TYPE I SCHL DEBT *MEMO	115,555.50	Net Valuation Taxable-Municipal	136,118,200.00	LIABILITIES, RESERVES, AND SURPLUS	
DEFERRED CHARGES	87,418.08	Net Valuation Taxable-County	259,874,189.00	Cash Liabilities	817,848.79
SCHOOL, COUNTY, SPECIAL DISTRICT TAXES	6,015,848.32	State Equalization Ratio	51.60	Reserves for Receivables	480,410.71
RESERVE FOR UNCOLLECTED TAXES	264,700.18			Surplus Dec. 31,	459,688.31
EMERGENCY EMPLOYMENT ACT OF 1971	78,973.88			Total	1,757,947.81
EXPENDITURES TOTAL	11,408,211.70				

1971/3000

* ABOVE DEBT SERVICE INCLUDES TYPE I SCHOOL DEBT

0248

Population 1970 12,571
 Population 1972 12,840
 S & P Rating
 Moody Rating BAA

General Tax Rate Per \$100. 3.22
 State Equalized Tax Rate 3.09

RAMSEY BOROUGH — BERGEN COUNTY
Form of Government:
Borough Council
Number of Members on Governing Body 6

PER CAPITA:
 Gross Debt 814.80
 Net Debt 155.89
 Debt Service 16.15
 Total Tax Levy 426.50
 Municipal Expenditures 193.99

PER CENT:
 Gross Debt 6.59
 Net Debt 1.26
 Tax Levy Collected 54.87
 Tax Levy Cancelled, Abated or Adjusted .92

EXPENDITURES		REVENUES-REALIZED		1972 PROPERTY TAX	
GENERAL GOVERNMENT				STATE EQUALIZED TAX RATE →	
Governing Body & Public Boards		1972 Property Taxes Collected	5,202,540.49	Local District School Taxes 2.49	4,357,590.50
Municipal Clerk		1972 Payments in Lieu of Taxes		Regional & Consolidated School Tax	
Financial Administration		Delinquent Tax & Lien Collections	281,835.89	School Taxes in Municipal Budget	
Assessment of Taxes	15,225.00	Business Personalty Replacement Taxes	127,409.42	County Taxes .37	657,305.21
Collection of Taxes	18,436.00	Taxes from Public Utilities	230,950.44	County Library Taxes	
Planning, Housing & Development	4,750.00	Other Miscellaneous Tax Revenues		Local Municipal Purpose Taxes .19	341,452.45
Human Resources	6,335.50	State Aid Revenues	50,413.40	Veteran & Senior Citizen Taxes .04	65,860.00
Elections		Federal Aid Revenues	39,795.82	Total Taxes for Rate Computation 3.09	5,462,648.16
General Administration (other)	216,363.00	State and Local Fiscal Assistance Act Utilized		Special District Taxes	
JUDICIARY		Sale of Acquired Property		Bank Stock Taxes	6,530.55
Municipal Courts	13,300.00	Other Miscellaneous Revenues	147,806.57	Added and Omitted Taxes	72,565.52
PUBLIC SAFETY		Other Revenues, Revenue Sharing Tax Effort	77,575.69	Total Taxes Levied - ABSTRACT	5,476,288.23
Fire Protection	64,057.00	Total	6,158,331.72	Total Taxes Billed	5,483,629.76
Police Protection	364,100.00	Prior Years Surplus Appropriated	1,350,000.00	1972 TAXES COLLECTED	5,202,540.49
Civil Defense & Disaster Control	7,818.00	REVENUES TOTAL	7,508,331.72	1972 Taxes Cancelled, Abated or Adjusted	50,374.76
Environmental Inspection & Control		CAPITAL OUTLAY TOTAL	1,271,847.41	Transfer to Tax Title Liens or Foreclosed	7,554.92
Other Public Safety				Balance Outstanding Dec. 31, 1972	222,785.37
PUBLIC WORKS				PRIOR YEARS TAXES OUTSTANDING	
Streets and Drainage	442,573.16	Public Enterprises		Balance January 1, 1972	302,510.77
Sewers and Sewage Processing		Recreation—Culture	1,038,707.45	Collected in 1972	270,746.61
Garbage and Trash Disposal	211,100.00	Public Works	230,485.51	Cancelled, Abated or Adjusted 1972	5,807.25
Public Buildings and Grounds	59,175.00	Buildings and Grounds	2,650.45	Transfers to Tax Title Liens or Foreclosed	5,386.10
Other Public Works	60,300.00	Library and Education		Balance December 31, 1972	16,570.81
HEALTH and WELFARE		Conservation		TAX TITLE LIENS OUTSTANDING	
Health Services Except Environmental	44,676.00	All Other		Balance January 1, 1972	15,062.63
Welfare-Public Assistance	2,750.00			Transfers From Taxes	12,503.52
Hospitals, Clinics, First Aid				Redeemed in 1972	11,093.28
Animal, Insect, & Rodent Control				Cancelled, Abated or Adjusted (1972)	
Other Welfare Services	3,700.00			Transfers to Foreclosed Property	
RECREATION and CONSERVATION				Balance December 31, 1972	17,872.87
Beaches and Boardwalks				PROPERTY ACQUIRED BY DEED OR FORECLOSURE	
Parks, Playgrounds, Shade Trees	8,820.00			Balance January 1, 1972	17,500.00
Land Reclamation & Conservation	12,286.99			Transfers From Taxes or Liens	
Other Recreational Services	20,710.00			Sale for Cash (1972)	
EDUCATION (excluding schools)				Cancelled, Abated or Adjusted (1972)	
Libraries	80,000.00			Balance December 31, 1972	17,500.00
Other Educational Services				CURRENT FINANCES DECEMBER 31, 1972	
STATUTORY EXPENDITURES				ASSETS	
Pensions & F. I. C. A.	73,500.00			Cash Dec. 31, 1972	1,523,058.47
Employee Fringe Benefits	26,000.00			Taxes Receivable	239,756.18
Other Statutory Expenditures				Tax Title Liens	17,872.87
MUNICIPAL FUNCTIONS				Foreclosed Property	17,500.00
CAPITAL IMPROVEMENTS				Emergencies & Other Deferred Charges	47,885.83
DEBT SERVICE				State Aid Receivable	3,279.00
Principal Payments	173,060.13			Other Receivables	25,665.54
Interest Payments	34,320.50			Total	2,285,421.89
				LIABILITIES, RESERVES, AND SURPLUS	
DEFERRED CHARGES				Cash Liabilities	393,443.23
SCHOOL, COUNTY, SPECIAL DISTRICT TAXES	5,055,295.71			Reserves for Receivables	211,158.55
RESERVE FOR UNCOLLECTED TAXES	442,465.45			Surplus Dec. 31,	1,580,780.07
EMERGENCY EMPLOYMENT ACT OF 1971	28,875.00			Total	2,285,421.89
EXPENDITURES					
TOTAL	7,546,147.61				

1432

Population 1970 13,296
 Population 1972 14,630
 S & P Rating BBB
 Moody Rating BAA

General Tax Rate Per \$100. 6.13
 State Equalized Tax Rate 3.85

RANDOLPH TOWNSHIP — MORRIS COUNTY
Form of Government:
Council-Manager Plan E (OMCL50)
Number of Members on Governing Body 7

PER CAPITA:
 Gross Debt 1,049.88
 Net Debt 656.10
 Debt Service 2.98
 Total Tax Levy 467.14
 Municipal Expenditures 148.14

PER CENT:
 Gross Debt 10.66
 Net Debt 6.66
 Tax Levy Collected 95.02
 Tax Levy Cancelled, Abated or Adjusted .75

EXPENDITURES		REVENUES-REALIZED		1972 PROPERTY TAX	
GENERAL GOVERNMENT				STATE EQUALIZED TAX RATE	
Governing Body & Public Boards		1972 Property Taxes Collected	6,497,463.18	Local District School Taxes 2.82	4,505,384.25
Municipal Clerk		1972 Payments in Lieu of Taxes		Regional & Consolidated School Tax	
Financial Administration	64,026.00	Delinquent Tax & Lien Collections	288,465.70	School Taxes in Municipal Budget	
Assessment of Taxes	59,575.82	Business Personalty Replacement Taxes	107,398.78	County Taxes	.37 635,567.15
Collection of Taxes	5,000.00	Taxes from Public Utilities	237,388.34	County Library Taxes	.03 46,530.66
Planning, Housing & Development	12,325.00	Other Miscellaneous Tax Revenues		Local Municipal Purpose Taxes	.60 1,043,855.79
Human Resources	1,200.00	State Aid Revenues	52,723.65	Veteran & Senior Citizen Taxes	.03 54,130.00
Elections	2,750.00	Federal Aid Revenues	15,525.24	Total Taxes for Rate Computation	3.85 6,685,667.85
General Administration (other)	203,495.00	State and Local Fiscal Assistance Act Utilized		Special District Taxes	12,000.00
JUDICIARY		Sale of Acquired Property		Bank Stock Taxes	4,169.62
Municipal Courts	21,290.00	Other Miscellaneous Revenues	135,483.79	Added and Omitted Taxes	186,293.12
PUBLIC SAFETY		Other Revenues, Revenue Sharing Tax Effort	117,858.18	Total Taxes Levied - ABSTRACT	6,834,300.59
Fire Protection	66,650.00	Total	7,452,714.86	Total Taxes Billed	6,837,977.26
Police Protection	376,098.15	Prior Years Surplus Appropriated	320,000.00	1972 TAXES COLLECTED	6,457,463.18
Civil Defense & Disaster Control	1,310.00	REVENUES TOTAL	7,772,714.86	1972 Taxes Cancelled, Abated or Adjusted	51,512.17
Environmental Inspection & Control	13,500.00	CAPITAL OUTLAY TOTAL	876,288.05	Transfer to Tax Title Liens or Foreclosed	107,254.06
Other Public Safety		Public Enterprises		Balance Outstanding Dec. 31, 1972	181,747.85
PUBLIC WORKS		Recreation—Culture	300.00	PRIOR YEARS TAXES OUTSTANDING	
Streets and Drainage	302,215.00	Public Works	485,506.33	Balance January 1, 1972	231,183.56
Sewers and Sewage Processing	42,865.00	Buildings and Grounds	390,081.72	Collected in 1972	209,767.94
Garbage and Trash Disposal	88,450.00	Library and Education		Cancelled, Abated or Adjusted 1972	9,502.39
Public Buildings and Grounds	44,000.00	Conservation		Transfers to Tax Title Liens or Foreclosed	6,751.72
Other Public Works	15,000.00	All Other		Balance December 31, 1972	2,761.51
HEALTH and WELFARE		CAPITAL DEBT AUTHORIZED, DECEMBER 31, 1972		TAX TITLE LIENS OUTSTANDING	
Health Services Except Environmental	29,243.00	ISSUED AND UNISSUED		Balance January 1, 1972	212,512.17
Welfare-Public Assistance	6,750.00	School	12,764,000	Transfers From Taxes	115,883.41
Hospitals, Clinics, First Aid	5,500.00	Self-liquidating	657,000	Redeemed in 1972	78,701.76
Animal, Insect, & Rodent Control	14,585.00	Other	1,538,750	Cancelled, Abated or Adjusted (1972)	4,023.66
Other Welfare Services	750.00	Total	15,359,750	Transfers to Foreclosed Property	10,150.20
RECREATION and CONSERVATION		ISSUED AND OUTSTANDING		Balance December 31, 1972	239,479.56
Beaches and Boardwalks		School	5,434,000.00	PROPERTY ACQUIRED BY DEED OR FORECLOSURE	
Parks, Playgrounds, Shade Trees	1,800.00	Self-Liquidating	657,000.00	Balance January 1, 1972	8,509.80
Land Reclamation & Conservation	1,267.85	Other	775,000.00	Transfers From Taxes or Liens	10,150.20
Other Recreational Services	49,401.00	Total	6,666,000.00	Sale for Cash (1972)	
EDUCATION (excluding schools)		EQUALIZED VALUATION BASIS		Cancelled, Abated or Adjusted (1972)	
Libraries	25,000.00	FOR NET DEBT COMPUTATION	144,025,151.67	Balance December 31, 1972	19,100.00
Other Educational Services		REAL PROPERTY VALUATIONS		CURRENT FINANCES DECEMBER 31, 1972	
STATUTORY EXPENDITURES		Code Class # of Parcels % VAL'N	ASSESSED VALUATION	ASSETS	
Pensions & F. I. C. A.	48,454.00	1 Vacant Land 1125 9.90	10,677,770.00	Cash Dec. 31, 1972	722,685.35
Employee Fringe Benefits	44,560.00	2 Residential 3001 65.01	70,147,990.00	Taxes Receivable	184,505.36
Other Statutory Expenditures		3 Farm 37 .36	385,170.00	Tax Title Liens	237,475.96
MUNICIPAL FUNCTIONS		4a Commercial 120 7.85	8,468,300.00	Foreclosed Property	19,100.00
CAPITAL IMPROVEMENTS		4b Industrial 23 7.24	7,807,850.00	Emergencies & Other Deferred Charges	50,000.00
DEBT SERVICE		4c Apartments 6 9.65	10,412,302.00	State Aid Receivable	39,337.00
Principal Payments		4312 Total	107,903,382.00	Other Receivables	25,624.01
Interest Payments	43,595.00	Land Area 20.88 Sq. Miles		Total	1,278,735.68
DEFERRED CHARGES		Net Valuation Taxable-Municipal	109,246,028.00	LIABILITIES, RESERVES, AND SURPLUS	
SCHOOL, COUNTY, SPECIAL DISTRICT TAXES	5,555,882.06	Net Valuation Taxable-County	156,273,440.00	Cash Liabilities	150,634.10
RESERVE FOR UNCOLLECTED TAXES	454,393.22	State Equalization Ratio	62.87	Reserves for Receivables	466,713.33
EMERGENCY EMPLOYMENT ACT OF 1971	15,961.07			Surplus Dec. 31,	621,392.25
EXPENDITURES				Total	1,278,735.68
TOTAL	7,767,151.13				

1816

Population 1970 6,691
 Population 1972 6,770
 S & P Rating
 Moody Rating

General Tax Rate Per \$100. 5.42
 State Equalized Tax Rate 2.93

RARITAN BOROUGH — SOMERSET COUNTY

Form of Government:

Borough Council

Number of Members on Governing Body 6

PER CAPITA:

Gross Debt 394.05
 Net Debt 115.18
 Debt Service 8.44
 Total Tax Levy 289.38
 Municipal Expenditures 113.35

PER CENT:

Gross Debt 4.62
 Net Debt 1.35
 Tax Levy Collected 96.86
 Tax Levy Cancelled, Abated or Adjusted .07

EXPENDITURES		REVENUES-REALIZED		1972 PROPERTY TAX	
GENERAL GOVERNMENT				STATE EQUALIZED TAX RATE →	
Governing Body & Public Boards		1972 Property Taxes Collected	1,899,545.55	Local District School Taxes	1,389,273.87
Municipal Clerk		1972 Payments in Lieu of Taxes		Regional & Consolidated School Tax	2.05
Financial Administration	2,110.00	Delinquent Tax & Lien Collections	63,419.83	School Taxes in Municipal Budget	
Assessment of Taxes	6,550.00	Business Personalty Replacement Taxes	204,422.59	County Taxes	.47
Collection of Taxes	9,950.00	Taxes from Public Utilities	122,941.57	County Library Taxes	.02
Planning, Housing & Development	5,150.00	Other Miscellaneous Tax Revenues		Local Municipal Purpose Taxes	.32
Human Resources		State Aid Revenues	31,609.80	Veteran & Senior Citizen Taxes	.07
Elections	1,150.00	Federal Aid Revenues	5,314.00	Total Taxes for Rate Computation	2.93
General Administration (other)	80,460.59	State and Local Fiscal Assistance Act Utilized		Special District Taxes	
JUDICIARY		Sale of Acquired Property		Bank Stock Taxes	6,604.24
Municipal Courts	6,595.00	Other Miscellaneous Revenues	66,011.77	Added and Omitted Taxes	14,776.80
PUBLIC SAFETY		Other Revenues, Revenue Sharing Tax Effort	34,558.12	Total Taxes Levied - ABSTRACT	1,559,103.55
Fire Protection	18,500.00	Total	2,427,823.63	Total Taxes Billed	1,961,053.96
Police Protection	189,950.00	Prior Years Surplus Appropriated	55,000.00	1972 TAXES COLLECTED	1,899,545.55
Civil Defense & Disaster Control	50.00	REVENUES TOTAL	2,486,823.63	1972 Taxes Cancelled, Abated or Adjusted	1,436.90
Environmental Inspection & Control	5,750.00	CAPITAL OUTLAY TOTAL	104,372.40	Transfer to Tax Title Liens or Foreclosed	2,037.09
Other Public Safety				Balance Outstanding Dec. 31, 1972	58,034.42
PUBLIC WORKS				PRIOR YEARS TAXES OUTSTANDING	
Streets and Drainage	172,250.00	Public Enterprises	112.00	Balance January 1, 1972	64,058.20
Sewers and Sewage Processing		Recreation—Culture	2,861.90	Collected in 1972	63,419.83
Garbage and Trash Disposal	33,820.00	Public Works	93,260.33	Cancelled, Abated or Adjusted 1972	54.84
Public Buildings and Grounds	12,640.00	Buildings and Grounds	8,138.17	Transfers to Tax Title Liens or Foreclosed	
Other Public Works		Library and Education		Balance December 31, 1972	583.53
HEALTH and WELFARE		Conservation		TAX TITLE LIENS OUTSTANDING	
Health Services Except Environmental	10,575.00	All Other		Balance January 1, 1972	5,783.45
Welfare-Public Assistance	1,370.00			Transfers From Taxes	2,037.09
Hospitals, Clinics, First Aid	3,000.00			Redeemed in 1972	
Animal, Insect, & Rodent Control	1,500.00			Cancelled, Abated or Adjusted (1972)	
Other Welfare Services				Transfers to Foreclosed Property	
RECREATION and CONSERVATION				Balance December 31, 1972	7,820.54
Beaches and Boardwalks				PROPERTY ACQUIRED BY DEED OR FORECLOSURE	
Parks, Playgrounds, Shade Trees	13,500.00			Balance January 1, 1972	9,085.00
Land Reclamation & Conservation	3,464.00			Transfers From Taxes or Liens	
Other Recreational Services	600.00			Sale for Cash (1972)	
EDUCATION (excluding schools)				Cancelled, Abated or Adjusted (1972)	
Libraries	5,000.00			Balance December 31, 1972	9,085.00
Other Educational Services				CURRENT FINANCES DECEMBER 31, 1972	
STATUTORY EXPENDITURES				ASSETS	
Pensions & F. I. C. A.	33,546.00			Cash Dec. 31, 1972	167,507.33
Employee Fringe Benefits	12,774.01			Taxes Receivable	58,617.55
Other Statutory Expenditures				Tax Title Liens	7,820.54
MUNICIPAL FUNCTIONS TOTAL	630,655.00			Foreclosed Property	9,085.00
CAPITAL IMPROVEMENTS *MEMO*	35,000.00			Emergencies & Other Deferred Charges	10,000.00
DEBT SERVICE				State Aid Receivable	26,153.22
Principal Payments	37,000.00			Other Receivables	4,303.08
Interest Payments	20,158.00			Total	283,487.12
DEFERRED CHARGES				LIABILITIES, RESERVES, AND SURPLUS	
SCHOOL, COUNTY, SPECIAL DISTRICT TAXES	1,723,980.46			Cash Liabilities	111,614.57
RESERVE FOR UNCOLLECTED TAXES	79,533.85			Reserves for Receivables	79,826.57
EMERGENCY EMPLOYMENT ACT OF 1971				Surplus Dec. 31,	92,045.58
EXPENDITURES TOTAL	2,491,327.31			Total	283,487.12

1021

Population 1970 6,534
 Population 1972 7,530
 S & P Rating
 Moody Rating

General Tax Rate Per \$100. 3.61
 State Equalized Tax Rate 2.96

RARITAN TOWNSHIP — HUNTERDON COUNTY
Form of Government:
Township Committee
Number of Members on Governing Body 5

PER CAPITA: 374.74
 Gross Debt
 Net Debt
 Debt Service
 Total Tax Levy 434.55
 Municipal Expenditures 116.66
 PER CENT: 3.00
 Gross Debt
 Net Debt
 Tax Levy Collected 96.42
 Tax Levy Cancelled, Abated or Adjusted 18

EXPENDITURES		REVENUES-REALIZED		1972 PROPERTY TAX	
GENERAL GOVERNMENT				STATE EQUALIZED TAX RATE	
Governing Body & Public Boards		1972 Property Taxes Collected	3,167,574.83	Local District School Taxes 1.51	1,630,158.38
Municipal Clerk		1972 Payments in Lieu of Taxes		Regional & Consolidated School Tax .94	1,009,453.75
Financial Administration	12,376.00	Delinquent Tax & Lien Collections	115,823.63	School Taxes in Municipal Budget	
Assessment of Taxes	14,000.00	Business Personalty Replacement Taxes	228,909.44	County Taxes .44	477,654.73
Collection of Taxes	14,555.00	Taxes from Public Utilities	225,371.15	County Library Taxes .02	23,251.51
Planning, Housing & Development	23,100.00	Other Miscellaneous Tax Revenues		Local Municipal Purpose Taxes .01	12,534.92
Human Resources		State Aid Revenues	37,531.07	Veteran & Senior Citizen Taxes .03	37,365.00
Elections	2,200.00	Federal Aid Revenues		Total Taxes for Rate Computation 2.95	3,151,458.29
General Administration (other)	73,424.00	State and Local Fiscal Assistance Act Utilized		Special District Taxes	
JUDICIARY		Sale of Acquired Property		Bank Stock Taxes	1,387.76
Municipal Courts	15,600.00	Other Miscellaneous Revenues	102,434.55	Added and Omitted Taxes	116,657.50
PUBLIC SAFETY		Other Revenues, Revenue Sharing Tax Effort	59,542.05	Total Taxes Levied - ABSTRACT	3,272,138.55
Fire Protection	16,200.00	Total	3,537,586.72	Total Taxes Billed	3,285,018.55
Police Protection	99,715.00	Prior Years Surplus Appropriated	230,000.00	1972 TAXES COLLECTED	3,167,574.83
Civil Defense & Disaster Control	1,000.00	REVENUES TOTAL	4,167,586.72	1972 Taxes Cancelled, Abated or Adjusted	5,815.15
Environmental Inspection & Control	15,750.00	CAPITAL OUTLAY TOTAL	1,071.36	Transfer to Tax Title Liens or Foreclosed	2,151.81
Other Public Safety				Balance Outstanding Dec. 31, 1972	109,436.76
PUBLIC WORKS				PRIOR YEARS TAXES OUTSTANDING	
Streets and Drainage	189,400.00	Public Enterprises		Balance January 1, 1972	140,737.01
Sewers and Sewage Processing		Recreation—Culture		Collected in 1972	109,851.18
Garbage and Trash Disposal	14,500.00	Public Works	1,071.36	Cancelled, Abated or Adjusted 1972	565.71
Public Buildings and Grounds	9,000.00	Buildings and Grounds		Transfers to Tax Title Liens or Foreclosed	1,542.96
Other Public Works	158,000.00	Library and Education		Balance December 31, 1972	27,973.16
HEALTH and WELFARE		Conservation		TAX TITLE LIENS OUTSTANDING	
Health Services Except Environmental	8,800.00	All Other		Balance January 1, 1972	11,644.24
Welfare—Public Assistance	6,500.00			Transfers From Taxes	4,322.09
Hospitals, Clinics, First Aid				Redeemed in 1972	5,572.45
Animal, Insect, & Rodent Control				Cancelled, Abated or Adjusted (1972)	
Other Welfare Services				Transfers to Foreclosed Property	
RECREATION and CONSERVATION				Balance December 31, 1972	9,553.88
Beaches and Boardwalks				PROPERTY ACQUIRED BY DEED OR FORECLOSURE	
Parks, Playgrounds, Shade Trees	1,000.00			Balance January 1, 1972	
Land Reclamation & Conservation	1,000.00			Transfers From Taxes or Liens	
Other Recreational Services	2,500.00			Sale for Cash (1972)	
EDUCATION (excluding schools)				Cancelled, Abated or Adjusted (1972)	
Libraries				Balance December 31, 1972	
Other Educational Services				CURRENT FINANCES DECEMBER 31, 1972	
STATUTORY EXPENDITURES				ASSETS	
Pensions & F. I. C. A.	18,100.00			Cash Dec. 31, 1972	2,323,324.69
Employee Fringe Benefits	8,800.00			Taxes Receivable	137,409.92
Other Statutory Expenditures				Tax Title Liens	5,593.88
MUNICIPAL FUNCTIONS TOTAL	705,520.00			Foreclosed Property	
CAPITAL IMPROVEMENTS *MEMO*	168,500.00			Emergencies & Other Deferred Charges	7,000.00
DEBT SERVICE				State Aid Receivable	92,980.13
Principal Payments				Other Receivables	158.85
Interest Payments				Total	2,570,867.47
DEFERRED CHARGES	7,000.00			LIABILITIES, RESERVES, AND SURPLUS	
SCHOOL, COUNTY, SPECIAL DISTRICT TAXES	3,140,558.37			Cash Liabilities	1,763,985.41
RESERVE FOR UNCOLLECTED TAXES	165,496.63			Reserves for Receivables	147,562.65
EMERGENCY EMPLOYMENT ACT OF 1971				Surplus Dec. 31,	659,319.41
EXPENDITURES TOTAL	4,018,975.00			Total	2,570,867.47

1022

Population 1970 **7,688**
 Population 1972 **8,000**
 S & P Rating
 Moody Rating

General Tax Rate Per \$100. **5.32**
 State Equalized Tax Rate **3.08**

READINGTON TOWNSHIP — HUNTERDON CO.

Form of Government:

Township Committee

Number of Members on Governing Body 5

PER CAPITA:

Gross Debt **386.67**
 Net Debt
 Debt Service
 Total Tax Levy **398.57**
 Municipal Expenditures **110.25**

PER CENT:

Gross Debt **3.48**
 Net Debt
 Tax Levy Collected **53.18**
 Tax Levy Cancelled, Abated or Adjusted **.21**

EXPENDITURES		REVENUES-REALIZED		1972 PROPERTY TAX	
GENERAL GOVERNMENT				STATE EQUALIZED TAX RATE 1.42	
Governing Body & Public Boards		1972 Property Taxes Collected 2,585,320.51		Local District School Taxes 1.42	1,456,789.50
Municipal Clerk		1972 Payments in Lieu of Taxes		Regional & Consolidated School Tax .98	1,004,135.00
Financial Administration	10,500.00	Delinquent Tax & Lien Collections 238,300.79		School Taxes in Municipal Budget	
Assessment of Taxes	8,900.00	Business Personalty Replacement Taxes 39,430.40		County Taxes .42	434,547.22
Collection of Taxes	12,540.00	Taxes from Public Utilities 165,352.49		County Library Taxes .02	21,158.55
Planning, Housing & Development	15,539.60	Other Miscellaneous Tax Revenues		Local Municipal Purpose Taxes .20	205,189.05
Human Resources		State Aid Revenues 10,238.00		Veteran & Senior Citizen Taxes .04	41,520.00
Elections	3,400.00	Federal Aid Revenues		Total Taxes for Rate Computation 3.08	3,167,739.32
General Administration (other)	87,250.00	State and Local Fiscal Assistance Act Utilized		Special District Taxes	1,000.00
JUDICIARY		Sale of Acquired Property		Bank Stock Taxes	2,858.44
Municipal Courts	13,300.00	Other Miscellaneous Revenues 57,396.87		Added and Omitted Taxes	58,512.17
PUBLIC SAFETY		Other Revenues, Revenue Sharing Tax Effort 68,585.73		Total Taxes Levied - ABSTRACT	3,168,589.93
Fire Protection	9,000.00	Total 3,564,624.79		Total Taxes Billed	3,203,895.08
Police Protection	87,850.00	Prior Years Surplus Appropriated 200,000.00		1972 TAXES COLLECTED	2,585,320.51
Civil Defense & Disaster Control	200.00	REVENUES TOTAL 3,764,624.79		1972 Taxes Cancelled, Abated or Adjusted	6,876.23
Environmental Inspection & Control	4,180.00	CAPITAL OUTLAY TOTAL 52,139.19		Transfer to Tax Title Liens or Foreclosed	2,409.30
Other Public Safety				Balance Outstanding Dec. 31, 1972	209,289.04
PUBLIC WORKS				PRIOR YEARS TAXES OUTSTANDING	
Streets and Drainage	212,765.40	Public Enterprises		Balance January 1, 1972	245,100.63
Sewers and Sewage Processing		Recreation—Culture		Collected in 1972	205,013.16
Garbage and Trash Disposal	18,300.00	Public Works		Cancelled, Abated or Adjusted 1972	5,602.31
Public Buildings and Grounds	12,000.00	Buildings and Grounds		Transfers to Tax Title Liens or Foreclosed	25,263.30
Other Public Works		Library and Education		Balance December 31, 1972	5,221.86
HEALTH and WELFARE		Conservation		TAX TITLE LIENS OUTSTANDING	
Health Services Except Environmental	2,600.00	All Other		Balance January 1, 1972	10,058.88
Welfare-Public Assistance	5,060.00	CAPITAL DEBT AUTHORIZED, DECEMBER 31, 1972		Transfers From Taxes	35,424.87
Hospitals, Clinics, First Aid		ISSUED AND UNISSUED GROSS DEBT NET DEBT		Redeemed in 1972	33,287.63
Animal, Insect, & Rodent Control		School 3,093,328		Cancelled, Abated or Adjusted (1972)	
Other Welfare Services		Self-liquidating		Transfers to Foreclosed Property	
RECREATION and CONSERVATION		Other		Balance December 31, 1972	12,196.12
Beaches and Boardwalks		Total 3,093,328		PROPERTY ACQUIRED BY DEED OR FORECLOSURE	
Parks, Playgrounds, Shade Trees	4,100.00	ISSUED AND OUTSTANDING		Balance January 1, 1972	700.00
Land Reclamation & Conservation	5,241.20	School		Transfers From Taxes or Liens	
Other Recreational Services		Self-Liquidating		Sale for Cash (1972)	
EDUCATION (excluding schools)		Other		Cancelled, Abated or Adjusted (1972)	
Libraries		Total 3,093,328.64		Balance December 31, 1972	700.00
Other Educational Services		EQUALIZED VALUATION BASIS		CURRENT FINANCES DECEMBER 31, 1972	
STATUTORY EXPENDITURES		FOR NET DEBT COMPUTATION 88,865,656.00		ASSETS	
Pensions & F. I. C. A.	20,800.00	REAL PROPERTY VALUATIONS		Cash Dec. 31, 1972	1,045,560.64
Employee Fringe Benefits	15,000.00	Code Class # of Parcels % VAL'N		Taxes Receivable	214,510.90
Other Statutory Expenditures		ASSESSED VALUATION		Tax Title Liens	12,196.12
MUNICIPAL FUNCTIONS TOTAL 549,326.20		1 Vacant Land 419 4.56 2,663,050.00		Foreclosed Property	700.00
CAPITAL IMPROVEMENTS *MEMO* 55,580.40		2 Residential 1815 62.18 36,313,114.00		Emergencies & Other Deferred Charges	17,100.00
DEBT SERVICE		3 Farm 481 17.27 10,083,379.00		State Aid Receivable	58,524.41
Principal Payments		4a Commercial 144 12.75 7,442,573.00		Other Receivables	7,293.58
Interest Payments		4b Industrial 8 3.24 1,893,700.00		Total	1,355,885.65
DEFERRED CHARGES	46,725.00	4c Apartments		LIABILITIES, RESERVES, AND SURPLUS	
SCHOOL, COUNTY, SPECIAL DISTRICT TAXES	2,918,030.27	2867 Total 58,396,216.00		Cash Liabilities	714,336.08
RESERVE FOR UNCOLLECTED TAXES	285,984.76	Land Area 47.65 Sq. Miles		Reserves for Receivables	234,700.60
EMERGENCY EMPLOYMENT ACT OF 1971		Net Valuation Taxable-Municipal 59,581,053.00		Surplus Dec. 31,	406,848.97
EXPENDITURES TOTAL 3,800,066.23		Net Valuation Taxable-County 92,609,084.00		Total	1,355,885.65
		State Equalization Ratio 58.08			

1340

Population 1970 12,847
 Population 1972 12,870
 S & P Rating AA
 Moody Rating

General Tax Rate Per \$100. 4.53
 State Equalized Tax Rate 3.52

RED BANK BOROUGH — MONMOUTH CO.
Form of Government:
Borough Council
Number of Members on Governing Body 6

PER CAPITA: 849.58
 Gross Debt 220.48
 Net Debt 8.53
 Debt Service 362.68
 Total Tax Levy 195.52
 Municipal Expenditures

PER CENT: 10.38
 Gross Debt 2.65
 Net Debt 54.16
 Tax Levy Collected
 Tax Levy Cancelled, Abated or Adjusted .10

EXPENDITURES		REVENUES-REALIZED		1972 PROPERTY TAX	
GENERAL GOVERNMENT				STATE EQUALIZED TAX RATE	
Governing Body & Public Boards		1972 Property Taxes Collected	4,395,139.12	Local District School Taxes	1.34
Municipal Clerk		1972 Payments in Lieu of Taxes		Regional & Consolidated School Tax	1.04
Financial Administration	27,750.00	Delinquent Tax & Lien Collections	182,946.41	School Taxes in Municipal Budget	
Assessment of Taxes	17,150.00	Business Personalty Replacement Taxes	224,117.32	County Taxes	.63
Collection of Taxes	25,200.00	Taxes from Public Utilities	314,448.50	County Library Taxes	
Planning, Housing & Development	5,700.00	Other Miscellaneous Tax Revenues	16,987.67	Local Municipal Purpose Taxes	.86
Human Resources	29,400.00	State Aid Revenues	65,169.44	Veteran & Senior Citizen Taxes	.05
Elections	4,500.00	Federal Aid Revenues	128,548.30	Total Taxes for Rate Computation	3.92
General Administration (other)	139,425.00	State and Local Fiscal Assistance Act Utilized		Special District Taxes	
JUDICIARY		Sale of Acquired Property		Bank Stock Taxes	28,513.55
Municipal Courts	20,150.00	Other Miscellaneous Revenues	126,767.59	Added and Omitted Taxes	21,230.00
PUBLIC SAFETY		Other Revenues, Revenue Sharing Tax Effort	78,235.70	Total Taxes Levied - ABSTRACT	4,667,674.82
Fire Protection	50,200.00	Total	5,536,360.05	Total Taxes Billed	4,667,674.82
Police Protection	555,870.00	Prior Years Surplus Appropriated	600,000.00	1972 TAXES COLLECTED	4,355,139.12
Civil Defense & Disaster Control	3,500.00	REVENUES TOTAL	6,136,360.05	1972 Taxes Cancelled, Abated or Adjusted	4,574.48
Environmental Inspection & Control	29,550.00			Transfer to Tax Title Liens or Foreclosed	22,440.00
Other Public Safety		CAPITAL OUTLAY TOTAL	266,524.93	Balance Outstanding Dec. 31, 1972	245,521.22
PUBLIC WORKS				PRIOR YEARS TAXES OUTSTANDING	
Streets and Drainage	221,700.00	Public Enterprises	117,505.25	Balance January 1, 1972	205,319.04
Sewers and Sewage Processing		Recreation—Culture	1,245.22	Collected in 1972	170,889.41
Garbage and Trash Disposal	164,200.00	Public Works	37,269.03	Cancelled, Abated or Adjusted 1972	
Public Buildings and Grounds	42,000.00	Buildings and Grounds	110,505.43	Transfers to Tax Title Liens or Foreclosed	6,864.82
Other Public Works		Library and Education		Balance December 31, 1972	31,564.81
HEALTH and WELFARE		Conservation		TAX TITLE LIENS OUTSTANDING	
Health Services Except Environmental	54,125.00	All Other		Balance January 1, 1972	54,715.11
Welfare-Public Assistance	17,335.00			Transfers From Taxes	30,118.58
Hospitals, Clinics, First Aid	4,500.00	CAPITAL DEBT AUTHORIZED, DECEMBER 31, 1972		Redeemed in 1972	12,057.00
Animal, Insect, & Rodent Control		ISSUED AND UNISSUED		Cancelled, Abated or Adjusted (1972)	
Other Welfare Services		SCHOOL	8,096,577	Transfers to Foreclosed Property	
RECREATION and CONSERVATION		Self-Liquidating	1,278,250	Balance December 31, 1972	72,780.69
Beaches and Boardwalks		Other	1,559,300	PROPERTY ACQUIRED BY DEED OR FORECLOSURE	
Parks, Playgrounds, Shade Trees	87,750.00	Total	10,534,127	Balance January 1, 1972	20,300.00
Land Reclamation & Conservation		ISSUED AND OUTSTANDING		Transfers From Taxes or Liens	
Other Recreational Services	4,625.00	SCHOOL	3,552,029.00	Sale for Cash (1972)	
EDUCATION (excluding schools)		Self-Liquidating	1,185,000.00	Cancelled, Abated or Adjusted (1972)	
Libraries	111,050.00	Other	629,000.00	Balance December 31, 1972	20,300.00
Other Educational Services		Total	5,370,029.00	CURRENT FINANCES DECEMBER 31, 1972	
STATUTORY EXPENDITURES		EQUALIZED VALUATION BASIS		ASSETS	
Pensions & F. I. C. A.	141,000.00	FOR NET DEBT COMPUTATION	105,370,106.00	Cash Dec. 31, 1972	1,180,077.46
Employee Fringe Benefits	44,450.00	REAL PROPERTY VALUATIONS		Taxes Receivable	277,086.03
Other Statutory Expenditures		Code Class # of Parcels % VAL'N		Tax Title Liens	72,780.69
MUNICIPAL FUNCTIONS		1 Vacant Land 202 1.37	1,240,200.00	Foreclosed Property	20,300.00
CAPITAL IMPROVEMENTS		2 Residential 2527 48.09	43,460,650.00	Emergencies & Other Deferred Charges	21,000.00
DEBT SERVICE		3 Farm		State Aid Receivable	29,018.72
Principal Payments	81,800.00	4a Commercial 444 30.58	27,641,600.00	Other Receivables	3,519.67
Interest Payments	28,000.00	4b Industrial 24 1.59	1,434,700.00	Total	1,603,782.57
		4c Apartments 29 18.37	16,600,800.00	LIABILITIES, RESERVES, AND SURPLUS	
		3226 Total	90,377,550.00	Cash Liabilities	271,608.57
DEFERRED CHARGES		Land Area 1.75 Sq. Miles		Reserves for Receivables	273,686.39
SCHOOL, COUNTY, SPECIAL DISTRICT TAXES	2,400.00			Surplus Dec. 31,	858,487.21
RESERVE FOR UNCOLLECTED TAXES	3,558,052.66	Net Valuation Taxable-Municipal	94,787,323.00	Total	1,603,782.57
EMERGENCY EMPLOYMENT ACT OF 1971	477,445.15	Net Valuation Taxable-County	112,943,713.00		
EXPENDITURES		State Equalization Ratio	79.60		
TOTAL	6,115,604.65				

0249

Population 1970 11,308
 Population 1972 11,355
 S & P Rating
 Moody Rating

General Tax Rate Per \$100. 1.35
 State Equalized Tax Rate 1.10

RIDGEFIELD BOROUGH — BERGEN COUNTY

Form of Government:
 Borough Council
 Number of Members on Governing Body 6

PER CAPITA:
 Gross Debt 120.92
 Net Debt
 Debt Service .88
 Total Tax Levy 169.40
 Municipal Expenditures 274.10
 PER CENT:
 Gross Debt .84
 Net Debt
 Tax Levy Collected 97.12
 Tax Levy Cancelled, Abated or Adjusted .08

EXPENDITURES		REVENUES-REALIZED		1972 PROPERTY TAX	
GENERAL GOVERNMENT				STATE EQUALIZED TAX RATE	
Governing Body & Public Boards		1972 Property Taxes Collected	1,865,916.89	Local District School Taxes .68	1,211,140.06
Municipal Clerk		1972 Payments in Lieu of Taxes		Regional & Consolidated School Tax	
Financial Administration	7,500.00	Delinquent Tax & Lien Collections	32,471.16	School Taxes in Municipal Budget	
Assessment of Taxes	30,350.00	Business Personalty Replacement Taxes	169,757.31	County Taxes .39	668,274.20
Collection of Taxes	4,000.00	Taxes from Public Utilities	3,055,786.90	County Library Taxes	
Planning, Housing & Development		Other Miscellaneous Tax Revenues		Local Municipal Purpose Taxes	
Human Resources		State Aid Revenues	56,397.37	Veteran & Senior Citizen Taxes .03	61,260.00
Elections		Federal Aid Revenues	30,945.58	Total Taxes for Rate Computation 1.10	1,960,674.26
General Administration (other)	155,600.00	State and Local Fiscal Assistance Act Utilized		Special District Taxes	
JUDICIARY		Sale of Acquired Property		Bank Stock Taxes	10,123.82
Municipal Courts		Other Miscellaneous Revenues	76,526.94	Added and Omitted Taxes	14,009.64
PUBLIC SAFETY		Other Revenues, Revenue Sharing Tax Effort	40,168.57	Total Taxes Levied - ABSTRACT	1,523,547.72
Fire Protection	61,000.00	Total	5,327,970.72	Total Taxes Billed	1,521,286.82
Police Protection	466,000.00	Prior Years Surplus Appropriated	370,000.00	1972 TAXES COLLECTED	1,665,916.89
Civil Defense & Disaster Control	8,075.00	REVENUES TOTAL	5,697,970.72	1972 Taxes Cancelled, Abated or Adjusted	1,450.53
Environmental Inspection & Control		CAPITAL OUTLAY TOTAL	151,935.02	Transfer to Tax Title Liens or Foreclosed	901.80
Other Public Safety				Balance Outstanding Dec. 31, 1972	52,577.60
PUBLIC WORKS				PRIOR YEARS TAXES OUTSTANDING	
Streets and Drainage	348,800.00	Public Enterprises	3,870.16	Balance January 1, 1972	32,565.35
Sewers and Sewage Processing		Recreation—Culture	27,110.50	Collected in 1972	32,471.16
Garbage and Trash Disposal	232,500.00	Public Works	120,954.36	Cancelled, Abated or Adjusted 1972	
Public Buildings and Grounds	59,075.00	Buildings and Grounds		Transfers to Tax Title Liens or Foreclosed	
Other Public Works	61,000.00	Library and Education		Balance December 31, 1972	54.19
HEALTH and WELFARE		Conservation		TAX TITLE LIENS OUTSTANDING	
Health Services Except Environmental	35,440.00	All Other		Balance January 1, 1972	5,227.37
Welfare-Public Assistance	9,800.00	CAPITAL DEBT AUTHORIZED, DECEMBER 31, 1972		Transfers From Taxes	501.80
Hospitals, Clinics, First Aid		ISSUED AND UNISSUED GROSS DEBT NET DEBT		Redeemed in 1972	
Animal, Insect, & Rodent Control		School 925,000		Cancelled, Abated or Adjusted (1972)	
Other Welfare Services		Self-liquidating 448,000		Transfers to Foreclosed Property	
RECREATION and CONSERVATION		Other		Balance December 31, 1972	6,129.17
Beaches and Boardwalks		Total 1,373,000		PROPERTY ACQUIRED BY DEED OR	
Parks, Playgrounds, Shade Trees		ISSUED AND OUTSTANDING		FORECLOSURE	
Land Reclamation & Conservation	89,500.00	School	525,000.00	Balance January 1, 1972	45,105.00
Other Recreational Services		Self-Liquidating	448,000.00	Transfers From Taxes or Liens	
EDUCATION (excluding schools)		Other		Sale for Cash (1972)	
Libraries	70,000.00	Total	1,373,000.00	Cancelled, Abated or Adjusted (1972)	
Other Educational Services	1,169,042.75	EQUALIZED VALUATION BASIS		Balance December 31, 1972	45,105.00
STATUTORY EXPENDITURES		FOR NET DEBT COMPUTATION	163,279,480.67	CURRENT FINANCES DECEMBER 31, 1972	
Pensions & F. I. C. A.	122,900.50	REAL PROPERTY VALUATIONS		ASSETS	
Employee Fringe Benefits		Code Class # of Parcels % VAL'N		Cash Dec. 31, 1972	1,406,266.57
Other Statutory Expenditures		1 Vacant Land 206 3.63	5,235,800.00	Taxes Receivable	53,071.79
MUNICIPAL FUNCTIONS TOTAL	2,970,583.25	2 Residential 2296 52.79	76,185,800.00	Tax Title Liens	6,129.17
CAPITAL IMPROVEMENTS *MEMO*	75,800.00	3 Farm		Foreclosed Property	45,105.00
DEBT SERVICE		4a Commercial 131 7.72	11,145,700.00	Emergencies & Other Deferred Charges	9,300.50
Principal Payments		4b Industrial 89 30.10	43,429,600.00	State Aid Receivable	14,877.45
Interest Payments	10,000.00	4c Apartments 17 5.76	8,310,700.00	Other Receivables	3,677.79
DEFERRED CHARGES	37,347.13	2739 Total	144,307,600.00	Total	1,538,428.27
SCHOOL, COUNTY, SPECIAL DISTRICT TAXES	1,899,414.26	Land Area 2.60 Sq. Miles		LIABILITIES, RESERVES, AND SURPLUS	
RESERVE FOR UNCOLLECTED TAXES	61,461.96	Net Valuation Taxable-Municipal	145,060,171.00	Cash Liabilities	445,623.47
EMERGENCY EMPLOYMENT ACT OF 1971	33,000.00	Net Valuation Taxable-County	179,623,995.00	Reserves for Receivables	107,983.75
EXPENDITURES TOTAL	5,011,806.60	State Equalization Ratio	81.81	Surplus Dec. 31,	984,821.05
				Total	1,538,428.27

0250

Population 1970 13,990
 Population 1972 14,060
 S & P Rating
 Moody Rating

General Tax Rate Per \$100. 3.54
 State Equalized Tax Rate 3.32

RIDGEFIELD PARK TOWNSHIP — BERGEN CO.
 Form of Government:
 Commission (1911)
 Number of Members on Governing Body 5

PER CAPITA: 211.45
 Gross Debt 8.75
 Net Debt 3.00
 Debt Service 282.62
 Total Tax Levy 127.33
 Municipal Expenditures

PER CENT: 2.68
 Gross Debt .11
 Net Debt 97.02
 Tax Levy Collected
 Tax Levy Cancelled, Abated or Adjusted .14

EXPENDITURES		REVENUES-REALIZED		1972 PROPERTY TAX	
GENERAL GOVERNMENT				STATE EQUALIZED TAX RATE → 2.09	
Governing Body & Public Boards	5,800.00	1972 Property Taxes Collected	3,864,851.30	Local District School Taxes	2,534,511.00
Municipal Clerk	22,726.00	1972 Payments in Lieu of Taxes		Regional & Consolidated School Tax	
Financial Administration	6,000.00	Delinquent Tax & Lien Collections	136,323.20	School Taxes in Municipal Budget	
Assessment of Taxes	20,510.00	Business Personality Replacement Taxes	161,583.30	County Taxes	36 440,393.35
Collection of Taxes	33,653.00	Taxes from Public Utilities	196,708.49	County Library Taxes	
Planning, Housing & Development	5,690.00	Other Miscellaneous Tax Revenues		Local Municipal Purpose Taxes	.81 577,067.92
Human Resources		State Aid Revenues	104,432.17	Veteran & Senior Citizen Taxes	.06 65,590.00
Elections	5,870.00	Federal Aid Revenues		Total Taxes for Rate Computation	3.32 4,021,562.27
General Administration (other)	122,750.00	State and Local Fiscal Assistance Act Utilized		Special District Taxes	
JUDICIARY		Sale of Acquired Property		Bank Stock Taxes	6,716.07
Municipal Courts		Other Miscellaneous Revenues	96,000.54	Added and Omitted Taxes	14,977.68
PUBLIC SAFETY		Other Revenues, Revenue Sharing Tax Effort	26,777.68	Total Taxes Levied - ABSTRACT	3,973,666.02
Fire Protection	56,150.00	Total	4,586,676.68	Total Taxes Billed	3,864,851.30
Police Protection	358,414.00	Prior Years Surplus Appropriated	310,000.00	1972 TAXES COLLECTED	3,864,851.30
Civil Defense & Disaster Control	5,200.00	REVENUES TOTAL	4,896,676.68	1972 Taxes Cancelled, Abated or Adjusted	5,583.68
Environmental Inspection & Control	9,290.00	CAPITAL OUTLAY TOTAL	155,320.45	Transfer to Tax Title Liens or Foreclosed	2,848.62
Other Public Safety				Balance Outstanding Dec. 31, 1972	110,465.75
PUBLIC WORKS				PRIOR YEARS TAXES OUTSTANDING	
Streets and Drainage	171,742.45	Public Enterprises		Balance January 1, 1972	230,831.82
Sewers and Sewage Processing	13,725.00	Recreation—Culture		Collected in 1972	124,723.93
Garbage and Trash Disposal	79,100.00	Public Works		Cancelled, Abated or Adjusted 1972	30,784.53
Public Buildings and Grounds	126,525.00	Buildings and Grounds	155,320.45	Transfers to Tax Title Liens or Foreclosed	1,367.38
Other Public Works		Library and Education		Balance December 31, 1972	63,555.98
HEALTH and WELFARE		Conservation		TAX TITLE LIENS OUTSTANDING	
Health Services Except Environmental	74,639.42	All Other		Balance January 1, 1972	6,413.55
Welfare-Public Assistance	5,500.00	CAPITAL DEBT AUTHORIZED, DECEMBER 31, 1972		Transfers From Taxes	4,389.67
Hospitals, Clinics, First Aid		ISSUED AND UNISSUED GROSS DEBT		Redeemed in 1972	1,679.27
Animal, Insect, & Rodent Control	1,000.00	School 2,850,000		Cancelled, Abated or Adjusted (1972)	
Other Welfare Services		Self-liquidating 123,000	123,000	Transfers to Foreclosed Property	
RECREATION and CONSERVATION		Other 123,000	123,000	Balance December 31, 1972	5,123.95
Beaches and Boardwalks		Total 2,973,000		PROPERTY ACQUIRED BY DEED OR FORECLOSURE	
Parks, Playgrounds, Shade Trees	74,330.00	ISSUED AND OUTSTANDING		Balance January 1, 1972	71,340.00
Land Reclamation & Conservation		School 2,850,000.00		Transfers From Taxes or Liens	
Other Recreational Services	4,350.00	Self-liquidating 113,000.00		Sale for Cash (1972)	
EDUCATION (excluding schools)		Other 2,563,000.00		Cancelled, Abated or Adjusted (1972)	
Libraries	47,350.00	Total	2,563,000.00	Balance December 31, 1972	71,340.00
Other Educational Services		EQUALIZED VALUATION BASIS		CURRENT FINANCES DECEMBER 31, 1972	
STATUTORY EXPENDITURES		FOR NET DEBT COMPUTATION	110,749,435.00	ASSETS	
Pensions & F. I. C. A.	106,000.00	REAL PROPERTY VALUATIONS		Cash Dec. 31, 1972	510,831.66
Employee Fringe Benefits	35,000.00	Code Class # of Parcels % VAL'N ASSESSED VALUATION		Taxes Receivable	174,421.73
Other Statutory Expenditures		1 Vacant Land 169 2.95 3,003,750.00		Tax Title Liens	5,123.99
MUNICIPAL FUNCTIONS		2 Residential 2634 66.23 67,362,000.00		Foreclosed Property	71,340.00
CAPITAL IMPROVEMENTS	1,471,714.51	3 Farm 10.90 11,084,100.00		Emergencies & Other Deferred Charges	18,000.00
DEBT SERVICE	235,000.00	4a Commercial 17 7.19 7,317,300.00		State Aid Receivable	28,527.87
Principal Payments	35,000.00	4b Industrial 40 12.73 12,948,800.00		Other Receivables	
Interest Payments	7,215.00	4c Apartments 3039 Total 101,715,950.00		Total	1,212,645.25
DEFERRED CHARGES		Land Area 2.00 Sq. Miles		LIABILITIES, RESERVES, AND SURPLUS	
SCHOOL, COUNTY, SPECIAL DISTRICT TAXES	2,974,904.35	Net Valuation Taxable-Municipal	102,253,498.00	Cash Liabilities	276,453.02
RESERVE FOR UNCOLLECTED TAXES	276,210.65	Net Valuation Taxable-County	116,565,222.00	Reserves for Receivables	254,885.72
EMERGENCY EMPLOYMENT ACT OF 1971		State Equalization Ratio	84.49	Surplus Dec. 31,	681,206.51
EXPENDITURES TOTAL	4,765,144.91			Total	1,212,645.25

0251

Population 1970 27,547
 Population 1972 27,640
 S & P Rating AA
 Moody Rating AA

General Tax Rate Per \$100. 4.34
 State Equalized Tax Rate 3.93

RIDGEWOOD TOWNSHIP — BERGEN COUNTY

Form of Government:

Council-Manager Plan B (OMCL50)

Number of Members on Governing Body 5

PER CAPITA:
 Gross Debt 552.11
 Net Debt 283.44
 Debt Service 14.29
 Total Tax Levy 544.86
 Municipal Expenditures 204.25

PER CENT:
 Gross Debt 4.30
 Net Debt 2.21
 Tax Levy Collected 96.76
 Tax Levy Cancelled, Abated or Adjusted .20

EXPENDITURES		REVENUES-REALIZED		1972 PROPERTY TAX STATE EQUALIZED TAX RATE	
GENERAL GOVERNMENT					
Governing Body & Public Boards	15,775.00	1972 Property Taxes Collected	14,580,665.58	Local District School Taxes 2.64	10,158,847.00
Municipal Clerk	16,798.00	1972 Payments in Lieu of Taxes		Regional & Consolidated School Tax	
Financial Administration	60,629.00	Delinquent Tax & Lien Collections	308,419.00	School Taxes in Municipal Budget	
Assessment of Taxes	35,375.00	Business Personalty Replacement Taxes	157,004.87	County Taxes .36	1,286,868.51
Collection of Taxes	26,652.00	Taxes from Public Utilities	474,523.93	County Library Taxes	
Planning, Housing & Development	35,815.00	Other Miscellaneous Tax Revenues		Local Municipal Purpose Taxes .90	3,445,767.52
Human Resources	56,188.00	State Aid Revenues	136,233.63	Veteran & Senior Citizen Taxes .04	152,700.00
Elections	14,510.00	Federal Aid Revenues	80,965.98	Total Taxes for Rate Computation 3.94	15,144,183.03
General Administration (other)	262,721.00	State and Local Fiscal Assistance Act Utilized		Special District Taxes	
JUDICIARY		Sale of Acquired Property		Bank Stock Taxes	31,780.97
Municipal Courts	80,800.00	Other Miscellaneous Revenues	475,941.86	Added and Omitted Taxes	36,694.61
PUBLIC SAFETY		Other Revenues, Revenue Sharing Tax Effort	97,406.60	Total Taxes Levied - ABSTRACT	15,059,958.61
Fire Protection	605,842.00	Total	16,311,161.45	Total Taxes Billed	15,065,356.40
Police Protection	725,343.00	Prior Years Surplus Appropriated	383,029.23	1972 TAXES COLLECTED	14,580,665.58
Civil Defense & Disaster Control	11,585.00	REVENUES TOTAL	16,694,190.68	1972 Taxes Cancelled, Abated or Adjusted	30,606.85
Environmental Inspection & Control	213,672.00			Transfer to Tax Title Liens or Foreclosed	4,995.92
Other Public Safety		CAPITAL OUTLAY TOTAL	327,707.94	Balance Outstanding Dec. 31, 1972	453,088.05
PUBLIC WORKS				PRIOR YEARS TAXES OUTSTANDING	
Streets and Drainage	423,540.00	Public Enterprises		Balance January 1, 1972	232,718.84
Sewers and Sewage Processing	56,841.00	Recreation—Culture		Collected in 1972	203,741.08
Garbage and Trash Disposal	320,540.00	Public Works	282,307.19	Cancelled, Abated or Adjusted 1972	
Public Buildings and Grounds	246,703.00	Buildings and Grounds	45,400.75	Transfers to Tax Title Liens or Foreclosed	3,237.81
Other Public Works		Library and Education		Balance December 31, 1972	25,639.95
HEALTH and WELFARE		Conservation		TAX TITLE LIENS OUTSTANDING	
Health Services Except Environmental	114,756.00	All Other		Balance January 1, 1972	15,053.07
Welfare-Public Assistance	9,055.00			Transfers From Taxes	8,716.41
Hospitals, Clinics, First Aid		CAPITAL DEBT AUTHORIZED, DECEMBER 31, 1972		Redeemed in 1972	4,677.92
Animal, Insect, & Radent Control		ISSUED AND UNISSUED GROSS DEBT NET DEBT		Cancelled, Abated or Adjusted (1972)	
Other Welfare Services		School 7,426,000		Transfers to Foreclosed Property	
RECREATION and CONSERVATION		Self-liquidating 3,762,602	3,762,602	Balance December 31, 1972	19,091.56
Beaches and Boardwalks		Other 4,071,755	4,071,755	PROPERTY ACQUIRED BY DEED OR FORECLOSURE	
Parks, Playgrounds, Shade Trees	242,537.00	Total 15,260,357	7,834,357	Balance January 1, 1972	8,500.00
Land Reclamation & Conservation				Transfers From Taxes or Liens	
Other Recreational Services	116,667.78	ISSUED AND OUTSTANDING		Sale for Cash (1972)	
EDUCATION (excluding schools)		School 6,548,000.00		Cancelled, Abated or Adjusted (1972)	
Libraries		Self-Liquidating 2,443,764.00		Balance December 31, 1972	8,500.00
Other Educational Services	252,800.00	Other 537,000.00		CURRENT FINANCES DECEMBER 31, 1972	
STATUTORY EXPENDITURES		Total 9,528,764.00		ASSETS	
Pensions & F. I. C. A.	274,742.00	EQUALIZED VALUATION BASIS FOR NET DEBT COMPUTATION	354,569,028.33	Cash Dec. 31, 1972	4,518,409.67
Employee Fringe Benefits	54,780.00	REAL PROPERTY VALUATIONS		Taxes Receivable	478,728.00
Other Statutory Expenditures		Code Class # of Parcels % VAL'N		Tax Title Liens	19,091.56
MUNICIPAL FUNCTIONS		1 Vacant Land 400 1.66	5,698,700.00	Foreclosed Property	8,500.00
CAPITAL IMPROVEMENTS		2 Residential 7071 86.43	296,827,200.00	Emergencies & Other Deferred Charges	53,237.00
DEBT SERVICE		3 Farm 4 .05	199,900.00	State Aid Receivable	149,801.58
Principal Payments	264,118.00	4a Commercial 287 9.23	31,705,600.00	Other Receivables	18,863.45
Interest Payments	130,568.00	4b Industrial		Total	5,246,631.26
		4c Apartments 25 2.63	9,016,400.00	LIABILITIES, RESERVES, AND SURPLUS	
DEFERRED CHARGES		7787 Total	343,447,800.00	Cash Liabilities	4,232,412.83
SCHOOL, COUNTY, SPECIAL DISTRICT TAXES	208,378.29	Land Area 5.50 Sq. Miles		Reserves for Receivables	525,183.01
RESERVE FOR UNCOLLECTED TAXES	11,545,715.51			Surplus Dec. 31,	289,035.42
EMERGENCY EMPLOYMENT ACT OF 1971	524,504.69	Net Valuation Taxable-Municipal	348,966,059.00	Total	5,246,631.26
EXPENDITURES		Net Valuation Taxable-County	364,225,526.00		
TOTAL	17,191,060.83	State Equalization Ratio	90.74		

1611

Population 1970 10,393
 Population 1972 11,205
 S & P Rating
 Moody Rating

General Tax Rate Per \$100. 4.05
 State Equalized Tax Rate 3.39

RINGWOOD BOROUGH — PASSAIC COUNTY
 Form of Government:
 Borough Council
 Number of Members on Governing Body 6

PER CAPITA:
 Gross Debt 806.32
 Net Debt 66.36
 Debt Service 2.74
 Total Tax Levy 379.75
 Municipal Expenditures 137.80

PER CENT:
 Gross Debt 8.20
 Net Debt .67
 Tax Levy Collected 96.45
 Tax Levy Cancelled, Abated or Adjusted .05

EXPENDITURES		REVENUES-REALIZED		1972 PROPERTY TAX	
GENERAL GOVERNMENT				STATE EQUALIZED TAX RATE	
Governing Body & Public Boards		1972 Property Taxes Collected	4,101,497.47	Local District School Taxes 1.62	2,025,448.00
Municipal Clerk		1972 Payments in Lieu of Taxes		Regional & Consolidated School Tax .51	644,671.65
Financial Administration	8,000.00	Delinquent Tax & Lien Collections	149,763.91	School Taxes in Municipal Budget	
Assessment of Taxes	24,150.00	Business Personalty Replacement Taxes	5,387.89	County Taxes	766,412.61
Collection of Taxes	24,205.00	Taxes from Public Utilities	145,910.04	County Library Taxes	
Planning, Housing & Development	35,600.00	Other Miscellaneous Tax Revenues		Local Municipal Purpose Taxes .61	768,626.72
Human Resources	200.00	State Aid Revenues	58,794.20	Veteran & Senior Citizen Taxes .04	45,300.00
Elections	3,850.00	Federal Aid Revenues		Total Taxes for Rate Computation 3.39	4,250,458.58
General Administration (other)	181,215.00	State and Local Fiscal Assistance Act Utilized		Special District Taxes	
JUDICIARY		Sale of Acquired Property		Bank Stock Taxes	1,217.09
Municipal Courts	7,900.00	Other Miscellaneous Revenues	52,478.54	Added and Omitted Taxes	48,733.16
PUBLIC SAFETY		Other Revenues, Revenue Sharing Tax Effort	66,455.60	Total Taxes Levied - ABSTRACT	4,255,109.23
Fire Protection	34,100.00	Total	4,580,327.65	Total Taxes Billed	4,252,492.69
Police Protection	236,450.00	Prior Years Surplus Appropriated	381,000.00	1972 TAXES COLLECTED	4,101,497.47
Civil Defense & Disaster Control	20,575.00	REVENUES TOTAL	4,561,327.65	1972 Taxes Cancelled, Abated or Adjusted	2,003.85
Environmental Inspection & Control	25,400.00			Transfer to Tax Title Liens or Foreclosed	25,530.40
Other Public Safety				Balance Outstanding Dec. 31, 1972	123,460.57
PUBLIC WORKS		CAPITAL OUTLAY TOTAL	66,788.03	PRIOR YEARS TAXES OUTSTANDING	
Streets and Drainage	395,475.00	Public Enterprises		Balance January 1, 1972	133,916.52
Sewers and Sewage Processing	56,125.00	Recreation—Culture	4,489.46	Collected in 1972	126,635.11
Garbage and Trash Disposal		Public Works	62,298.57	Cancelled, Abated or Adjusted 1972	1,683.95
Public Buildings and Grounds	22,300.00	Buildings and Grounds		Transfers to Tax Title Liens or Foreclosed	5,374.42
Other Public Works		Library and Education		Balance December 31, 1972	223.44
HEALTH and WELFARE		Conservation		TAX TITLE LIENS OUTSTANDING	
Health Services Except Environmental	25,400.00	All Other		Balance January 1, 1972	61,822.34
Welfare-Public Assistance	3,400.00			Transfers From Taxes	30,504.82
Hospitals, Clinics, First Aid	1,500.00			Redeemed in 1972	23,128.80
Animal, Insect, & Rodent Control				Cancelled, Abated or Adjusted (1972)	
Other Welfare Services				Transfers to Foreclosed Property	
RECREATION and CONSERVATION				Balance December 31, 1972	69,598.36
Beaches and Boardwalks				PROPERTY ACQUIRED BY DEED OR FORECLOSURE	
Parks, Playgrounds, Shade Trees	18,500.00			Balance January 1, 1972	
Land Reclamation & Conservation	1,100.00			Transfers From Taxes or Liens	
Other Recreational Services	2,500.00			Sale for Cash (1972)	
EDUCATION (excluding schools)				Cancelled, Abated or Adjusted (1972)	
Libraries	14,900.00			Balance December 31, 1972	
Other Educational Services				CURRENT FINANCES DECEMBER 31, 1972	
STATUTORY EXPENDITURES				ASSETS	
Pensions & F. I. C. A.	64,000.00			Cash Dec. 31, 1972	415,708.82
Employee Fringe Benefits	24,900.00			Taxes Receivable	123,684.41
Other Statutory Expenditures				Tax Title Liens	69,598.36
MUNICIPAL FUNCTIONS				Foreclosed Property	
CAPITAL IMPROVEMENTS	1,272,145.00			Emergencies & Other Deferred Charges	127,040.00
DEBT SERVICE				State Aid Receivable	19,406.60
Principal Payments	16,500.00			Other Receivables	11,608.69
Interest Payments	14,240.00			Total	771,046.88
DEFERRED CHARGES	37,590.00			LIABILITIES, RESERVES, AND SURPLUS	
SCHOOL, COUNTY, SPECIAL DISTRICT TAXES	3,426,532.26			Cash Liabilities	258,131.61
RESERVE FOR UNCOLLECTED TAXES	203,622.00			Reserves for Receivables	204,891.46
EMERGENCY EMPLOYMENT ACT OF 1971				Surplus Dec. 31,	308,023.81
EXPENDITURES TOTAL	4,980,629.26			Total	771,046.88

0252

Population 1970 12,850
 Population 1972 12,850
 S & P Rating
 Moody Rating

General Tax Rate Per \$100. 5.34
 State Equalized Tax Rate 2.97

RIVER EDGE BOROUGH — BERGEN COUNTY

Form of Government:
 Borough Council
 Number of Members on Governing Body 6

PER CAPITA:
 Gross Debt 117.90
 Net Debt 16.78
 Debt Service 2.12
 Total Tax Levy 346.88
 Municipal Expenditures 136.90

PER CENT:
 Gross Debt 1.15
 Net Debt .16
 Tax Levy Collected 98.84
 Tax Levy Cancelled, Abated or Adjusted .32

EXPENDITURES		REVENUES-REALIZED		1972 PROPERTY TAX	
GENERAL GOVERNMENT		1972 Property Taxes Collected		STATE EQUALIZED TAX RATE	
Governing Body & Public Boards			4,408,287.14	Local District School Taxes	.70
Municipal Clerk		1972 Payments in Lieu of Taxes	29,221.16	Regional & Consolidated School Tax	1.16
Financial Administration	5,000.00	Delinquent Tax & Lien Collections	25,098.97	School Taxes in Municipal Budget	
Assessment of Taxes	17,750.00	Business Personalty Replacement Taxes	43,856.00	County Taxes	.33
Collection of Taxes	20,600.00	Taxes from Public Utilities	232,058.15	County Library Taxes	
Planning, Housing & Development	2,350.00	Other Miscellaneous Tax Revenues		Local Municipal Purpose Taxes	.74
Human Resources	3,570.85	State Aid Revenues	62,225.62	Veteran & Senior Citizen Taxes	.05
Elections		Federal Aid Revenues	35,721.00	Total Taxes for Rate Computation	2.98
General Administration (other)	154,170.00	State and Local Fiscal Assistance Act Utilized		Special District Taxes	
JUDICIARY		Sale of Acquired Property	6,500.00	Bank Stock Taxes	4,640.54
Municipal Courts	9,300.00	Other Miscellaneous Revenues	119,355.51	Added and Omitted Taxes	32,506.20
PUBLIC SAFETY		Other Revenues, Revenue Sharing Tax Effort	20,401.28	Total Taxes Levied - ABSTRACT	4,457,408.80
Fire Protection	74,732.00	Total	4,582,764.83	Total Taxes Billed	4,460,216.28
Police Protection	365,213.00	Prior Years Surplus Appropriated	200,000.00	1972 TAXES COLLECTED	4,408,287.14
Civil Defense & Disaster Control	3,060.00	REVENUES TOTAL	5,182,764.83	1972 Taxes Cancelled, Abated or Adjusted	14,135.96
Environmental Inspection & Control		CAPITAL OUTLAY TOTAL	1,200.00	Transfer to Tax Title Liens or Foreclosed	13.35
Other Public Safety				Balance Outstanding Dec. 31, 1972	37,775.83
PUBLIC WORKS				PRIOR YEARS TAXES OUTSTANDING	
Streets and Drainage	350,893.87	Public Enterprises		Balance January 1, 1972	25,098.87
Sewers and Sewage Processing	11,453.83	Recreation—Culture		Collected in 1972	25,098.87
Garbage and Trash Disposal	276,500.00	Public Works		Cancelled, Abated or Adjusted 1972	
Public Buildings and Grounds	30,478.67	Buildings and Grounds	1,200.00	Transfers to Tax Title Liens or Foreclosed	
Other Public Works		Library and Education		Balance December 31, 1972	
HEALTH and WELFARE		Conservation		TAX TITLE LIENS OUTSTANDING	
Health Services Except Environmental	29,705.00	All Other		Balance January 1, 1972	173.37
Welfare-Public Assistance	5,900.00	CAPITAL DEBT AUTHORIZED, DECEMBER 31, 1972		Transfers From Taxes	13.35
Hospitals, Clinics, First Aid		ISSUED AND UNISSUED		Redeemed in 1972	
Animal, Insect, & Rodent Control		School	1,299,374	Cancelled, Abated or Adjusted (1972)	
Other Welfare Services		Self-liquidating		Transfers to Foreclosed Property	
RECREATION and CONSERVATION		Other	215,650	Balance December 31, 1972	186.72
Beaches and Boardwalks		Total	1,515,024	PROPERTY ACQUIRED BY DEED OR FORECLOSURE	
Parks, Playgrounds, Shade Trees	19,400.00	ISSUED AND OUTSTANDING		Balance January 1, 1972	19,700.00
Land Reclamation & Conservation		School	1,299,374.68	Transfers From Taxes or Liens	
Other Recreational Services	34,500.00	Self-Liquidating		Sale for Cash (1972)	6,500.00
EDUCATION (excluding schools)		Other	212,000.00	Cancelled, Abated or Adjusted (1972)	
Libraries	86,630.00	Total	1,511,374.68	Balance December 31, 1972	13,200.00
Other Educational Services		EQUALIZED VALUATION BASIS		CURRENT FINANCES DECEMBER 31, 1972	
STATUTORY EXPENDITURES		FOR NET DEBT COMPUTATION	131,820,646.67	ASSETS	
Pensions & F. I. C. A.	65,229.47	REAL PROPERTY VALUATIONS		Cash Dec. 31, 1972	1,368,213.97
Employee Fringe Benefits	18,540.00	Code Class # of Parcels % VAL'N		Taxes Receivable	37,775.83
Other Statutory Expenditures		1 Vacant Land 150 .63	513,075.00	Tax Title Liens	186.72
MUNICIPAL FUNCTIONS		2 Residential 3053 79.11	64,820,580.00	Foreclosed Property	13,200.00
CAPITAL IMPROVEMENTS		3 Farm		Emergencies & Other Deferred Charges	19,082.00
DEBT SERVICE		4a Commercial 95 9.79	8,020,190.00	State Aid Receivable	8,360.27
Principal Payments	20,000.00	4b Industrial 6 .58	471,475.00	Other Receivables	4,091.72
Interest Payments	7,260.00	4c Apartments 19 9.90	8,111,057.00	Total	1,450,510.51
DEFERRED CHARGES		3323 Total	81,936,377.00	LIABILITIES, RESERVES, AND SURPLUS	
SCHOOL, COUNTY, SPECIAL DISTRICT TAXES	3,300,019.53	Land Area 1.90 Sq. Miles		Cash Liabilities	261,208.00
RESERVE FOR UNCOLLECTED TAXES	111,922.08	Net Valuation Taxable-Municipal	84,327,562.00	Reserves for Receivables	55,254.27
EMERGENCY EMPLOYMENT ACT OF 1971	35,035.75	Net Valuation Taxable-County	134,643,712.00	Surplus Dec. 31,	1,134,448.24
EXPENDITURES		State Equalization Ratio	55.76	Total	1,450,510.51
TOTAL	5,059,214.05				

0253

Population 1970 8,883
 Population 1972 8,965
 S & P Rating
 Moody Rating

General Tax Rate Per \$100. 5.90
 State Equalized Tax Rate 3.65

RIVER VALE TOWNSHIP — BERGEN COUNTY

Form of Government:

Township Committee

Number of Members on Governing Body 5

PER CAPITA:

Gross Debt 1,124.50
 Net Debt 828.56
 Debt Service 454.87
 Total Tax Levy 135.61
 Municipal Expenditures

PER CENT:

Gross Debt 10.00
 Net Debt 7.37
 Tax Levy Collected 94.55
 Tax Levy Cancelled, Abated or Adjusted 2.54

EXPENDITURES		REVENUES-REALIZED		1972 PROPERTY TAX	
GENERAL GOVERNMENT		1972 Property Taxes Collected		STATE EQUALIZED TAX RATE	
Governing Body & Public Boards			3,857,576.06	Local District School Taxes	1.81
Municipal Clerk				Regional & Consolidated School Tax	.91
Financial Administration	14,431.00	1972 Payments in Lieu of Taxes	18,786.13	School Taxes in Municipal Budget	
Assessment of Taxes	38,385.00	Delinquent Tax & Lien Collections	95,410.80	County Taxes	.35
Collection of Taxes	6,960.00	Business Personalty Replacement Taxes	24,203.10	County Library Taxes	
Planning, Housing & Development	4,785.00	Taxes from Public Utilities	164,347.43	Local Municipal Purpose Taxes	.58
Human Resources	600.00	Other Miscellaneous Tax Revenues		Veteran & Senior Citizen Taxes	.05
Elections	1,000.00	State Aid Revenues	54,878.38	Total Taxes for Rate Computation	3.70
General Administration (other)	147,232.00	Federal Aid Revenues	7,840.97	Special District Taxes	
JUDICIARY		State and Local Fiscal Assistance Act Utilized		Bank Stock Taxes	1,899.22
Municipal Courts	7,105.00	Sale of Acquired Property		Added and Omitted Taxes	18,658.93
PUBLIC SAFETY		Other Miscellaneous Revenues	113,409.83	Total Taxes Levied - ABSTRACT	4,077,923.27
Fire Protection	67,553.00	Other Revenues, Revenue Sharing Tax Effort	34,237.25	Total Taxes Billed	4,079,735.05
Police Protection	288,522.00	Total	4,370,689.95	1972 TAXES COLLECTED	3,857,576.06
Civil Defense & Disaster Control	100.00	Prior Years Surplus Appropriated	116,836.07	1972 Taxes Cancelled, Abated or Adjusted	103,447.12
Environmental Inspection & Control	7,700.00	REVENUES TOTAL	4,487,526.02	Transfer to Tax Title Liens or Foreclosed	5,572.70
Other Public Safety		CAPITAL OUTLAY TOTAL	1,798,603.56	Balance Outstanding Dec. 31, 1972	113,139.17
PUBLIC WORKS				PRIOR YEARS TAXES OUTSTANDING	
Streets and Drainage	136,910.00	Public Enterprises		Balance January 1, 1972	151,792.54
Sewers and Sewage Processing	15,500.00	Recreation—Culture		Collected in 1972	52,913.58
Garbage and Trash Disposal	8,500.00	Public Works	1,796,131.59	Cancelled, Abated or Adjusted 1972	658.66
Public Buildings and Grounds	35,770.00	Buildings and Grounds		Transfers to Tax Title Liens or Foreclosed	2,524.03
Other Public Works		Library and Education	2,471.97	Balance December 31, 1972	55,696.27
HEALTH and WELFARE		Conservation		TAX TITLE LIENS OUTSTANDING	
Health Services Except Environmental	21,269.00	All Other		Balance January 1, 1972	10,156.75
Welfare-Public Assistance	1,675.00	CAPITAL DEBT AUTHORIZED, DECEMBER 31, 1972		Transfers From Taxes	8,546.01
Hospitals, Clinics, First Aid	500.00	ISSUED AND UNISSUED		Redeemed in 1972	2,497.22
Animal, Insect, & Rodent Control		SCHOOL	2,653,173	Cancelled, Abated or Adjusted (1972)	
Other Welfare Services		Self-Liquidating		Transfers to Foreclosed Property	
RECREATION and CONSERVATION		Other	7,428,000	Balance December 31, 1972	16,205.54
Beaches and Boardwalks		Total	10,081,173	PROPERTY ACQUIRED BY DEED OR FORECLOSURE	
Parks, Playgrounds, Shade Trees	1,000.00	ISSUED AND OUTSTANDING		Balance January 1, 1972	8,871.00
Land Reclamation & Conservation		SCHOOL	2,509,131.90	Transfers From Taxes or Liens	
Other Recreational Services	25,500.00	Self-Liquidating		Sale for Cash (1972)	
EDUCATION (excluding schools)		Other	5,070,000.00	Cancelled, Abated or Adjusted (1972)	
Libraries	56,881.00	Total	7,579,131.90	Balance December 31, 1972	8,871.00
Other Educational Services		EQUALIZED VALUATION BASIS		CURRENT FINANCES DECEMBER 31, 1972	
STATUTORY EXPENDITURES		FOR NET DEBT COMPUTATION	100,843,071.33	ASSETS	
Pensions & F. I. C. A.	50,891.00	REAL PROPERTY VALUATIONS		Cash Dec. 31, 1972	418,252.34
Employee Fringe Benefits	13,500.00	Code Class # of Parcels % VAL'N		Taxes Receivable	168,835.44
Other Statutory Expenditures		1 Vacant Land 228 1.40	570,665.00	Tax Title Liens	16,205.54
MUNICIPAL FUNCTIONS TOTAL	556,669.00	2 Residential 2224 85.53	59,371,000.00	Foreclosed Property	8,871.00
CAPITAL IMPROVEMENTS *MEMO*	57,700.00	3 Farm 3 .02	14,600.00	Emergencies & Other Deferred Charges	70,397.98
DEBT SERVICE		4a Commercial 73 12.67	8,797,825.00	State Aid Receivable	20,309.93
Principal Payments		4b Industrial 1 .37	258,000.00	Other Receivables	1,745.23
Interest Payments		4c Apartments		Total	704,617.46
DEFERRED CHARGES	46,859.29	2529 Total	69,412,090.00	LIABILITIES, RESERVES, AND SURPLUS	
SCHOOL, COUNTY, SPECIAL DISTRICT TAXES	3,416,826.42	Land Area 4.20 Sq. Miles		Cash Liabilities	266,655.35
RESERVE FOR UNCOLLECTED TAXES	204,801.07	Net Valuation Taxable-Municipal	69,648,206.00	Reserves for Receivables	195,657.21
EMERGENCY EMPLOYMENT ACT OF 1971	7,412.00	Net Valuation Taxable-County	102,396,248.00	Surplus Dec. 31,	242,264.90
EXPENDITURES TOTAL	4,632,567.78	State Equalization Ratio	62.59	Total	704,617.46

1433

Population 1970 2,729
 Population 1972 2,800
 S & P Rating
 Moody Rating BAA-1

General Tax Rate Per \$100. 2.53
 State Equalized Tax Rate 2.61

RIVERDALE BOROUGH — MORRIS COUNTY

Form of Government:

Borough Council

Number of Members on Governing Body 6

PER CAPITA:

Gross Debt 353.00
 Net Debt 255.01
 Debt Service 6.57
 Total Tax Levy 264.34
 Municipal Expenditures 142.67

PER CENT:

Gross Debt 3.14
 Net Debt 2.27
 Tax Levy Collected 96.22
 Tax Levy Cancelled, Abated or Adjusted 1.23

EXPENDITURES		REVENUES-REALIZED		1972 PROPERTY TAX	
GENERAL GOVERNMENT				STATE EQUALIZED TAX RATE \rightarrow 1.81	
Governing Body & Public Boards		1972 Property Taxes Collected 583,797.99		Local District School Taxes	714,088.88
Municipal Clerk		1972 Payments in Lieu of Taxes		Regional & Consolidated School Tax	
Financial Administration	3,200.00	Delinquent Tax & Lien Collections 33,585.88		School Taxes in Municipal Budget	
Assessment of Taxes	3,100.00	Business Personalty Replacement Taxes 55,103.19		County Taxes	160,638.32
Collection of Taxes	6,425.00	Taxes from Public Utilities 72,739.14		County Library Taxes	11,868.22
Planning, Housing & Development	15,656.00	Other Miscellaneous Tax Revenues		Local Municipal Purpose Taxes	126,527.90
Human Resources		State Aid Revenues 33,964.44		Veteran & Senior Citizen Taxes	18,390.00
Elections		Federal Aid Revenues 5,165.00		Total Taxes for Rate Computation	1,031,513.32
General Administration (other)	25,092.26	State and Local Fiscal Assistance Act Utilized		Special District Taxes	
JUDICIARY		Sale of Acquired Property		Bank Stock Taxes	3,018.48
Municipal Courts	6,750.00	Other Miscellaneous Revenues 14,288.08		Added and Omitted Taxes	4,006.33
PUBLIC SAFETY		Other Revenues, Revenue Sharing Tax Effort 16,264.45		Total Taxes Levied - ABSTRACT	1,020,148.13
Fire Protection	8,620.00	Total 1,214,912.17		Total Taxes Billed	1,022,440.45
Police Protection	123,125.76	Prior Years Surplus Appropriated 42,500.00		1972 TAXES COLLECTED	983,797.99
Civil Defense & Disaster Control	465.00	REVENUES TOTAL 1,257,412.17		1972 Taxes Cancelled, Abated or Adjusted	12,551.02
Environmental Inspection & Control	2,630.00	CAPITAL OUTLAY TOTAL 35,259.88		Transfer to Tax Title Liens or Foreclosed	1,760.93
Other Public Safety				Balance Outstanding Dec. 31, 1972	24,330.55
PUBLIC WORKS				PRIOR YEARS TAXES OUTSTANDING	
Streets and Drainage	26,578.33	Public Enterprises		Balance January 1, 1972	37,053.40
Sewers and Sewage Processing	21,714.00	Recreation—Culture		Collected in 1972	32,589.88
Garbage and Trash Disposal	22,375.00	Public Works 28,470.84		Cancelled, Abated or Adjusted 1972	3,421.04
Public Buildings and Grounds	7,040.00	Buildings and Grounds 6,789.04		Transfers to Tax Title Liens or Foreclosed	
Other Public Works		Library and Education		Balance December 31, 1972	42.48
HEALTH and WELFARE		Conservation		TAX TITLE LIENS OUTSTANDING	
Health Services Except Environmental	8,545.50	All Other		Balance January 1, 1972	4,844.40
Welfare-Public Assistance	1.00	CAPITAL DEBT AUTHORIZED, DECEMBER 31, 1972		Transfers From Taxes	1,760.93
Hospitals, Clinics, First Aid	3,192.74	ISSUED AND UNISSUED GROSS DEBT NET DEBT		Redeemed in 1972	
Animal, Insect, & Rodent Control		School 165,000		Cancelled, Abated or Adjusted (1972)	
Other Welfare Services		Self-liquidating 157,000		Transfers to Foreclosed Property	
RECREATION and CONSERVATION		Other 666,400		Balance December 31, 1972	6,605.33
Beaches and Boardwalks		Total 988,400		PROPERTY ACQUIRED BY DEED OR FORECLOSURE	
Parks, Playgrounds, Shade Trees	12,685.00	ISSUED AND OUTSTANDING		Balance January 1, 1972	
Land Reclamation & Conservation	3,030.00	School 165,000.00		Transfers From Taxes or Liens	
Other Recreational Services	573.00	Self-Liquidating 129,000.00		Sale for Cash (1972)	
EDUCATION (excluding schools)		Other 662,000.00		Cancelled, Abated or Adjusted (1972)	
Libraries	3,427.00	Total 556,000.00		Balance December 31, 1972	
Other Educational Services		EQUALIZED VALUATION BASIS		CURRENT FINANCES DECEMBER 31, 1972	
STATUTORY EXPENDITURES		FOR NET DEBT COMPUTATION 31,457,511.67		ASSETS	
Pensions & F. I. C. A.	13,581.00	REAL PROPERTY VALUATIONS		Cash Dec. 31, 1972	115,419.62
Employee Fringe Benefits	4,300.00	Code Class # of Parcels % VAL'N ASSESSED VALUATION		Taxes Receivable	24,373.03
Other Statutory Expenditures		1 Vacant Land 185 10.28 3,273,100.00		Tax Title Liens	6,605.33
MUNICIPAL FUNCTIONS TOTAL 322,506.55		2 Residential 722 60.10 15,125,000.00		Foreclosed Property	
CAPITAL IMPROVEMENTS *MEMO* 10,000.00		3 Farm 6,723,800.00		Emergencies & Other Deferred Charges	102,358.40
DEBT SERVICE		4a Commercial 73 21.13 2,668,200.00		State Aid Receivable	1,045.70
Principal Payments		4b Industrial 14 8.38 32,800.00		Other Receivables	15.26
Interest Payments	18,400.00	4c Apartments 1 .10 31,826,500.00		Total	253,821.34
DEFERRED CHARGES	2,252.84	Land Area 1.87 Sq. Miles		LIABILITIES, RESERVES, AND SURPLUS	
SCHOOL, COUNTY, SPECIAL DISTRICT TAXES	886,595.42	Net Valuation Taxable-Municipal 35,240,356.00		Cash Liabilities	155,700.28
RESERVE FOR UNCOLLECTED TAXES	55,514.94	Net Valuation Taxable-County 35,230,830.00		Reserves for Receivables	30,993.62
EMERGENCY EMPLOYMENT ACT OF 1971		State Equalization Ratio 89.11		Surplus Dec. 31,	27,127.44
EXPENDITURES TOTAL 1,286,065.79				Total	253,821.34

0330

Population 1970 8,591
 Population 1972 8,710
 S & P Rating
 Moody Rating

General Tax Rate Per \$100. 4.78
 State Equalized Tax Rate 3.2C

RIVERSIDE TOWNSHIP — BURLINGTON CO.
Form of Government:
Township Committee
Number of Members on Governing Body 5

PER CAPITA:
 Gross Debt 132.32
 Net Debt 87.55
 Debt Service 2.65
 Total Tax Levy 179.38
 Municipal Expenditures 111.37

PER CENT:
 Gross Debt 2.56
 Net Debt 1.69
 Tax Levy Collected 94.45
 Tax Levy Cancelled, Abated or Adjusted .33

EXPENDITURES		REVENUES-REALIZED		1972 PROPERTY TAX	
GENERAL GOVERNMENT				STATE EQUALIZED TAX RATE	
Governing Body & Public Boards		1972 Property Taxes Collected	1,482,455.45	Local District School Taxes 2.01	1,012,464.25
Municipal Clerk		1972 Payments in Lieu of Taxes		Regional & Consolidated School Tax	
Financial Administration	11,165.00	Delinquent Tax & Lien Collections	73,318.55	School Taxes in Municipal Budget	
Assessment of Taxes	46,450.00	Business Personalty Replacement Taxes	152,336.01	County Taxes .69	349,120.08
Collection of Taxes	8,106.00	Taxes from Public Utilities	155,117.86	County Library Taxes .03	14,123.50
Planning, Housing & Development	1,550.00	Other Miscellaneous Tax Revenues		Local Municipal Purpose Taxes .34	170,778.60
Human Resources	2,000.00	State Aid Revenues	44,374.71	Veteran & Senior Citizen Taxes .13	66,660.00
Elections		Federal Aid Revenues	151,421.80	Total Taxes for Rate Computation 3.20	1,613,146.43
General Administration (other)	78,245.00	State and Local Fiscal Assistance Act Utilized		Special District Taxes	
JUDICIARY		Sale of Acquired Property		Bank Stock Taxes	7,521.40
Municipal Courts	8,350.00	Other Miscellaneous Revenues	72,684.47	Added and Omitted Taxes	8,404.08
PUBLIC SAFETY		Other Revenues, Revenue Sharing Tax Effort	23,872.52	Total Taxes Levied - ABSTRACT	1,562,411.91
Fire Protection	45,000.00	Total	2,155,581.37	Total Taxes Billed	1,569,530.70
Police Protection	157,750.00	Prior Years Surplus Appropriated	161,250.00	1972 TAXES COLLECTED	1,482,455.45
Civil Defense & Disaster Control	500.00	REVENUES TOTAL	2,316,831.37	1972 Taxes Cancelled, Abated or Adjusted	5,189.56
Environmental Inspection & Control	2,025.00	CAPITAL OUTLAY TOTAL	265,237.48	Transfer to Tax Title Liens or Foreclosed	5,600.83
Other Public Safety		Public Enterprises		Balance Outstanding Dec. 31, 1972	72,284.86
PUBLIC WORKS		Recreation—Culture		PRIOR YEARS TAXES OUTSTANDING	
Streets and Drainage	151,200.00	Public Works	3,304.73	Balance January 1, 1972	74,737.17
Sewers and Sewage Processing		Buildings and Grounds	261,932.75	Collected in 1972	70,452.44
Garbage and Trash Disposal	56,750.00	Library and Education		Cancelled, Abated or Adjusted 1972	107.56
Public Buildings and Grounds	8,800.00	Conservation		Transfers to Tax Title Liens or Foreclosed	
Other Public Works		All Other		Balance December 31, 1972	4,177.17
HEALTH and WELFARE		CAPITAL DEBT AUTHORIZED, DECEMBER 31, 1972		TAX TITLE LIENS OUTSTANDING	
Health Services Except Environmental	7,500.00	ISSUED AND UNISSUED		Balance January 1, 1972	14,719.84
Welfare-Public Assistance	5,310.00	School	390,000	Transfers From Taxes	5,600.83
Hospitals, Clinics, First Aid		Self-Liquidating		Redeemed in 1972	2,866.11
Animal, Insect, & Rodent Control		Other	762,521	Cancelled, Abated or Adjusted (1972)	
Other Welfare Services		Total	1,152,521	Transfers to Foreclosed Property	
RECREATION and CONSERVATION		ISSUED AND OUTSTANDING		Balance December 31, 1972	21,454.56
Beaches and Boardwalks		School	390,000.00	PROPERTY ACQUIRED BY DEED OR FORECLOSURE	
Parks, Playgrounds, Shade Trees	20,500.00	Self-Liquidating		Balance January 1, 1972	1,150.00
Land Reclamation & Conservation	16,730.00	Other	714,000.00	Transfers From Taxes or Liens	
Other Recreational Services	3,000.00	Total	1,104,000.00	Sale for Cash (1972)	
EDUCATION (excluding schools)		EQUALIZED VALUATION BASIS		Cancelled, Abated or Adjusted (1972)	
Libraries	23,000.00	FOR NET DEBT COMPUTATION	45,027,592.33	Balance December 31, 1972	1,150.00
Other Educational Services		REAL PROPERTY VALUATIONS		CURRENT FINANCES DECEMBER 31, 1972	
STATUTORY EXPENDITURES		Code Class # of Parcels % VAL'N	ASSESSED VALUATION	ASSETS	
Pensions & F. I. C. A.	30,300.00	1 Vacant Land 171 .66	215,350.00	Cash Dec. 31, 1972	1,044,118.09
Employee Fringe Benefits	13,500.00	2 Residential 2214 65.89	22,825,380.00	Taxes Receivable	76,462.03
Other Statutory Expenditures		3 Farm		Tax Title Liens	21,454.56
MUNICIPAL FUNCTIONS TOTAL	658,531.00	4a Commercial 165 13.90	4,540,500.00	Foreclosed Property	1,150.00
CAPITAL IMPROVEMENTS *MEMO*	44,550.00	4b Industrial 18 10.54	3,441,250.00	Emergencies & Other Deferred Charges	44,500.00
DEBT SERVICE		4c Apartments 14 5.01	1,637,530.00	State Aid Receivable	35,073.49
Principal Payments	6,000.00	2580 Total	32,664,050.00	Other Receivables	681.25
Interest Payments	17,100.00	Land Area 1.54 Sq. Miles		Total	1,223,439.42
DEFERRED CHARGES	7,700.00	Net Valuation Taxable-Municipal	33,769,600.00	LIABILITIES, RESERVES, AND SURPLUS	
SCHOOL, COUNTY, SPECIAL DISTRICT TAXES	1,375,707.83	Net Valuation Taxable-County	55,718,708.00	Cash Liabilities	907,262.06
RESERVE FOR UNCOLLECTED TAXES	54,100.00	State Equalization Ratio	67.00	Reserves for Receivables	99,747.84
EMERGENCY EMPLOYMENT ACT OF 1971	146,560.00			Surplus Dec. 31,	216,429.52
EXPENDITURES TOTAL	2,345,658.83			Total	1,223,439.42

0331

Population 1970 **3,412**
 Population 1972 **3,445**
 S & P Rating
 Moody Rating

General Tax Rate Per \$100. **3.87**
 State Equalized Tax Rate **3.56**

RIVERTON BOROUGH — BURLINGTON CO.
Form of Government:
Borough Council
Number of Members on Governing Body 6

PER CAPITA:

Gross Debt **110.04**
 Net Debt **45.00**
 Debt Service **7.26**
 Total Tax Levy **231.52**
 Municipal Expenditures **100.59**

PER CENT:

Gross Debt **1.87**
 Net Debt **.76**
 Tax Levy Collected **56.87**
 Tax Levy Cancelled, Abated or Adjusted **.27**

EXPENDITURES		REVENUES-REALIZED		1972 PROPERTY TAX	
GENERAL GOVERNMENT				STATE EQUALIZED TAX RATE 1.96	
Governing Body & Public Boards		1972 Property Taxes Collected	772,650.01	Local District School Taxes	445,577.00
Municipal Clerk		1972 Payments in Lieu of Taxes	1,757.15	Regional & Consolidated School Tax	
Financial Administration	9,500.00	Delinquent Tax & Lien Collections	18,448.23	School Taxes in Municipal Budget	
Assessment of Taxes	2,333.48	Business Personalty Replacement Taxes	11,366.16	County Taxes	.63 144,326.11
Collection of Taxes	2,917.82	Taxes from Public Utilities	48,293.28	County Library Taxes	.03 5,839.37
Planning, Housing & Development	3.85	Other Miscellaneous Tax Revenues		Local Municipal Purpose Taxes	.87 197,656.29
Human Resources	700.00	State Aid Revenues	13,779.16	Veteran & Senior Citizen Taxes	.08 18,370.00
Elections		Federal Aid Revenues	8,563.12	Total Taxes for Rate Computation	3.57 812,168.77
General Administration (other)	29,598.87	State and Local Fiscal Assistance Act Utilized		Special District Taxes	
JUDICIARY		Sale of Acquired Property		Bank Stock Taxes	3,310.01
Municipal Courts	1,346.23	Other Miscellaneous Revenues	40,366.55	Added and Omitted Taxes	466.02
PUBLIC SAFETY		Other Revenues, Revenue Sharing Tax Effort	3,957.31	Total Taxes Levied - ABSTRACT	797,574.80
Fire Protection	12,380.00	Total	919,180.97	Total Taxes Billed	797,574.80
Police Protection	58,155.34	Prior Years Surplus Appropriated	25,000.00	1972 TAXES COLLECTED	772,650.01
Civil Defense & Disaster Control		REVENUES TOTAL	944,180.97	1972 Taxes Cancelled, Abated or Adjusted	2,175.34
Environmental Inspection & Control	1,096.00	CAPITAL OUTLAY TOTAL	28,305.52	Transfer to Tax Title Liens or Foreclosed	2,496.75
Other Public Safety				Balance Outstanding Dec. 31, 1972	20,252.70
PUBLIC WORKS				PRIOR YEARS TAXES OUTSTANDING	
Streets and Drainage	39,150.56	Public Enterprises		Balance January 1, 1972	15,467.53
Sewers and Sewage Processing	24,554.99	Recreation—Culture		Collected in 1972	18,055.55
Garbage and Trash Disposal	25,573.89	Public Works	28,305.52	Cancelled, Abated or Adjusted 1972	
Public Buildings and Grounds		Buildings and Grounds		Transfers to Tax Title Liens or Foreclosed	1,411.85
Other Public Works	12,010.00	Library and Education		Balance December 31, 1972	.13
HEALTH and WELFARE		Conservation		TAX TITLE LIENS OUTSTANDING	
Health Services Except Environmental	1,725.00	All Other		Balance January 1, 1972	1,449.56
Welfare-Public Assistance	575.71			Transfers From Taxes	4,252.62
Hospitals, Clinics, First Aid	600.00			Redeemed in 1972	392.28
Animal, Insect, & Rodent Control				Cancelled, Abated or Adjusted (1972)	
Other Welfare Services				Transfers to Foreclosed Property	
RECREATION and CONSERVATION				Balance December 31, 1972	5,309.90
Beaches and Boardwalks				PROPERTY ACQUIRED BY DEED OR FORECLOSURE	
Parks, Playgrounds, Shade Trees	27,411.59			Balance January 1, 1972	600.00
Land Reclamation & Conservation				Transfers From Taxes or Liens	
Other Recreational Services	1,563.14			Sale for Cash (1972)	
EDUCATION (excluding schools)				Cancelled, Abated or Adjusted (1972)	
Libraries	3,400.00			Balance December 31, 1972	600.00
Other Educational Services				CURRENT FINANCES DECEMBER 31, 1972	
STATUTORY EXPENDITURES				ASSETS	
Pensions & F. I. C. A.	8,793.76			Cash Dec. 31, 1972	335,806.25
Employee Fringe Benefits	3,706.72			Taxes Receivable	20,252.83
Other Statutory Expenditures				Tax Title Liens	5,309.90
MUNICIPAL FUNCTIONS TOTAL	268,297.35			Foreclosed Property	600.00
CAPITAL IMPROVEMENTS *MEMO*	15,510.00			Emergencies & Other Deferred Charges	21,800.00
DEBT SERVICE				State Aid Receivable	1,876.00
Principal Payments	18,022.27			Other Receivables	5,587.17
Interest Payments	6,992.27			Total	355,232.15
DEFERRED CHARGES	12,643.30			LIABILITIES, RESERVES, AND SURPLUS	
SCHOOL, COUNTY, SPECIAL DISTRICT TAXES	596,142.48			Cash Liabilities	266,076.07
RESERVE FOR UNCOLLECTED TAXES	31,500.10			Reserves for Receivables	35,749.90
EMERGENCY EMPLOYMENT ACT OF 1971	9,085.00			Surplus Dec. 31, 1971	53,406.18
EXPENDITURES TOTAL	942,682.77			Total	355,232.15

1971/3000

0254

Population 1970 6,380
 Population 1972 6,400
 S & P Rating
 Moody Rating

General Tax Rate Per \$100. 3.85
 State Equalized Tax Rate 2.33

ROCHELLE PARK TOWNSHIP — BERGEN CO.
 Form of Government:
 Township Committee
 Number of Members on Governing Body 5

PER CAPITA:
 Gross Debt 155.26
 Net Debt 121.67
 Debt Service 8.98
 Total Tax Levy 332.03
 Municipal Expenditures 154.97

PER CENT:
 Gross Debt 1.39
 Net Debt 1.09
 Tax Levy Collected 98.68
 Tax Levy Cancelled, Abated or Adjusted .64

EXPENDITURES		REVENUES-REALIZED		1972 PROPERTY TAX	
GENERAL GOVERNMENT				STATE EQUALIZED TAX RATE → 1.29	
Governing Body & Public Boards		1972 Property Taxes Collected	2,101,854.05	Local District School Taxes	1,193,718.00
Municipal Clerk		1972 Payments in Lieu of Taxes	7,674.98	Regional & Consolidated School Tax	
Financial Administration	4,920.00	Delinquent Tax & Lien Collections	14,599.23	School Taxes in Municipal Budget	
Assessment of Taxes	14,018.00	Business Personalty Replacement Taxes	53,079.35	County Taxes	324,251.34
Collection of Taxes	4,300.00	Taxes from Public Utilities	115,669.06	County Library Taxes	
Planning, Housing & Development		Other Miscellaneous Tax Revenues		Local Municipal Purpose Taxes	591,015.38
Human Resources		State Aid Revenues	25,002.38	Veteran & Senior Citizen Taxes	48,100.00
Elections		Federal Aid Revenues	12,301.53	Total Taxes for Rate Computation	2,157,084.72
General Administration (other)	112,045.00	State and Local Fiscal Assistance Act Utilized		Special District Taxes	
JUDICIARY		Sale of Acquired Property		Bank Stock Taxes	6,373.78
Municipal Courts	3,750.00	Other Miscellaneous Revenues	41,987.55	Added and Omitted Taxes	5,664.44
PUBLIC SAFETY		Other Revenues, Revenue Sharing Tax Effort	31,547.42	Total Taxes Levied - ABSTRACT	2,125,022.94
Fire Protection	45,660.00	Total	2,403,715.55	Total Taxes Billed	2,130,051.18
Police Protection	271,950.00	Prior Years Surplus Appropriated	175,000.00	1972 TAXES COLLECTED	2,101,854.05
Civil Defense & Disaster Control	3,500.00	REVENUES TOTAL	2,578,715.55	1972 Taxes Cancelled, Abated or Adjusted	13,528.24
Environmental Inspection & Control	11,940.00	CAPITAL OUTLAY TOTAL	43,953.15	Transfer to Tax Title Liens or Foreclosed	
Other Public Safety		Public Enterprises		Balance Outstanding Dec. 31, 1972	14,668.89
PUBLIC WORKS		Recreation—Culture	18.75	PRIOR YEARS TAXES OUTSTANDING	
Streets and Drainage	167,385.00	Public Works	43,934.40	Balance January 1, 1972	14,595.23
Sewers and Sewage Processing	33,785.00	Buildings and Grounds		Collected in 1972	14,599.23
Garbage and Trash Disposal	66,000.00	Library and Education		Cancelled, Abated or Adjusted 1972	
Public Buildings and Grounds		Conservation		Transfers to Tax Title Liens or Foreclosed	
Other Public Works		All Other		Balance December 31, 1972	
HEALTH and WELFARE		CAPITAL DEBT AUTHORIZED, DECEMBER 31, 1972		TAX TITLE LIENS OUTSTANDING	
Health Services Except Environmental	14,900.00	ISSUED AND UNISSUED		Balance January 1, 1972	
Welfare-Public Assistance	850.00	School	215,000	Transfers From Taxes	
Hospitals, Clinics, First Aid		Self-liquidating	778,669	Redeemed in 1972	
Animal, Insect, & Rodent Control		Other	778,669	Cancelled, Abated or Adjusted (1972)	
Other Welfare Services		Total	993,669	Transfers to Foreclosed Property	
RECREATION and CONSERVATION		ISSUED AND OUTSTANDING		Balance December 31, 1972	
Beaches and Boardwalks	14,450.00	School	215,000.00	PROPERTY ACQUIRED BY DEED OR FORECLOSURE	
Parks, Playgrounds, Shade Trees		Self-Liquidating	381,300.00	Balance January 1, 1972	7,100.00
Land Reclamation & Conservation	26,845.00	Other	596,300.00	Transfers From Taxes or Liens	
Other Recreational Services		Total	596,300.00	Sale for Cash (1972)	
EDUCATION (excluding schools)		EQUALIZED VALUATION BASIS		Cancelled, Abated or Adjusted (1972)	
Libraries	3,000.00	FOR NET DEBT COMPUTATION	71,255,946.67	Balance December 31, 1972	7,100.00
Other Educational Services		REAL PROPERTY VALUATIONS		CURRENT FINANCES DECEMBER 31, 1972	
STATUTORY EXPENDITURES		Code Class # of Parcels % VAL'N		ASSETS	
Pensions & F. I. C. A.	45,630.00	1 Vacant Land 102 1.69	790,100.00	Cash Dec. 31, 1972	625,981.26
Employee Fringe Benefits		2 Residential 1711 70.56	33,059,300.00	Taxes Receivable	14,668.89
Other Statutory Expenditures		3 Farm		Tax Title Liens	
MUNICIPAL FUNCTIONS		4a Commercial 99 20.57	9,635,400.00	Foreclosed Property	7,100.00
CAPITAL IMPROVEMENTS		4b Industrial 29 3.61	1,689,200.00	Emergencies & Other Deferred Charges	
DEBT SERVICE		4c Apartments 3 3.58	1,676,800.00	State Aid Receivable	392.09
Principal Payments	45,000.00	1944 Total	46,850,800.00	Other Receivables	1,427.50
Interest Payments	12,480.00	Land Area 1.10 Sq. Miles		Total	649,569.74
DEFERRED CHARGES		Net Valuation Taxable-Municipal	56,105,367.00	LIABILITIES, RESERVES, AND SURPLUS	
SCHOOL, COUNTY, SPECIAL DISTRICT TAXES	1,517,969.34	Net Valuation Taxable-County	84,615,955.00	Cash Liabilities	136,531.70
RESERVE FOR UNCOLLECTED TAXES	75,663.00	State Equalization Ratio	60.75	Reserves for Receivables	23,196.39
EMERGENCY EMPLOYMENT ACT OF 1971	13,745.00			Surplus Dec. 31,	489,841.65
EXPENDITURES				Total	649,569.74
TOTAL	2,509,785.34				

1434

Population 1970 6,383
 Population 1972 6,540
 S & P Rating
 Moody Rating

General Tax Rate Per \$100. 4.32
 State Equalized Tax Rate 3.35

ROCKAWAY BOROUGH — MORRIS COUNTY
 Form of Government:
 Borough Council
 Number of Members on Governing Body 6

PER CAPITA:
 Gross Debt 223.88
 Net Debt 40.67
 Debt Service 4.26
 Total Tax Levy 310.06
 Municipal Expenditures 111.68

PER CENT:
 Gross Debt 2.70
 Net Debt .49
 Tax Levy Collected 96.60
 Tax Levy Cancelled, Abated or Adjusted .13

EXPENDITURES		REVENUES-REALIZED		1972 PROPERTY TAX	
GENERAL GOVERNMENT		1972 Property Taxes Collected		STATE EQUALIZED TAX RATE	
Governing Body & Public Boards		1,960,382.42		Local District School Taxes	1.56 541,502.00
Municipal Clerk		73,287.87		Regional & Consolidated School Tax	.91 550,365.01
Financial Administration	354.17	129,082.77		School Taxes in Municipal Budget	
Assessment of Taxes	4,575.00	85,270.65		County Taxes	.43 257,286.22
Collection of Taxes	2,222.60	32,324.64		County Library Taxes	
Planning, Housing & Development	7,125.00	7,041.23		Local Municipal Purpose Taxes	.43 256,841.01
Human Resources		125,787.20		Veteran & Senior Citizen Taxes	.06 38,570.00
Elections		26,815.59		Total Taxes for Rate Computation	3.39 2,044,564.24
General Administration (other)	79,841.08	2,439,552.57		Special District Taxes	
JUDICIARY		110,000.00		Bank Stock Taxes	4,312.54
Municipal Courts	5,585.00	2,549,552.57		Added and Omitted Taxes	17,503.18
PUBLIC SAFETY		4,938.80		Total Taxes Levied - ABSTRACT	2,027,810.36
Fire Protection	21,143.00	CAPITAL OUTLAY		Total Taxes Billed	2,029,415.00
Police Protection	144,522.05	TOTAL		1972 TAXES COLLECTED	1,560,382.42
Civil Defense & Disaster Control	1,050.00	Public Enterprises		1972 Taxes Cancelled, Abated or Adjusted	2,723.82
Environmental Inspection & Control	3,805.00	Recreation—Culture		Transfer to Tax Title Liens or Foreclosed	5,523.12
Other Public Safety	9,685.25	Public Works		Balance Outstanding Dec. 31, 1972	56,785.64
PUBLIC WORKS		Buildings and Grounds		PRIOR YEARS TAXES OUTSTANDING	
Streets and Drainage	122,233.59	Library and Education		Balance January 1, 1972	82,158.00
Sewers and Sewage Processing	435.00	Conservation		Collected in 1972	65,880.82
Garbage and Trash Disposal	25,700.00	All Other		Cancelled, Abated or Adjusted 1972	236.85
Public Buildings and Grounds	18,878.81	CAPITAL DEBT AUTHORIZED, DECEMBER 31, 1972		Transfers to Tax Title Liens or Foreclosed	1,550.93
Other Public Works		ISSUED AND UNISSUED		Balance December 31, 1972	14,089.40
HEALTH and WELFARE		GROSS DEBT		TAX TITLE LIENS OUTSTANDING	
Health Services Except Environmental	11,426.55	NET DEBT		Balance January 1, 1972	30,437.54
Welfare-Public Assistance	2,125.00	School		Transfers From Taxes	11,748.87
Hospitals, Clinics, First Aid		Self-liquidating		Redeemed in 1972	7,407.05
Animal, Insect, & Rodent Control		Other		Cancelled, Abated or Adjusted (1972)	30.60
Other Welfare Services		Total		Transfers to Foreclosed Property	
RECREATION and CONSERVATION		ISSUED AND OUTSTANDING		Balance December 31, 1972	34,748.76
Beaches and Boardwalks		School		PROPERTY ACQUIRED BY DEED OR FORECLOSURE	
Parks, Playgrounds, Shade Trees	2,303.00	Self-Liquidating		Balance January 1, 1972	6,025.00
Land Reclamation & Conservation		Other		Transfers From Taxes or Liens	
Other Recreational Services	23,525.00	Total		Sale for Cash (1972)	
EDUCATION (excluding schools)		EQUALIZED VALUATION BASIS		Cancelled, Abated or Adjusted (1972)	
Libraries	15,215.00	FOR NET DEBT COMPUTATION		Balance December 31, 1972	6,025.00
Other Educational Services		REAL PROPERTY VALUATIONS		CURRENT FINANCES DECEMBER 31, 1972	
STATUTORY EXPENDITURES		Code Class # of Parcels % VAL'N		ASSETS	
Pensions & F. I. C. A.	25,107.00	1 Vacant Land 225 4.38		Cash Dec. 31, 1972	355,537.72
Employee Fringe Benefits	10,380.00	2 Residential 1435 58.61		Taxes Receivable	70,875.04
Other Statutory Expenditures		3 Farm 21.28		Tax Title Liens	34,748.76
MUNICIPAL FUNCTIONS		4a Commercial 132 21.28		Foreclosed Property	6,025.00
CAPITAL IMPROVEMENTS		4b Industrial 20 11.52		Emergencies & Other Deferred Charges	11,616.00
DEBT SERVICE		4c Apartments 20 4.22		State Aid Receivable	25,141.05
Principal Payments	17,000.00	1836 Total		Other Receivables	
Interest Payments	10,892.00	Land Area 2.00 Sq. Miles		Total	544,343.57
DEFERRED CHARGES	12,578.05	Net Valuation Taxable-Municipal		LIABILITIES, RESERVES, AND SURPLUS	
SCHOOL, COUNTY, SPECIAL DISTRICT TAXES	1,749,153.23	Net Valuation Taxable-County		Cash Liabilities	139,433.25
RESERVE FOR UNCOLLECTED TAXES	121,141.14	State Equalization Ratio		Reserves for Receivables	111,648.80
EMERGENCY EMPLOYMENT ACT OF 1971	15,761.33			Surplus Dec. 31,	293,261.52
EXPENDITURES				Total	544,343.57
TOTAL	2,475,562.85				

1435

Population 1970 18,955
 Population 1972 19,410
 S & P Rating BBB
 Moody Rating BAA

General Tax Rate Per \$100. 4.45
 State Equalized Tax Rate 3.67

ROCKAWAY TOWNSHIP — MORRIS COUNTY
 Form of Government:
 Mayor-Council Plan F (OMCL 50)
 Number of Members on Governing Body 9

PER CAPITA: 569.39
 Gross Debt 88.53
 Net Debt 2.39
 Debt Service 399.87
 Total Tax Levy 127.78
 Municipal Expenditures

PER CENT: 5.86
 Gross Debt .91
 Net Debt .91
 Tax Levy Collected 94.53
 Tax Levy Cancelled, Abated or Adjusted

EXPENDITURES		REVENUES-REALIZED		1972 PROPERTY TAX	
GENERAL GOVERNMENT				STATE EQUALIZED TAX RATE	
Governing Body & Public Boards	16,100.00	1972 Property Taxes Collected	7,344,297.34	Local District School Taxes	1.79 3,758,859.10
Municipal Clerk	42,145.00	1972 Payments in Lieu of Taxes		Regional & Consolidated School Tax	.85 1,807,614.47
Financial Administration	30,275.00	Delinquent Tax & Lien Collections	710,412.90	School Taxes in Municipal Budget	
Assessment of Taxes	18,445.00	Business Personalty Replacement Taxes	201,344.13	County Taxes	.40 845,344.23
Collection of Taxes	25,533.00	Taxes from Public Utilities	182,348.22	County Library Taxes	.03 62,435.80
Planning, Housing & Development	15,225.00	Other Miscellaneous Tax Revenues		Local Municipal Purpose Taxes	.56 1,157,294.64
Human Resources	400.00	State Aid Revenues	74,141.74	Veteran & Senior Citizen Taxes	.04 77,200.00
Elections	6,450.00	Federal Aid Revenues	13,271.75	Total Taxes for Rate Computation	3.67 7,788,788.24
General Administration (other)	164,875.00	State and Local Fiscal Assistance Act Utilized		Special District Taxes	
JUDICIARY		Sale of Acquired Property		Bank Stock Taxes	885.86
Municipal Courts	22,145.00	Other Miscellaneous Revenues	65,574.56	Added and Omitted Taxes	48,523.85
PUBLIC SAFETY		Other Revenues, Revenue Sharing Tax Effort	181,408.55	Total Taxes Levied - ABSTRACT	7,761,401.95
Fire Protection	118,950.00	Total	8,776,799.59	Total Taxes Billed	7,765,159.53
Police Protection	419,558.00	Prior Years Surplus Appropriated	400,000.00	1972 TAXES COLLECTED	7,344,297.34
Civil Defense & Disaster Control	2,750.00	REVENUES TOTAL	9,176,799.59	1972 Taxes Cancelled, Abated or Adjusted	
Environmental Inspection & Control	13,850.00	CAPITAL OUTLAY TOTAL	394,014.11	Transfer to Tax Title Liens or Foreclosed	
Other Public Safety				Balance Outstanding Dec. 31, 1972	424,862.15
PUBLIC WORKS				PRIOR YEARS TAXES OUTSTANDING	
Streets and Drainage	414,207.00	Public Enterprises		Balance January 1, 1972	327,553.15
Sewers and Sewage Processing	27,920.00	Recreation—Culture		Collected in 1972	264,516.62
Garbage and Trash Disposal		Public Works	394,014.11	Cancelled, Abated or Adjusted 1972	
Public Buildings and Grounds	15,445.00	Buildings and Grounds		Transfers to Tax Title Liens or Foreclosed	
Other Public Works		Library and Education		Balance December 31, 1972	63,426.53
HEALTH and WELFARE		Conservation		TAX TITLE LIENS OUTSTANDING	
Health Services Except Environmental	36,765.00	All Other		Balance January 1, 1972	539,604.82
Welfare-Public Assistance	3,525.00			Transfers From Taxes	
Hospitals, Clinics, First Aid	1,200.00	CAPITAL DEBT AUTHORIZED, DECEMBER 31, 1972		Redeemed in 1972	445,896.28
Animal, Insect, & Rodent Control	28,950.00	ISSUED AND UNISSUED GROSS DEBT NET DEBT		Cancelled, Abated or Adjusted (1972)	
Other Welfare Services		School 7,942,845		Transfers to Foreclosed Property	
RECREATION and CONSERVATION		Self-liquidating 1,390,600	1,718,350	Balance December 31, 1972	53,708.54
Beaches and Boardwalks		Other 1,718,350	1,718,350	PROPERTY ACQUIRED BY DEED OR FORECLOSURE	
Parks, Playgrounds, Shade Trees	32,331.00	Total 11,051,795		Balance January 1, 1972	109,890.00
Land Reclamation & Conservation				Transfers From Taxes or Liens	
Other Recreational Services	32,935.00	ISSUED AND OUTSTANDING		Sale for Cash (1972)	
EDUCATION (excluding schools)		School 7,942,845.19		Cancelled, Abated or Adjusted (1972)	
Libraries	75,000.00	Self-Liquidating 1,341,000.00		Balance December 31, 1972	109,890.00
Other Educational Services		Other 1,442,000.00	10,725,845.19	CURRENT FINANCES DECEMBER 31, 1972	
STATUTORY EXPENDITURES		Total 10,725,845.19		ASSETS	
Pensions & F. I. C. A.	70,500.49	EQUALIZED VALUATION BASIS FOR NET DEBT COMPUTATION	188,566,314.33	Cash Dec. 31, 1972	1,356,905.52
Employee Fringe Benefits	44,000.00	REAL PROPERTY VALUATIONS		Taxes Receivable	488,298.72
Other Statutory Expenditures		Code Class # of Parcels % VAL'N ASSESSED VALUATION		Tax Title Liens	53,708.54
MUNICIPAL FUNCTIONS		1 Vacant Land 1898 13.55 23,453,250.00		Foreclosed Property	109,890.00
CAPITAL IMPROVEMENTS		2 Residential 5295 70.93 122,805,350.00		Emergencies & Other Deferred Charges	10,400.00
DEBT SERVICE		3 Farm 6 .08 148,600.00		State Aid Receivable	9,428.12
Principal Payments	20,000.00	4a Commercial 56 5.48 9,491,400.00		Other Receivables	93,675.53
Interest Payments	26,329.00	4b Industrial 20 8.16 14,130,900.00		Total	2,162,306.43
		4c Apartments 6 1.79 3,104,600.00		LIABILITIES, RESERVES, AND SURPLUS	
		7321 Total 173,134,100.00		Cash Liabilities	528,775.49
DEFERRED CHARGES		Land Area 42.35 Sq. Miles		Reserves for Receivables	785,572.79
SCHOOL, COUNTY, SPECIAL DISTRICT TAXES	39,492.51			Surplus Dec. 31,	847,558.15
RESERVE FOR UNCOLLECTED TAXES	657,809.14	Net Valuation Taxable-Municipal	175,187,546.00	Total	2,162,306.43
EMERGENCY EMPLOYMENT ACT OF 1971	12,630.40	Net Valuation Taxable-County	207,884,452.00		
EXPENDITURES TOTAL	8,954,474.14	State Equalization Ratio	82.60		

0255

Population 1970 308
 Population 1972 310
 S & P Rating
 Moody Rating

General Tax Rate Per \$100. .73
 State Equalized Tax Rate .53

ROCKLEIGH BOROUGH — BERGEN COUNTY

Form of Government:

Borough Council

Number of Members on Governing Body 6

PER CAPITA:

Gross Debt
 Net Debt
 Debt Service
 Total Tax Levy 499.27
 Municipal Expenditures 197.03

PER CENT:

Gross Debt
 Net Debt
 Tax Levy Collected 99.97
 Tax Levy Cancelled, Abated
 or Adjusted

EXPENDITURES		REVENUES-REALIZED		1972 PROPERTY TAX	
GENERAL GOVERNMENT				STATE EQUALIZED TAX RATE	
Governing Body & Public Boards		1972 Property Taxes Collected	156,121.15	Local District School Taxes .09	27,000.00
Municipal Clerk		1972 Payments in Lieu of Taxes		Regional & Consolidated School Tax	
Financial Administration	1,100.00	Delinquent Tax & Lien Collections		School Taxes in Municipal Budget	
Assessment of Taxes	850.00	Business Personalty Replacement Taxes	24,438.91	County Taxes .35	104,184.11
Collection of Taxes		Taxes from Public Utilities	16,023.82	County Library Taxes	
Planning, Housing & Development	2,860.00	Other Miscellaneous Tax Revenues		Local Municipal Purpose Taxes .08	23,590.00
Human Resources		State Aid Revenues	277.00	Veteran & Senior Citizen Taxes	810.00
Elections		Federal Aid Revenues		Total Taxes for Rate Computation .52	155,584.11
General Administration (other)	21,130.00	State and Local Fiscal Assistance Act Utilized		Special District Taxes	
JUDICIARY		Sale of Acquired Property		Bank Stock Taxes	
Municipal Courts		Other Miscellaneous Revenues	6,086.05	Added and Omitted Taxes	
PUBLIC SAFETY		Other Revenues, Revenue Sharing Tax Effort	323.00	Total Taxes Levied - ABSTRACT	154,774.11
Fire Protection	8,500.00	Total	203,269.93	Total Taxes Billed	156,162.59
Police Protection	2,100.00	Prior Years Surplus Appropriated	15,000.00	1972 TAXES COLLECTED	156,121.15
Civil Defense & Disaster Control	100.00	REVENUES TOTAL	218,269.93	1972 Taxes Cancelled, Abated or Adjusted	
Environmental Inspection & Control	1,660.00	CAPITAL OUTLAY TOTAL	49,610.52	Transfer to Tax Title Liens or Foreclosed	
Other Public Safety				Balance Outstanding Dec. 31, 1972	41.44
PUBLIC WORKS				PRIOR YEARS TAXES OUTSTANDING	
Streets and Drainage	6,860.00	Public Enterprises		Balance January 1, 1972	550.81
Sewers and Sewage Processing		Recreation—Culture		Collected in 1972	550.81
Garbage and Trash Disposal	5,500.00	Public Works		Cancelled, Abated or Adjusted 1972	
Public Buildings and Grounds		Buildings and Grounds	49,610.52	Transfers to Tax Title Liens or Foreclosed	
Other Public Works		Library and Education		Balance December 31, 1972	
HEALTH and WELFARE		Conservation		TAX TITLE LIENS OUTSTANDING	
Health Services Except Environmental	1,800.00	All Other		Balance January 1, 1972	
Welfare-Public Assistance				Transfers From Taxes	
Hospitals, Clinics, First Aid	200.00			Redeemed in 1972	
Animal, Insect, & Rodent Control				Cancelled, Abated or Adjusted (1972)	
Other Welfare Services				Transfers to Foreclosed Property	
RECREATION and CONSERVATION				Balance December 31, 1972	
Beaches and Boardwalks				PROPERTY ACQUIRED BY DEED OR	
Parks, Playgrounds, Shade Trees	150.00			FORECLOSURE	
Land Reclamation & Conservation				Balance January 1, 1972	
Other Recreational Services				Transfers From Taxes or Liens	
EDUCATION (excluding schools)				Sale for Cash (1972)	
Libraries				Cancelled, Abated or Adjusted (1972)	
Other Educational Services				Balance December 31, 1972	
STATUTORY EXPENDITURES				CURRENT FINANCES DECEMBER 31, 1972	
Pensions & F. I. C. A.	300.00			ASSETS	
Employee Fringe Benefits				Cash Dec. 31, 1972	72,861.49
Other Statutory Expenditures				Taxes Receivable	41.44
MUNICIPAL FUNCTIONS TOTAL	53,110.00			Tax Title Liens	
CAPITAL IMPROVEMENTS *MEMO*	40,360.00			Foreclosed Property	
DEBT SERVICE				Emergencies & Other Deferred Charges	
Principal Payments				State Aid Receivable	2,025.00
Interest Payments				Other Receivables	
DEFERRED CHARGES	4,000.00			Total	74,927.93
SCHOOL, COUNTY, SPECIAL DISTRICT TAXES	131,184.11			LIABILITIES, RESERVES, AND SURPLUS	
RESERVE FOR UNCOLLECTED TAXES	3,970.00			Cash Liabilities	25,212.82
EMERGENCY EMPLOYMENT ACT OF 1971				Reserves for Receivables	41.44
EXPENDITURES TOTAL	192,264.11			Surplus Dec. 31,	49,673.67
				Total	74,927.93

1817

Population 1970 917
Population 1972 925
S & P Rating
Moody Rating

917
925

General Tax Rate Per \$100. 6.65
State Equalized Tax Rate 2.80

ROCKY HILL BOROUGH — SOMERSET CO.
Form of Government:
Borough Council
Number of Members on Governing Body 6

PER CAPITA:
Gross Debt 471.35
Net Debt
Debt Service
Total Tax Levy 301.29
Municipal Expenditures 165.58

PER CENT:
Gross Debt 4.72
Net Debt
Tax Levy Collected 98.02
Tax Levy Cancelled, Abated or Adjusted

EXPENDITURES		REVENUES-REALIZED		1972 PROPERTY TAX	
GENERAL GOVERNMENT				STATE EQUALIZED TAX RATE — 2.12	
Governing Body & Public Boards		1972 Property Taxes Collected	273,163.53	Local District School Taxes	211,549.00
Municipal Clerk		1972 Payments in Lieu of Taxes		Regional & Consolidated School Tax	
Financial Administration	550.00	Delinquent Tax & Lien Collections	4,577.16	School Taxes in Municipal Budget	
Assessment of Taxes	1,450.00	Business Personalty Replacement Taxes	23,175.20	County Taxes	50,267.85
Collection of Taxes	2,700.00	Taxes from Public Utilities	16,586.52	County Library Taxes	2,337.54
Planning, Housing & Development	2,500.00	Other Miscellaneous Tax Revenues		Local Municipal Purpose Taxes	11,550.50
Human Resources		State Aid Revenues	28,819.06	Veteran & Senior Citizen Taxes	4,360.00
Elections	300.00	Federal Aid Revenues		Total Taxes for Rate Computation	280,064.89
General Administration (other)	15,545.06	State and Local Fiscal Assistance Act Utilized		Special District Taxes	
JUDICIARY		Sale of Acquired Property		Bank Stock Taxes	900.50
Municipal Courts	850.00	Other Miscellaneous Revenues	19,568.94	Added and Omitted Taxes	2,089.76
PUBLIC SAFETY		Other Revenues, Revenue Sharing Tax Effort	2,076.98	Total Taxes Levied - ABSTRACT	278,655.15
Fire Protection	5,375.00	Total	368,367.39	Total Taxes Billed	278,655.15
Police Protection	7,210.00	Prior Years Surplus Appropriated	55,000.00	1972 TAXES COLLECTED	273,163.53
Civil Defense & Disaster Control	25.00	REVENUES TOTAL	423,367.39	1972 Taxes Cancelled, Abated or Adjusted	
Environmental Inspection & Control	200.00	CAPITAL OUTLAY TOTAL	39,723.73	Transfer to Tax Title Liens or Foreclosed	
Other Public Safety				Balance Outstanding Dec. 31, 1972	5,531.62
PUBLIC WORKS				PRIOR YEARS TAXES OUTSTANDING	
Streets and Drainage	44,825.00	Public Enterprises		Balance January 1, 1972	4,575.65
Sewers and Sewage Processing		Recreation—Culture		Collected in 1972	4,577.16
Garbage and Trash Disposal	6,555.25	Public Works	39,723.73	Cancelled, Abated or Adjusted 1972	
Public Buildings and Grounds	3,610.75	Buildings and Grounds		Transfers to Tax Title Liens or Foreclosed	
Other Public Works		Library and Education		Balance December 31, 1972	2.53
HEALTH and WELFARE		Conservation		TAX TITLE LIENS OUTSTANDING	
Health Services Except Environmental	1,850.00	All Other		Balance January 1, 1972	884.84
Welfare-Public Assistance	145.00			Transfers From Taxes	
Hospitals, Clinics, First Aid				Redeemed in 1972	
Animal, Insect, & Rodent Control				Cancelled, Abated or Adjusted (1972)	
Other Welfare Services				Transfers to Foreclosed Property	
RECREATION and CONSERVATION				Balance December 31, 1972	884.84
Beaches and Boardwalks				PROPERTY ACQUIRED BY DEED OR	
Parks, Playgrounds, Shade Trees				FORECLOSURE	
Land Reclamation & Conservation				Balance January 1, 1972	
Other Recreational Services	2,119.54			Transfers From Taxes or Liens	
EDUCATION (excluding schools)				Sale for Cash (1972)	
Libraries	1,000.00			Cancelled, Abated or Adjusted (1972)	
Other Educational Services				Balance December 31, 1972	
STATUTORY EXPENDITURES				CURRENT FINANCES DECEMBER 31, 1972	
Pensions & F. I. C. A.	1,590.35			ASSETS	
Employee Fringe Benefits				Cash Dec. 31, 1972	19,579.65
Other Statutory Expenditures				Taxes Receivable	5,534.15
MUNICIPAL FUNCTIONS TOTAL	59,245.35			Tax Title Liens	884.84
CAPITAL IMPROVEMENTS *MEMO*	45,700.00			Foreclosed Property	
DEBT SERVICE				Emergencies & Other Deferred Charges	8,257.35
Principal Payments				State Aid Receivable	34,820.00
Interest Payments				Other Receivables	40,522.07
DEFERRED CHARGES	38,712.30			Total	109,598.06
SCHOOL, COUNTY, SPECIAL DISTRICT TAXES	264,154.39			LIABILITIES, RESERVES, AND SURPLUS	
RESERVE FOR UNCOLLECTED TAXES	15,565.35			Cash Liabilities	25,090.88
EMERGENCY EMPLOYMENT ACT OF 1971				Reserves for Receivables	38,348.06
EXPENDITURES TOTAL	417,681.39			Surplus Dec. 31, 1971	42,555.12
				Total	109,598.06

1341

Population 1970 814
 Population 1972 835
 S & P Rating
 Moody Rating

General Tax Rate Per \$100. 4.89
 State Equalized Tax Rate 3.60

ROOSEVELT BOROUGH — MONMOUTH CO.
 Form of Government:
 Borough Council
 Number of Members on Governing Body 6

PER CAPITA:
 Gross Debt 21.56
 Net Debt
 Debt Service .02
 Total Tax Levy 282.56
 Municipal Expenditures 96.39
 PER CENT:
 Gross Debt .33
 Net Debt
 Tax Levy Collected 93.04
 Tax Levy Cancelled, Abated or Adjusted .07

EXPENDITURES		REVENUES-REALIZED		1972 PROPERTY TAX	
GENERAL GOVERNMENT		1972 Property Taxes Collected		STATE EQUALIZED TAX RATE	
Governing Body & Public Boards		218,560.70		Local District School Taxes 2.54	
Municipal Clerk		15,058.77		Regional & Consolidated School Tax	
Financial Administration	2,550.00	1,552.00		School Taxes in Municipal Budget	
Assessment of Taxes	1,600.00	12,590.64		County Taxes .57	
Collection of Taxes	1,400.00	3,167.73		County Library Taxes .02	
Planning, Housing & Development	1,615.00	10,552.62		Local Municipal Purpose Taxes .40	
Human Resources		261,482.66		Veteran & Senior Citizen Taxes .08	
Elections		30,000.00		Total Taxes for Rate Computation 3.61	
General Administration (other)	11,645.00	291,482.66		Special District Taxes	
JUDICIARY		CAPITAL OUTLAY		Bank Stock Taxes	
Municipal Courts	575.00	TOTAL		Added and Omitted Taxes	
PUBLIC SAFETY		Prior Years Surplus Appropriated		Total Taxes Levied - ABSTRACT	
Fire Protection	2,000.00	REVENUES		Total Taxes Billed	
Police Protection	4,700.00	CAPITAL DEBT AUTHORIZED, DECEMBER 31, 1972		1972 TAXES COLLECTED	
Civil Defense & Disaster Control	50.00	ISSUED AND UNISSUED		1972 Taxes Cancelled, Abated or Adjusted	
Environmental Inspection & Control		GROSS DEBT		Transfer to Tax Title Liens or Foreclosed	
Other Public Safety		NET DEBT		Balance Outstanding Dec. 31, 1972	
PUBLIC WORKS		SCHOOL		PRIOR YEARS TAXES OUTSTANDING	
Streets and Drainage	15,555.00	Self-Liquidating		Balance January 1, 1972	
Sewers and Sewage Processing		Other		Collected in 1972	
Garbage and Trash Disposal	6,700.00	Total		Cancelled, Abated or Adjusted 1972	
Public Buildings and Grounds	4,600.00	ISSUED AND OUTSTANDING		Transfers to Tax Title Liens or Foreclosed	
Other Public Works		SCHOOL		Balance December 31, 1972	
HEALTH and WELFARE		Self-Liquidating		TAX TITLE LIENS OUTSTANDING	
Health Services Except Environmental	250.00	Other		Balance January 1, 1972	
Welfare-Public Assistance	50.00	Total		Transfers From Taxes	
Hospitals, Clinics, First Aid	500.00	EQUALIZED VALUATION BASIS		Redeemed in 1972	
Animal, Insect, & Rodent Control	450.00	FOR NET DEBT COMPUTATION		Cancelled, Abated or Adjusted (1972)	
Other Welfare Services		REAL PROPERTY VALUATIONS		Transfers to Foreclosed Property	
RECREATION and CONSERVATION		Code Class # of Parcels % VAL'N		Balance December 31, 1972	
Beaches and Boardwalks		1 Vacant Land 29 3.95		PROPERTY ACQUIRED BY DEED OR	
Parks, Playgrounds, Shade Trees	400.00	2 Residential 234 83.37		FORECLOSURE	
Land Reclamation & Conservation		3 Farm 20 6.63		Balance January 1, 1972	
Other Recreational Services		4a Commercial 5 2.02		Transfers From Taxes or Liens	
EDUCATION (excluding schools)		4b Industrial 3 4.04		Sale for Cash (1972)	
Libraries	2,100.00	4c Apartments		Cancelled, Abated or Adjusted (1972)	
Other Educational Services		291 Total		Balance December 31, 1972	
STATUTORY EXPENDITURES		Land Area 1.93 Sq. Miles		CURRENT FINANCES DECEMBER 31, 1972	
Pensions & F. I. C. A.	800.00	Net Valuation Taxable-Municipal		ASSETS	
Employee Fringe Benefits		Net Valuation Taxable-County		Cash Dec. 31, 1972	
Other Statutory Expenditures		State Equalization Ratio		Taxes Receivable	
MUNICIPAL FUNCTIONS	57,940.00	4,819,349.00		Tax Title Liens	
CAPITAL IMPROVEMENTS	3,000.00	5,558,748.00		Foreclosed Property	
DEBT SERVICE		73.80		Emergencies & Other Deferred Charges	
Principal Payments				State Aid Receivable	
Interest Payments	20.00			Other Receivables	
DEFERRED CHARGES				Total	
SCHOOL, COUNTY, SPECIAL DISTRICT TAXES	204,476.17			LIABILITIES, RESERVES, AND SURPLUS	
RESERVE FOR UNCOLLECTED TAXES	22,524.00			Cash Liabilities	
EMERGENCY EMPLOYMENT ACT OF 1971				Reserves for Receivables	
EXPENDITURES	284,960.17			Surplus Dec. 31,	
				Total	

1971/3000

0718

Population 1970 4,453
 Population 1972 4,610
 S & P Rating BBB
 Moody Rating BAA

General Tax Rate Per \$100. 5.56
 State Equalized Tax Rate 4.11

ROSELAND BOROUGH — ESSEX COUNTY
 Form of Government:
 Borough Council
 Number of Members on Governing Body 6

PER CAPITA:
 Gross Debt 950.19
 Net Debt 202.88
 Debt Service .98
 Total Tax Levy 680.25
 Municipal Expenditures 211.40

PER CENT:
 Gross Debt 6.39
 Net Debt 1.36
 Tax Levy Collected 95.81
 Tax Levy Cancelled, Abated or Adjusted .06

EXPENDITURES		REVENUES-REALIZED		1972 PROPERTY TAX	
GENERAL GOVERNMENT				STATE EQUALIZED TAX RATE →	
Governing Body & Public Boards		1972 Property Taxes Collected	3,010,063.80	Local District School Taxes 1.04	797,423.25
Municipal Clerk		1972 Payments in Lieu of Taxes		Regional & Consolidated School Tax .98	746,093.81
Financial Administration	8,271.00	Delinquent Tax & Lien Collections	44,281.99	School Taxes in Municipal Budget	
Assessment of Taxes	11,686.00	Business Personalty Replacement Taxes	80,049.27	County Taxes 1.29	587,573.69
Collection of Taxes	1,825.00	Taxes from Public Utilities	175,147.68	County Library Taxes	
Planning, Housing & Development	4,800.00	Other Miscellaneous Tax Revenues	17,766.81	Local Municipal Purpose Taxes .77	585,078.50
Human Resources	500.00	State Aid Revenues	28,201.00	Veteran & Senior Citizen Taxes .03	24,050.00
Elections	134,481.00	Federal Aid Revenues		Total Taxes for Rate Computation 4.11	3,140,619.25
General Administration (other)		State and Local Fiscal Assistance Act Utilized		Special District Taxes	
JUDICIARY	5,650.00	Sale of Acquired Property	30,686.73	Bank Stock Taxes	19,371.04
Municipal Courts		Other Miscellaneous Revenues	16,136.99	Added and Omitted Taxes	3,135,540.29
PUBLIC SAFETY	17,375.00	Other Revenues, Revenue Sharing Tax Effort	3,406,334.27	Total Taxes Levied - ABSTRACT	3,141,742.45
Fire Protection	252,589.00	Total	3,406,334.27	Total Taxes Billed	3,010,063.80
Police Protection	3,453.00	Prior Years Surplus Appropriated	22,137.00	1972 TAXES COLLECTED	3,010,063.80
Civil Defense & Disaster Control	7,000.00	REVENUES TOTAL	3,428,471.27	1972 Taxes Cancelled, Abated or Adjusted	1,871.40
Environmental Inspection & Control		CAPITAL OUTLAY TOTAL	41,180.20	Transfer to Tax Title Liens or Foreclosed	787.12
Other Public Safety				Balance Outstanding Dec. 31, 1972	129,020.13
PUBLIC WORKS	51,584.00	Public Enterprises		PRIOR YEARS TAXES OUTSTANDING	
Streets and Drainage		Recreation—Culture		Balance January 1, 1972	248,201.56
Sewers and Sewage Processing	51,000.00	Public Works	25,270.27	Collected in 1972	44,213.59
Garbage and Trash Disposal	24,760.00	Buildings and Grounds	15,509.93	Cancelled, Abated or Adjusted 1972	
Public Buildings and Grounds		Library and Education		Transfers to Tax Title Liens or Foreclosed	70.36
Other Public Works		Conservation		Balance December 31, 1972	203,917.61
HEALTH and WELFARE	5,400.00	All Other		TAX TITLE LIENS OUTSTANDING	
Health Services Except Environmental	210.00			Balance January 1, 1972	5,152.69
Welfare-Public Assistance	1,400.00			Transfers From Taxes	586.97
Hospitals, Clinics, First Aid				Redeemed in 1972	68.40
Animal, Insect, & Rodent Control				Cancelled, Abated or Adjusted (1972)	
Other Welfare Services				Transfers to Foreclosed Property	
RECREATION and CONSERVATION	28,201.00			Balance December 31, 1972	6,071.26
Beaches and Boardwalks	20,586.00			PROPERTY ACQUIRED BY DEED OR FORECLOSURE	
Parks, Playgrounds, Shade Trees				Balance January 1, 1972	11,000.00
Land Reclamation & Conservation				Transfers From Taxes or Liens	
Other Recreational Services				Sale for Cash (1972)	
EDUCATION (excluding schools)	19,123.00			Cancelled, Abated or Adjusted (1972)	
Libraries				Balance December 31, 1972	11,000.00
Other Educational Services				CURRENT FINANCES DECEMBER 31, 1972	
STATUTORY EXPENDITURES	35,720.15			ASSETS	
Pensions & F. I. C. A.	14,950.00			Cash Dec. 31, 1972	174,854.45
Employee Fringe Benefits				Taxes Receivable	232,537.74
Other Statutory Expenditures				Tax Title Liens	6,071.26
MUNICIPAL FUNCTIONS	749,404.15			Foreclosed Property	11,000.00
CAPITAL IMPROVEMENTS	9,675.97			Emergencies & Other Deferred Charges	63,889.69
DEBT SERVICE				State Aid Receivable	14,780.15
Principal Payments	4,500.00			Other Receivables	3,171.76
Interest Payments				Total	606,705.05
DEFERRED CHARGES	62,300.28			LIABILITIES, RESERVES, AND SURPLUS	
SCHOOL, COUNTY, SPECIAL DISTRICT TAXES	2,531,450.75			Cash Liabilities	130,744.54
RESERVE FOR UNCOLLECTED TAXES	158,347.53			Reserves for Receivables	253,180.76
EMERGENCY EMPLOYMENT ACT OF 1971				Surplus Dec. 31,	122,779.75
EXPENDITURES TOTAL	3,506,042.71			Total	606,705.05

2014
Population 1970 22,585
Population 1972 22,910
S & P Rating
Moody Rating A

General Tax Rate Per \$100. 4.96
State Equalized Tax Rate 3.48

ROSELLE BOROUGH — UNION COUNTY
Form of Government:
Borough Council
Number of Members on Governing Body 6

PER CAPITA:
Gross Debt 62.24
Net Debt 28.01
Debt Service 3.35
Total Tax Levy 273.11
Municipal Expenditures 147.34
PER CENT:
Gross Debt .89
Net Debt .40
Tax Levy Collected 97.32
Tax Levy Cancelled, Abated or Adjusted .08

EXPENDITURES		REVENUES-REALIZED		1972 PROPERTY TAX	
GENERAL GOVERNMENT				STATE EQUALIZED TAX RATE — 1.89	
Governing Body & Public Boards		1972 Property Taxes Collected 6,134,389.73		Local District School Taxes	3,435,076.75
Municipal Clerk		1972 Payments in Lieu of Taxes		Regional & Consolidated School Tax	
Financial Administration	6,600.00	Delinquent Tax & Lien Collections 121,356.05		School Taxes in Municipal Budget	
Assessment of Taxes	19,300.00	Business Personalty Replacement Taxes 136,885.00		County Taxes	851,356.11
Collection of Taxes	38,500.00	Taxes from Public Utilities 375,465.28		County Library Taxes	
Planning, Housing & Development	4,100.00	Other Miscellaneous Tax Revenues		Local Municipal Purpose Taxes	1,856,447.84
Human Resources	3,500.00	State Aid Revenues 85,093.08		Veteran & Senior Citizen Taxes	121,850.00
Elections		Federal Aid Revenues 60,797.76		Total Taxes for Rate Computation	6,344,732.70
General Administration (other)	180,750.00	State and Local Fiscal Assistance Act Utilized		Special District Taxes	
JUDICIARY		Sale of Acquired Property 168,830.00		Bank Stock Taxes	4,595.78
Municipal Courts	23,600.00	Other Miscellaneous Revenues 165,951.79		Added and Omitted Taxes	25,149.25
PUBLIC SAFETY		Other Revenues, Revenue Sharing Tax Effort 66,918.40		Total Taxes Levied - ABSTRACT	6,257,027.73
Fire Protection	447,500.00	Total 7,315,747.09		Total Taxes Billed	6,302,475.64
Police Protection	687,200.00	Prior Years Surplus Appropriated 430,000.00		1972 TAXES COLLECTED	6,124,389.73
Civil Defense & Disaster Control	6,700.00	REVENUES TOTAL 7,745,747.09		1972 Taxes Cancelled, Abated or Adjusted	5,003.21
Environmental Inspection & Control	5,325.00	CAPITAL OUTLAY TOTAL 35,210.72		Transfer to Tax Title Liens or Foreclosed	15,018.48
Other Public Safety				Balance Outstanding Dec. 31, 1972	145,064.22
PUBLIC WORKS				PRIOR YEARS TAXES OUTSTANDING	
Streets and Drainage	224,000.00	Public Enterprises 12,195.24		Balance January 1, 1972	152,768.87
Sewers and Sewage Processing	121,700.00	Recreation—Culture		Collected in 1972	116,147.57
Garbage and Trash Disposal	225,400.00	Public Works 27,015.48		Cancelled, Abated or Adjusted 1972	
Public Buildings and Grounds	36,600.00	Buildings and Grounds		Transfers to Tax Title Liens or Foreclosed	14,230.50
Other Public Works		Library and Education		Balance December 31, 1972	62,250.40
HEALTH and WELFARE		Conservation		TAX TITLE LIENS OUTSTANDING	
Health Services Except Environmental	64,425.00	All Other		Balance January 1, 1972	18,577.12
Welfare-Public Assistance	10,600.00	CAPITAL DEBT AUTHORIZED, DECEMBER 31, 1972		Transfers From Taxes	31,055.19
Hospitals, Clinics, First Aid		ISSUED AND UNISSUED GROSS DEBT NET DEBT		Redeemed in 1972	5,208.08
Animal, Insect, & Rodent Control	4,000.00	School 782,000		Cancelled, Abated or Adjusted (1972)	
Other Welfare Services		Self-liquidating 644,004 641,745		Transfers to Foreclosed Property	
RECREATION and CONSERVATION		Other 1,426,004 641,745		Balance December 31, 1972	44,464.23
Beaches and Boardwalks		ISSUED AND OUTSTANDING		PROPERTY ACQUIRED BY DEED OR FORECLOSURE	
Parks, Playgrounds, Shade Trees	28,000.00	School 782,000.00		Balance January 1, 1972	347,653.00
Land Reclamation & Conservation		Self-Liquidating 592,375.00		Transfers From Taxes or Liens	
Other Recreational Services	40,300.00	Other 1,374,375.00		Sale for Cash (1972)	168,830.00
EDUCATION (excluding schools)		EQUALIZED VALUATION BASIS		Cancelled, Abated or Adjusted (1972)	
Libraries	66,700.00	FOR NET DEBT COMPUTATION 159,674,912.67		Balance December 31, 1972	178,823.00
Other Educational Services		REAL PROPERTY VALUATIONS		CURRENT FINANCES DECEMBER 31, 1972	
STATUTORY EXPENDITURES		Code Class # of Parcels % VAL'N ASSESSED VALUATION		ASSETS	
Pensions & F. I. C. A.	205,200.00	1 Vacant Land 211 1.24 1,526,600.00		Cash Dec. 31, 1972	558,342.24
Employee Fringe Benefits	47,500.00	2 Residential 4685 71.04 87,558,800.00		Taxes Receivable	211,454.62
Other Statutory Expenditures		3 Farm 13,932,200.00		Tax Title Liens	44,464.23
MUNICIPAL FUNCTIONS TOTAL 2,707,500.00		4a Commercial 252 11.30 6,585,400.00		Foreclosed Property	178,823.50
CAPITAL IMPROVEMENTS *MEMO* 20,000.00		4b Industrial 69 5.34 13,643,400.00		Emergencies & Other Deferred Charges	6,400.00
DEBT SERVICE		4c Apartments 56 11.07 123,246,400.00		State Aid Receivable	
Principal Payments	49,000.00	Total 5273 123,246,400.00		Other Receivables	4,112.71
Interest Payments	27,700.00	Land Area 2.70 Sq. Miles		Total	1,403,597.30
DEFERRED CHARGES	53,690.44	Net Valuation Taxable-Municipal 127,565,026.00		LIABILITIES, RESERVES, AND SURPLUS	
SCHOOL, COUNTY, SPECIAL DISTRICT TAXES	4,326,434.86	Net Valuation Taxable-County 167,225,691.00		Cash Liabilities	254,671.59
RESERVE FOR UNCOLLECTED TAXES	488,613.08	State Equalization Ratio 70.29		Reserves for Receivables	438,855.06
EMERGENCY EMPLOYMENT ACT OF 1971	48,632.00			Surplus Dec. 31,	670,070.65
EXPENDITURES TOTAL 7,701,570.38				Total	1,403,597.30

2015

Population 1970 14,277
 Population 1972 14,530
 S & P Rating
 Moody Rating

General Tax Rate Per \$100. 6.10
 State Equalized Tax Rate 3.15

ROSELLE PARK BOROUGH — UNION COUNTY

Form of Government:

Borough Council

Number of Members on Governing Body 6

PER CAPITA:

Gross Debt 257.43
 Net Debt 130.31
 Debt Service 1.30
 Total Tax Levy 266.84
 Municipal Expenditures 108.86

PER CENT:

Gross Debt 3.50
 Net Debt 1.77
 Tax Levy Collected 97.84
 Tax Levy Cancelled, Abated or Adjusted .05

EXPENDITURES		REVENUES-REALIZED		1972 PROPERTY TAX	
GENERAL GOVERNMENT				STATE EQUALIZED TAX RATE →	
Governing Body & Public Boards		1972 Property Taxes Collected	3,826,586.96	Local District School Taxes 1.89	2,365,546.50
Municipal Clerk		1972 Payments in Lieu of Taxes		Regional & Consolidated School Tax	
Financial Administration	76,322.00	Delinquent Tax & Lien Collections	49,755.76	School Taxes in Municipal Budget	
Assessment of Taxes	24,885.00	Business Personalty Replacement Taxes	77,573.27	County Taxes .44	555,314.19
Collection of Taxes	2,560.00	Taxes from Public Utilities	186,138.13	County Library Taxes	
Planning, Housing & Development		Other Miscellaneous Tax Revenues		Local Municipal Purpose Taxes .75	542,218.80
Human Resources		State Aid Revenues	60,992.56	Veteran & Senior Citizen Taxes .06	79,080.00
Elections		Federal Aid Revenues	4,305.00	Total Taxes for Rate Computation 3.14	3,542,259.49
General Administration (other)	122,405.00	State and Local Fiscal Assistance Act Utilized		Special District Taxes	
JUDICIARY		Sale of Acquired Property		Bank Stock Taxes	2,478.73
Municipal Courts	15,120.00	Other Miscellaneous Revenues	61,128.43	Added and Omitted Taxes	11,556.10
PUBLIC SAFETY		Other Revenues, Revenue Sharing Tax Effort	28,305.45	Total Taxes Levied - ABSTRACT	3,877,254.32
Fire Protection	78,126.00	Total	4,294,785.56	Total Taxes Billed	3,510,534.32
Police Protection	374,368.00	Prior Years Surplus Appropriated	203,000.00	1972 TAXES COLLECTED	3,826,586.96
Civil Defense & Disaster Control	5,080.00	REVENUES TOTAL	4,497,785.96	1972 Taxes Cancelled, Abated or Adjusted	1,650.10
Environmental Inspection & Control	4,432.00			Transfer to Tax Title Liens or Foreclosed	5,643.80
Other Public Safety	7,305.00			Balance Outstanding Dec. 31, 1972	76,653.46
PUBLIC WORKS		CAPITAL OUTLAY TOTAL	101,984.25	PRIOR YEARS TAXES OUTSTANDING	
Streets and Drainage	275,691.00	Public Enterprises	1,845.00	Balance January 1, 1972	34,416.77
Sewers and Sewage Processing	3,000.00	Recreation—Culture	5,084.32	Collected in 1972	34,416.77
Garbage and Trash Disposal	140,610.00	Public Works	95,041.81	Cancelled, Abated or Adjusted 1972	
Public Buildings and Grounds	36,521.00	Buildings and Grounds	13.12	Transfers to Tax Title Liens or Foreclosed	
Other Public Works		Library and Education		Balance December 31, 1972	
HEALTH and WELFARE		Conservation		TAX TITLE LIENS OUTSTANDING	
Health Services Except Environmental	25,654.00	All Other		Balance January 1, 1972	26,168.25
Welfare-Public Assistance	5,592.00			Transfers From Taxes	5,643.80
Hospitals, Clinics, First Aid				Redeemed in 1972	15,338.99
Animal, Insect, & Rodent Control	70.00			Cancelled, Abated or Adjusted (1972)	
Other Welfare Services				Transfers to Foreclosed Property	
RECREATION and CONSERVATION				Balance December 31, 1972	16,673.06
Beaches and Boardwalks				PROPERTY ACQUIRED BY DEED OR FORECLOSURE	
Parks, Playgrounds, Shade Trees	43,035.00			Balance January 1, 1972	17,650.00
Land Reclamation & Conservation	8,610.00			Transfers From Taxes or Liens	
Other Recreational Services	1,500.00			Sale for Cash (1972)	
EDUCATION (excluding schools)				Cancelled, Abated or Adjusted (1972)	
Libraries	41,640.00			Balance December 31, 1972	17,650.00
Other Educational Services				CURRENT FINANCES DECEMBER 31, 1972	
STATUTORY EXPENDITURES				ASSETS	
Pensions & F. I. C. A.	87,640.00			Cash Dec. 31, 1972	272,769.17
Employee Fringe Benefits	25,890.00			Taxes Receivable	76,653.46
Other Statutory Expenditures				Tax Title Liens	16,673.06
MUNICIPAL FUNCTIONS				Foreclosed Property	17,650.00
CAPITAL IMPROVEMENTS	56,500.00			Emergencies & Other Deferred Charges	80,100.00
DEBT SERVICE				State Aid Receivable	14,492.50
Principal Payments	9,000.00			Other Receivables	4,332.31
Interest Payments	9,540.00			Total	482,670.90
DEFERRED CHARGES				LIABILITIES, RESERVES, AND SURPLUS	
SCHOOL, COUNTY, SPECIAL DISTRICT TAXES	2,920,860.69			Cash Liabilities	157,010.87
RESERVE FOR UNCOLLECTED TAXES	134,428.97			Reserves for Receivables	115,308.83
EMERGENCY EMPLOYMENT ACT OF 1971				Surplus Dec. 31,	210,351.20
EXPENDITURES TOTAL	4,502,585.66			Total	482,670.90

1971/3000

1436

Population 1970 15,754
 Population 1972 16,920
 S & P Rating A
 Moody Rating BAA-1

General Tax Rate Per \$100. 5.26
 State Equalized Tax Rate 3.17

ROXBURY TOWNSHIP — MORRIS COUNTY

Form of Government:
 Township Committee
 Number of Members on Governing Body 5

PER CAPITA:
 Gross Debt 1,198.76
 Net Debt 366.03
 Debt Service .08
 Total Tax Levy 414.58
 Municipal Expenditures 110.92

PER CENT:
 Gross Debt 11.19
 Net Debt 3.42
 Tax Levy Collected 96.33
 Tax Levy Cancelled, Abated or Adjusted .21

EXPENDITURES		REVENUES-REALIZED		1972 PROPERTY TAX	
GENERAL GOVERNMENT				STATE EQUALIZED TAX RATE —→	
Governing Body & Public Boards		1972 Property Taxes Collected	6,764,521.09	Local District School Taxes 2.35	5,259,537.25
Municipal Clerk		1972 Payments in Lieu of Taxes		Regional & Consolidated School Tax	
Financial Administration	14,280.00	Delinquent Tax & Lien Collections	213,695.17	School Taxes in Municipal Budget	
Assessment of Taxes	19,550.00	Business Personalty Replacement Taxes	275,211.71	County Taxes .39	865,165.85
Collection of Taxes	31,295.30	Taxes from Public Utilities	257,439.18	County Library Taxes .03	63,924.27
Planning, Housing & Development	30,629.00	Other Miscellaneous Tax Revenues		Local Municipal Purpose Taxes .31	683,423.73
Human Resources		State Aid Revenues	78,314.71	Veteran & Senior Citizen Taxes .04	96,580.00
Elections	2,293.70	Federal Aid Revenues	17,571.17	Total Taxes for Rate Computation 3.16	6,566,631.10
General Administration (other)	155,454.33	State and Local Fiscal Assistance Act Utilized		Special District Taxes	
JUDICIARY		Sale of Acquired Property	4,000.00	Bank Stock Taxes	12,584.53
Municipal Courts	21,850.00	Other Miscellaneous Revenues	82,181.18	Added and Omitted Taxes	129,588.49
PUBLIC SAFETY		Other Revenues, Revenue Sharing Tax Effort	97,545.11	Total Taxes Levied - ABSTRACT	7,014,624.12
Fire Protection	30,243.00	Total	7,791,479.32	Total Taxes Billed	7,022,186.65
Police Protection	293,100.68	Prior Years Surplus Appropriated	575,000.00	1972 TAXES COLLECTED	6,764,521.09
Civil Defense & Disaster Control	5,400.00	REVENUES TOTAL	8,366,479.32	1972 Taxes Cancelled, Abated or Adjusted	15,046.84
Environmental Inspection & Control	11,040.00	CAPITAL OUTLAY TOTAL	1,040,425.56	Transfer to Tax Title Liens or Foreclosed	10,370.81
Other Public Safety				Balance Outstanding Dec. 31, 1972	232,247.51
PUBLIC WORKS				PRIOR YEARS TAXES OUTSTANDING	
Streets and Drainage	334,800.56	Public Enterprises		Balance January 1, 1972	186,793.01
Sewers and Sewage Processing	10,000.00	Recreation—Culture		Collected in 1972	183,307.04
Garbage and Trash Disposal	114,020.92	Public Works	551,025.96	Cancelled, Abated or Adjusted 1972	1,106.10
Public Buildings and Grounds	44,200.00	Buildings and Grounds	85,400.00	Transfers to Tax Title Liens or Foreclosed	1,293.55
Other Public Works		Library and Education		Balance December 31, 1972	1,086.28
HEALTH and WELFARE		Conservation		TAX TITLE LIENS OUTSTANDING	
Health Services Except Environmental	44,475.00	All Other		Balance January 1, 1972	55,623.07
Welfare-Public Assistance	10,610.00	CAPITAL DEBT AUTHORIZED, DECEMBER 31, 1972		Transfers From Taxes	11,502.03
Hospitals, Clinics, First Aid	2,000.00	ISSUED AND UNISSUED GROSS DEBT NET DEBT		Redeemed in 1972	30,388.13
Animal, Insect, & Rodent Control	2,104.55	School 11,184,000 3,930,738		Cancelled, Abated or Adjusted (1972)	6,937.29
Other Welfare Services		Self-liquidating 8,599,000 1,762,456		Transfers to Foreclosed Property	34,199.68
RECREATION and CONSERVATION		Other 500,000 500,000		Balance December 31, 1972	
Beaches and Boardwalks		Total 20,283,000 6,193,234		PROPERTY ACQUIRED BY DEED OR	
Parks, Playgrounds, Shade Trees	51,175.00	ISSUED AND OUTSTANDING		FORECLOSURE	
Land Reclamation & Conservation	1,200.00	School 11,184,000.00		Balance January 1, 1972	38,022.55
Other Recreational Services	10,805.00	Self-Liquidating 6,143,000.00		Transfers From Taxes or Liens	6,937.29
EDUCATION (excluding schools)		Other		Sale for Cash (1972)	4,000.00
Libraries	45,812.00	Total 17,327,000.00		Cancelled, Abated or Adjusted (1972)	2,650.00
Other Educational Services	250.00	EQUALIZED VALUATION BASIS		Balance December 31, 1972	38,310.24
STATUTORY EXPENDITURES		FOR NET DEBT COMPUTATION	181,331,540.67	CURRENT FINANCES DECEMBER 31, 1972	
Pensions & F. I. C. A.	75,553.60	REAL PROPERTY VALUATIONS		ASSETS	
Employee Fringe Benefits		Code Class # of Parcels % VAL'N		Cash Dec. 31, 1972	1,221,474.06
Other Statutory Expenditures		1 Vacant Land 1194 6.09		Taxes Receivable	233,334.19
MUNICIPAL FUNCTIONS TOTAL	1,402,542.70	2 Residential 4629 73.42		Tax Title Liens	24,199.68
CAPITAL IMPROVEMENTS *MEMO*	500,000.00	3 Farm 23 .65		Foreclosed Property	38,310.24
DEBT SERVICE		4a Commercial 222 13.70		Emergencies & Other Deferred Charges	57,409.61
Principal Payments		4b Industrial 17 6.14		State Aid Receivable	30,202.00
Interest Payments	1,271.99	4c Apartments		Other Receivables	10,348.56
DEFERRED CHARGES	32,096.86	6085 Total	123,450,570.00	Total	1,625,278.34
SCHOOL, COUNTY, SPECIAL DISTRICT TAXES	6,188,627.37	Land Area 21.46 Sq. Miles		LIABILITIES, RESERVES, AND SURPLUS	
RESERVE FOR UNCOLLECTED TAXES	421,521.00	Net Valuation Taxable-Municipal	132,620,505.00	Cash Liabilities	572,451.80
EMERGENCY EMPLOYMENT ACT OF 1971	19,109.32	Net Valuation Taxable-County	210,895,829.00	Reserves for Receivables	316,192.67
EXPENDITURES TOTAL	8,065,565.24	State Equalization Ratio	60.27	Surplus Dec. 31,	736,633.87
				Total	1,625,278.34

1342

Population 1970 7,421
 Population 1972 7,505
 S & P Rating A
 Moody Rating A

General Tax Rate Per \$100. 3.53
 State Equalized Tax Rate 3.52

RUMSON BOROUGH — MONMOUTH COUNTY
 Form of Government:
 Borough Council
 Number of Members on Governing Body 6

PER CAPITA:
 Gross Debt 1,203.06
 Net Debt 950.25
 Debt Service 56.75
 Total Tax Levy 584.43
 Municipal Expenditures 255.41

PER CENT:
 Gross Debt 7.81
 Net Debt 6.17
 Tax Levy Collected 94.84
 Tax Levy Cancelled, Abated or Adjusted .23

EXPENDITURES		REVENUES-REALIZED		1972 PROPERTY TAX	
GENERAL GOVERNMENT				STATE EQUALIZED TAX RATE	
Governing Body & Public Boards		1972 Property Taxes Collected	4,160,480.32	Local District School Taxes .96	1,155,217.00
Municipal Clerk		1972 Payments in Lieu of Taxes		Regional & Consolidated School Tax .57	1,207,820.64
Financial Administration	4,385.85	Delinquent Tax & Lien Collections	198,551.95	School Taxes in Municipal Budget	
Assessment of Taxes	41,052.12	Business Personalty Replacement Taxes	12,453.57	County Taxes .63	750,031.87
Collection of Taxes	17,600.00	Taxes from Public Utilities	156,771.08	County Library Taxes .02	25,782.30
Planning, Housing & Development	7,465.00	Other Miscellaneous Tax Revenues		Local Municipal Purpose Taxes .90	1,128,226.41
Human Resources	21,510.00	State Aid Revenues	31,399.03	Veteran & Senior Citizen Taxes .04	48,620.00
Elections	1,424.50	Federal Aid Revenues		Total Taxes for Rate Computation 3.52	4,359,658.22
General Administration (other)	50,455.00	State and Local Fiscal Assistance Act Utilized		Special District Taxes	
JUDICIARY		Sale of Acquired Property	288,670.23	Bank Stock Taxes	1,713.91
Municipal Courts	7,700.00	Other Miscellaneous Revenues	76,451.76	Added and Omitted Taxes.	33,363.68
PUBLIC SAFETY		Other Revenues, Revenue Sharing Tax Effort	4,924,777.94	Total Taxes Levied - ABSTRACT	4,386,155.81
Fire Protection	31,575.00	Total	5,254,777.54	Total Taxes Billed	4,160,480.32
Police Protection	213,312.00	Prior Years Surplus Appropriated		1972 TAXES COLLECTED	
Civil Defense & Disaster Control	100.00	REVENUES TOTAL	1,478,556.20	1972 Taxes Cancelled, Abated or Adjusted	10,061.83
Environmental Inspection & Control		CAPITAL OUTLAY TOTAL	1,478,556.20	Transfer to Tax Title Liens or Foreclosed	3,358.18
Other Public Safety				Balance Outstanding Dec. 31, 1972	212,619.14
PUBLIC WORKS				PRIOR YEARS TAXES OUTSTANDING	
Streets and Drainage	240,505.00	Public Enterprises	1,478,556.20	Balance January 1, 1972	253,293.55
Sewers and Sewage Processing	28,250.00	Recreation—Culture		Collected in 1972	158,551.55
Garbage and Trash Disposal	67,000.00	Public Works		Cancelled, Abated or Adjusted 1972	
Public Buildings and Grounds	15,125.00	Buildings and Grounds		Transfers to Tax Title Liens or Foreclosed	4,525.63
Other Public Works	155,186.00	Library and Education		Balance December 31, 1972	50,215.97
HEALTH and WELFARE		Conservation		TAX TITLE LIENS OUTSTANDING	
Health Services Except Environmental	11,690.00	All Other		Balance January 1, 1972	
Welfare-Public Assistance	3,025.00	CAPITAL DEBT AUTHORIZED, DECEMBER 31, 1972		Transfers From Taxes	8,577.23
Hospitals, Clinics, First Aid	3,000.00	ISSUED AND UNISSUED GROSS DEBT		Redeemed in 1972	
Animal, Insect, & Rodent Control		School	1,893,997	Cancelled, Abated or Adjusted (1972)	
Other Welfare Services		Self-liquidating	7,135,000	Transfers to Foreclosed Property	
RECREATION and CONSERVATION		Other	7,131,600	Balance December 31, 1972	8,577.23
Beaches and Boardwalks		Total	9,028,997	PROPERTY ACQUIRED BY DEED OR FORECLOSURE	
Parks, Playgrounds, Shade Trees	12,170.00	ISSUED AND OUTSTANDING		Balance January 1, 1972	5,800.00
Land Reclamation & Conservation	727.50	School	1,853,997.56	Transfers From Taxes or Liens	
Other Recreational Services	21,050.00	Self-Liquidating	6,545,000.00	Sale for Cash (1972)	
EDUCATION (excluding schools)		Other	6,838,997.56	Cancelled, Abated or Adjusted (1972)	
Libraries	20,000.00	Total	115,565,749.67	Balance December 31, 1972	5,800.00
Other Educational Services		EQUALIZED VALUATION BASIS		CURRENT FINANCES DECEMBER 31, 1972	
STATUTORY EXPENDITURES		FOR NET DEBT COMPUTATION		ASSETS	
Pensions & F. I. C. A.	77,800.00	REAL PROPERTY VALUATIONS		Cash Dec. 31, 1972	1,774,414.22
Employee Fringe Benefits	17,600.00	Code Class # of Parcels % VAL'N		Taxes Receivable	263,035.11
Other Statutory Expenditures		1 Vacant Land 222 4.18	4,637,200.00	Tax Title Liens	8,577.23
MUNICIPAL FUNCTIONS		2 Residential 2140 90.66	100,638,400.00	Foreclosed Property	5,800.00
CAPITAL IMPROVEMENTS		3 Farm 1 .01	13,000.00	Emergencies & Other Deferred Charges	81,000.00
DEBT SERVICE		4a Commercial 85 4.92	5,465,200.00	State Aid Receivable	
Principal Payments	100,000.00	4b Industrial		Other Receivables	555.87
Interest Payments	325,882.50	4c Apartments 4 .23	251,000.00	Total	2,133,382.43
		2452 Total	111,004,800.00	LIABILITIES, RESERVES, AND SURPLUS	
DEFERRED CHARGES		Land Area 5.20 Sq. Miles		Cash Liabilities	254,837.14
SCHOOL, COUNTY, SPECIAL DISTRICT TAXES	46,125.00	Net Valuation Taxable-Municipal	111,818,578.00	Reserves for Receivables	277,968.21
RESERVE FOR UNCOLLECTED TAXES	3,222,851.81	Net Valuation Taxable-County	118,072,543.00	Surplus Dec. 31,	1,600,577.08
EMERGENCY EMPLOYMENT ACT OF 1971	284,685.82	State Equalization Ratio	89.64	Total	2,133,382.43
EXPENDITURES					
TOTAL	5,139,697.10				

0430

Population 1970 10,475
 Population 1972 10,675
 S & P Rating
 Moody Rating

General Tax Rate Per \$100. 4.96
 State Equalized Tax Rate 3.32

RUNNEMEDE BOROUGH — CAMDEN COUNTY

Form of Government:

Borough Council

Number of Members on Governing Body 6

PER CAPITA:

Gross Debt 104.77
 Net Debt 20.19
 Debt Service 1.60
 Total Tax Levy 186.19
 Municipal Expenditures 65.92

PER CENT:

Gross Debt 2.09
 Net Debt .40
 Tax Levy Collected 97.81
 Tax Levy Cancelled, Abated or Adjusted .04

EXPENDITURES		REVENUES-REALIZED		1972 PROPERTY TAX	
GENERAL GOVERNMENT				STATE EQUALIZED TAX RATE — .94	
Governing Body & Public Boards		1972 Property Taxes Collected 1,543,187.34		Local District School Taxes .94	575,366.50
Municipal Clerk		1972 Payments in Lieu of Taxes 15,090.83		Regional & Consolidated School Tax .89	544,351.43
Financial Administration 5,460.00		Delinquent Tax & Lien Collections 33,104.74		School Taxes in Municipal Budget	
Assessment of Taxes 5,550.00		Business Personalty Replacement Taxes 46,530.28		County Taxes .96	582,782.94
Collection of Taxes 20,590.00		Taxes from Public Utilities 167,627.61		County Library Taxes	
Planning, Housing & Development 5,128.05		Other Miscellaneous Tax Revenues		Local Municipal Purpose Taxes .42	256,583.74
Human Resources		State Aid Revenues 52,644.08		Veteran & Senior Citizen Taxes .11	68,020.00
Elections 1,350.00		Federal Aid Revenues 35,260.21		Total Taxes for Rate Computation 3.32	2,027,104.61
General Administration (other) 64,655.00		State and Local Fiscal Assistance Act Utilized		Special District Taxes	
JUDICIARY		Sale of Acquired Property		Bank Stock Taxes	4,416.26
Municipal Courts 5,480.00		Other Miscellaneous Revenues 28,826.78		Added and Omitted Taxes	24,055.20
PUBLIC SAFETY		Other Revenues, Revenue Sharing Tax Effort 14,800.63		Total Taxes Levied - ABSTRACT	1,587,556.07
Fire Protection 21,526.24		TOTAL 2,341,072.50		Total Taxes Billed	1,586,636.90
Police Protection 202,474.14		Prior Years Surplus Appropriated 125,000.00		1972 TAXES COLLECTED	1,543,187.34
Civil Defense & Disaster Control 775.00		REVENUES TOTAL 2,466,072.50		1972 Taxes Cancelled, Abated or Adjusted	712.00
Environmental Inspection & Control 3,500.00		CAPITAL OUTLAY TOTAL 70,461.64		Transfer to Tax Title Liens or Foreclosed	74.40
Other Public Safety				Balance Outstanding Dec. 31, 1972	42,663.16
PUBLIC WORKS				PRIOR YEARS TAXES OUTSTANDING	
Streets and Drainage 128,006.89		Public Enterprises		Balance January 1, 1972	33,263.44
Sewers and Sewage Processing		Recreation—Culture		Collected in 1972	33,104.74
Garbage and Trash Disposal 9,000.00		Public Works		Cancelled, Abated or Adjusted 1972	
Public Buildings and Grounds		Buildings and Grounds		Transfers to Tax Title Liens or Foreclosed	
Other Public Works 13,566.33		Library and Education		Balance December 31, 1972	158.70
HEALTH and WELFARE		Conservation		TAX TITLE LIENS OUTSTANDING	
Health Services Except Environmental 3,165.18		All Other		Balance January 1, 1972	405.00
Welfare-Public Assistance 2,283.27		CAPITAL DEBT AUTHORIZED, DECEMBER 31, 1972		Transfers From Taxes	74.40
Hospitals, Clinics, First Aid		ISSUED AND UNISSUED GROSS DEBT NET DEBT		Redeemed in 1972	
Animal, Insect, & Rodent Control		School 902,843		Cancelled, Abated or Adjusted (1972)	
Other Welfare Services		Self-liquidating 215,580		Transfers to Foreclosed Property	
RECREATION and CONSERVATION		Other 215,580		Balance December 31, 1972	479.40
Beaches and Boardwalks		Total 1,118,423		PROPERTY ACQUIRED BY DEED OR FORECLOSURE	
Parks, Playgrounds, Shade Trees		ISSUED AND OUTSTANDING		Balance January 1, 1972	26,849.80
Land Reclamation & Conservation		School 902,843.33		Transfers From Taxes or Liens	
Other Recreational Services 20,800.00		Self-liquidating		Sale for Cash (1972)	
EDUCATION (excluding schools)		Other 159,000.00		Cancelled, Abated or Adjusted (1972)	
Libraries 9,000.00		Total 1,061,843.33		Balance December 31, 1972	26,849.80
Other Educational Services		EQUALIZED VALUATION BASIS FOR NET DEBT COMPUTATION 53,863,174.33		CURRENT FINANCES DECEMBER 31, 1972	
STATUTORY EXPENDITURES		REAL PROPERTY VALUATIONS		ASSETS	
Pensions & F. I. C. A. 16,600.00		Code Class # of Parcels % VAL'N		Cash Dec. 31, 1972	372,424.50
Employee Fringe Benefits 13,100.00		1 Vacant Land 118 .84		Taxes Receivable	42,821.86
Other Statutory Expenditures		2 Residential 2322 70.84		Tax Title Liens	479.40
MUNICIPAL FUNCTIONS TOTAL 552,810.10		3 Farm		Foreclosed Property	26,849.80
CAPITAL IMPROVEMENTS *MEMO* 48,457.43		4a Commercial 156 13.29		Emergencies & Other Deferred Charges	12,909.70
DEBT SERVICE		4b Industrial 8 2.35		State Aid Receivable	30,000.00
Principal Payments 15,000.00		4c Apartments 22 12.68		Other Receivables	4,123.49
Interest Payments 2,100.00		2626 Total 40,132,800.00		Total	489,608.75
DEFERRED CHARGES 11,808.44		Land Area 2.00 Sq. Miles		LIABILITIES, RESERVES, AND SURPLUS	
SCHOOL, COUNTY, SPECIAL DISTRICT TAXES 1,702,500.87		Net Valuation Taxable-Municipal 40,841,482.00		Cash Liabilities	183,567.75
RESERVE FOR UNCOLLECTED TAXES 86,156.80		Net Valuation Taxable-County 56,542,742.00		Reserves for Receivables	74,274.55
EMERGENCY EMPLOYMENT ACT OF 1971 35,740.53		State Equalization Ratio 66.54		Surplus Dec. 31,	231,366.41
EXPENDITURES TOTAL 2,406,156.74				Total	489,608.75

0256

Population 1970 20,802
 Population 1972 20,870
 S & P Rating
 Moody Rating

General Tax Rate Per \$100. 3.35
 State Equalized Tax Rate 2.90

RUTHERFORD BOROUGH — BERGEN COUNTY
 Form of Government:
 Borough Council
 Number of Members on Governing Body 6

PER CAPITA: 22.62
 Gross Debt 4.79
 Net Debt
 Debt Service 288.10
 Total Tax Levy 131.97
 Municipal Expenditures

PER CENT: .25
 Gross Debt .05
 Net Debt
 Tax Levy Collected 98.27
 Tax Levy Cancelled, Abated or Adjusted .52

EXPENDITURES		REVENUES-REALIZED		1972 PROPERTY TAX	
GENERAL GOVERNMENT				STATE EQUALIZED TAX RATE 1.65	
Governing Body & Public Boards		1972 Property Taxes Collected 5,918,435.52		Local District School Taxes 3,448,291.00	
Municipal Clerk		1972 Payments in Lieu of Taxes 4,342.32		Regional & Consolidated School Tax	
Financial Administration	8,500.00	Delinquent Tax & Lien Collections 64,633.64		School Taxes in Municipal Budget	
Assessment of Taxes	22,636.00	Business Personalty Replacement Taxes 89,362.20		County Taxes .36	
Collection of Taxes	32,318.00	Taxes from Public Utilities 294,441.06		County Library Taxes	
Planning, Housing & Development	7,510.00	Other Miscellaneous Tax Revenues		Local Municipal Purpose Taxes .84	
Human Resources	21,151.00	State Aid Revenues 81,142.21		Veteran & Senior Citizen Taxes .05	
Elections		Federal Aid Revenues 52,456.61		Total Taxes for Rate Computation 2.90	
General Administration (other)	228,916.00	State and Local Fiscal Assistance Act Utilized		Special District Taxes	
JUDICIARY		Sale of Acquired Property		Bank Stock Taxes 26,547.57	
Municipal Courts	46,523.00	Other Miscellaneous Revenues 251,535.67		Added and Omitted Taxes 20,367.19	
PUBLIC SAFETY		Other Revenues, Revenue Sharing Tax Effort 46,813.08		Total Taxes Levied - ABSTRACT 6,012,750.02	
Fire Protection	56,815.00	Total 6,803,162.71		Total Taxes Billed 6,022,454.57	
Police Protection	666,471.00	Prior Years Surplus Appropriated 320,000.00		1972 TAXES COLLECTED 5,918,435.52	
Civil Defense & Disaster Control	3,700.00	REVENUES TOTAL 7,123,162.71		1972 Taxes Cancelled, Abated or Adjusted 31,387.32	
Environmental Inspection & Control		CAPITAL OUTLAY TOTAL 182,869.62		Transfer to Tax Title Liens or Foreclosed 9,512.90	
Other Public Safety	69,200.00	Public Enterprises		Balance Outstanding Dec. 31, 1972 62,718.83	
PUBLIC WORKS		Recreation—Culture 1,746.76		PRIOR YEARS TAXES OUTSTANDING	
Streets and Drainage	262,766.00	Public Works 4,237.59		Balance January 1, 1972 62,511.17	
Sewers and Sewage Processing	17,626.00	Buildings and Grounds 176,885.27		Collected in 1972 59,580.80	
Garbage and Trash Disposal	221,555.00	Library and Education		Cancelled, Abated or Adjusted 1972	
Public Buildings and Grounds	76,719.00	Conservation		Transfers to Tax Title Liens or Foreclosed 758.92	
Other Public Works		All Other		Balance December 31, 1972 1,771.45	
HEALTH and WELFARE		CAPITAL DEBT AUTHORIZED, DECEMBER 31, 1972		TAX TITLE LIENS OUTSTANDING	
Health Services Except Environmental	66,524.00	ISSUED AND UNISSUED GROSS DEBT NET DEBT		Balance January 1, 1972 24,744.55	
Welfare-Public Assistance	9,560.00	School 372,000		Transfers From Taxes 10,776.11	
Hospitals, Clinics, First Aid		Self-liquidating 100,000 100,000		Redeemed in 1972 4,652.84	
Animal, Insect, & Rodent Control		Other 100,000 100,000		Cancelled, Abated or Adjusted (1972)	
Other Welfare Services		Total 472,000 100,000		Transfers to Foreclosed Property	
RECREATION and CONSERVATION		ISSUED AND OUTSTANDING		Balance December 31, 1972 20,868.22	
Beaches and Boardwalks		School 372,000.00		PROPERTY ACQUIRED BY DEED OR FORECLOSURE	
Parks, Playgrounds, Shade Trees	111,554.00	Self-Liquidating 100,000.00		Balance January 1, 1972 8,525.00	
Land Reclamation & Conservation		Other 100,000.00		Transfers From Taxes or Liens	
Other Recreational Services	91,245.00	Total 472,000.00		Sale for Cash (1972)	
EDUCATION (excluding schools)		EQUALIZED VALUATION BASIS FOR NET DEBT COMPUTATION 188,416,291.00		Cancelled, Abated or Adjusted (1972)	
Libraries	132,910.00	REAL PROPERTY VALUATIONS		Balance December 31, 1972 8,525.00	
Other Educational Services	2,000.00	Code Class # of Parcels % VAL'N ASSESSED VALUATION		CURRENT FINANCES DECEMBER 31, 1972	
STATUTORY EXPENDITURES		1 Vacant Land 150 2.45 4,327,200.00		ASSETS	
Pensions & F. I. C. A.	206,585.00	2 Residential 4450 72.70 128,356,600.00		Cash Dec. 31, 1972 834,086.48	
Employee Fringe Benefits	58,000.00	3 Farm		Taxes Receivable 64,490.28	
Other Statutory Expenditures		4a Commercial 224 5.79 17,283,800.00		Tax Title Liens 20,868.22	
MUNICIPAL FUNCTIONS TOTAL 2,460,828.00		4b Industrial 26 6.81 12,031,100.00		Foreclosed Property 8,525.00	
CAPITAL IMPROVEMENTS *MEMO* 258,572.00		4c Apartments 45 8.25 14,566,400.00		Emergencies & Other Deferred Charges	
DEBT SERVICE		4895 Total 176,565,100.00		State Aid Receivable 13,767.12	
Principal Payments		Land Area 2.60 Sq. Miles		Other Receivables 3,000.00	
Interest Payments		Net Valuation Taxable-Municipal 181,242,681.00		Total 554,737.10	
DEFERRED CHARGES		Net Valuation Taxable-County 195,630,327.00		LIABILITIES, RESERVES, AND SURPLUS	
SCHOOL, COUNTY, SPECIAL DISTRICT TAXES	4,156,708.59	State Equalization Ratio 86.59		Cash Liabilities 371,289.43	
RESERVE FOR UNCOLLECTED TAXES	239,061.09			Reserves for Receivables 107,408.50	
EMERGENCY EMPLOYMENT ACT OF 1971	54,258.55			Surplus Dec. 31, 476,039.17	
EXPENDITURES TOTAL 6,950,856.23				Total 554,737.10	

0257

Population 1970 **15,975**
 Population 1972 **16,320**
 S & P Rating **BAB**
 Moody Rating **RAA**

General Tax Rate Per \$100. **3.60**
 State Equalized Tax Rate **2.69**

SADDLE BROOK TOWNSHIP — BERGEN COUNTY

Form of Government:

Mayor-Council Plan B (OMCL50)

Number of Members on Governing Body 7

PER CAPITA:

Gross Debt **432.94**
 Net Debt **291.56**
 Debt Service **24.17**
 Total Tax Levy **306.27**
 Municipal Expenditures **152.93**

PER CENT:

Gross Debt **4.10**
 Net Debt **2.76**
 Tax Levy Collected **97.23**
 Tax Levy Cancelled, Abated or Adjusted **.28**

EXPENDITURES		REVENUES-REALIZED		1972 PROPERTY TAX	
GENERAL GOVERNMENT				STATE EQUALIZED TAX RATE 1.60	
Governing Body & Public Boards	2,650.00	1972 Property Taxes Collected	4,872,885.47	Local District School Taxes	2,564,299.35
Municipal Clerk		1972 Payments in Lieu of Taxes		Regional & Consolidated School Tax	
Financial Administration	34,077.00	Delinquent Tax & Lien Collections	106,137.18	School Taxes in Municipal Budget	
Assessment of Taxes	5,110.00	Business Personalty Replacement Taxes	247,566.40	County Taxes	712,551.88
Collection of Taxes	15,055.00	Taxes from Public Utilities	280,757.97	County Library Taxes	
Planning, Housing & Development	1,010.00	Other Miscellaneous Tax Revenues		Local Municipal Purpose Taxes	1,202,546.11
Human Resources		State Aid Revenues	130,593.95	Veteran & Senior Citizen Taxes	103,620.00
Elections	2,900.00	Federal Aid Revenues	99,636.20	Total Taxes for Rate Computation	5,003,417.34
General Administration (other)	142,050.00	State and Local Fiscal Assistance Act Utilized		Special District Taxes	
JUDICIARY		Sale of Acquired Property		Bank Stock Taxes	11,075.44
Municipal Courts	5,380.00	Other Miscellaneous Revenues	254,490.08	Added and Omitted Taxes	87,430.82
PUBLIC SAFETY		Other Revenues, Revenue Sharing Tax Effort	41,752.25	Total Taxes Levied - ABSTRACT	4,958,303.60
Fire Protection	52,255.00	Total	6,033,819.50	Total Taxes Billed	5,011,452.24
Police Protection	393,373.00	Prior Years Surplus Appropriated	208,289.82	1972 TAXES COLLECTED	4,872,885.47
Civil Defense & Disaster Control	5,720.00	REVENUES TOTAL	6,242,109.32	1972 Taxes Cancelled, Abated or Adjusted	14,276.17
Environmental Inspection & Control	14,047.00	CAPITAL OUTLAY TOTAL	258,029.90	Transfer to Tax Title Liens or Foreclosed	3,546.00
Other Public Safety				Balance Outstanding Dec. 31, 1972	120,344.60
PUBLIC WORKS				PRIOR YEARS TAXES OUTSTANDING	
Streets and Drainage	235,667.00	Public Enterprises	658.61	Balance January 1, 1972	111,554.35
Sewers and Sewage Processing	105,357.07	Recreation—Culture		Collected in 1972	95,779.00
Garbage and Trash Disposal	175,000.00	Public Works	254,263.01	Cancelled, Abated or Adjusted 1972	1,498.39
Public Buildings and Grounds	35,168.00	Buildings and Grounds	3,108.28	Transfers to Tax Title Liens or Foreclosed	1,427.54
Other Public Works	12,200.00	Library and Education		Balance December 31, 1972	8,849.02
HEALTH and WELFARE		Conservation		TAX TITLE LIENS OUTSTANDING	
Health Services Except Environmental	15,570.00	All Other		Balance January 1, 1972	12,286.28
Welfare-Public Assistance	4,800.00	CAPITAL DEBT AUTHORIZED, DECEMBER 31, 1972		Transfers From Taxes	5,568.27
Hospitals, Clinics, First Aid		ISSUED AND UNISSUED		Redeemed in 1972	6,358.18
Animal, Insect, & Rodent Control		School	1,876,000	Cancelled, Abated or Adjusted (1972)	
Other Welfare Services		Self-liquidating	165,050	Transfers to Foreclosed Property	
RECREATION and CONSERVATION		Other	5,020,565	Balance December 31, 1972	11,496.37
Beaches and Boardwalks		Total	7,065,615	PROPERTY ACQUIRED BY DEED OR	
Parks, Playgrounds, Shade Trees	43,000.00	ISSUED AND OUTSTANDING		FORECLOSURE	
Land Reclamation & Conservation	10,135.55	School	1,876,000.00	Balance January 1, 1972	34,649.00
Other Recreational Services	5,300.00	Self-liquidating	4,500.00	Transfers From Taxes or Liens	
EDUCATION (excluding schools)		Other	4,941,524.00	Sale for Cash (1972)	
Libraries	60,732.00	Total	6,822,024.00	Cancelled, Abated or Adjusted (1972)	
Other Educational Services		EQUALIZED VALUATION BASIS		Balance December 31, 1972	34,649.00
STATUTORY EXPENDITURES		FOR NET DEBT COMPUTATION	172,531,404.00	CURRENT FINANCES DECEMBER 31, 1972	
Pensions & F. I. C. A.	63,727.63	REAL PROPERTY VALUATIONS		ASSETS	
Employee Fringe Benefits	32,300.00	Code Class # of Parcels % VAL'N	ASSESSED VALUATION	Cash Dec. 31, 1972	425,255.67
Other Statutory Expenditures		1 Vacant Land 173 2.66	3,672,900.00	Taxes Receivable	125,193.62
MUNICIPAL FUNCTIONS TOTAL	1,472,784.25	2 Residential 3736 63.71	88,138,100.00	Tax Title Liens	11,496.37
CAPITAL IMPROVEMENTS *MEMO*	43,470.00	3 Farm		Foreclosed Property	34,649.00
DEBT SERVICE		4a Commercial 95 13.07	18,081,800.00	Emergencies & Other Deferred Charges	
Principal Payments	178,000.00	4b Industrial 82 18.16	25,120,470.00	State Aid Receivable	24,067.83
Interest Payments	216,461.00	4c Apartments 3 2.40	3,326,900.00	Other Receivables	13,759.60
DEFERRED CHARGES	350,435.43	4089 Total	138,341,170.00	Total	642,426.09
SCHOOL, COUNTY, SPECIAL DISTRICT TAXES	3,697,251.23	Land Area 2.70 Sq. Miles		LIABILITIES, RESERVES, AND SURPLUS	
RESERVE FOR UNCOLLECTED TAXES	147,981.65	Net Valuation Taxable-Municipal	135,349,055.00	Cash Liabilities	272,678.54
EMERGENCY EMPLOYMENT ACT OF 1971	50,048.00	Net Valuation Taxable-County	186,162,321.00	Reserves for Receivables	186,734.95
EXPENDITURES TOTAL	6,192,991.56	State Equalization Ratio	74.81	Surplus Dec. 31,	183,012.60
				Total	642,426.09

0258

Population 1970 2,437
 Population 1972 2,490
 S & P Rating
 Moody Rating

General Tax Rate Per \$100. 2.00
 State Equalized Tax Rate 1.67

SADDLE RIVER BOROUGH — BERGEN COUNTY
Form of Government:
Borough Council
Number of Members on Governing Body 6

PER CAPITA:
 Gross Debt 171.20
 Net Debt 16.02
 Debt Service 2.01
 Total Tax Levy 530.53
 Municipal Expenditures 249.91

PER CENT:
 Gross Debt .58
 Net Debt .05
 Tax Levy Collected 97.06
 Tax Levy Cancelled, Abated or Adjusted .35

EXPENDITURES		REVENUES-REALIZED		1972 PROPERTY TAX	
GENERAL GOVERNMENT				STATE EQUALIZED TAX RATE — .94	
Governing Body & Public Boards		1972 Property Taxes Collected	1,291,106.24	Local District School Taxes	738,813.79
Municipal Clerk		1972 Payments in Lieu of Taxes	42,561.07	Regional & Consolidated School Tax	
Financial Administration	6,250.00	Delinquent Tax & Lien Collections	3,274.95	School Taxes in Municipal Budget	
Assessment of Taxes	5,800.00	Business Personalty Replacement Taxes	68,270.95	County Taxes	290,162.37
Collection of Taxes	9,500.00	Taxes from Public Utilities		County Library Taxes	
Planning, Housing & Development	9,550.00	Other Miscellaneous Tax Revenues	12,611.76	Local Municipal Purpose Taxes	269,632.61
Human Resources		State Aid Revenues	2,301.30	Veteron & Senior Citizen Taxes	11,010.00
Elections		Federal Aid Revenues		Total Taxes for Rate Computation	1,309,618.77
General Administration (other)	103,000.00	State and Local Fiscal Assistance Act Utilized		Special District Taxes	
JUDICIARY		Sale of Acquired Property	41,856.39	Bank Stock Taxes	3,091.00
Municipal Courts	3,450.00	Other Miscellaneous Revenues	5,249.44	Added and Omitted Taxes	19,314.84
PUBLIC SAFETY		Other Revenues, Revenue Sharing Tax Effort	1,467,232.10	Total Taxes Levied - ABSTRACT	1,321,014.61
Fire Protection	10,000.00	Total	1,467,232.10	Total Taxes Billed	1,330,200.24
Police Protection	147,900.00	Prior Years Surplus Appropriated	175,000.00	1972 TAXES COLLECTED	1,291,106.24
Civil Defense & Disaster Control	250.00	REVENUES TOTAL	1,646,232.10	1972 Taxes Cancelled, Abated or Adjusted	4,720.00
Environmental Inspection & Control	3,600.00	CAPITAL OUTLAY TOTAL	16,997.56	Transfer to Tax Title Liens or Foreclosed	
Other Public Safety		Public Enterprises		Balance Outstanding Dec. 31, 1972	34,374.00
PUBLIC WORKS		Recreation—Culture		PRIOR YEARS TAXES OUTSTANDING	
Streets and Drainage	51,600.00	Public Works	14,210.26	Balance January 1, 1972	44,511.37
Sewers and Sewage Processing	63,500.00	Buildings and Grounds	2,787.30	Collected in 1972	42,561.07
Garbage and Trash Disposal	13,100.00	Library and Education		Cancelled, Abated or Adjusted 1972	1,723.75
Public Buildings and Grounds	6,000.00	Conservation		Transfers to Tax Title Liens or Foreclosed	
Other Public Works		All Other		Balance December 31, 1972	226.55
HEALTH and WELFARE		CAPITAL DEBT AUTHORIZED, DECEMBER 31, 1972		TAX TITLE LIENS OUTSTANDING	
Health Services Except Environmental	9,500.00	ISSUED AND UNISSUED		Balance January 1, 1972	
Welfare-Public Assistance	750.00	School	360,000	Transfers From Taxes	
Hospitals, Clinics, First Aid	1,250.00	Self-Liquidating	66,300	Redeemed in 1972	
Animal, Insect, & Rodent Control		Other	39,877	Cancelled, Abated or Adjusted (1972)	
Other Welfare Services		Total	39,877	Transfers to Foreclosed Property	
RECREATION and CONSERVATION		ISSUED AND OUTSTANDING		Balance December 31, 1972	
Beaches and Boardwalks	3,000.00	School	360,000.00	PROPERTY ACQUIRED BY DEED OR	
Parks, Playgrounds, Shade Trees	4,200.00	Self-Liquidating	65,600.00	FORECLOSURE	
Land Reclamation & Conservation	200.00	Other	425,600.00	Balance January 1, 1972	10,000.00
Other Recreational Services		Total	425,600.00	Transfers From Taxes or Liens	
EDUCATION (excluding schools)		EQUALIZED VALUATION BASIS		Sale for Cash (1972)	
Libraries		FOR NET DEBT COMPUTATION	73,439,700.00	Cancelled, Abated or Adjusted (1972)	
Other Educational Services		REAL PROPERTY VALUATIONS		Balance December 31, 1972	10,000.00
STATUTORY EXPENDITURES		Code Class # of Parcels % VAL'N		CURRENT FINANCES DECEMBER 31, 1972	
Pensions & F. I. C. A.	27,000.00	1 Vacant Land 210 11.88	7,769,200.00	ASSETS	
Employee Fringe Benefits	3,500.00	2 Residential 737 85.45	55,882,200.00	Cash Dec. 31, 1972	443,962.46
Other Statutory Expenditures		3 Farm 10 1.24	813,300.00	Taxes Receivable	34,600.55
MUNICIPAL FUNCTIONS		4a Commercial 15 1.42	930,100.00	Tax Title Liens	
CAPITAL IMPROVEMENTS		4b Industrial		Foreclosed Property	10,000.00
DEBT SERVICE		4c Apartments		Emergencies & Other Deferred Charges	45,000.00
Principal Payments	5,000.00	572 Total	65,354,800.00	State Aid Receivable	10,554.00
Interest Payments		Land Area 4.90 Sq. Miles		Other Receivables	
DEFERRED CHARGES		Net Valuation Taxable-Municipal	65,795,220.00	Total	544,117.01
SCHOOL, COUNTY, SPECIAL DISTRICT TAXES	1,028,976.16	Net Valuation Taxable-County	76,042,647.00	LIABILITIES, RESERVES, AND SURPLUS	
RESERVE FOR UNCOLLECTED TAXES	120,666.66	State Equalization Ratio	83.59	Cash Liabilities	239,943.80
EMERGENCY EMPLOYMENT ACT OF 1971				Reserves for Receivables	44,600.55
EXPENDITURES TOTAL	1,651,245.17			Surplus Dec. 31,	259,572.66
				Total	544,117.01

1712

Population 1970 7,648
 Population 1972 7,935
 S & P Rating
 Moody Rating AAA

General Tax Rate Per \$100. 6.29
 State Equalized Tax Rate 6.47

SALEM CITY — SALEM COUNTY

Form of Government:

Special Charter (P.L. 1858 c.65)

Number of Members on Governing Body 9

PER CAPITA:

Gross Debt 603.90
 Net Debt 219.76
 Debt Service 38.59
 Total Tax Levy 235.75
 Municipal Expenditures 152.33

PER CENT:

Gross Debt 17.28
 Net Debt 6.25
 Tax Levy Collected 92.26
 Tax Levy Cancelled, Abated or Adjusted .41

EXPENDITURES		REVENUES-REALIZED		1972 PROPERTY TAX	
GENERAL GOVERNMENT				STATE EQUALIZED TAX RATE 6.47	
Governing Body & Public Boards		1972 Property Taxes Collected	1,728,043.11	Local District School Taxes	1,015,118.00
Municipal Clerk		1972 Payments in Lieu of Taxes		Regional & Consolidated School Tax	
Financial Administration	13,000.00	Delinquent Tax & Lien Collections	120,399.32	School Taxes in Municipal Budget	.74 216,707.00
Assessment of Taxes	7,000.00	Business Personalty Replacement Taxes	194,266.50	County Taxes	1.05 307,853.16
Collection of Taxes	9,500.00	Taxes from Public Utilities	104,948.00	County Library Taxes	
Planning, Housing & Development	14,010.00	Other Miscellaneous Tax Revenues		Local Municipal Purpose Taxes	1.09 318,223.91
Human Resources		State Aid Revenues	129,556.94	Veteran & Senior Citizen Taxes	.11 31,010.00
Elections		Federal Aid Revenues		Total Taxes for Rate Computation	6.47 1,888,912.07
General Administration (other)	56,336.80	State and Local Fiscal Assistance Act Utilized		Special District Taxes	
JUDICIARY		Sale of Acquired Property		Bank Stock Taxes	8,175.63
Municipal Courts	14,300.00	Other Miscellaneous Revenues	66,037.68	Added and Omitted Taxes	4,551.70
PUBLIC SAFETY		Other Revenues, Revenue Sharing Tax Effort	23,113.14	Total Taxes Levied - ABSTRACT	1,870,669.40
Fire Protection	18,700.00	Total	2,366,364.69	Total Taxes Billed	1,873,048.30
Police Protection	247,628.64	Prior Years Surplus Appropriated	265,125.11	1972 TAXES COLLECTED	1,728,043.11
Civil Defense & Disaster Control	500.00	REVENUES TOTAL	2,635,489.80	1972 Taxes Cancelled, Abated or Adjusted	7,705.39
Environmental Inspection & Control	2,610.00	CAPITAL OUTLAY TOTAL	257,379.12	Transfer to Tax Title Liens or Foreclosed	4,956.84
Other Public Safety				Balance Outstanding Dec. 31, 1972	122,342.96
PUBLIC WORKS				PRIOR YEARS TAXES OUTSTANDING	
Streets and Drainage	152,641.63	Public Enterprises	69,797.33	Balance January 1, 1972	119,548.10
Sewers and Sewage Processing		Recreation—Culture		Collected in 1972	118,012.04
Garbage and Trash Disposal	22,000.00	Public Works	31,728.00	Cancelled, Abated or Adjusted 1972	175.79
Public Buildings and Grounds	11,800.00	Buildings and Grounds	16,235.78	Transfers to Tax Title Liens or Foreclosed	1,360.27
Other Public Works		Library and Education	135,618.01	Balance December 31, 1972	
HEALTH and WELFARE		Conservation		TAX TITLE LIENS OUTSTANDING	
Health Services Except Environmental	4,800.00	All Other		Balance January 1, 1972	9,453.02
Welfare-Public Assistance	3,800.00	CAPITAL DEBT AUTHORIZED, DECEMBER 31, 1972		Transfers From Taxes	6,776.50
Hospitals, Clinics, First Aid	2,000.00	ISSUED AND UNISSUED		Redeemed in 1972	2,387.28
Animal, Insect, & Rodent Control	3,325.00	School	3,656,000	Cancelled, Abated or Adjusted (1972)	
Other Welfare Services		Self-liquidating	1,072,000	Transfers to Foreclosed Property	
RECREATION and CONSERVATION		Other	63,924	Balance December 31, 1972	13,842.24
Beaches and Boardwalks		Total	4,791,924	PROPERTY ACQUIRED BY DEED OR FORECLOSURE	
Parks, Playgrounds, Shade Trees	20,900.00	ISSUED AND OUTSTANDING		Balance January 1, 1972	24,150.00
Land Reclamation & Conservation		School	3,261,000.00	Transfers From Taxes or Liens	
Other Recreational Services		Self-Liquidating	1,072,000.00	Sale for Cash (1972)	
EDUCATION (excluding schools)		Other		Cancelled, Abated or Adjusted (1972)	
Libraries	34,000.00	Total	4,333,000.00	Balance December 31, 1972	24,150.00
Other Educational Services		EQUALIZED VALUATION BASIS		CURRENT FINANCES DECEMBER 31, 1972	
STATUTORY EXPENDITURES		FOR NET DEBT COMPUTATION	27,728,644.67	ASSETS.	
Pensions & F. I. C. A.	46,142.93	REAL PROPERTY VALUATIONS		Cash Dec. 31, 1972	458,461.85
Employee Fringe Benefits		Code Class # of Parcels % VAL'N		Taxes Receivable	122,342.96
Other Statutory Expenditures		1 Vacant Land 167 .97		Tax Title Liens	13,842.24
MUNICIPAL FUNCTIONS TOTAL	685,355.00	2 Residential 1640 50.45		Foreclosed Property	24,150.00
CAPITAL IMPROVEMENTS *MEMO*	300,000.00	3 Farm 13 .36		Emergencies & Other Deferred Charges	348.33
DEBT SERVICE		4a Commercial 154 25.18		State Aid Receivable	4.22
Principal Payments	113,000.00	4b Industrial 15 21.77		Other Receivables	135,749.31
Interest Payments	192,251.00	4c Apartments 5 1.27		Total	804,898.95
TYPE I SCHL DEBT *MEMO*	306,251.00	1994 Total	28,782,075.00	LIABILITIES, RESERVES, AND SURPLUS	
DEFERRED CHARGES	29,564.68	Land Area 2.70 Sq. Miles		Cash Liabilities	103,163.63
SCHOOL, COUNTY, SPECIAL DISTRICT TAXES	1,539,678.16	Net Valuation Taxable-Municipal	30,044,101.00	Reserves for Receivables	306,084.51
RESERVE FOR UNCOLLECTED TAXES	187,501.36	Net Valuation Taxable-County	34,147,218.00	Surplus Dec. 31,	295,650.81
EMERGENCY EMPLOYMENT ACT OF 1971		State Equalization Ratio	102.50	Total	804,898.95
EXPENDITURES TOTAL	2,748,350.20				

1971/3000

* ABOVE DEBT SERVICE INCLUDES TYPE I SCHOOL DEBT

1917

Population 1970 1,303
 Population 1972 1,335
 S & P Rating
 Moody Rating

General Tax Rate Per \$100. 5.04
 State Equalized Tax Rate 2.13

SANDYSTON TOWNSHIP — SUSSEX COUNTY

Form of Government:

Township Committee

Number of members on Governing Body 3

PER CAPITA:

Gross Debt
 Net Debt
 Debt Service
 Total Tax Levy 342.13
 Municipal Expenditures 102.22

PER CENT:

Gross Debt
 Net Debt
 Tax Levy Collected 86.95
 Tax Levy Cancelled, Abated or Adjusted .52

EXPENDITURES		REVENUES-REALIZED		1972 PROPERTY TAX	
GENERAL GOVERNMENT				STATE EQUALIZED TAX RATE →	
Governing Body & Public Boards		1972 Property Taxes Collected 288,110.13		Local District School Taxes	
Municipal Clerk		1972 Payments in Lieu of Taxes 50,303.35		Regional & Consolidated School Tax 1.23	
Financial Administration	2,550.00	Delinquent Tax & Lien Collections 7,545.00		School Taxes in Municipal Budget	
Assessment of Taxes	4,050.00	Business Personalty Replacement Taxes 31,306.47		County Taxes .75	
Collection of Taxes	4,500.00	Other Miscellaneous Tax Revenues 11,133.77		County Library Taxes .02	
Planning, Housing & Development	660.00	State Aid Revenues		Local Municipal Purpose Taxes .03	
Human Resources		Federal Aid Revenues		Veteran & Senior Citizen Taxes .05	
Elections		State and Local Fiscal Assistance Act Utilized		Total Taxes for Rate Computation 2.13	
General Administration (other)	9,025.00	Sale of Acquired Property		Special District Taxes	
JUDICIARY		Other Miscellaneous Revenues 13,538.62		Bank Stock Taxes	
Municipal Courts	3,545.00	Other Revenues, Revenue Sharing Tax Effort 6,530.18		Added and Omitted Taxes	
PUBLIC SAFETY		Total 509,267.52		Total Taxes Levied - ABSTRACT	
Fire Protection		Prior Years Surplus Appropriated 35,000.00		Total Taxes Billed	
Police Protection	500.00	REVENUES TOTAL 544,267.52		1972 TAXES COLLECTED	
Civil Defense & Disaster Control	50.00			1972 Taxes Cancelled, Abated or Adjusted	
Environmental Inspection & Control	600.00			Transfer to Tax Title Liens or Foreclosed	
Other Public Safety				Balance Outstanding Dec. 31, 1972	
PUBLIC WORKS				PRIOR YEARS TAXES OUTSTANDING	
Streets and Drainage	29,346.11			Balance January 1, 1972	
Sewers and Sewage Processing				Collected in 1972	
Garbage and Trash Disposal				Cancelled, Abated or Adjusted 1972	
Public Buildings and Grounds	1,200.00			Transfers to Tax Title Liens or Foreclosed	
Other Public Works				Balance December 31, 1972	
HEALTH and WELFARE				TAX TITLE LIENS OUTSTANDING	
Health Services Except Environmental	695.00			Balance January 1, 1972	
Welfare-Public Assistance	425.00			Transfers From Taxes	
Hospitals, Clinics, First Aid	5,500.00			Redeemed in 1972	
Animal, Insect, & Rodent Control	2,250.00			Cancelled, Abated or Adjusted (1972)	
Other Welfare Services				Transfers to Foreclosed Property	
RECREATION and CONSERVATION				Balance December 31, 1972	
Beaches and Boardwalks				PROPERTY ACQUIRED BY DEED OR FORECLOSURE	
Parks, Playgrounds, Shade Trees				Balance January 1, 1972	
Land Reclamation & Conservation				Transfers From Taxes or Liens	
Other Recreational Services				Sale for Cash (1972)	
EDUCATION (excluding schools)				Cancelled, Abated or Adjusted (1972)	
Libraries				Balance December 31, 1972	
Other Educational Services				CURRENT FINANCES DECEMBER 31, 1972	
STATUTORY EXPENDITURES				ASSETS	
Pensions & F. I. C. A.	2,131.04			Cash Dec. 31, 1972	
Employee Fringe Benefits				Taxes Receivable	
Other Statutory Expenditures				Tax Title Liens	
MUNICIPAL FUNCTIONS	67,827.15			Foreclosed Property	
CAPITAL IMPROVEMENTS	16,000.00			Emergencies & Other Deferred Charges	
DEBT SERVICE				State Aid Receivable	
Principal Payments				Other Receivables	
Interest Payments				Total	
DEFERRED CHARGES	1,250.00			LIABILITIES, RESERVES, AND SURPLUS	
SCHOOL, COUNTY, SPECIAL DISTRICT TAXES	436,545.16			Cash Liabilities	
RESERVE FOR UNCOLLECTED TAXES	67,390.37			Reserves for Receivables	
EMERGENCY EMPLOYMENT ACT OF 1971				Surplus Dec. 31,	
EXPENDITURES				Total	
TOTAL	573,412.68				

1219

Population 1970 32,508
 Population 1972 33,540
 S & P Rating A
 Moody Rating A-1

General Tax Rate Per \$100. 7.59
 State Equalized Tax Rate 2.43

SAYREVILLE BOROUGH — MIDDLESEX CO.
Form of Government:
Borough Council
Number of Members on Governing Body 6

PER CAPITA:
 Gross Debt 484.21
 Net Debt 108.32
 Debt Service 4.65
 Total Tax Levy 273.23
 Municipal Expenditures 134.91

PER CENT:
 Gross Debt 4.97
 Net Debt 1.11
 Tax Levy Collected 96.98
 Tax Levy Cancelled, Abated or Adjusted .10

EXPENDITURES		REVENUES-REALIZED		1972 PROPERTY TAX	
GENERAL GOVERNMENT				STATE EQUALIZED TAX RATE 1.68	
Governing Body & Public Boards		1972 Property Taxes Collected	8,895,120.58	Local District School Taxes	6,389,475.00
Municipal Clerk		1972 Payments in Lieu of Taxes		Regional & Consolidated School Tax	
Financial Administration	26,164.00	Delinquent Tax & Lien Collections	132,114.67	School Taxes in Municipal Budget	
Assessment of Taxes	66,660.00	Business Personalty Replacement Taxes	1,197,565.41	County Taxes	2,300,446.47
Collection of Taxes	63,550.00	Taxes from Public Utilities	1,613,168.72	County Library Taxes	
Planning, Housing & Development	40,680.00	Other Miscellaneous Tax Revenues		Local Municipal Purpose Taxes	369,189.82
Human Resources	3,700.00	State Aid Revenues	131,657.52	Veteran & Senior Citizen Taxes	190,590.00
Elections	10,000.00	Federal Aid Revenues	39,976.04	Total Taxes for Rate Computation	5,249,701.29
General Administration (other)	342,050.00	State and Local Fiscal Assistance Act Utilized		Special District Taxes	
JUDICIARY		Sale of Acquired Property	33,300.00	Bank Stock Taxes	6,907.88
Municipal Courts	43,150.00	Other Miscellaneous Revenues	365,829.42	Added and Omitted Taxes	57,985.15
PUBLIC SAFETY		Other Revenues, Revenue Sharing Tax Effort	127,564.15	Total Taxes Levied - ABSTRACT	5,164,004.32
Fire Protection	88,600.00	Total	12,536,256.91	Total Taxes Billed	5,172,271.29
Police Protection	973,750.00	Prior Years Surplus Appropriated	1,000,000.00	1972 TAXES COLLECTED	8,895,120.58
Civil Defense & Disaster Control	7,500.00	REVENUES TOTAL	13,536,256.91	1972 Taxes Cancelled, Abated or Adjusted	5,340.41
Environmental Inspection & Control	78,450.00			Transfer to Tax Title Liens or Foreclosed	8,294.03
Other Public Safety				Balance Outstanding Dec. 31, 1972	259,516.27
PUBLIC WORKS		CAPITAL OUTLAY TOTAL		PRIOR YEARS TAXES OUTSTANDING	
Streets and Drainage	781,383.71	Public Enterprises		Balance January 1, 1972	154,929.63
Sewers and Sewage Processing	144,600.00	Recreation—Culture		Collected in 1972	124,653.24
Garbage and Trash Disposal	251,400.00	Public Works		Cancelled, Abated or Adjusted 1972	
Public Buildings and Grounds	157,500.00	Buildings and Grounds		Transfers to Tax Title Liens or Foreclosed	2,083.20
Other Public Works	92,325.00	Library and Education		Balance December 31, 1972	68,193.19
HEALTH and WELFARE		Conservation		TAX TITLE LIENS OUTSTANDING	
Health Services Except Environmental	37,950.00	All Other		Balance January 1, 1972	50,177.45
Welfare-Public Assistance	6,340.00			Transfers From Taxes	10,693.41
Hospitals, Clinics, First Aid	6,000.00	CAPITAL DEBT AUTHORIZED, DECEMBER 31, 1972		Redeemed in 1972	7,461.43
Animal, Insect, & Rodent Control	100.00	ISSUED AND UNISSUED		Cancelled, Abated or Adjusted (1972)	
Other Welfare Services		School	9,965,000	Transfers to Foreclosed Property	11,290.92
RECREATION and CONSERVATION		Self-liquidating	3,681,000	Balance December 31, 1972	42,118.51
Beaches and Boardwalks		Other	2,594,500	PROPERTY ACQUIRED BY DEED OR FORECLOSURE	
Parks, Playgrounds, Shade Trees	205,055.00	Total	16,240,500	Balance January 1, 1972	80,119.08
Land Reclamation & Conservation	2,500.00	ISSUED AND OUTSTANDING		Transfers From Taxes or Liens	11,290.92
Other Recreational Services	9,500.00	School	5,965,000.00	Sale for Cash (1972)	33,300.00
EDUCATION (excluding schools)		Self-Liquidating	3,629,000.00	Cancelled, Abated or Adjusted (1972)	
Libraries	125,000.00	Other	1,595,000.00	Balance December 31, 1972	58,110.00
Other Educational Services		Total	15,189,000.00	CURRENT FINANCES DECEMBER 31, 1972	
STATUTORY EXPENDITURES		EQUALIZED VALUATION BASIS		ASSETS	
Pensions & F. I. C. A.	129,284.75	FOR NET DEBT COMPUTATION	326,455,869.00	Cash Dec. 31, 1972	4,427,279.23
Employee Fringe Benefits	71,400.00	REAL PROPERTY VALUATIONS		Taxes Receivable	327,705.46
Other Statutory Expenditures		Code Class # of Parcels % VAL'N		Tax Title Liens	42,118.51
MUNICIPAL FUNCTIONS TOTAL	3,835,432.50	1 Vacant Land 1115 4.21	5,677,755.00	Foreclosed Property	58,110.00
CAPITAL IMPROVEMENTS *MEMO*	334,825.00	2 Residential 7148 53.26	64,217,010.00	Emergencies & Other Deferred Charges	
DEBT SERVICE		3 Farm 3 .01	15,450.00	State Aid Receivable	69,663.95
Principal Payments	102,000.00	4a Commercial 325 6.61	7,566,660.00	Other Receivables	20,766.90
Interest Payments	53,823.75	4b Industrial 35 32.21	38,835,025.00	Total	4,545,648.05
DEFERRED CHARGES	9,100.00	4c Apartments 9 3.70	4,462,800.00	LIABILITIES, RESERVES, AND SURPLUS	
SCHOOL, COUNTY, SPECIAL DISTRICT TAXES	8,685,521.47	8639 Total	120,574,700.00	Cash Liabilities	3,448,411.03
RESERVE FOR UNCOLLECTED TAXES	474,578.64	Land Area 16.60 Sq. Miles		Reserves for Receivables	448,704.87
EMERGENCY EMPLOYMENT ACT OF 1971	49,780.00	Net Valuation Taxable-Municipal	121,960,386.00	Surplus Dec. 31.	1,048,532.15
EXPENDITURES TOTAL	13,214,636.36	Net Valuation Taxable-County	427,760,019.00	Total	4,545,648.05
		State Equalization Ratio	32.03		

2016

Population 1970 22,279
 Population 1972 22,860
 S & P Rating A
 Moody Rating A

General Tax Rate Per \$100. 3.45
 State Equalized Tax Rate 3.56

SCOTCH PLAINS TOWNSHIP — UNION COUNTY
 Form of Government:
 Council-Manager Plan E (OMCL50)
 Number of Members on Governing Body 5

PER CAPITA: 465.45
 Gross Debt 51.05
 Net Debt 2.52
 Debt Service 410.81
 Total Tax Levy 134.71
 Municipal Expenditures

PER CENT: 4.40
 Gross Debt .48
 Net Debt .48
 Tax Levy Collected 57.00
 Tax Levy Cancelled, Abated or Adjusted .50

EXPENDITURES		REVENUES-REALIZED		1972 PROPERTY TAX	
GENERAL GOVERNMENT				STATE EQUALIZED TAX RATE	
Governing Body & Public Boards		1972 Property Taxes Collected	9,109,542.32	Local District School Taxes	
Municipal Clerk		1972 Payments in Lieu of Taxes		Regional & Consolidated School Tax	2.52
Financial Administration	28,680.00	Delinquent Tax & Lien Collections	280,852.01	School Taxes in Municipal Budget	
Assessment of Taxes	24,750.00	Business Personalty Replacement Taxes	67,506.16	County Taxes	.49
Collection of Taxes	40,860.00	Taxes from Public Utilities	498,094.19	County Library Taxes	
Planning, Housing & Development	34,175.00	Other Miscellaneous Tax Revenues		Local Municipal Purpose Taxes	.49
Human Resources	25,580.00	State Aid Revenues	90,402.90	Veteran & Senior Citizen Taxes	.05
Elections	5,700.00	Federal Aid Revenues		Total Taxes for Rate Computation	3.55
General Administration (other)	337,030.00	State and Local Fiscal Assistance Act Utilized		Special District Taxes	
JUDICIARY		Sale of Acquired Property	5,150.00	Bank Stock Taxes	12,089.69
Municipal Courts	18,410.00	Other Miscellaneous Revenues	532,019.72	Added and Omitted Taxes	51,718.49
PUBLIC SAFETY		Other Revenues, Revenue Sharing Tax Effort	66,037.29	Total Taxes Levied - ABSTRACT	9,391,066.84
Fire Protection	153,035.00	Total	10,649,604.59	Total Taxes Billed	9,391,066.84
Police Protection	606,492.35	Prior Years Surplus Appropriated	675,000.00	1972 TAXES COLLECTED	9,109,542.32
Civil Defense & Disaster Control	5,413.00	REVENUES TOTAL	11,224,604.59	1972 Taxes Cancelled, Abated or Adjusted	46,753.20
Environmental Inspection & Control		CAPITAL OUTLAY TOTAL	1,203,977.97	Transfer to Tax Title Liens or Foreclosed	15,764.85
Other Public Safety				Balance Outstanding Dec. 31, 1972	219,006.47
PUBLIC WORKS				PRIOR YEARS TAXES OUTSTANDING	
Streets and Drainage	509,989.83	Public Enterprises	175,190.22	Balance January 1, 1972	344,534.64
Sewers and Sewage Processing	111,200.00	Recreation—Culture	28.52	Collected in 1972	267,227.62
Garbage and Trash Disposal		Public Works	257,633.65	Cancelled, Abated or Adjusted 1972	
Public Buildings and Grounds	41,010.00	Buildings and Grounds	762,940.49	Transfers to Tax Title Liens or Foreclosed	5,600.83
Other Public Works		Library and Education	8,185.09	Balance December 31, 1972	71,706.19
HEALTH and WELFARE		Conservation		TAX TITLE LIENS OUTSTANDING	
Health Services Except Environmental	24,445.00	All Other		Balance January 1, 1972	37,033.45
Welfare-Public Assistance	5,130.00	CAPITAL DEBT AUTHORIZED, DECEMBER 31, 1972		Transfers From Taxes	22,104.87
Hospitals, Clinics, First Aid	10,000.00	ISSUED AND UNISSUED GROSS DEBT NET DEBT		Redeemed in 1972	13,624.39
Animal, Insect, & Rodent Control		School	9,298,176.58	Cancelled, Abated or Adjusted (1972)	
Other Welfare Services		Self-liquidating	1,342,000	Transfers to Foreclosed Property	
RECREATION and CONSERVATION		Other	1,167,000	Balance December 31, 1972	45,513.93
Beaches and Boardwalks		Total	10,640,176	PROPERTY ACQUIRED BY DEED OR FORECLOSURE	
Parks, Playgrounds, Shade Trees	101,256.00	ISSUED AND OUTSTANDING		Balance January 1, 1972	115,485.00
Land Reclamation & Conservation		School	9,298,176.58	Transfers From Taxes or Liens	
Other Recreational Services	41,559.00	Self-Liquidating	542,000.00	Sale for Cash (1972)	5,400.00
EDUCATION (excluding schools)		Other	5,840,176.58	Cancelled, Abated or Adjusted (1972)	
Libraries	121,042.00	Total	241,613,767.33	Balance December 31, 1972	110,085.00
Other Educational Services		EQUALIZED VALUATION BASIS FOR NET DEBT COMPUTATION		CURRENT FINANCES DECEMBER 31, 1972	
STATUTORY EXPENDITURES		REAL PROPERTY VALUATIONS		ASSETS	
Pensions & F. I. C. A.	133,700.00	Code Class # of Parcels % VAL'N		Cash Dec. 31, 1972	3,054,694.26
Employee Fringe Benefits		1 Vacant Land 447 3.00	8,188,300.00	Taxes Receivable	290,712.66
Other Statutory Expenditures		2 Residential 5826 85.23	232,478,400.00	Tax Title Liens	45,513.93
MUNICIPAL FUNCTIONS TOTAL	2,379,597.18	3 Farm 22 .29	783,100.00	Foreclosed Property	110,085.00
CAPITAL IMPROVEMENTS *MEM*	800,000.00	4a Commercial 252 9.53	25,552,600.00	Emergencies & Other Deferred Charges	38,572.18
DEBT SERVICE		4b Industrial 12 .68	1,855,000.00	State Aid Receivable	74,121.38
Principal Payments	37,000.00	4c Apartments 2 1.27	3,462,500.00	Other Receivables	5,876.67
Interest Payments	20,556.00	6561 Total	272,760,300.00	Total	3,623,576.08
DEFERRED CHARGES	25,233.33	Land Area 9.20 Sq. Miles		LIABILITIES, RESERVES, AND SURPLUS	
SCHOOL, COUNTY, SPECIAL DISTRICT TAXES	8,018,389.08	Net Valuation Taxable-Municipal	274,446,377.00	Cash Liabilities	2,365,765.43
RESERVE FOR UNCOLLECTED TAXES	617,104.94	Net Valuation Taxable-County	246,794,081.00	Reserves for Receivables	456,188.26
EMERGENCY EMPLOYMENT ACT OF 1971		State Equalization Ratio	103.26	Surplus Dec. 31,	801,622.39
EXPENDITURES TOTAL	11,097,920.53			Total	3,623,576.08

1343

Population 1970 1,339
 Population 1972 1,450
 S & P Rating
 Moody Rating

General Tax Rate Per \$100. 4.29
 State Equalized Tax Rate 3.51

SEA BRIGHT BOROUGH — MONMOUTH CO.
 Form of Government:
 Borough Council
 Number of Members on Governing Body 6

PER CAPITA:
 Gross Debt 1,472.23
 Net Debt 1,251.37
 Debt Service 33.02
 Total Tax Levy 514.15
 Municipal Expenditures 403.38

PER CENT:
 Gross Debt 11.51
 Net Debt 9.78
 Tax Levy Collected 91.00
 Tax Levy Cancelled, Abated or Adjusted

EXPENDITURES		REVENUES-REALIZED		1972 PROPERTY TAX	
GENERAL GOVERNMENT				STATE EQUALIZED TAX RATE — .82	
Governing Body & Public Boards				Local District School Taxes .82	
Municipal Clerk				Regional & Consolidated School Tax .56	
Financial Administration	5,371.00	1972 Property Taxes Collected 678,412.23		School Taxes in Municipal Budget	
Assessment of Taxes	3,532.00	1972 Payments in Lieu of Taxes		County Taxes .60	
Collection of Taxes	6,474.00	Delinquent Tax & Lien Collections 58,701.07		County Library Taxes .02	
Planning, Housing & Development	4,590.00	Business Personalty Replacement Taxes 13,500.00		Local Municipal Purpose Taxes 1.47	
Human Resources		Taxes from Public Utilities 32,312.53		Veteran & Senior Citizen Taxes .04	
Elections		Other Miscellaneous Tax Revenues		Total Taxes for Rate Computation 3.51	
General Administration (other)	72,646.00	State Aid Revenues 5,264.26		Special District Taxes	
JUDICIARY		Federal Aid Revenues		Bank Stock Taxes	
Municipal Courts	6,199.00	State and Local Fiscal Assistance Act Utilized		Added and Omitted Taxes	
PUBLIC SAFETY		Sale of Acquired Property		Total Taxes Levied - ABSTRACT	
Fire Protection	17,765.00	Other Miscellaneous Revenues 30,726.30		Total Taxes Billed	
Police Protection	104,793.00	Other Revenues, Revenue Sharing Tax Effort 66,334.36		1972 TAXES COLLECTED	
Civil Defense & Disaster Control	600.00	Total 885,251.15		1972 Taxes Cancelled, Abated or Adjusted	
Environmental Inspection & Control	1,329.00	Prior Years Surplus Appropriated 86,000.00		Transfer to Tax Title Liens or Foreclosed	
Other Public Safety		REVENUES TOTAL 971,251.15		Balance Outstanding Dec. 31, 1972	
PUBLIC WORKS		CAPITAL OUTLAY TOTAL 801,192.86		PRIOR YEARS TAXES OUTSTANDING	
Streets and Drainage	83,540.00	Public Enterprises		Balance January 1, 1972	
Sewers and Sewage Processing	14,721.00	Recreation—Culture		Collected in 1972	
Garbage and Trash Disposal	36,400.00	Public Works		Cancelled, Abated or Adjusted 1972	
Public Buildings and Grounds	5,757.00	Buildings and Grounds		Transfers to Tax Title Liens or Foreclosed	
Other Public Works		Library and Education		Balance December 31, 1972	
HEALTH and WELFARE		Conservation		TAX TITLE LIENS OUTSTANDING	
Health Services Except Environmental	7,891.00	All Other		Balance January 1, 1972	
Welfare-Public Assistance	1,922.00	CAPITAL DEBT AUTHORIZED, DECEMBER 31, 1972		Transfers From Taxes	
Hospitals, Clinics, First Aid	300.00	ISSUED AND UNISSUED GROSS DEBT NET DEBT		Redeemed in 1972	
Animal, Insect, & Rodent Control		School 320,241		Cancelled, Abated or Adjusted (1972)	
Other Welfare Services		Self-liquidating 1,814,485		Transfers to Foreclosed Property	
RECREATION and CONSERVATION		Other 1,814,485		Balance December 31, 1972	
Beaches and Boardwalks	41,659.00	Total 2,134,726		PROPERTY ACQUIRED BY DEED OR	
Parks, Playgrounds, Shade Trees	3,485.00	ISSUED AND OUTSTANDING		FORECLOSURE	
Land Reclamation & Conservation		School 320,241.67		Balance January 1, 1972	
Other Recreational Services	9,750.00	Self-liquidating 1,308,000.00		Transfers From Taxes or Liens	
EDUCATION (excluding schools)		Other 1,628,241.67		Sale for Cash (1972)	
Libraries		Total 1,628,241.67		Cancelled, Abated or Adjusted (1972)	
Other Educational Services		EQUALIZED VALUATION BASIS		Balance December 31, 1972	
STATUTORY EXPENDITURES		FOR NET DEBT COMPUTATION 18,549,574.00		CURRENT FINANCES DECEMBER 31, 1972	
Pensions & F. I. C. A.	18,565.00	REAL PROPERTY VALUATIONS		ASSETS	
Employee Fringe Benefits		Code Class # of Parcels % VAL'N		Cash Dec. 31, 1972	
Other Statutory Expenditures		1 Vacant Land 195 4.15		Taxes Receivable	
MUNICIPAL FUNCTIONS TOTAL 448,089.00		2 Residential 487 44.95		Tax Title Liens	
CAPITAL IMPROVEMENTS *MEMC* 9,750.00		3 Farm		Foreclosed Property	
DEBT SERVICE		4a Commercial 80 39.23		Emergencies & Other Deferred Charges	
Principal Payments	22,500.00	4b Industrial		State Aid Receivable	
Interest Payments	25,380.00	4c Apartments 13 11.67		Other Receivables	
DEFERRED CHARGES	18,230.00	Total 775		Total	
SCHOOL, COUNTY, SPECIAL DISTRICT TAXES	419,145.71	Land Area .60 Sq. Miles		LIABILITIES, RESERVES, AND SURPLUS	
RESERVE FOR UNCOLLECTED TAXES	70,702.00	Net Valuation Taxable-Municipal 17,115,673.00		Cash Liabilities	
EMERGENCY EMPLOYMENT ACT OF 1971		Net Valuation Taxable-County 18,701,145.00		Reserves for Receivables	
EXPENDITURES TOTAL 1,004,046.71		State Equalization Ratio 81.83		Surplus Dec. 31,	
				Total	

1344

Population 1970 2,207
 Population 1972 2,225
 S & P Rating
 Moody Rating

General Tax Rate Per \$100. 2.15
 State Equalized Tax Rate 2.07

SEA GIRT BOROUGH — MONMOUTH CO.
 Form of Government:
 Borough Council
 Number of Members on Governing Body 6

PER CAPITA:
 Gross Debt 521.69
 Net Debt 91.57
 Debt Service 11.07
 Total Tax Levy 568.53
 Municipal Expenditures 271.15

PER CENT:
 Gross Debt 2.07
 Net Debt .36
 Tax Levy Collected 95.58
 Tax Levy Cancelled, Abated or Adjusted .02

EXPENDITURES		REVENUES-REALIZED		1972 PROPERTY TAX	
GENERAL GOVERNMENT				STATE EQUALIZED TAX RATE → .83	
Governing Body & Public Boards		1972 Property Taxes Collected	1,205,055.72	Local District School Taxes	506,533.54
Municipal Clerk		1972 Payments in Lieu of Taxes		Regional & Consolidated School Tax	
Financial Administration	3,000.00	Delinquent Tax & Lien Collections	62,832.05	School Taxes in Municipal Budget	
Assessment of Taxes	3,453.00	Business Personalty Replacement Taxes	5,334.05	County Taxes	382,588.15
Collection of Taxes	6,779.00	Taxes from Public Utilities	44,715.82	County Library Taxes	14,438.89
Planning, Housing & Development	3,200.00	Other Miscellaneous Tax Revenues		Local Municipal Purpose Taxes	354,292.64
Human Resources		State Aid Revenues	16,636.46	Veteran & Senior Citizen Taxes	16,300.00
Elections		Federal Aid Revenues		Total Taxes for Rate Computation	1,274,953.22
General Administration (other)	52,468.00	State and Local Fiscal Assistance Act Utilized		Special District Taxes	
JUDICIARY		Sale of Acquired Property		Bank Stock Taxes	1,607.36
Municipal Courts	5,542.00	Other Miscellaneous Revenues	89,530.01	Added and Omitted Taxes	4,711.66
PUBLIC SAFETY		Other Revenues, Revenue Sharing Tax Effort	19,000.02	Total Taxes Levied - ABSTRACT	1,264,572.24
Fire Protection	15,110.00	Total	1,447,148.13	Total Taxes Billed	1,264,572.27
Police Protection	131,200.00	Prior Years Surplus Appropriated	120,000.00	1972 TAXES COLLECTED	1,205,055.72
Civil Defense & Disaster Control	1,750.00	REVENUES TOTAL	1,567,148.13	1972 Taxes Cancelled, Abated or Adjusted	261.80
Environmental Inspection & Control	2,141.00	CAPITAL OUTLAY TOTAL	29,563.89	Transfer to Tax Title Liens or Foreclosed	1,725.62
Other Public Safety				Balance Outstanding Dec. 31, 1972	53,885.13
PUBLIC WORKS				PRIOR YEARS TAXES OUTSTANDING	
Streets and Drainage	70,075.00	Public Enterprises		Balance January 1, 1972	36,435.13
Sewers and Sewage Processing	28,675.00	Recreation—Culture		Collected in 1972	24,855.63
Garbage and Trash Disposal	50,438.00	Public Works	29,563.89	Cancelled, Abated or Adjusted 1972	
Public Buildings and Grounds	8,699.00	Buildings and Grounds		Transfers to Tax Title Liens or Foreclosed	1,535.50
Other Public Works	17,000.00	Library and Education		Balance December 31, 1972	
HEALTH and WELFARE		Conservation		TAX TITLE LIENS OUTSTANDING	
Health Services Except Environmental	572.00	All Other		Balance January 1, 1972	28,012.42
Welfare-Public Assistance	500.00	CAPITAL DEBT AUTHORIZED, DECEMBER 31, 1972		Transfers From Taxes	3,464.03
Hospitals, Clinics, First Aid	300.00	ISSUED AND UNISSUED		Redeemed in 1972	28,012.42
Animal, Insect, & Rodent Control		School	640,000	Cancelled, Abated or Adjusted (1972)	
Other Welfare Services		Self-liquidating	317,000	Transfers to Foreclosed Property	
RECREATION and CONSERVATION		Other	203,750	Balance December 31, 1972	3,464.03
Beaches and Boardwalks	46,175.00	Total	1,160,750	PROPERTY ACQUIRED BY DEED OR	
Parks, Playgrounds, Shade Trees	12,625.00	ISSUED AND OUTSTANDING		FORECLOSURE	
Land Reclamation & Conservation		School	640,000.00	Balance January 1, 1972	3,200.00
Other Recreational Services	7,560.00	Self-liquidating	317,000.00	Transfers From Taxes or Liens	
EDUCATION (excluding schools)		Other	142,000.00	Sale for Cash (1972)	
Libraries	1,286.00	Total	1,099,000.00	Cancelled, Abated or Adjusted (1972)	
Other Educational Services		EQUALIZED VALUATION BASIS		Balance December 31, 1972	3,200.00
STATUTORY EXPENDITURES		FOR NET DEBT COMPUTATION	56,055,731.00	CURRENT FINANCES DECEMBER 31, 1972	
Pensions & F. I. C. A.	26,500.00	REAL PROPERTY VALUATIONS		ASSETS	
Employee Fringe Benefits	10,500.00	Code Class # of Parcels % VAL'N		Cash Dec. 31, 1972	535,118.26
Other Statutory Expenditures		1 Vacant Land 88 3.87	2,231,300.00	Taxes Receivable	53,885.13
MUNICIPAL FUNCTIONS TOTAL	505,548.00	2 Residential 1040 90.73	52,330,100.00	Tax Title Liens	3,464.03
CAPITAL IMPROVEMENTS *MEMO*	36,500.00	3 Farm		Foreclosed Property	3,200.00
DEBT SERVICE		4a Commercial 46 4.78	2,756,200.00	Emergencies & Other Deferred Charges	2,400.00
Principal Payments	17,000.00	4b Industrial		State Aid Receivable	5,240.00
Interest Payments	7,635.00	4c Apartments 1 .62	359,200.00	Other Receivables	
DEFERRED CHARGES	5,852.86	1175 Total	57,676,800.00	Total	603,307.42
SCHOOL, COUNTY, SPECIAL DISTRICT TAXES	904,360.58	Land Area 1.05 Sq. Miles		LIABILITIES, RESERVES, AND SURPLUS	
RESERVE FOR UNCOLLECTED TAXES	62,864.14	Net Valuation Taxable-Municipal	58,146,585.00	Cash Liabilities	368,836.08
EMERGENCY EMPLOYMENT ACT OF 1971		Net Valuation Taxable-County	57,371,292.00	Reserves for Receivables	60,545.16
EXPENDITURES TOTAL	1,507,660.58	State Equalization Ratio	54.68	Surplus Dec. 31, Total	173,922.18

0509

Population 1970 1,712
 Population 1972 2,250
 S & P Rating /
 Moody Rating BA

General Tax Rate Per \$100. 3.33
 State Equalized Tax Rate 1.99

SEA ISLE CITY — CAPE MAY COUNTY
 Form of Government:
 Commission (1911)
 Number of Members on Governing Body 3

PER CAPITA:
 Gross Debt 2,089.00
 Net Debt 508.68
 Debt Service 75.50
 Total Tax Levy 568.95
 Municipal Expenditures 516.17

PER CENT:
 Gross Debt 9.46
 Net Debt 2.30
 Tax Levy Collected 95.39
 Tax Levy Cancelled, Abated or Adjusted .35

EXPENDITURES		REVENUES-REALIZED		1972 PROPERTY TAX	
GENERAL GOVERNMENT				STATE EQUALIZED TAX RATE	
Governing Body & Public Boards		1972 Property Taxes Collected		Local District School Taxes	302,854.00
Municipal Clerk		1972 Payments in Lieu of Taxes		Regional & Consolidated School Tax	
Financial Administration	33,803.08	Delinquent Tax & Lien Collections		School Taxes in Municipal Budget	67,895.00
Assessment of Taxes	58,850.52	Business Personalty Replacement Taxes		County Taxes	280,288.15
Collection of Taxes	24,692.45	Taxes from Public Utilities		County Library Taxes	10,512.86
Planning, Housing & Development	2,853.55	Other Miscellaneous Tax Revenues		Local Municipal Purpose Taxes	558,418.24
Human Resources		State Aid Revenues		Veteran & Senior Citizen Taxes	20,160.00
Elections	638.43	Federal Aid Revenues		Total Taxes for Rate Computation	1,240,168.25
General Administration (other)	112,933.64	State and Local Fiscal Assistance Act Utilized		Special District Taxes	
JUDICIARY		Sale of Acquired Property		Bank Stock Taxes	1,588.92
Municipal Courts	7,139.65	Other Miscellaneous Revenues		Added and Omitted Taxes	58,133.55
PUBLIC SAFETY		Other Revenues, Revenue Sharing Tax Effort		Total Taxes Levied - ABSTRACT	1,280,130.72
Fire Protection	13,303.17	Prior Years Surplus Appropriated		Total Taxes Billed	1,280,873.58
Police Protection	160,292.21	REVENUES TOTAL		1972 TAXES COLLECTED	1,221,876.17
Civil Defense & Disaster Control	251.12	CAPITAL OUTLAY TOTAL		1972 Taxes Cancelled, Abated or Adjusted	4,445.54
Environmental Inspection & Control	9,881.34			Transfer to Tax Title Liens or Foreclosed	146.30
Other Public Safety				Balance Outstanding Dec. 31, 1972	54,405.57
PUBLIC WORKS				PRIOR YEARS TAXES OUTSTANDING	
Streets and Drainage	186,478.68			Balance January 1, 1972	54,096.45
Sewers and Sewage Processing				Collected in 1972	53,408.60
Garbage and Trash Disposal	51,717.35			Cancelled, Abated or Adjusted 1972	18.15
Public Buildings and Grounds				Transfers to Tax Title Liens or Foreclosed	127.01
Other Public Works	17,212.00			Balance December 31, 1972	542.69
HEALTH and WELFARE				TAX TITLE LIENS OUTSTANDING	
Health Services Except Environmental	1,083.80			Balance January 1, 1972	404.29
Welfare-Public Assistance	483.42			Transfers From Taxes	321.21
Hospitals, Clinics, First Aid				Redeemed in 1972	
Animal, Insect, & Rodent Control	1,746.70			Cancelled, Abated or Adjusted (1972)	
Other Welfare Services				Transfers to Foreclosed Property	
RECREATION and CONSERVATION				Balance December 31, 1972	725.50
Beaches and Boardwalks	138,827.71			PROPERTY ACQUIRED BY DEED OR	
Parks, Playgrounds, Shade Trees	7,749.10			FORECLOSURE	
Land Reclamation & Conservation				Balance January 1, 1972	259,242.25
Other Recreational Services	8,868.80			Transfers From Taxes or Liens	
EDUCATION (excluding schools)				Sale for Cash (1972)	188,700.00
Libraries	1,239.77			Cancelled, Abated or Adjusted (1972)	17,548.00
Other Educational Services				Balance December 31, 1972	52,994.25
STATUTORY EXPENDITURES				CURRENT FINANCES DECEMBER 31, 1972	
Pensions & F. I. C. A.	35,211.54			ASSETS	
Employee Fringe Benefits	15,191.53			Cash Dec. 31, 1972	842,013.40
Other Statutory Expenditures				Taxes Receivable	54,548.26
MUNICIPAL FUNCTIONS				Tax Title Liens	725.50
CAPITAL IMPROVEMENTS	851,450.40			Foreclosed Property	52,994.25
DEBT SERVICE	120,080.80			Emergencies & Other Deferred Charges	56,883.46
Principal Payments	80,000.00			State Aid Receivable	51,133.91
Interest Payments	85,870.00			Other Receivables	3,380.84
TYPE I SCHL DEBT *MEMO	67,895.00			Total	1,062,079.62
DEFERRED CHARGES	8,567.39			LIABILITIES, RESERVES, AND SURPLUS	
SCHOOL, COUNTY, SPECIAL DISTRICT TAXES	661,590.01			Cash Liabilities	366,558.72
RESERVE FOR UNCOLLECTED TAXES	51,101.93			Reserves for Receivables	112,048.85
EMERGENCY EMPLOYMENT ACT OF 1971				Surplus Dec. 31,	561,072.05
EXPENDITURES TOTAL	1,822,579.73			Total	1,062,079.62

1971/3000

* ABOVE DEBT SERVICE INCLUDES TYPE I SCHOOL DEBT

1526

Population 1970 1,248
 Population 1972 1,315
 S & P Rating
 Moody Rating

General Tax Rate Per \$100. 2.48
 State Equalized Tax Rate 1.62

SEASIDE HEIGHTS BOROUGH — OCEAN CO.
 Form of Government:
 Borough Council
 Number of Members on Governing Body 6

PER CAPITA: 880.17
 Gross Debt 425.10
 Net Debt 71.30
 Debt Service 650.65
 Total Tax Levy 997.57
 Municipal Expenditures

PER CENT: 2.64
 Gross Debt 1.27
 Net Debt 92.86
 Tax Levy Collected
 Tax Levy Cancelled, Abated or Adjusted

EXPENDITURES		REVENUES-REALIZED		1972 PROPERTY TAX	
GENERAL GOVERNMENT				STATE EQUALIZED TAX RATE	
Governing Body & Public Boards		1972 Property Taxes Collected	801,160.62	Local District School Taxes .33	176,435.00
Municipal Clerk		1972 Payments in Lieu of Taxes		Regional & Consolidated School Tax .28	146,153.20
Financial Administration	8,500.00	Delinquent Tax & Lien Collections	25,060.85	School Taxes in Municipal Budget	
Assessment of Taxes	5,184.00	Business Personalty Replacement Taxes	17,622.05	County Taxes .43	228,454.66
Collection of Taxes	17,750.00	Taxes from Public Utilities	31,847.43	County Library Taxes .02	5,675.41
Planning, Housing & Development		Other Miscellaneous Tax Revenues		Local Municipal Purpose Taxes .53	281,088.64
Human Resources		State Aid Revenues	9,827.13	Veteran & Senior Citizen Taxes .03	16,350.00
Elections		Federal Aid Revenues	11,351.89	Total Taxes for Rate Computation 1.62	658,156.91
General Administration (other)	203,177.67	State and Local Fiscal Assistance Act Utilized		Special District Taxes	
JUDICIARY		Sale of Acquired Property		Bank Stock Taxes	3,321.36
Municipal Courts	41,000.00	Other Miscellaneous Revenues	584,143.18	Added and Omitted Taxes	10,481.42
PUBLIC SAFETY		Other Revenues, Revenue Sharing Tax Effort	114,464.04	Total Taxes Levied - ABSTRACT	855,609.69
Fire Protection	13,500.00	Total	1,595,477.19	Total Taxes Billed	662,719.90
Police Protection	281,900.00	Prior Years Surplus Appropriated	75,000.00	1972 TAXES COLLECTED	601,160.62
Civil Defense & Disaster Control	2,500.00	REVENUES TOTAL	1,670,477.19	1972 Taxes Cancelled, Abated or Adjusted	
Environmental Inspection & Control	2,000.00	CAPITAL OUTLAY TOTAL	91,614.89	Transfer to Tax Title Liens or Foreclosed	
Other Public Safety		Public Enterprises	32,038.65	Balance Outstanding Dec. 31, 1972	61,559.28
PUBLIC WORKS		Recreation—Culture		PRIOR YEARS TAXES OUTSTANDING	
Streets and Drainage	18,290.11	Public Works	55,576.24	Balance January 1, 1972	26,311.16
Sewers and Sewage Processing	45,000.00	Buildings and Grounds		Collected in 1972	25,060.85
Garbage and Trash Disposal	75,200.00	Library and Education		Cancelled, Abated or Adjusted 1972	
Public Buildings and Grounds	37,550.00	Conservation		Transfers to Tax Title Liens or Foreclosed	
Other Public Works		All Other		Balance December 31, 1972	1,250.31
HEALTH and WELFARE		CAPITAL DEBT AUTHORIZED, DECEMBER 31, 1972		TAX TITLE LIENS OUTSTANDING	
Health Services Except Environmental	7,500.00	ISSUED AND UNISSUED		Balance January 1, 1972	
Welfare-Public Assistance	1,500.00	SCHOOL	476,423	Transfers From Taxes	
Hospitals, Clinics, First Aid	4,000.00	Self-liquidating	122,000	Redeemed in 1972	
Animal, Insect, & Rodent Control	2,500.00	Other	559,000	Cancelled, Abated or Adjusted (1972)	
Other Welfare Services		Total	1,157,423	Transfers to Foreclosed Property	
RECREATION and CONSERVATION		ISSUED AND OUTSTANDING		Balance December 31, 1972	
Beaches and Boardwalks	177,729.00	School	476,423.52	PROPERTY ACQUIRED BY DEED OR	
Parks, Playgrounds, Shade Trees	2,600.00	Self-Liquidating	111,000.00	FORECLOSURE	
Land Reclamation & Conservation		Other	559,000.00	Balance January 1, 1972	600.00
Other Recreational Services	58,384.25	Total	1,146,423.52	Transfers From Taxes or Liens	
EDUCATION (excluding schools)		EQUALIZED VALUATION BASIS		Sale for Cash (1972)	
Libraries		FOR NET DEBT COMPUTATION	43,846,022.67	Cancelled, Abated or Adjusted (1972)	
Other Educational Services		REAL PROPERTY VALUATIONS		Balance December 31, 1972	600.00
STATUTORY EXPENDITURES		Code Class # of Parcels % VAL'N		CURRENT FINANCES, DECEMBER 31, 1972	
Pensions & F. I. C. A.	61,230.00	1 Vacant Land 122 5.61	1,931,100.00	ASSETS	
Employee Fringe Benefits	32,300.08	2 Residential 143 51.12	17,601,635.00	Cash Dec. 31, 1972	159,847.30
Other Statutory Expenditures		3 Farm		Taxes Receivable	62,809.59
MUNICIPAL FUNCTIONS TOTAL	1,059,295.11	4a Commercial 193 30.18	10,392,300.00	Tax Title Liens	
CAPITAL IMPROVEMENTS *MEMO*	10,000.00	4b Industrial 4 .49	170,100.00	Foreclosed Property	600.00
DEBT SERVICE		4c Apartments 77 12.60	4,338,550.00	Emergencies & Other Deferred Charges	3,220.00
Principal Payments	72,000.00	1535 Total	34,433,685.00	State Aid Receivable	25,695.62
Interest Payments	21,762.60	Land Area .35 Sq. Miles		Other Receivables	5,606.28
DEFERRED CHARGES	62,220.00	Net Valuation Taxable-Municipal	34,626,326.00	Total	257,778.79
SCHOOL, COUNTY, SPECIAL DISTRICT TAXES	560,718.27	Net Valuation Taxable-County	45,515,821.00	LIABILITIES, RESERVES, AND SURPLUS	
RESERVE FOR UNCOLLECTED TAXES	33,865.29	State Equalization Ratio	65.60	Cash Liabilities	224,813.54
EMERGENCY EMPLOYMENT ACT OF 1971	22,667.00			Reserves for Receivables	69,015.87
EXPENDITURES TOTAL	1,872,528.27			Surplus Dec. 31,	3,548.98
				Total	297,778.79

1527

Population 1970 1,432
 Population 1972 1,465
 S & P Rating
 Moody Rating

General Tax Rate Per \$100. 2.82
 State Equalized Tax Rate 1.83

SEASIDE PARK BOROUGH — OCEAN CO.
 Form of Government:
 Borough Council
 Number of Members on Governing Body 6

PER CAPITA:
 Gross Debt 571.59
 Net Debt 242.28
 Debt Service 15.02
 Total Tax Levy 556.64
 Municipal Expenditures 658.17

PER CENT:
 Gross Debt 2.11
 Net Debt .90
 Tax Levy Collected 94.22
 Tax Levy Cancelled, Abated or Adjusted .15

EXPENDITURES		REVENUES-REALIZED		1972 PROPERTY TAX	
GENERAL GOVERNMENT		1972 Property Taxes Collected		STATE EQUALIZED TAX RATE —	
Governing Body & Public Boards		1972 Payments in Lieu of Taxes		Local District School Taxes	198,212.00
Municipal Clerk		Delinquent Tax & Lien Collections		Regional & Consolidated School Tax	160,984.69
Financial Administration	6,000.00	Business Personalty Replacement Taxes		School Taxes in Municipal Budget	
Assessment of Taxes	32,400.00	Taxes from Public Utilities		County Taxes	205,612.59
Collection of Taxes	8,619.00	Other Miscellaneous Tax Revenues		County Library Taxes	8,707.73
Planning, Housing & Development	2,250.00	State Aid Revenues		Local Municipal Purpose Taxes	234,700.00
Human Resources		Federal Aid Revenues		Veteran & Senior Citizen Taxes	16,820.00
Elections		State and Local Fiscal Assistance Act Utilized		Total Taxes for Rate Computation	825,037.41
General Administration (other)	92,985.00	Sale of Acquired Property		Special District Taxes	
JUDICIARY		Other Miscellaneous Revenues		Bank Stock Taxes	
Municipal Courts	19,000.00	Other Revenues, Revenue Sharing Tax Effort		Added and Omitted Taxes	7,257.97
PUBLIC SAFETY		Prior Years Surplus Appropriated		Total Taxes Levied - ABSTRACT	815,475.38
Fire Protection	13,950.00	REVENUES TOTAL		Total Taxes Billed	815,475.38
Police Protection	189,092.00	CAPITAL OUTLAY TOTAL		1972 TAXES COLLECTED	768,368.31
Civil Defense & Disaster Control	1,000.00	Public Enterprises		1972 Taxes Cancelled, Abated or Adjusted	1,210.00
Environmental Inspection & Control	2,400.00	Recreation—Culture		Transfer to Tax Title Liens or Foreclosed	
Other Public Safety		Public Works		Balance Outstanding Dec. 31, 1972	45,897.07
PUBLIC WORKS		Buildings and Grounds		PRIOR YEARS TAXES OUTSTANDING	
Streets and Drainage	67,700.00	Library and Education		Balance January 1, 1972	35,832.59
Sewers and Sewage Processing		Conservation		Collected in 1972	29,388.57
Garbage and Trash Disposal	56,100.00	All Other		Cancelled, Abated or Adjusted 1972	1,429.71
Public Buildings and Grounds	44,000.00	CAPITAL DEBT AUTHORIZED, DECEMBER 31, 1972		Transfers to Tax Title Liens or Foreclosed	
Other Public Works	44,500.00	ISSUED AND UNISSUED GROSS DEBT NET DEBT		Balance December 31, 1972	5,014.31
HEALTH and WELFARE		School		TAX TITLE LIENS OUTSTANDING	
Health Services Except Environmental	975.00	Self-Liquidating		Balance January 1, 1972	780.84
Welfare-Public Assistance	2,000.00	Other		Transfers From Taxes	
Hospitals, Clinics, First Aid	1,400.00	Total		Redeemed in 1972	
Animal, Insect, & Rodent Control	1,400.00	ISSUED AND OUTSTANDING		Cancelled, Abated or Adjusted (1972)	
Other Welfare Services		School		Transfers to Foreclosed Property	
RECREATION and CONSERVATION		Self-Liquidating		Balance December 31, 1972	780.84
Beaches and Boardwalks	152,403.00	Other		PROPERTY ACQUIRED BY DEED OR	
Parks, Playgrounds, Shade Trees	3,000.00	Total		FORECLOSURE	
Land Reclamation & Conservation		EQUALIZED VALUATION BASIS		Balance January 1, 1972	
Other Recreational Services	49,800.00	FOR NET DEBT COMPUTATION		Transfers From Taxes or Liens	
EDUCATION (excluding schools)		REAL PROPERTY VALUATIONS		Sale for Cash (1972)	
Libraries		Code Class # of Parcels % VAL'N		Cancelled, Abated or Adjusted (1972)	
Other Educational Services		1 Vacant Land 148 2.90		Balance December 31, 1972	
STATUTORY EXPENDITURES		2 Residential 1547 81.28		CURRENT FINANCES DECEMBER 31, 1972	
Pensions & F. I. C. A.	41,500.00	3 Farm		ASSETS	
Employee Fringe Benefits	20,000.00	4a Commercial 126 12.89		Cash Dec. 31, 1972	470,046.82
Other Statutory Expenditures		4b Industrial		Taxes Receivable	50,911.38
MUNICIPAL FUNCTIONS		4c Apartments 26 2.93		Tax Title Liens	780.84
CAPITAL IMPROVEMENTS	48,370.67	Total		Foreclosed Property	
DEBT SERVICE		Land Area .60 Sq. Miles		Emergencies & Other Deferred Charges	
Principal Payments	15,000.00	Net Valuation Taxable-Municipal		State Aid Receivable	16,225.11
Interest Payments	7,011.25	Net Valuation Taxable-County		Other Receivables	
DEFERRED CHARGES		State Equalization Ratio		Total	537,964.15
SCHOOL, COUNTY, SPECIAL DISTRICT TAXES	36,769.53			LIABILITIES, RESERVES, AND SURPLUS	
RESERVE FOR UNCOLLECTED TAXES	573,517.41			Cash Liabilities	304,705.38
EMERGENCY EMPLOYMENT ACT OF 1971	49,325.51			Reserves for Receivables	51,692.22
EXPENDITURES				Surplus Dec. 31,	181,566.55
TOTAL	1,537,737.70			Total	537,964.15

0909

Population 1970 13,228
 Population 1972 13,050
 S & P Rating A
 Moody Rating BAA

General Tax Rate Per \$100. 2.98
 State Equalized Tax Rate 2.55

SEACAUCUS TOWN — HUDSON COUNTY

Form of Government:

Town Council

Number of Members on Governing Body 7

PER CAPITA:

Gross Debt 1,026.15
 Net Debt 301.14
 Debt Service 29.08
 Total Tax Levy 502.94
 Municipal Expenditures 226.59

PER CENT:

Gross Debt 5.82
 Net Debt 1.71
 Tax Levy Collected 97.64
 Tax Levy Cancelled, Abated or Adjusted .51

EXPENDITURES		REVENUES-REALIZED		1972 PROPERTY TAX	
GENERAL GOVERNMENT				STATE EQUALIZED TAX RATE .52	
Governing Body & Public Boards		1972 Property Taxes Collected 6,408,695.85		Local District School Taxes	1,318,200.00
Municipal Clerk		1972 Payments in Lieu of Taxes		Regional & Consolidated School Tax	
Financial Administration	22,630.00	Delinquent Tax & Lien Collections 788,311.09		School Taxes in Municipal Budget .04	110,952.39
Assessment of Taxes	8,154.00	Business Personalty Replacement Taxes 362,541.99		County Taxes 1.37	2,476,970.25
Collection of Taxes	23,668.00	Taxes from Public Utilities 221,595.66		County Library Taxes	
Planning, Housing & Development	2,682.00	Other Miscellaneous Tax Revenues		Local Municipal Purpose Taxes .59	1,491,554.35
Human Resources		State Aid Revenues 128,143.21		Veteran & Senior Citizen Taxes .03	70,360.00
Elections	1,878.00	Federal Aid Revenues 33,614.43		Total Taxes for Rate Computation 2.55	6,468,076.95
General Administration (other)	265,833.00	State and Local Fiscal Assistance Act Utilized		Special District Taxes	
JUDICIARY		Sole of Acquired Property		Bank Stock Taxes	8,513.53
Municipal Courts	22,408.00	Other Miscellaneous Revenues 94,729.31		Added and Omitted Taxes	157,093.62
PUBLIC SAFETY		Other Revenues, Revenue Sharing Tax Effort 319,577.49		Total Taxes Levied - ABSTRACT	6,563,324.14
Fire Protection	77,147.84	Total 8,458,009.03		Total Taxes Billed	6,563,775.22
Police Protection	612,264.50	Prior Years Surplus Appropriated		1972 TAXES COLLECTED	6,408,695.85
Civil Defense & Disaster Control	3,517.00	REVENUES TOTAL 8,458,009.03		1972 Taxes Cancelled, Abated or Adjusted	22,764.72
Environmental Inspection & Control	6,133.00	CAPITAL OUTLAY TOTAL 122,272.52		Transfer to Tax Title Liens or Foreclosed	119.16
Other Public Safety		Public Enterprises 331.82		Balance Outstanding Dec. 31, 1972	121,195.45
PUBLIC WORKS		Recreation—Culture		PRIOR YEARS TAXES OUTSTANDING	
Streets and Drainage	277,576.38	Public Works 85,753.38		Balance January 1, 1972	252,527.51
Sewers and Sewage Processing	111,624.00	Buildings and Grounds 36,187.72		Collected in 1972	159,750.79
Garbage and Trash Disposal	150,587.68	Library and Education		Cancelled, Abated or Adjusted 1972	567.83
Public Buildings and Grounds	54,156.00	Conservation		Transfers to Tax Title Liens or Foreclosed	38,231.52
Other Public Works	125,500.00	All Other		Balance December 31, 1972	54,577.77
HEALTH and WELFARE		CAPITAL DEBT AUTHORIZED, DECEMBER 31, 1972		TAX TITLE LIENS OUTSTANDING	
Health Services Except Environmental	17,673.00	ISSUED AND UNISSUED GROSS DEBT NET DEBT		Balance January 1, 1972	515,518.30
Welfare-Public Assistance	30,944.00	School 10,275,000		Transfers From Taxes	38,250.68
Hospitals, Clinics, First Aid		Self-liquidating 2,116,300		Redeemed in 1972	628,560.30
Animal, Insect, & Rodent Control	3,170.00	Other 13,391,300		Cancelled, Abated or Adjusted (1972)	322,657.24
Other Welfare Services		Total 3,929,836		Transfers to Foreclosed Property	
RECREATION and CONSERVATION		ISSUED AND OUTSTANDING		Balance December 31, 1972	2,651.44
Beaches and Boardwalks		School 3,285,000.00		PROPERTY ACQUIRED BY DEED OR FORECLOSURE	
Parks, Playgrounds, Shade Trees	21,540.00	Self-Liquidating 2,868,000.00		Balance January 1, 1972	112,950.00
Land Reclamation & Conservation		Other 6,153,000.00		Transfers From Taxes or Liens	
Other Recreational Services	27,058.00	EQUALIZED VALUATION BASIS		Sale for Cash (1972)	
EDUCATION (excluding schools)		FOR NET DEBT COMPUTATION 230,257,837.67		Cancelled, Abated or Adjusted (1972)	
Libraries	63,658.00	REAL PROPERTY VALUATIONS		Balance December 31, 1972	112,950.00
Other Educational Services		Code Class # of Parcels % VAL'N ASSESSED VALUATION		CURRENT FINANCES DECEMBER 31, 1972	
STATUTORY EXPENDITURES		1 Vacant Land 274 16.15 34,707,050.00		ASSETS	
Pensions & F. I. C. A.	108,170.32	2 Residential 2524 36.29 78,013,000.00		Cash Dec. 31, 1972	2,185,629.25
Employee Fringe Benefits	43,545.00	3 Farm 176 26.62 57,226,600.00		Taxes Receivable	216,173.26
Other Statutory Expenditures		4a Commercial 79 19.50 42,775,150.00		Tax Title Liens	2,651.44
MUNICIPAL FUNCTIONS TOTAL 2,056,797.72		4b Industrial 11 1.04 2,242,500.00		Foreclosed Property	112,950.00
CAPITAL IMPROVEMENTS *MEMO* 135,500.00		4c Apartments 3064 Total 214,964,300.00		Emergencies & Other Deferred Charges	20,000.00
DEBT SERVICE		Land Area 5.80 Sq. Miles		State Aid Receivable	110,841.53
Principal Payments	156,262.39	Net Valuation Taxable-Municipal 217,145,279.00		Other Receivables	9,095.24
Interest Payments	183,220.00	Net Valuation Taxable-County 247,381,635.00		Total	2,671,340.76
TYPE I SCHL DEBT *MEMO* 110,592.35		State Equalization Ratio 85.79		LIABILITIES, RESERVES, AND SURPLUS	
DEFERRED CHARGES 60,008.17				Cash Liabilities	451,459.34
SCHOOL, COUNTY, SPECIAL DISTRICT TAXES 4,906,162.64				Reserves for Receivables	340,865.54
RESERVE FOR UNCOLLECTED TAXES 383,344.38				Surplus Dec. 31,	1,839,011.48
EMERGENCY EMPLOYMENT ACT OF 1971 37,367.00				Total	2,671,340.76
EXPENDITURES TOTAL 7,863,162.30					

1971/3000

* ABOVE DEBT SERVICE INCLUDES TYPE I SCHOOL DEBT

0332

Population 1970 1,318
 Population 1972 1,420
 S & P Rating
 Moody Rating

General Tax Rate Per \$100. 5.00
 State Equalized Tax Rate 3.30

SHAMONG TOWNSHIP — BURLINGTON CO.
Form of Government:
Township Committee
Number of Members on Governing Body 3

PER CAPITA:
 Gross Debt 511.29
 Net Debt 78.37
 Debt Service
 Total Tax Levy 259.75
 Municipal Expenditures 114.10

PER CENT:
 Gross Debt 7.84
 Net Debt 1.20
 Tax Levy Collected 79.04
 Tax Levy Cancelled, Abated or Adjusted .15

EXPENDITURES		REVENUES-REALIZED		1972 PROPERTY TAX	
GENERAL GOVERNMENT				STATE EQUALIZED TAX RATE	
Governing Body & Public Boards		1972 Property Taxes Collected	292,098.17	Local District School Taxes 1.98	213,143.74
Municipal Clerk		1972 Payments in Lieu of Taxes		Regional & Consolidated School Tax .68	73,176.34
Financial Administration	2,800.00	Delinquent Tax & Lien Collections	66,460.02	School Taxes in Municipal Budget	
Assessment of Taxes	8,442.36	Business Personalty Replacement Taxes	4,574.81	County Taxes	.57 60,588.80
Collection of Taxes	4,294.45	Taxes from Public Utilities	22,149.36	County Library Taxes	.02 2,469.11
Planning, Housing & Development	2,047.24	Other Miscellaneous Tax Revenues	1,661.55	Local Municipal Purpose Taxes	
Human Resources		State Aid Revenues	9,166.00	Veteran & Senior Citizen Taxes	.05 5,460.00
Elections		Federal Aid Revenues		Total Taxes for Rate Computation	3.30 355,237.99
General Administration (other)	6,791.54	State and Local Fiscal Assistance Act Utilized		Special District Taxes	
JUDICIARY		Sale of Acquired Property		Bank Stock Taxes	
Municipal Courts	1,587.86	Other Miscellaneous Revenues	27,693.76	Added and Omitted Taxes	19,067.50
PUBLIC SAFETY		Other Revenues, Revenue Sharing Tax Effort	10,881.19	Total Taxes Levied - ABSTRACT	368,845.49
Fire Protection	4,000.00	Total	435,084.90	Total Taxes Billed	369,545.80
Police Protection	700.00	Prior Years Surplus Appropriated	97,646.36	1972 TAXES COLLECTED	252,058.17
Civil Defense & Disaster Control	750.00	REVENUES TOTAL	532,731.26	1972 Taxes Cancelled, Abated or Adjusted	565.00
Environmental Inspection & Control	1,031.40			Transfer to Tax Title Liens or Foreclosed	497.50
Other Public Safety				Balance Outstanding Dec. 31, 1972	76,385.13
PUBLIC WORKS		CAPITAL OUTLAY TOTAL		PRIOR YEARS TAXES OUTSTANDING	
Streets and Drainage	35,014.06	Public Enterprises		Balance January 1, 1972	67,547.25
Sewers and Sewage Processing		Recreation—Culture		Collected in 1972	65,841.77
Garbage and Trash Disposal	2,160.00	Public Works		Cancelled, Abated or Adjusted 1972	1,185.53
Public Buildings and Grounds		Buildings and Grounds		Transfers to Tax Title Liens or Foreclosed	
Other Public Works		Library and Education		Balance December 31, 1972	519.95
HEALTH and WELFARE		Conservation		TAX TITLE LIENS OUTSTANDING	
Health Services Except Environmental	52.00	All Other		Balance January 1, 1972	3,592.93
Welfare-Public Assistance	708.44			Transfers From Taxes	497.50
Hospitals, Clinics, First Aid		CAPITAL DEBT AUTHORIZED, DECEMBER 31, 1972		Redeemed in 1972	618.25
Animal, Insect, & Rodent Control	518.15	ISSUED AND UNISSUED GROSS DEBT NET DEBT		Cancelled, Abated or Adjusted (1972)	
Other Welfare Services	3,000.00	School 726,038 111,292		Transfers to Foreclosed Property	
RECREATION and CONSERVATION		Self-liquidating		Balance December 31, 1972	3,472.18
Beaches and Boardwalks		Other		PROPERTY ACQUIRED BY DEED OR	
Parks, Playgrounds, Shade Trees		Total 726,038 111,292		FORECLOSURE	
Land Reclamation & Conservation		ISSUED AND OUTSTANDING		Balance January 1, 1972	75.00
Other Recreational Services		School 552,094.06		Transfers From Taxes or Liens	
EDUCATION (excluding schools)		Self-Liquidating		Sale for Cash (1972)	
Libraries		Other		Cancelled, Abated or Adjusted (1972)	
Other Educational Services		Total 552,094.06		Balance December 31, 1972	75.00
STATUTORY EXPENDITURES		EQUALIZED VALUATION BASIS		CURRENT FINANCES DECEMBER 31, 1972	
Pensions & F. I. C. A.	238.60	FOR NET DEBT COMPUTATION	9,256,530.00	ASSETS	
Employee Fringe Benefits		REAL PROPERTY VALUATIONS		Cash Dec. 31, 1972	251,675.87
Other Statutory Expenditures		Code Class # of Parcels % VAL'N		Taxes Receivable	76,905.08
MUNICIPAL FUNCTIONS		1 Vacant Land 383 22.45	1,531,175.00	Tax Title Liens	3,472.18
CAPITAL IMPROVEMENTS	10,000.00	2 Residential 230 42.28	2,883,850.00	Foreclosed Property	75.00
DEBT SERVICE		3 Farm 190 27.06	1,845,925.00	Emergencies & Other Deferred Charges	
Principal Payments		4a Commercial 31 7.05	480,550.00	State Aid Receivable	25.00
Interest Payments		4b Industrial 2 1.16	79,100.00	Other Receivables	833.47
DEFERRED CHARGES		4c Apartments		Total	372,586.60
SCHOOL, COUNTY, SPECIAL DISTRICT TAXES	345,777.99	836 Total	6,820,600.00	LIABILITIES, RESERVES, AND SURPLUS	
RESERVE FOR UNCOLLECTED TAXES	87,885.36	Land Area 46.61 Sq. Miles		Cash Liabilities	119,774.71
EMERGENCY EMPLOYMENT ACT OF 1971		Net Valuation Taxable-Municipal	7,112,066.00	Reserves for Receivables	81,285.73
EXPENDITURES TOTAL	511,799.45	Net Valuation Taxable-County	9,918,154.00	Surplus Dec. 31,	171,926.16
		State Equalization Ratio	66.05	Total	372,586.60

0611

Population 1970 573
 Population 1972 585
 S & P Rating
 Moody Rating

General Tax Rate Per \$100. 3.56
 State Equalized Tax Rate 3.47

SHILOH BOROUGH — CUMBERLAND COUNTY
 Form of Government:
 Borough Council
 Number of Members on Governing Body 6

PER CAPITA:
 Gross Debt
 Net Debt
 Debt Service
 Total Tax Levy 167.74
 Municipal Expenditures 47.34

PER CENT:
 Gross Debt
 Net Debt
 Tax Levy Collected 96.03
 Tax Levy Cancelled, Abated
 or Adjusted

EXPENDITURES		REVENUES-REALIZED		1972 PROPERTY TAX	
GENERAL GOVERNMENT				STATE EQUALIZED TAX RATE	
Governing Body & Public Boards	200.00	1972 Property Taxes Collected		Local District School Taxes	2.41
Municipal Clerk		1972 Payments in Lieu of Taxes		Regional & Consolidated School Tax	
Financial Administration	1,150.00	Delinquent Tax & Lien Collections		School Taxes in Municipal Budget	
Assessment of Taxes	3,825.00	Business Personalty Replacement Taxes		County Taxes	.95
Collection of Taxes	665.71	Taxes from Public Utilities		County Library Taxes	
Planning, Housing & Development	340.00	Other Miscellaneous Tax Revenues		Local Municipal Purpose Taxes	
Human Resources		State Aid Revenues		Veteran & Senior Citizen Taxes	.10
Elections		Federal Aid Revenues		Total Taxes for Rate Computation	3.46
General Administration (other)	1,946.77	State and Local Fiscal Assistance Act Utilized		Special District Taxes	
JUDICIARY		Sale of Acquired Property		Bank Stock Taxes	76.13
Municipal Courts	300.00	Other Miscellaneous Revenues		Added and Omitted Taxes	
PUBLIC SAFETY		Other Revenues, Revenue Sharing Tax Effort		Total Taxes Levied - ABSTRACT	58,126.03
Fire Protection	1,881.20	Prior Years Surplus Appropriated		Total Taxes Billed	58,295.99
Police Protection	500.00	REVENUES TOTAL		1972 TAXES COLLECTED	54,391.57
Civil Defense & Disaster Control	50.00	CAPITAL OUTLAY TOTAL		1972 Taxes Cancelled, Abated or Adjusted	
Environmental Inspection & Control	112.00	Public Enterprises		Transfer to Tax Title Liens or Foreclosed	
Other Public Safety		Recreation—Culture		Balance Outstanding Dec. 31, 1972	3,904.42
PUBLIC WORKS		Public Works		PRIOR YEARS TAXES OUTSTANDING	
Streets and Drainage	3,225.52	Buildings and Grounds		Balance January 1, 1972	2,311.86
Sewers and Sewage Processing		Library and Education		Collected in 1972	2,253.36
Garbage and Trash Disposal	1,744.20	Conservation		Cancelled, Abated or Adjusted 1972	58.50
Public Buildings and Grounds	155.80	All Other		Transfers to Tax Title Liens or Foreclosed	
Other Public Works		CAPITAL DEBT AUTHORIZED, DECEMBER 31, 1972		Balance December 31, 1972	
HEALTH and WELFARE		ISSUED AND UNISSUED		TAX TITLE LIENS OUTSTANDING	
Health Services Except Environmental	450.00	GROSS DEBT		Balance January 1, 1972	
Welfare-Public Assistance	100.00	NET DEBT		Transfers From Taxes	
Hospitals, Clinics, First Aid		SCHOOL		Redeemed in 1972	
Animal, Insect, & Rodent Control		Self-Liquidating		Cancelled, Abated or Adjusted (1972)	
Other Welfare Services		Other		Transfers to Foreclosed Property	
RECREATION and CONSERVATION		Total		Balance December 31, 1972	
Beaches and Boardwalks		ISSUED AND OUTSTANDING		PROPERTY ACQUIRED BY DEED OR	
Parks, Playgrounds, Shade Trees		SCHOOL		FORECLOSURE	
Land Reclamation & Conservation		Self-Liquidating		Balance January 1, 1972	
Other Recreational Services		Other		Transfers From Taxes or Liens	
EDUCATION (excluding schools)		Total		Sale for Cash (1972)	
Libraries		EQUALIZED VALUATION BASIS		Cancelled, Abated or Adjusted (1972)	
Other Educational Services		FOR NET DEBT COMPUTATION		Balance December 31, 1972	
STATUTORY EXPENDITURES		REAL PROPERTY VALUATIONS		CURRENT FINANCES DECEMBER 31, 1972	
Pensions & F. I. C. A.	100.00	Code Class # of Parcels % VAL'N		ASSETS	
Employee Fringe Benefits		1 Vacant Land 15 .87		Cash Dec. 31, 1972	29,817.74
Other Statutory Expenditures		2 Residential 153 67.09		Taxes Receivable	3,904.42
MUNICIPAL FUNCTIONS TOTAL	16,746.20	3 Farm 26 23.79		Tax Title Liens	
CAPITAL IMPROVEMENTS *MEMO*	2,750.00	4a Commercial 16 8.25		Foreclosed Property	
DEBT SERVICE		4b Industrial		Emergencies & Other Deferred Charges	6,266.24
Principal Payments		4c Apartments		State Aid Receivable	464.00
Interest Payments		214 Total		Other Receivables	
DEFERRED CHARGES	1,300.45	Land Area 1.18 Sq. Miles		Total	40,452.40
SCHOOL, COUNTY, SPECIAL DISTRICT TAXES	58,649.90	Net Valuation Taxable-Municipal		LIABILITIES, RESERVES, AND SURPLUS	
RESERVE FOR UNCOLLECTED TAXES	9,648.02	Net Valuation Taxable-County		Cash Liabilities	3,708.59
EMERGENCY EMPLOYMENT ACT OF 1971		State Equalization Ratio		Reserves for Receivables	3,904.42
EXPENDITURES TOTAL	125,744.57			Surplus Dec. 31,	32,839.39
				Total	40,452.40

1528

Population 1970 1,079
 Population 1972 1,205
 S & P Rating
 Moody Rating

General Tax Rate Per \$100. 2.20
 State Equalized Tax Rate 2.07

SHIP BOTTOM BOROUGH — OCEAN COUNTY

Form of Government:

Borough Council

Number of Members on Governing Body 6

PER CAPITA:

Gross Debt 618.86
 Net Debt 183.78
 Debt Service 42.32
 Total Tax Levy 746.44
 Municipal Expenditures 663.49

PER CENT:

Gross Debt 2.03
 Net Debt .60
 Tax Levy Collected 92.18
 Tax Levy Cancelled, Abated or Adjusted

EXPENDITURES		REVENUES-REALIZED		1972 PROPERTY TAX	
GENERAL GOVERNMENT				STATE EQUALIZED TAX RATE — .28	
Governing Body & Public Boards		1972 Property Taxes Collected 829,124.36		Local District School Taxes .28	115,906.33
Municipal Clerk		1972 Payments in Lieu of Taxes		Regional & Consolidated School Tax .47	201,342.11
Financial Administration	6,350.00	Delinquent Tax & Lien Collections 50,010.34		School Taxes in Municipal Budget	
Assessment of Taxes	7,150.00	Business Personalty Replacement Taxes 13,152.01		County Taxes .45	153,154.44
Collection of Taxes	9,390.00	Taxes from Public Utilities 59,754.83		County Library Taxes .02	8,180.39
Planning, Housing & Development	2,800.00	Other Miscellaneous Tax Revenues		Local Municipal Purpose Taxes .83	359,277.23
Human Resources		State Aid Revenues 9,085.22		Veteran & Senior Citizen Taxes .04	15,325.00
Elections		Federal Aid Revenues		Total Taxes for Rate Computation 2.09	897,185.50
General Administration (other)	70,520.00	State and Local Fiscal Assistance Act Utilized		Special District Taxes	
JUDICIARY		Sale of Acquired Property 8,400.00		Bank Stock Taxes	2,322.77
Municipal Courts	7,900.00	Other Miscellaneous Revenues 108,926.13		Added and Omitted Taxes	15,281.66
PUBLIC SAFETY		Other Revenues, Revenue Sharing Tax Effort 19,653.08		Total Taxes Levied - ABSTRACT	899,464.93
Fire Protection	12,900.00	Prior Years Surplus Appropriated 266,400.00		Total Taxes Billed	899,464.93
Police Protection	110,500.00	REVENUES TOTAL 1,364,505.97		1972 TAXES COLLECTED	829,124.36
Civil Defense & Disaster Control	1,000.00	CAPITAL OUTLAY TOTAL 23,679.66		1972 Taxes Cancelled, Abated or Adjusted	
Environmental Inspection & Control	6,010.00	Public Enterprises		Transfer to Tax Title Liens or Foreclosed	
Other Public Safety		Recreation—Culture		Balance Outstanding Dec. 31, 1972	70,340.57
PUBLIC WORKS		Public Works		PRIOR YEARS TAXES OUTSTANDING	
Streets and Drainage	54,130.00	Buildings and Grounds		Balance January 1, 1972	49,723.50
Sewers and Sewage Processing	55,200.00	Library and Education		Collected in 1972	49,315.28
Garbage and Trash Disposal	36,350.00	Conservation		Cancelled, Abated or Adjusted 1972	
Public Buildings and Grounds	2,000.00	All Other		Transfers to Tax Title Liens or Foreclosed	
Other Public Works		CAPITAL DEBT AUTHORIZED, DECEMBER 31, 1972		Balance December 31, 1972	408.22
HEALTH and WELFARE		ISSUED AND UNISSUED GROSS DEBT NET DEBT		TAX TITLE LIENS OUTSTANDING	
Health Services Except Environmental	1,800.00	School 464,273		Balance January 1, 1972	1,301.56
Welfare-Public Assistance	1,450.00	Self-liquidating 60,000		Transfers From Taxes	
Hospitals, Clinics, First Aid	1,750.00	Other 221,453		Redeemed in 1972	695.06
Animal, Insect, & Rodent Control	2,300.00	Total 745,726		Cancelled, Abated or Adjusted (1972)	
Other Welfare Services		Total 221,453		Transfers to Foreclosed Property	
RECREATION and CONSERVATION		ISSUED AND OUTSTANDING		Balance December 31, 1972	606.50
Beaches and Boardwalks	74,300.00	School 464,273.11		PROPERTY ACQUIRED BY DEED OR FORECLOSURE	
Parks, Playgrounds, Shade Trees		Self-Liquidating 161,000.00		Balance January 1, 1972	25,325.00
Land Reclamation & Conservation	4,700.00	Other 625,273.11		Transfers From Taxes or Liens	
Other Recreational Services		Total 625,273.11		Sale for Cash (1972)	
EDUCATION (excluding schools)		EQUALIZED VALUATION BASIS FOR NET DEBT COMPUTATION 36,771,156.33		Cancelled, Abated or Adjusted (1972)	
Libraries	200.00	REAL PROPERTY VALUATIONS		Balance December 31, 1972	25,325.00
Other Educational Services		Code Class # of Parcels % VAL'N ASSESSED VALUATION		CURRENT FINANCES DECEMBER 31, 1972	
STATUTORY EXPENDITURES		1 Vacant Land 249 6.13 2,459,665.00		ASSETS	
Pensions & F. I. C. A.	26,000.00	2 Residential 1341 73.35 29,416,556.00		Cash Dec. 31, 1972	688,417.15
Employee Fringe Benefits	16,000.00	3 Farm		Taxes Receivable	70,748.79
Other Statutory Expenditures		4a Commercial 116 17.01 6,823,305.00		Tax Title Liens	606.50
MUNICIPAL FUNCTIONS TOTAL 550,700.00		4b Industrial		Foreclosed Property	25,325.00
CAPITAL IMPROVEMENTS *MEMO* 67,100.00		4c Apartments 10 3.51 1,407,050.00		Emergencies & Other Deferred Charges	7,500.00
DEBT SERVICE		Total 40,108,576.00		State Aid Receivable	30,568.40
Principal Payments	41,000.00	Land Area .71 Sq. Miles		Other Receivables	14,205.49
Interest Payments	10,000.00	Net Valuation Taxable-Municipal 40,885,566.00		Total	827,775.33
DEFERRED CHARGES 108,850.00		Net Valuation Taxable-County 38,482,836.00		LIABILITIES, RESERVES, AND SURPLUS	
SCHOOL, COUNTY, SPECIAL DISTRICT TAXES 522,583.27		State Equalization Ratio 54.43		Cash Liabilities	320,213.21
RESERVE FOR UNCOLLECTED TAXES 88,950.00				Reserves for Receivables	110,889.78
EMERGENCY EMPLOYMENT ACT OF 1971				Surplus Dec. 31,	406,672.34
EXPENDITURES TOTAL 1,322,083.27				Total	827,775.33

1971/3000

1345

Population 1970 3,315
 Population 1972 3,325
 S & P Rating
 Moody Rating

General Tax Rate Per \$100. 3.55
 State Equalized Tax Rate 3.21

SHREWSBURY BOROUGH — MONMOUTH CO.
 Form of Government:
 Borough Council
 Number of Members on Governing Body 6

PER CAPITA:
 Gross Debt 788.07
 Net Debt 115.71
 Debt Service 3.94
 Total Tax Levy 487.13
 Municipal Expenditures 164.73

PER CENT:
 Gross Debt 6.18
 Net Debt .91
 Tax Levy Collected 96.65
 Tax Levy Cancelled, Abated or Adjusted .05

EXPENDITURES		REVENUES-REALIZED		1972 PROPERTY TAX	
GENERAL GOVERNMENT		1972 Property Taxes Collected		STATE EQUALIZED TAX RATE 1.25	
Governing Body & Public Boards		1,565,449.57		Local District School Taxes 1.25	
Municipal Clerk				Regional & Consolidated School Tax .77	
Financial Administration	2,575.00	1972 Payments in Lieu of Taxes		School Taxes in Municipal Budget	
Assessment of Taxes	5,684.00	45,031.31		County Taxes .62	
Collection of Taxes	12,119.00	44,849.68		County Library Taxes .02	
Planning, Housing & Development	1,660.00	59,617.57		Local Municipal Purpose Taxes .60	
Human Resources	1,000.00	Other Miscellaneous Tax Revenues		Veteran & Senior Citizen Taxes .04	
Elections		13,864.77		Total Taxes for Rate Computation 3.30	
General Administration (other)	71,687.99	6,564.86		Special District Taxes	
JUDICIARY		State and Local Fiscal Assistance Act Utilized		Bank Stock Taxes	
Municipal Courts	8,686.00	Sale of Acquired Property		Added and Omitted Taxes	
PUBLIC SAFETY		43,402.66		Total Taxes Levied - ABSTRACT	
Fire Protection	23,445.00	10,358.51		Total Taxes Billed	
Police Protection	164,128.00	1,785,139.23		1972 TAXES COLLECTED	
Civil Defense & Disaster Control	125.00	88,500.00		1972 Taxes Cancelled, Abated or Adjusted	
Environmental Inspection & Control	2,516.00	Prior Years Surplus Appropriated		Transfer to Tax Title Liens or Foreclosed	
Other Public Safety		REVENUES TOTAL 1,877,639.23		Balance Outstanding Dec. 31, 1972	
PUBLIC WORKS		CAPITAL OUTLAY TOTAL 110,885.46		PRIOR YEARS TAXES OUTSTANDING	
Streets and Drainage	63,278.00	Public Enterprises		Balance January 1, 1972	
Sewers and Sewage Processing		1,523.00		Collected in 1972	
Garbage and Trash Disposal	26,804.00	22,319.89		Cancelled, Abated or Adjusted 1972	
Public Buildings and Grounds	8,395.00	Buildings and Grounds		Transfers to Tax Title Liens or Foreclosed	
Other Public Works		Library and Education		Balance December 31, 1972	
HEALTH and WELFARE		Conservation		TAX TITLE LIENS OUTSTANDING	
Health Services Except Environmental	7,679.00	All Other		Balance January 1, 1972	
Welfare-Public Assistance		CAPITAL DEBT AUTHORIZED, DECEMBER 31, 1972		Transfers From Taxes	
Hospitals, Clinics, First Aid		ISSUED AND UNISSUED GROSS DEBT NET DEBT		Redeemed in 1972	
Animal, Insect, & Rodent Control		School 2,235,587		Cancelled, Abated or Adjusted (1972)	
Other Welfare Services		Self-liquidating 384,746		Transfers to Foreclosed Property	
RECREATION and CONSERVATION		Other 384,746		Balance December 31, 1972	
Beaches and Boardwalks		Total 2,620,333		PROPERTY ACQUIRED BY DEED OR	
Parks, Playgrounds, Shade Trees	8,345.00	ISSUED AND OUTSTANDING		FORECLOSURE	
Land Reclamation & Conservation	740.00	School 408,167.80		Balance January 1, 1972	
Other Recreational Services		Self-Liquidating 97,900.34		Transfers From Taxes or Liens	
EDUCATION (excluding schools)		Other 506,068.14		Sale for Cash (1972)	
Libraries	8,267.00	Total 42,370,622.67		Cancelled, Abated or Adjusted (1972)	
Other Educational Services		EQUALIZED VALUATION BASIS		Balance December 31, 1972	
STATUTORY EXPENDITURES		FOR NET DEBT COMPUTATION		CURRENT FINANCES DECEMBER 31, 1972	
Pensions & F. I. C. A.	25,008.98	REAL PROPERTY VALUATIONS		ASSETS	
Employee Fringe Benefits	13,750.00	Code Class # of Parcels % VAL'N ASSESSED VALUATION		Cash Dec. 31, 1972	
Other Statutory Expenditures		1 Vacant Land 81 6.92 3,087,700.00		Taxes Receivable	
MUNICIPAL FUNCTIONS		2 Residential 548 69.06 30,815,000.00		Tax Title Liens	
CAPITAL IMPROVEMENTS	24,000.00	3 Farm 1 .07 33,000.00		Foreclosed Property	
DEBT SERVICE		4a Commercial 101 23.95 10,687,300.00		Emergencies & Other Deferred Charges	
Principal Payments	10,500.00	4b Industrial		State Aid Receivable	
Interest Payments	2,600.00	4c Apartments		Other Receivables	
DEFERRED CHARGES		1131 Total 44,623,000.00		Total	
SCHOOL, COUNTY, SPECIAL DISTRICT TAXES	8,462.02	Land Area 2.30 Sq. Miles		LIABILITIES, RESERVES, AND SURPLUS	
RESERVE FOR UNCOLLECTED TAXES	1,297,016.62	Net Valuation Taxable-Municipal		Cash Liabilities	
EMERGENCY EMPLOYMENT ACT OF 1971	62,401.00	45,251,701.00		Reserves for Receivables	
EXPENDITURES		Net Valuation Taxable-County		Surplus Dec. 31,	
TOTAL	1,844,737.47	45,132,648.00		Total	
		State Equalization Ratio 93.25			

1346

Population 1970 1,164
 Population 1972 1,210
 S & P Rating
 Moody Rating

General Tax Rate Per \$100. 4.14
 State Equalized Tax Rate 5.61

SHREWSBURY TOWNSHIP — MONMOUTH CO.
 Form of Government:
 Township Committee
 Number of Members on Governing Body 3

PER CAPITA:
 Gross Debt 17.93
 Net Debt
 Debt Service
 Total Tax Levy 66.60
 Municipal Expenditures 80.13

PER CENT:
 Gross Debt 2.13
 Net Debt
 Tax Levy Collected 100.00
 Tax Levy Cancelled, Abated or Adjusted

EXPENDITURES		REVENUES-REALIZED		1972 PROPERTY TAX	
GENERAL GOVERNMENT				STATE EQUALIZED TAX RATE	
Governing Body & Public Boards		1972 Property Taxes Collected	80,582.20	Local District School Taxes 1.32	18,581.35
Municipal Clerk	3,275.00	1972 Payments in Lieu of Taxes	34,020.35	Regional & Consolidated School Tax 1.51	21,597.42
Financial Administration	125.00	Delinquent Tax & Lien Collections		School Taxes in Municipal Budget	
Assessment of Taxes	125.00	Business Personalty Replacement Taxes	749.00	County Taxes .91	13,090.94
Collection of Taxes		Taxes from Public Utilities	809.05	County Library Taxes .03	453.49
Planning, Housing & Development		Other Miscellaneous Tax Revenues		Local Municipal Purpose Taxes 1.84	26,415.00
Human Resources		State Aid Revenues	4,475.75	Veteran & Senior Citizen Taxes	
Elections	400.00	Federal Aid Revenues		Total Taxes for Rate Computation 5.61	80,582.20
General Administration (other)	19,070.00	State and Local Fiscal Assistance Act Utilized		Special District Taxes	
JUDICIARY		Sale of Acquired Property		Bank Stock Taxes	
Municipal Courts	1,825.00	Other Miscellaneous Revenues	6,309.12	Added and Omitted Taxes	
PUBLIC SAFETY		Other Revenues, Revenue Sharing Tax Effort	325.00	Total Taxes Levied - ABSTRACT	80,582.20
Fire Protection	2,090.00	Total	127,270.47	Total Taxes Billed	80,582.20
Police Protection	3,100.00	Prior Years Surplus Appropriated	35,000.00	1972 TAXES COLLECTED	80,582.20
Civil Defense & Disaster Control	250.00	REVENUES TOTAL	162,270.47	1972 Taxes Cancelled, Abated or Adjusted	
Environmental Inspection & Control		CAPITAL OUTLAY TOTAL	12,769.40	Transfer to Tax Title Liens or Foreclosed	
Other Public Safety				Balance Outstanding Dec. 31, 1972	
PUBLIC WORKS		Public Enterprises	12,769.40	PRIOR YEARS TAXES OUTSTANDING	
Streets and Drainage	22,000.00	Recreation—Culture		Balance January 1, 1972	
Sewers and Sewage Processing	3,520.00	Public Works		Collected in 1972	
Garbage and Trash Disposal	29,040.00	Buildings and Grounds		Cancelled, Abated or Adjusted 1972	
Public Buildings and Grounds	3,440.00	Library and Education		Transfers to Tax Title Liens or Foreclosed	
Other Public Works		Conservation		Balance December 31, 1972	
HEALTH and WELFARE		All Other		TAX TITLE LIENS OUTSTANDING	
Health Services Except Environmental	3,150.00	CAPITAL DEBT AUTHORIZED, DECEMBER 31, 1972		Balance January 1, 1972	
Welfare-Public Assistance	100.00	ISSUED AND UNISSUED GROSS DEBT NET DEBT		Transfers From Taxes	
Hospitals, Clinics, First Aid		School 21,696		Redeemed in 1972	
Animal, Insect, & Rodent Control		Self-Liquidating		Cancelled, Abated or Adjusted (1972)	
Other Welfare Services		Other		Transfers to Foreclosed Property	
RECREATION and CONSERVATION		Total 21,696		Balance December 31, 1972	
Beaches and Boardwalks		ISSUED AND OUTSTANDING		PROPERTY ACQUIRED BY DEED OR FORECLOSURE	
Parks, Playgrounds, Shade Trees	2,000.00	School 21,690.58		Balance January 1, 1972	
Land Reclamation & Conservation		Self-Liquidating		Transfers From Taxes or Liens	
Other Recreational Services		Other		Sale for Cash (1972)	
EDUCATION (excluding schools)		Total 21,690.58		Cancelled, Abated or Adjusted (1972)	
Libraries		EQUALIZED VALUATION BASIS FOR NET DEBT COMPUTATION	1,016,767.23	Balance December 31, 1972	
Other Educational Services		REAL PROPERTY VALUATIONS		CURRENT FINANCES DECEMBER 31, 1972	
STATUTORY EXPENDITURES		Code Class # of Parcels % VAL'N ASSESSED VALUATION		ASSETS	
Pensions & F. I. C. A.	2,450.00	1 Vacant Land 1 28.68	553,000.00	Cash Dec. 31, 1972	65,413.57
Employee Fringe Benefits		2 Residential		Taxes Receivable	
Other Statutory Expenditures		3 Farm		Tax Title Liens	
MUNICIPAL FUNCTIONS TOTAL	56,360.00	4a Commercial		Foreclosed Property	
CAPITAL IMPROVEMENTS **MEMO*	10,000.00	4b Industrial		Emergencies & Other Deferred Charges	2,400.00
DEBT SERVICE		4c Apartments 1 71.32	1,275,000.00	State Aid Receivable	40.76
Principal Payments		2 Total	1,528,000.00	Other Receivables	6,557.58
Interest Payments		Land Area .09 Sq. Miles		Total	74,412.31
DEFERRED CHARGES	600.00	Net Valuation Taxable-Municipal	1,545,404.00	LIABILITIES, RESERVES, AND SURPLUS	
SCHOOL, COUNTY, SPECIAL DISTRICT TAXES	54,163.20	Net Valuation Taxable-County	1,555,389.00	Cash Liabilities	35,142.16
RESERVE FOR UNCOLLECTED TAXES		State Equalization Ratio 135.55		Reserves for Receivables	6,557.58
EMERGENCY EMPLOYMENT ACT OF 1971				Surplus Dec. 31,	32,712.57
EXPENDITURES TOTAL	151,123.20			Total	74,412.31

0431

Population 1970 6,510
 Population 1972 6,755
 S & P Rating
 Moody Rating

General Tax Rate Per \$100. 4.29
 State Equalized Tax Rate 4.06

SOMERDALE BOROUGH — CAMDEN COUNTY
Form of Government:
Borough Council
Number of Members on Governing Body 6

PER CAPITA:
 Gross Debt 160.92
 Net Debt 35.50
 Debt Service 4.13
 Total Tax Levy 227.18
 Municipal Expenditures 88.15

PER CENT:
 Gross Debt 3.27
 Net Debt .72
 Tax Levy Collected 92.34
 Tax Levy Cancelled, Abated or Adjusted .66

EXPENDITURES		REVENUES-REALIZED		1972 PROPERTY TAX	
GENERAL GOVERNMENT				STATE EQUALIZED TAX RATE	
Governing Body & Public Boards		1972 Property Taxes Collected	1,416,758.59	Local District School Taxes 1.45	552,780.78
Municipal Clerk		1972 Payments in Lieu of Taxes		Regional & Consolidated School Tax .86	328,614.04
Financial Administration	4,750.00	Delinquent Tax & Lien Collections	86,847.52	School Taxes in Municipal Budget	
Assessment of Taxes	4,150.00	Business Personalty Replacement Taxes	21,896.65	County Taxes .93	352,321.22
Collection of Taxes	7,200.00	Taxes from Public Utilities	99,975.33	County Library Taxes .03	11,028.77
Planning, Housing & Development	3,420.00	Other Miscellaneous Tax Revenues		Local Municipal Purpose Taxes .71	270,029.52
Human Resources		State Aid Revenues	30,019.33	Veteran & Senior Citizen Taxes .05	33,920.00
Elections	975.00	Federal Aid Revenues		Total Taxes for Rate Computation 4.07	1,550,694.73
General Administration (other)	70,426.26	State and Local Fiscal Assistance Act Utilized		Special District Taxes	
JUDICIARY		Sale of Acquired Property	2,400.00	Bank Stock Taxes	2,970.08
Municipal Courts	3,350.00	Other Miscellaneous Revenues	14,759.36	Added and Omitted Taxes	14,853.07
PUBLIC SAFETY		Other Revenues, Revenue Sharing Tax Effort	13,729.51	Total Taxes Levied - ABSTRACT	1,534,597.88
Fire Protection	20,225.00	Total	1,686,426.69	Total Taxes Billed	1,534,326.98
Police Protection	114,440.00	Prior Years Surplus Appropriated	60,000.00	1972 TAXES COLLECTED	1,416,758.59
Civil Defense & Disaster Control	650.00	REVENUES TOTAL	1,746,426.69	1972 Taxes Cancelled, Abated or Adjusted	10,132.84
Environmental Inspection & Control	600.00			Transfer to Tax Title Liens or Foreclosed	9,592.65
Other Public Safety				Balance Outstanding Dec. 31, 1972	57,802.90
PUBLIC WORKS		CAPITAL OUTLAY TOTAL	135.00	PRIOR YEARS TAXES OUTSTANDING	
Streets and Drainage	52,266.48	Public Enterprises	135.00	Balance January 1, 1972	87,094.37
Sewers and Sewage Processing		Recreation—Culture		Collected in 1972	81,559.60
Garbage and Trash Disposal	37,440.88	Public Works		Cancelled, Abated or Adjusted 1972	48.88
Public Buildings and Grounds	4,750.00	Buildings and Grounds		Transfers to Tax Title Liens or Foreclosed	5,365.14
Other Public Works		Library and Education		Balance December 31, 1972	80.75
HEALTH and WELFARE		Conservation		TAX TITLE LIENS OUTSTANDING	
Health Services Except Environmental	2,105.00	All Other		Balance January 1, 1972	5,206.94
Welfare-Public Assistance	3,800.00			Transfers From Taxes	15,620.41
Hospitals, Clinics, First Aid				Redeemed in 1972	5,247.92
Animal, Insect, & Rodent Control	140.00			Cancelled, Abated or Adjusted (1972)	
Other Welfare Services				Transfers to Foreclosed Property	
RECREATION and CONSERVATION				Balance December 31, 1972	19,579.43
Beaches and Boardwalks				PROPERTY ACQUIRED BY DEED OR FORECLOSURE	
Parks, Playgrounds, Shade Trees				Balance January 1, 1972	25,166.62
Land Reclamation & Conservation				Transfers From Taxes or Liens	
Other Recreational Services	16,579.00			Sale for Cash (1972)	2,400.00
EDUCATION (excluding schools)				Cancelled, Abated or Adjusted (1972)	
Libraries	6,000.00			Balance December 31, 1972	22,766.62
Other Educational Services				CURRENT FINANCES DECEMBER 31, 1972	
STATUTORY EXPENDITURES				ASSETS	
Pensions & F. I. C. A.	17,000.00			Cash Dec. 31, 1972	158,802.98
Employee Fringe Benefits				Taxes Receivable	57,883.65
Other Statutory Expenditures				Tax Title Liens	19,579.43
MUNICIPAL FUNCTIONS				Foreclosed Property	22,766.62
CAPITAL IMPROVEMENTS	410,667.62			Emergencies & Other Deferred Charges	22,685.00
DEBT SERVICE				State Aid Receivable	
Principal Payments	16,262.50			Other Receivables	3,298.19
Interest Payments	11,609.00			Total	325,015.87
DEFERRED CHARGES				LIABILITIES, RESERVES, AND SURPLUS	
SCHOOL, COUNTY, SPECIAL DISTRICT TAXES	14,487.56			Cash Liabilities	53,658.51
RESERVE FOR UNCOLLECTED TAXES	1,246,744.81			Reserves for Receivables	143,527.89
EMERGENCY EMPLOYMENT ACT OF 1971	142,413.32			Surplus Dec. 31,	87,829.47
EXPENDITURES TOTAL	1,842,184.81			Total	325,015.87
		REAL PROPERTY VALUATIONS			
		Code Class # of Parcels % VAL'N	ASSESSED VALUATION		
		1 Vacant Land 220 2.42	867,250.00		
		2 Residential 1448 71.74	25,680,250.00		
		3 Farm			
		4a Commercial 94 10.37	3,712,250.00		
		4b Industrial 36 4.37	1,564,925.00		
		4c Apartments 8 11.09	3,971,400.00		
		1806 Total	35,796,075.00		
		Land Area 1.36 Sq. Miles			
		Net Valuation Taxable-Municipal	36,136,914.00		
		Net Valuation Taxable-County	34,532,224.00		
		State Equalization Ratio	94.77		

0121

Population 1970 7,919
 Population 1972 8,980
 S & P Rating BBB
 Moody Rating BA

General Tax Rate Per \$100. 4.14
 State Equalized Tax Rate 3.82

SOMERS POINT CITY - ATLANTIC COUNTY

Form of Government:

City Charter Act (P.L. 1897 c.30)

Number of Members on Governing Body 7

PER CAPITA:
 Gross Debt 389.15
 Net Debt 151.53
 Debt Service 34.64
 Total Tax Levy 272.66
 Municipal Expenditures 152.58

PER CENT:
 Gross Debt 6.37
 Net Debt 2.48
 Tax Levy Collected 92.68
 Tax Levy Cancelled, Abated or Adjusted .22

EXPENDITURES		REVENUES-REALIZED		1972 PROPERTY TAX	
GENERAL GOVERNMENT		1972 Property Taxes Collected		STATE EQUALIZED TAX RATE	
Governing Body & Public Boards		2,272,032.98		Local District School Taxes 1.07	
Municipal Clerk				Regional & Consolidated School Tax .63	
Financial Administration	13,500.00	1972 Payments in Lieu of Taxes		School Taxes in Municipal Budget .19	
Assessment of Taxes	10,900.00	Delinquent Tax & Lien Collections		County Taxes .79	
Collection of Taxes	20,069.55	Business Personalty Replacement Taxes		County Library Taxes .02	
Planning, Housing & Development	14,453.00	Taxes from Public Utilities		Local Municipal Purpose Taxes 1.02	
Human Resources		Other Miscellaneous Tax Revenues		Veteran & Senior Citizen Taxes .10	
Elections	1,500.00	State Aid Revenues		Total Taxes for Rate Computation 3.82	
General Administration (other)	89,818.10	Federal Aid Revenues		Special District Taxes	
JUDICIARY		State and Local Fiscal Assistance Act Utilized		Bank Stock Taxes	
Municipal Courts	12,150.00	Sale of Acquired Property		Added and Omitted Taxes	
PUBLIC SAFETY		Other Miscellaneous Revenues		Total Taxes Levied - ABSTRACT	
Fire Protection	49,965.00	Other Revenues, Revenue Sharing Tax Effort		Total Taxes Billed	
Police Protection	234,916.48	Total		1972 TAXES COLLECTED	
Civil Defense & Disaster Control	2,671.96	Prior Years Surplus Appropriated		1972 Taxes Cancelled, Abated or Adjusted	
Environmental Inspection & Control	5,285.00	REVENUES TOTAL		Transfer to Tax Title Liens or Foreclosed	
Other Public Safety		CAPITAL OUTLAY TOTAL		Balance Outstanding Dec. 31, 1972	
PUBLIC WORKS				PRIOR YEARS TAXES OUTSTANDING	
Streets and Drainage	138,317.33	Public Enterprises		Balance January 1, 1972	
Sewers and Sewage Processing		Recreation—Culture		Collected in 1972	
Garbage and Trash Disposal	68,150.00	Public Works		Cancelled, Abated or Adjusted 1972	
Public Buildings and Grounds	12,700.00	Buildings and Grounds		Transfers to Tax Title Liens or Foreclosed	
Other Public Works	21,109.26	Library and Education		Balance December 31, 1972	
HEALTH and WELFARE		Conservation		TAX TITLE LIENS OUTSTANDING	
Health Services Except Environmental	4,332.87	All Other		Balance January 1, 1972	
Welfare-Public Assistance	3,475.00	CAPITAL DEBT AUTHORIZED, DECEMBER 31, 1972		Transfers From Taxes	
Hospitals, Clinics, First Aid	7,250.00	ISSUED AND UNISSUED GROSS DEBT NET DEBT		Redeemed in 1972	
Animal, Insect, & Rodent Control	6,850.00	School		Cancelled, Abated or Adjusted (1972)	
Other Welfare Services		Self-liquidating		Transfers to Foreclosed Property	
RECREATION and CONSERVATION		Other		Balance December 31, 1972	
Beaches and Boardwalks	3,500.00	Total		PROPERTY ACQUIRED BY DEED OR	
Parks, Playgrounds, Shade Trees	14,200.00			FORECLOSURE	
Land Reclamation & Conservation		ISSUED AND OUTSTANDING		Balance January 1, 1972	
Other Recreational Services		School		Transfers From Taxes or Liens	
EDUCATION (excluding schools)		Self-Liquidating		Sale for Cash (1972)	
Libraries	10,050.00	Other		Cancelled, Abated or Adjusted (1972)	
Other Educational Services		Total		Balance December 31, 1972	
STATUTORY EXPENDITURES		EQUALIZED VALUATION BASIS		CURRENT FINANCES DECEMBER 31, 1972	
Pensions & F. I. C. A.	43,762.70	FOR NET DEBT COMPUTATION		ASSETS	
Employee Fringe Benefits	17,616.94	REAL PROPERTY VALUATIONS		Cash Dec. 31, 1972	
Other Statutory Expenditures		Code Class # of Parcels % VAL'N		Taxes Receivable	
MUNICIPAL FUNCTIONS	806,543.19	1 Vacant Land 608 5.13		Tax Title Liens	
CAPITAL IMPROVEMENTS	*MEMO*	2 Residential 2620 67.85		Foreclosed Property	
DEBT SERVICE		3 Farm 1 .29		Emergencies & Other Deferred Charges	
Principal Payments	156,000.00	4a Commercial 152 16.54		State Aid Receivable	
Interest Payments	155,099.00	4b Industrial		Other Receivables	
TYPE I SCHL DEBT *MEMO*	139,645.50	4c Apartments 15 10.19		Total	
DEFERRED CHARGES	43,537.45	3396 Total		LIABILITIES, RESERVES, AND SURPLUS	
SCHOOL, COUNTY, SPECIAL DISTRICT TAXES	1,702,679.93	Land Area 4.08 Sq. Miles		Cash Liabilities	
RESERVE FOR UNCOLLECTED TAXES	159,451.23	Net Valuation Taxable-Municipal		Reserves for Receivables	
EMERGENCY EMPLOYMENT ACT OF 1971	49,051.49	Net Valuation Taxable-County		Surplus Dec. 31,	
EXPENDITURES	3,072,842.29	State Equalization Ratio		Total	

1971/3000

* ABOVE DEBT SERVICE INCLUDES TYPE I SCHOOL DEBT

1818

Population 1970 13,652
 Population 1972 13,760
 S & P Rating A
 Moody Rating A

General Tax Rate Per \$100. 11.82
 State Equalized Tax Rate 3.75

SOMERVILLE BOROUGH — SOMERSET CO.
 Form of Government:
 Borough Council
 Number of Members on Governing Body 6

PER CAPITA: 574.15
 Gross Debt 243.51
 Net Debt 13.99
 Debt Service 350.14
 Total Tax Levy 181.31
 Municipal Expenditures

PER CENT: 6.95
 Gross Debt 2.95
 Net Debt 97.04
 Tax Levy Collected
 Tax Levy Cancelled, Abated or Adjusted .86

EXPENDITURES		REVENUES-REALIZED		1972 PROPERTY TAX	
GENERAL GOVERNMENT		1972 Property Taxes Collected		STATE EQUALIZED TAX RATE	
Governing Body & Public Boards		4,676,485.53		Local District School Taxes 2.23	
Municipal Clerk		401.31		Regional & Consolidated School Tax	
Financial Administration	48,720.00	132,058.48		School Taxes in Municipal Budget	
Assessment of Taxes	26,160.00	162,309.31		County Taxes .46	
Collection of Taxes	15,075.00	308,150.99		County Library Taxes	
Planning, Housing & Development		Other Miscellaneous Tax Revenues		Local Municipal Purpose Taxes 1.02	
Human Resources		State Aid Revenues		Veteran & Senior Citizen Taxes .05	
Elections	2,450.00	41,850.00		Total Taxes for Rate Computation 3.76	
General Administration (other)	181,638.00	State and Local Fiscal Assistance Act Utilized		Special District Taxes	
JUDICIARY		Sale of Acquired Property		Bank Stock Taxes	
Municipal Courts	16,650.00	Other Miscellaneous Revenues		Added and Omitted Taxes	
PUBLIC SAFETY		Other Revenues, Revenue Sharing Tax Effort		Total Taxes Levied - ABSTRACT	
Fire Protection	64,190.00	Total		Total Taxes Billed	
Police Protection	551,432.00	Prior Years Surplus Appropriated		1972 TAXES COLLECTED	
Civil Defense & Disaster Control	4,610.00	REVENUES TOTAL		1972 Taxes Cancelled, Abated or Adjusted	
Environmental Inspection & Control	27,035.00	CAPITAL OUTLAY TOTAL		Transfer to Tax Title Liens or Foreclosed	
Other Public Safety		Public Enterprises		Balance Outstanding Dec. 31, 1972	
PUBLIC WORKS		Recreation—Culture		PRIOR YEARS TAXES OUTSTANDING	
Streets and Drainage	424,350.00	Public Works		Balance January 1, 1972	
Sewers and Sewage Processing	28,450.00	Buildings and Grounds		Collected in 1972	
Garbage and Trash Disposal	102,310.00	Library and Education		Cancelled, Abated or Adjusted 1972	
Public Buildings and Grounds	47,640.00	Conservation		Transfers to Tax Title Liens or Foreclosed	
Other Public Works	30,000.00	All Other		Balance December 31, 1972	
HEALTH and WELFARE		CAPITAL DEBT AUTHORIZED, DECEMBER 31, 1972		TAX TITLE LIENS OUTSTANDING	
Health Services Except Environmental	48,205.18	ISSUED AND UNISSUED GROSS DEBT NET DEBT		Balance January 1, 1972	
Welfare-Public Assistance	11,495.00	School 4,637,000 87,452		Transfers From Taxes	
Hospitals, Clinics, First Aid		Self-liquidating 3,263,300 3,263,300		Redeemed in 1972	
Animal, Insect, & Rodent Control		Other 7,900,300 3,350,752		Cancelled, Abated or Adjusted (1972)	
Other Welfare Services	5,240.00	ISSUED AND OUTSTANDING		Transfers to Foreclosed Property	
RECREATION and CONSERVATION		School 4,637,000.00		Balance December 31, 1972	
Beaches and Boardwalks	40,700.00	Self-Liquidating 3,171,000.00		PROPERTY ACQUIRED BY DEED OR FORECLOSURE	
Parks, Playgrounds, Shade Trees	32,650.00	Other 7,808,000.00		Balance January 1, 1972	
Land Reclamation & Conservation	52,350.00	EQUALIZED VALUATION BASIS		Transfers From Taxes or Liens	
Other Recreational Services		FOR NET DEBT COMPUTATION		Sale for Cash (1972)	
EDUCATION (excluding schools)		REAL PROPERTY VALUATIONS		Cancelled, Abated or Adjusted (1972)	
Libraries	79,350.00	Code Class # of Parcels % VAL'N ASSESSED VALUATION		Balance December 31, 1972	
Other Educational Services		1 Vacant Land 155 .95 375,500.00		CURRENT FINANCES DECEMBER 31, 1972	
STATUTORY EXPENDITURES		2 Residential 2682 59.57 23,497,200.00		ASSETS	
Pensions & F. I. C. A.	131,220.00	3 Farm 314 24.34 9,601,800.00		Cash Dec. 31, 1972	
Employee Fringe Benefits	36,000.00	4a Commercial 16 5.17 2,040,700.00		Taxes Receivable	
Other Statutory Expenditures		4b Industrial 26 9.96 3,527,900.00		Tax Title Liens	
MUNICIPAL FUNCTIONS		4c Apartments 3192 Total 39,443,100.00		Foreclosed Property	
CAPITAL IMPROVEMENTS	70,000.00	Land Area 2.30 Sq. Miles		Emergencies & Other Deferred Charges	
DEBT SERVICE		Net Valuation Taxable-Municipal		State Aid Receivable	
Principal Payments	90,000.00	Net Valuation Taxable-County		Other Receivables	
Interest Payments	102,500.00	State Equalization Ratio		Total	
DEFERRED CHARGES	6,750.82			LIABILITIES, RESERVES, AND SURPLUS	
SCHOOL, COUNTY, SPECIAL DISTRICT TAXES	3,464,196.95			Cash Liabilities	
RESERVE FOR UNCOLLECTED TAXES	283,703.18			Reserves for Receivables	
EMERGENCY EMPLOYMENT ACT OF 1971				Surplus Dec. 31,	
EXPENDITURES				Total	
TOTAL	5,955,071.13				

1220'

Population 1970 9,338
 Population 1972 9,590
 S & P Rating
 Moody Rating BAA-1

General Tax Rate Per \$100. 8.96
 State Equalized Tax Rate 2.83

SOUTH AMBOY CITY — MIDDLESEX COUNTY
Form of Government:
Mayor-Council Plan D (OMCL50)
Number of Members on Governing Body 5

PER CAPITA:
 Gross Debt 160.65
 Net Debt 116.54
 Debt Service 13.38
 Total Tax Levy 193.81
 Municipal Expenditures 210.59

PER CENT:
 Gross Debt 2.33
 Net Debt 1.65
 Tax Levy Collected 94.67
 Tax Levy Cancelled, Abated or Adjusted

EXPENDITURES		REVENUES-REALIZED		1972 PROPERTY TAX	
GENERAL GOVERNMENT		1972 Property Taxes Collected		STATE EQUALIZED TAX RATE	
Governing Body & Public Boards	8,400.00	1,763,299.46		Local District School Taxes .67	450,230.50
Municipal Clerk		1972 Payments in Lieu of Taxes		Regional & Consolidated School Tax	
Financial Administration	13,100.00	82,604.82		School Taxes in Municipal Budget .05	35,245.00
Assessment of Taxes	6,000.00	Delinquent Tax & Lien Collections		County Taxes .57	386,121.01
Collection of Taxes	17,484.00	Business Personalty Replacement Taxes		County Library Taxes	
Planning, Housing & Development	6,350.00	25,872.83		Local Municipal Purpose Taxes 1.44	573,306.77
Human Resources	1,500.00	Taxes from Public Utilities		Veteran & Senior Citizen Taxes .09	61,220.00
Elections	2,570.00	Other Miscellaneous Tax Revenues		Total Taxes for Rate Computation 2.82	1,506,123.28
General Administration (other)	115,503.00	State Aid Revenues		Special District Taxes	
JUDICIARY		31,986.85		Bank Stock Taxes	9,415.53
Municipal Courts	16,220.00	Federal Aid Revenues		Added and Omitted Taxes	4,315.64
PUBLIC SAFETY		State and Local Fiscal Assistance Act Utilized		Total Taxes Levied - ABSTRACT	1,858,634.45
Fire Protection	45,250.00	Sale of Acquired Property		Total Taxes Billed	1,858,634.45
Police Protection	253,685.26	Other Miscellaneous Revenues		1972 TAXES COLLECTED	1,763,299.46
Civil Defense & Disaster Control	2,200.00	Other Revenues, Revenue Sharing Tax Effort		1972 Taxes Cancelled, Abated or Adjusted	
Environmental Inspection & Control	7,825.00	Total		Transfer to Tax Title Liens or Foreclosed	
Other Public Safety		2,587,085.42		Balance Outstanding Dec. 31, 1972	55,334.99
PUBLIC WORKS		REVENUES TOTAL		PRIOR YEARS TAXES OUTSTANDING	
Streets and Drainage	193,144.08	2,757,085.42		Balance January 1, 1972	138,322.26
Sewers and Sewage Processing	33,145.00	CAPITAL OUTLAY TOTAL		Collected in 1972	75,202.58
Garbage and Trash Disposal	156,535.00	62,184.61		Cancelled, Abated or Adjusted 1972	
Public Buildings and Grounds	66,285.00	Public Enterprises		Transfers to Tax Title Liens or Foreclosed	
Other Public Works		Recreation—Culture		Balance December 31, 1972	55,115.68
HEALTH and WELFARE		Public Works		TAX TITLE LIENS OUTSTANDING	
Health Services Except Environmental	32,950.00	Buildings and Grounds		Balance January 1, 1972	14,407.26
Welfare-Public Assistance	11,250.00	Library and Education		Transfers From Taxes	
Hospitals, Clinics, First Aid		Conservation		Redeemed in 1972	3,402.24
Animal, Insect, & Rodent Control	1,500.00	All Other		Cancelled, Abated or Adjusted (1972)	
Other Welfare Services		CAPITAL DEBT AUTHORIZED, DECEMBER 31, 1972		Transfers to Foreclosed Property	
RECREATION and CONSERVATION		ISSUED AND UNISSUED GROSS DEBT NET DEBT		Balance December 31, 1972	11,005.02
Beaches and Boardwalks		School 295,000		PROPERTY ACQUIRED BY DEED OR FORECLOSURE	
Parks, Playgrounds, Shade Trees	26,500.00	Self-liquidating 128,000		Balance January 1, 1972	8,745.00
Land Reclamation & Conservation		Other 1,117,650		Transfers From Taxes or Liens	
Other Recreational Services	4,300.00	Total 1,540,650		Sale for Cash (1972)	
EDUCATION (excluding schools)		ISSUED AND OUTSTANDING		Cancelled, Abated or Adjusted (1972)	
Libraries	40,720.00	School 295,000.00		Balance December 31, 1972	8,745.00
Other Educational Services		Self-Liquidating 128,000.00		CURRENT FINANCES DECEMBER 31, 1972	
STATUTORY EXPENDITURES		Other 1,491,000.00		ASSETS	
Pensions & F. I. C. A.	68,580.84	EQUALIZED VALUATION BASIS		Cash Dec. 31, 1972	255,609.29
Employee Fringe Benefits	24,600.00	FOR NET DEBT COMPUTATION		Taxes Receivable	154,454.67
Other Statutory Expenditures		66,104,328.33		Tax Title Liens	11,005.02
MUNICIPAL FUNCTIONS		REAL PROPERTY VALUATIONS		Foreclosed Property	8,745.00
CAPITAL IMPROVEMENTS	*MEMO*	Code Class # of Parcels % VAL'N		Emergencies & Other Deferred Charges	75,057.69
DEBT SERVICE		ASSESSED VALUATION		State Aid Receivable	35,495.05
Principal Payments	65,000.00	1 Vacant Land 146 2.21		Other Receivables	20,247.24
Interest Payments	55,225.00	2 Residential 2102 71.57		Total	560,613.96
TYPE I SCHL DEBT *MEMO		3 Farm 5.83		LIABILITIES, RESERVES, AND SURPLUS	
DEFERRED CHARGES		4a Commercial 152 5.83		Cash Liabilities	248,115.58
SCHOOL, COUNTY, SPECIAL DISTRICT TAXES	470,831.58	4b Industrial 14 14.87		Reserves for Receivables	194,451.53
RESERVE FOR UNCOLLECTED TAXES	871,556.51	4c Apartments 7 1.52		Surplus Dec. 31,	118,042.45
EMERGENCY EMPLOYMENT ACT OF 1971	120,000.00	2421 Total		Total	560,613.96
EXPENDITURES		Land Area 1.45 Sq. Miles			
TOTAL	2,891,133.27	Net Valuation Taxable-Municipal			
		21,296,214.00			
		Net Valuation Taxable-County			
		71,268,245.00			
		State Equalization Ratio			
		31.59			

1971/3000

* ABOVE DEBT SERVICE INCLUDES TYPE I SCHL DEBT

1347

Population 1970 1,490
 Population 1972 1,455
 S & P Rating
 Moody Rating

General Tax Rate Per \$100. 3.71
 State Equalized Tax Rate 3.56

SOUTH BELMAR BOROUGH — MONMOUTH CO.
Form of Government:
Borough Council
Number of members on Governing Body 6

PER CAPITA:
 Gross Debt 19.25
 Net Debt 15.25
 Debt Service
 Total Tax Levy 332.32
 Municipal Expenditures 167.10

PER CENT:
 Gross Debt .22
 Net Debt .22
 Tax Levy Collected 94.93
 Tax Levy Cancelled, Abated or Adjusted

EXPENDITURES		REVENUES-REALIZED		1972 PROPERTY TAX	
GENERAL GOVERNMENT				STATE EQUALIZED TAX RATE 1.75	
Governing Body & Public Boards		1972 Property Taxes Collected	471,625.52	Local District School Taxes	252,161.00
Municipal Clerk		1972 Payments in Lieu of Taxes		Regional & Consolidated School Tax	
Financial Administration	4,050.00	Delinquent Tax & Lien Collections	20,623.42	School Taxes in Municipal Budget	
Assessment of Taxes	2,482.00	Business Personalty Replacement Taxes	4,628.61	County Taxes	.65 53,075.32
Collection of Taxes	4,106.00	Taxes from Public Utilities	24,022.38	County Library Taxes	.02 3,508.82
Planning, Housing & Development		Other Miscellaneous Tax Revenues		Local Municipal Purpose Taxes	1.02 147,041.79
Human Resources	1,600.00	State Aid Revenues	6,047.04	Veteran & Senior Citizen Taxes	.11 16,010.00
Elections	300.00	Federal Aid Revenues	12,255.30	Total Taxes for Rate Computation	3.55 511,796.93
General Administration (other)	23,889.00	State and Local Fiscal Assistance Act Utilized		Special District Taxes	
JUDICIARY		Sole of Acquired Property		Bank Stock Taxes	558.21
Municipal Courts	2,584.00	Other Miscellaneous Revenues	11,302.88	Added and Omitted Taxes	79.02
PUBLIC SAFETY		Other Revenues, Revenue Sharing Tax Effort	9,300.03	Total Taxes Levied - ABSTRACT	456,824.16
Fire Protection	2,800.00	Total	559,905.18	Total Taxes Billed	456,824.16
Police Protection	70,570.46	Prior Years Surplus Appropriated	37,000.00	1972 TAXES COLLECTED	471,625.52
Civil Defense & Disaster Control	100.00	REVENUES TOTAL	556,905.18	1972 Taxes Cancelled, Abated or Adjusted	
Environmental Inspection & Control				Transfer to Tax Title Liens or Foreclosed	1,082.85
Other Public Safety				Balance Outstanding Dec. 31, 1972	24,115.79
PUBLIC WORKS		CAPITAL OUTLAY TOTAL		PRIOR YEARS TAXES OUTSTANDING	
Streets and Drainage	32,200.00	Public Enterprises		Balance January 1, 1972	20,541.56
Sewers and Sewage Processing		Recreation—Culture		Collected in 1972	20,106.79
Garbage and Trash Disposal	20,800.00	Public Works		Cancelled, Abated or Adjusted 1972	
Public Buildings and Grounds	7,296.00	Buildings and Grounds		Transfers to Tax Title Liens or Foreclosed	116.28
Other Public Works		Library and Education		Balance December 31, 1972	218.49
HEALTH and WELFARE		Conservation		TAX TITLE LIENS OUTSTANDING	
Health Services Except Environmental	2,693.88	All Other		Balance January 1, 1972	2,658.00
Welfare-Public Assistance	791.00			Transfers From Taxes	1,199.13
Hospitals, Clinics, First Aid				Redeemed in 1972	516.63
Animal, Insect, & Rodent Control	500.00			Cancelled, Abated or Adjusted (1972)	
Other Welfare Services				Transfers to Foreclosed Property	
RECREATION and CONSERVATION				Balance December 31, 1972	3,380.50
Beaches and Boardwalks				PROPERTY ACQUIRED BY DEED OR FORECLOSURE	
Parks, Playgrounds, Shade Trees				Balance January 1, 1972	1,270.00
Land Reclamation & Conservation				Transfers From Taxes or Liens	
Other Recreational Services	250.00			Sale for Cash (1972)	
EDUCATION (excluding schools)				Cancelled, Abated or Adjusted (1972)	
Libraries				Balance December 31, 1972	1,270.00
Other Educational Services				CURRENT FINANCES DECEMBER 31, 1972	
STATUTORY EXPENDITURES				ASSETS	
Pensions & F. I. C. A.	13,300.00			Cash Dec. 31, 1972	102,143.77
Employee Fringe Benefits				Taxes Receivable	24,434.28
Other Statutory Expenditures				Tax Title Liens	3,380.50
MUNICIPAL FUNCTIONS TOTAL	191,152.24			Foreclosed Property	1,270.00
CAPITAL IMPROVEMENTS *MEMO*	1,000.00			Emergencies & Other Deferred Charges	3,400.00
DEBT SERVICE				State Aid Receivable	22,287.41
Principal Payments				Other Receivables	11,055.00
Interest Payments				Total	165,010.96
DEFERRED CHARGES	4,205.17			LIABILITIES, RESERVES, AND SURPLUS	
SCHOOL, COUNTY, SPECIAL DISTRICT TAXES	348,745.14			Cash Liabilities	69,536.67
RESERVE FOR UNCOLLECTED TAXES	40,002.83			Reserves for Receivables	40,179.78
EMERGENCY EMPLOYMENT ACT OF 1971	14,454.50			Surplus Dec. 31,	55,294.51
EXPENDITURES TOTAL	558,563.98			Total	169,010.96
		REAL PROPERTY VALUATIONS			
		Code Class # of Parcels % VAL'N	ASSESSED VALUATION		
		1 Vacant Land 72 1.68	229,000.00		
		2 Residential 759 83.06	11,313,750.00		
		3 Farm			
		4a Commercial 40 11.10	1,512,000.00		
		4b Industrial 3 1.38	187,700.00		
		4c Apartments 1 2.78	378,900.00		
		875 Total	13,621,350.00		
		Land Area .20 Sq. Miles			
		Net Valuation Taxable-Municipal	13,794,850.00		
		Net Valuation Taxable-County	13,522,046.00		
		State Equalization Ratio	56.00		

1819

Population 1970 4,525
 Population 1972 4,755
 S & P Rating
 Moody Rating

General Tax Rate Per \$100. 10.51
 State Equalized Tax Rate 3.54

**SOUTH BOUND BROOK BOROUGH —
 SOMERSET COUNTY**
 Form of Government:
 Borough Council
 Number of members on Governing Body 6

PER CAPITA:
 Gross Debt 150.27
 Net Debt 33.96
 Debt Service 2.06
 Total Tax Levy 260.81
 Municipal Expenditures 90.80

PER CENT:
 Gross Debt 2.64
 Net Debt .60
 Tax Levy Collected 97.17
 Tax Levy Cancelled, Abated or Adjusted .16

EXPENDITURES		REVENUES-REALIZED		1972 PROPERTY TAX	
GENERAL GOVERNMENT				STATE EQUALIZED TAX RATE	
Governing Body & Public Boards		1972 Property Taxes Collected		Local District School Taxes	2.83
Municipal Clerk		1972 Payments in Lieu of Taxes		Regional & Consolidated School Tax	
Financial Administration	3,150.00	Delinquent Tax & Lien Collections		School Taxes in Municipal Budget	
Assessment of Taxes	3,450.00	Business Personalty Replacement Taxes		County Taxes	.44
Collection of Taxes	11,200.00	Taxes from Public Utilities		County Library Taxes	.02
Planning, Housing & Development	1,810.00	Other Miscellaneous Tax Revenues		Local Municipal Purpose Taxes	.58
Human Resources		State Aid Revenues		Veteran & Senior Citizen Taxes	.07
Elections	600.00	Federal Aid Revenues		Total Taxes for Rate Computation	3.94
General Administration (other)	30,538.41	State and Local Fiscal Assistance Act Utilized		Special District Taxes	
JUDICIARY		Sale of Acquired Property		Bank Stock Taxes	592.70
Municipal Courts	2,900.00	Other Miscellaneous Revenues		Added and Omitted Taxes	38,527.99
PUBLIC SAFETY		Other Revenues, Revenue Sharing Tax Effort		Total Taxes Levied - ABSTRACT	1,250,598.72
Fire Protection	18,551.84	Prior Years Surplus Appropriated		Total Taxes Billed	1,250,598.72
Police Protection	110,248.16	REVENUES TOTAL		1972 TAXES COLLECTED	1,215,263.79
Civil Defense & Disaster Control	500.00	CAPITAL OUTLAY TOTAL		1972 Taxes Cancelled, Abated or Adjusted	2,010.60
Environmental Inspection & Control	2,150.00	Public Enterprises		Transfer to Tax Title Liens or Foreclosed	8,249.33
Other Public Safety		Recreation—Culture		Balance Outstanding Dec. 31, 1972	24,975.00
PUBLIC WORKS		Public Works		PRIOR YEARS TAXES OUTSTANDING	
Streets and Drainage	90,985.11	Buildings and Grounds		Balance January 1, 1972	28,445.21
Sewers and Sewage Processing	1,843.27	Library and Education		Collected in 1972	22,246.85
Garbage and Trash Disposal	28,409.40	Conservation		Cancelled, Abated or Adjusted 1972	
Public Buildings and Grounds	5,000.00	All Other		Transfers to Tax Title Liens or Foreclosed	
Other Public Works		CAPITAL DEBT AUTHORIZED, DECEMBER 31, 1972		Balance December 31, 1972	6,198.36
HEALTH and WELFARE		ISSUED AND UNISSUED		TAX TITLE LIENS OUTSTANDING	
Health Services Except Environmental	5,850.00	GROSS DEBT		Balance January 1, 1972	28,474.45
Welfare-Public Assistance	1,825.00	NET DEBT		Transfers From Taxes	8,249.33
Hospitals, Clinics, First Aid	250.00	School		Redeemed in 1972	27,413.61
Animal, Insect, & Rodent Control		Self-liquidating		Cancelled, Abated or Adjusted (1972)	
Other Welfare Services		Other		Transfers to Foreclosed Property	
RECREATION and CONSERVATION		Total		Balance December 31, 1972	5,410.17
Beaches and Boardwalks		ISSUED AND OUTSTANDING		PROPERTY ACQUIRED BY DEED OR FORECLOSURE	
Parks, Playgrounds, Shade Trees	2,517.67	School		Balance January 1, 1972	17,185.00
Land Reclamation & Conservation		Self-liquidating		Transfers From Taxes or Liens	
Other Recreational Services	3,000.00	Other		Sale for Cash (1972)	5,100.00
EDUCATION (excluding schools)		Total		Cancelled, Abated or Adjusted (1972)	
Libraries		EQUALIZED VALUATION BASIS		Balance December 31, 1972	12,085.00
Other Educational Services		FOR NET DEBT COMPUTATION		CURRENT FINANCES DECEMBER 31, 1972	
STATUTORY EXPENDITURES		REAL PROPERTY VALUATIONS		ASSETS	
Pensions & F. I. C. A.	19,044.55	Code Class # of Parcels % VAL'N		Cash Dec. 31, 1972	194,382.12
Employee Fringe Benefits	5,411.59	1 Vacant Land 86 1.45		Taxes Receivable	31,173.36
Other Statutory Expenditures		2 Residential 1000 78.22		Tax Title Liens	5,410.17
MUNICIPAL FUNCTIONS		3 Farm		Foreclosed Property	12,085.00
CAPITAL IMPROVEMENTS		4a Commercial 31 6.24		Emergencies & Other Deferred Charges	
DEBT SERVICE		4b Industrial 9 9.48		State Aid Receivable	730.00
Principal Payments	5,000.00	4c Apartments 5 4.60		Other Receivables	664.02
Interest Payments	4,865.00	1131 Total		Total	248,444.67
DEFERRED CHARGES		Land Area .70 Sq. Miles		LIABILITIES, RESERVES, AND SURPLUS	
SCHOOL, COUNTY, SPECIAL DISTRICT TAXES	3,317.62	Net Valuation Taxable-Municipal		Cash Liabilities	43,490.68
RESERVE FOR UNCOLLECTED TAXES	1,030,263.66	Net Valuation Taxable-County		Reserves for Receivables	53,332.55
EMERGENCY EMPLOYMENT ACT OF 1971	72,590.70	State Equalization Ratio		Surplus Dec. 31,	151,621.44
EXPENDITURES TOTAL	1,465,671.98			Total	248,444.67

1221

Population 1970 **14,058**
 Population 1972 **14,950**
 S & P Rating **A**
 Moody Rating **A**

General Tax Rate Per \$100. **9.36**
 State Equalized Tax Rate **3.70**

SOUTH BRUNSWICK TOWNSHIP — MIDDLESEX COUNTY

Form of Government:
Township Committee
 Number of Members on Governing Body **5**

PER CAPITA:
 Gross Debt **1,304.87**
 Net Debt **310.32**
 Debt Service **8.26**
 Total Tax Levy **428.53**
 Municipal Expenditures **126.37**

PER CENT:
 Gross Debt **13.26**
 Net Debt **3.15**
 Tax Levy Collected **57.75**
 Tax Levy: Cancelled, Abated or Adjusted

EXPENDITURES		REVENUES-REALIZED		1972 PROPERTY TAX	
GENERAL GOVERNMENT				STATE EQUALIZED TAX RATE	
Governing Body & Public Boards		1972 Property Taxes Collected	6,282,489.40	Local District School Taxes	2.80
Municipal Clerk		1972 Payments in Lieu of Taxes		Regional & Consolidated School Tax	
Financial Administration	16,678.00	Delinquent Tax & Lien Collections	206,882.10	School Taxes in Municipal Budget	
Assessment of Taxes	79,023.00	Business Personality Replacement Taxes	391,117.66	County Taxes	.60
Collection of Taxes	30,010.00	Taxes from Public Utilities	391,590.08	County Library Taxes	
Planning, Housing & Development	36,710.00	Other Miscellaneous Tax Revenues		Local Municipal Purpose Taxes	.27
Human Resources		State Aid Revenues	74,180.76	Veteran & Senior Citizen Taxes	.04
Elections	2,110.00	Federal Aid Revenues	14,364.00	Total Taxes for Rate Computation	3.71
General Administration (other)	178,572.00	State and Local Fiscal Assistance Act Utilized		Special District Taxes	
JUDICIARY		Sale of Acquired Property		Bank Stock Taxes	1,543.66
Municipal Courts	26,160.00	Other Miscellaneous Revenues	88,414.57	Added and Omitted Taxes	117,753.09
PUBLIC SAFETY		Other Revenues, Revenue Sharing Tax Effort	233,303.41	Total Taxes Levied - ABSTRACT	6,412,464.84
Fire Protection	62,785.00	Total	7,682,341.98	Total Taxes Billed	6,427,264.84
Police Protection	365,736.00	Prior Years Surplus Appropriated	219,256.00	1972 TAXES COLLECTED	6,282,489.40
Civil Defense & Disaster Control	525.00	REVENUES TOTAL	7,901,597.98	1972 Taxes Cancelled, Abated or Adjusted	
Environmental Inspection & Control	26,214.00	CAPITAL OUTLAY TOTAL	383,578.21	Transfer to Tax Title Liens or Foreclosed	
Other Public Safety		Public Enterprises	2,015.12	Balance Outstanding Dec. 31, 1972	144,775.44
PUBLIC WORKS		Recreation—Culture		PRIOR YEARS TAXES OUTSTANDING	
Streets and Drainage	357,930.00	Public Works	297,585.34	Balance January 1, 1972	228,779.98
Sewers and Sewage Processing		Buildings and Grounds	83,577.75	Collected in 1972	150,257.35
Garbage and Trash Disposal	26,682.00	Library and Education		Cancelled, Abated or Adjusted 1972	
Public Buildings and Grounds	46,178.00	Conservation		Transfers to Tax Title Liens or Foreclosed	
Other Public Works		All Other		Balance December 31, 1972	38,482.63
HEALTH and WELFARE		CAPITAL DEBT AUTHORIZED, DECEMBER 31, 1972		TAX TITLE LIENS OUTSTANDING	
Health Services Except Environmental	18,741.00	ISSUED AND UNISSUED		Balance January 1, 1972	21,852.17
Welfare-Public Assistance	20,676.00	School	6,358,000	Transfers From Taxes	
Hospitals, Clinics, First Aid		Self-liquidating	8,982,000	Redeemed in 1972	16,584.75
Animal, Insect, & Rodent Control		Other	4,167,784	Cancelled, Abated or Adjusted (1972)	
Other Welfare Services		Total	19,507,784	Transfers to Foreclosed Property	
RECREATION and CONSERVATION		ISSUED AND OUTSTANDING		Balance December 31, 1972	5,267.42
Beaches and Boardwalks		School	3,110,000.00	PROPERTY ACQUIRED BY DEED OR FORECLOSURE	
Parks, Playgrounds, Shade Trees	1,500.00	Self-liquidating	8,982,000.00	Balance January 1, 1972	8,480.00
Land Reclamation & Conservation	14,564.00	Other	2,032,136.89	Transfers From Taxes or Liens	
Other Recreational Services	47,737.00	Total	14,124,136.89	Sale for Cash (1972)	
EDUCATION (excluding schools)		EQUALIZED VALUATION BASIS		Cancelled, Abated or Adjusted (1972)	
Libraries	87,144.00	FOR NET DEBT COMPUTATION	147,161,981.33	Balance December 31, 1972	8,480.00
Other Educational Services		REAL PROPERTY VALUATIONS		CURRENT FINANCES DECEMBER 31, 1972	
STATUTORY EXPENDITURES		Code Class # of Parcels % VAL'N		ASSETS	
Pensions & F. I. C. A.	80,098.00	1 Vacant Land 718 5.37	3,552,560.00	Cash Dec. 31, 1972	635,033.25
Employee Fringe Benefits	25,300.00	2 Residential 3040 49.20	32,580,900.00	Taxes Receivable	183,258.07
Other Statutory Expenditures		3 Farm 427 7.30	4,833,450.00	Tax Title Liens	5,267.42
MUNICIPAL FUNCTIONS	1,555,873.00	4a Commercial 185 8.60	5,656,717.00	Foreclosed Property	8,480.00
CAPITAL IMPROVEMENTS	80,000.00	4b Industrial 66 27.58	18,263,100.00	Emergencies & Other Deferred Charges	76,964.65
DEBT SERVICE		4c Apartments 6 1.56	1,296,600.00	State Aid Receivable	93,319.01
Principal Payments	63,000.00	Total	66,223,727.00	Other Receivables	19,877.67
Interest Payments	60,487.50	Land Area 41.00 Sq. Miles		Total	1,026,200.07
DEFERRED CHARGES	1,599.44	Net Valuation Taxable-Municipal	67,955,527.00	LIABILITIES, RESERVES, AND SURPLUS	
SCHOOL, COUNTY, SPECIAL DISTRICT TAXES	5,826,682.86	Net Valuation Taxable-County	189,260,820.00	Cash Liabilities	266,505.48
RESERVE FOR UNCOLLECTED TAXES	204,331.01	State Equalization Ratio	39.60	Reserves for Receivables	216,883.16
EMERGENCY EMPLOYMENT ACT OF 1971				Surplus Dec. 31,	542,407.43
EXPENDITURES TOTAL	7,715,573.81			Total	1,026,200.07

0259

Population 1970 2,412
 Population 1972 2,445
 S & P Rating
 Moody Rating

General Tax Rate Per \$100. 2.75
 State Equalized Tax Rate 1.95

SOUTH HACKENSACK TOWNSHIP — BERGEN COUNTY

Form of Government:
 Township Committee
 Number of Members on Governing Body 5

PER CAPITA:
 Gross Debt 417.59
 Net Debt 335.88
 Debt Service 33.27
 Total Tax Levy 578.33
 Municipal Expenditures 392.03

PER CENT:
 Gross Debt 1.53
 Net Debt 1.25
 Tax Levy Collected 56.75
 Tax Levy Cancelled, Abated or Adjusted 2.25

EXPENDITURES		REVENUES-REALIZED		1972 PROPERTY TAX	
GENERAL GOVERNMENT				STATE EQUALIZED TAX RATE — .83	
Governing Body & Public Boards		1972 Property Taxes Collected		Local District School Taxes	555,899.00
Municipal Clerk	4,700.00	1972 Payments in Lieu of Taxes		Regional & Consolidated School Tax	
Financial Administration	32,613.45	Delinquent Tax & Lien Collections		School Taxes in Municipal Budget	
Assessment of Taxes	8,200.00	Business Personalty Replacement Taxes		County Taxes	254,335.99
Collection of Taxes		Taxes from Public Utilities		County Library Taxes	
Planning, Housing & Development		Other Miscellaneous Tax Revenues		Local Municipal Purpose Taxes	503,666.50
Human Resources	1,505.00	State Aid Revenues		Veteran & Senior Citizen Taxes	13,940.00
Elections	102,488.50	Federal Aid Revenues		Total Taxes for Rate Computation	1,407,841.49
General Administration (other)		State and Local Fiscal Assistance Act Utilized		Special District Taxes	
JUDICIARY		Sale of Acquired Property		Bank Stock Taxes	3,194.50
Municipal Courts	11,553.90	Other Miscellaneous Revenues		Added and Omitted Taxes	16,932.26
PUBLIC SAFETY		Other Revenues, Revenue Sharing Tax Effort		Total Taxes Levied - ABSTRACT	1,414,028.25
Fire Protection	44,750.00	Prior Years Surplus Appropriated		Total Taxes Billed	1,414,575.43
Police Protection	242,330.10	REVENUES TOTAL		1972 TAXES COLLECTED	1,365,523.77
Civil Defense & Disaster Control	313.00	CAPITAL OUTLAY TOTAL		1972 Taxes Cancelled, Abated or Adjusted	4,144.59
Environmental Inspection & Control	3,200.00			Transfer to Tax Title Liens or Foreclosed	83.70
Other Public Safety				Balance Outstanding Dec. 31, 1972	41,223.37
PUBLIC WORKS				PRIOR YEARS TAXES OUTSTANDING	
Streets and Drainage	178,000.32			Balance January 1, 1972	31,215.20
Sewers and Sewage Processing	31,000.00			Collected in 1972	27,970.08
Garbage and Trash Disposal	12,130.00			Cancelled, Abated or Adjusted 1972	
Public Buildings and Grounds				Transfers to Tax Title Liens or Foreclosed	
Other Public Works				Balance December 31, 1972	3,245.12
HEALTH and WELFARE				TAX TITLE LIENS OUTSTANDING	
Health Services Except Environmental	7,350.00			Balance January 1, 1972	417.59
Welfare-Public Assistance	1,250.00			Transfers From Taxes	83.70
Hospitals, Clinics, First Aid				Redeemed in 1972	
Animal, Insect, & Rodent Control	1,550.35			Cancelled, Abated or Adjusted (1972)	
Other Welfare Services				Transfers to Foreclosed Property	
RECREATION and CONSERVATION				Balance December 31, 1972	501.69
Beaches and Boardwalks				PROPERTY ACQUIRED BY DEED OR	
Parks, Playgrounds, Shade Trees				FORECLOSURE	
Land Reclamation & Conservation				Balance January 1, 1972	2,875.00
Other Recreational Services	16,455.71			Transfers From Taxes or Liens	
EDUCATION (excluding schools)				Sale for Cash (1972)	
Libraries				Cancelled, Abated or Adjusted (1972)	
Other Educational Services				Balance December 31, 1972	2,875.00
STATUTORY EXPENDITURES				CURRENT FINANCES DECEMBER 31, 1972	
Pensions & F. I. C. A.	35,079.51			ASSETS	
Employee Fringe Benefits	17,289.17			Cash Dec. 31, 1972	234,522.87
Other Statutory Expenditures				Taxes Receivable	44,468.49
MUNICIPAL FUNCTIONS TOTAL	755,803.01			Tax Title Liens	501.69
CAPITAL IMPROVEMENTS *MEMO*	6,000.00			Foreclosed Property	2,875.00
DEBT SERVICE				Emergencies & Other Deferred Charges	49,431.40
Principal Payments	51,400.00			State Aid Receivable	11,710.07
Interest Payments	29,544.30			Other Receivables	5.74
DEFERRED CHARGES	54,001.11			Total	343,515.26
SCHOOL, COUNTY, SPECIAL DISTRICT TAXES	850,234.59			LIABILITIES, RESERVES, AND SURPLUS	
RESERVE FOR UNCOLLECTED TAXES	59,487.51			Cash Liabilities	103,642.41
EMERGENCY EMPLOYMENT ACT OF 1971	7,872.00			Reserves for Receivables	47,850.92
EXPENDITURES TOTAL	1,848,742.52			Surplus Dec. 31,	152,021.93
				Total	343,515.26

0816

Population 1970 1,226
 Population 1972 1,275
 S & P Rating
 Moody Rating

General Tax Rate Per \$100. 4.17
 State Equalized Tax Rate 3.61

SOUTH HARRISON TOWNSHIP — GLOUCESTER COUNTY

Form of Government:
 Township Committee
 Number of Members on Governing Body 3

PER CAPITA:
 Gross Debt 252.52
 Net Debt
 Debt Service
 Total Tax Levy 226.51
 Municipal Expenditures 65.60

PER CENT:
 Gross Debt 4.22
 Net Debt
 Tax Levy Collected 90.80
 Tax Levy Cancelled, Abated or Adjusted

EXPENDITURES		REVENUES-REALIZED		1972 PROPERTY TAX	
GENERAL GOVERNMENT				STATE EQUALIZED TAX RATE 1.22	
Governing Body & Public Boards		1972 Property Taxes Collected	262,233.21	Local District School Taxes	57,380.00
Municipal Clerk		1972 Payments in Lieu of Taxes		Regional & Consolidated School Tax	135,855.12
Financial Administration	2,000.00	Delinquent Tax & Lien Collections	15,040.58	School Taxes in Municipal Budget	
Assessment of Taxes	2,755.00	Business Personalty Replacement Taxes	8,560.87	County Taxes	45,778.24
Collection of Taxes	2,000.00	Taxes from Public Utilities	15,877.25	County Library Taxes	
Planning, Housing & Development	850.00	Other Miscellaneous Tax Revenues		Local Municipal Purpose Taxes	
Human Resources		State Aid Revenues	8,977.04	Veteran & Senior Citizen Taxes	4,730.00
Elections	500.00	Federal Aid Revenues		Total Taxes for Rate Computation	287,783.36
General Administration (other)	16,631.25	State and Local Fiscal Assistance Act Utilized		Special District Taxes	
JUDICIARY		Sale of Acquired Property		Bank Stock Taxes	
Municipal Courts	850.00	Other Miscellaneous Revenues	11,360.07	Added and Omitted Taxes	5,748.43
PUBLIC SAFETY		Other Revenues, Revenue Sharing Tax Effort	10,341.00	Total Taxes Levied - ABSTRACT	288,801.75
Fire Protection	3,000.00	Total	332,390.02	Total Taxes Billed	288,801.75
Police Protection	1,500.00	Prior Years Surplus Appropriated	40,000.00	1972 TAXES COLLECTED	262,233.21
Civil Defense & Disaster Control	100.00	REVENUES TOTAL	372,390.02	1972 Taxes Cancelled, Abated or Adjusted	
Environmental Inspection & Control	1,050.00			Transfer to Tax Title Liens or Foreclosed	
Other Public Safety				Balance Outstanding Dec. 31, 1972	26,568.58
PUBLIC WORKS		CAPITAL OUTLAY		PRIOR YEARS TAXES OUTSTANDING	
Streets and Drainage	16,055.00	Public Enterprises		Balance January 1, 1972	17,552.83
Sewers and Sewage Processing		Recreation—Culture		Collected in 1972	15,040.58
Garbage and Trash Disposal	1,150.00	Public Works		Cancelled, Abated or Adjusted 1972	
Public Buildings and Grounds		Buildings and Grounds		Transfers to Tax Title Liens or Foreclosed	
Other Public Works		Library and Education		Balance December 31, 1972	2,512.25
HEALTH and WELFARE		Conservation		TAX TITLE LIENS OUTSTANDING	
Health Services Except Environmental	200.00	All Other		Balance January 1, 1972	1,125.40
Welfare-Public Assistance	500.00			Transfers From Taxes	
Hospitals, Clinics, First Aid				Redeemed in 1972	
Animal, Insect, & Rodent Control				Cancelled, Abated or Adjusted (1972)	
Other Welfare Services				Transfers to Foreclosed Property	
RECREATION and CONSERVATION				Balance December 31, 1972	1,125.40
Beaches and Boardwalks				PROPERTY ACQUIRED BY DEED OR FORECLOSURE	
Parks, Playgrounds, Shade Trees				Balance January 1, 1972	1,650.00
Land Reclamation & Conservation				Transfers From Taxes or Liens	
Other Recreational Services				Sale for Cash (1972)	
EDUCATION (excluding schools)				Cancelled, Abated or Adjusted (1972)	
Libraries				Balance December 31, 1972	1,650.00
Other Educational Services	15,000.00			CURRENT FINANCES DECEMBER 31, 1972	
STATUTORY EXPENDITURES				ASSETS	
Pensions & F. I. C. A.	600.00			Cash Dec. 31, 1972	120,414.52
Employee Fringe Benefits				Taxes Receivable	25,080.83
Other Statutory Expenditures				Tax Title Liens	1,125.40
MUNICIPAL FUNCTIONS				Foreclosed Property	1,650.00
CAPITAL IMPROVEMENTS				Emergencies & Other Deferred Charges	
DEBT SERVICE				State Aid Receivable	13,843.86
Principal Payments				Other Receivables	194.81
Interest Payments				Total	166,309.42
DEFERRED CHARGES				LIABILITIES, RESERVES, AND SURPLUS	
SCHOOL, COUNTY, SPECIAL DISTRICT TAXES	283,053.36			Cash Liabilities	28,146.56
RESERVE FOR UNCOLLECTED TAXES	23,560.00			Reserves for Receivables	32,051.04
EMERGENCY EMPLOYMENT ACT OF 1971				Surplus Dec. 31,	56,111.42
EXPENDITURES				Total	166,309.42
TOTAL	371,794.61				

0719

Population 1970 16,971
 Population 1972 16,920
 S & P Rating AA
 Moody Rating AA

General Tax Rate Per \$100. 7.51
 State Equalized Tax Rate 5.21

SOUTH ORANGE VILLAGE — ESSEX COUNTY

Form of Government:

Village Board of Trustees

Number of Members on Governing Body 7

PER CAPITA:

Gross Debt 773.06
 Net Debt 273.81
 Debt Service 14.70
 Total Tax Levy 625.14
 Municipal Expenditures 263.36

PER CENT:

Gross Debt 6.97
 Net Debt 2.47
 Tax Levy Collected 96.98
 Tax Levy Cancelled, Abated or Adjusted .98

EXPENDITURES		REVENUES-REALIZED		1972 PROPERTY TAX	
GENERAL GOVERNMENT		1972 Property Taxes Collected		STATE EQUALIZED TAX RATE →	
Governing Body & Public Boards	46,660.00	1972 Payments in Lieu of Taxes	3,225.60	Local District School Taxes	2.38
Municipal Clerk	63,456.00	Delinquent Tax & Lien Collections	201,324.62	Regional & Consolidated School Tax	
Financial Administration	22,424.00	Business Personalty Replacement Taxes	83,256.90	School Taxes in Municipal Budget	
Assessment of Taxes	31,156.00	Taxes from Public Utilities	390,866.59	County Taxes	1.31
Collection of Taxes	12,700.00	Other Miscellaneous Tax Revenues	81,117.61	County Library Taxes	
Planning, Housing & Development	3,000.00	State Aid Revenues		Local Municipal Purpose Taxes	1.48
Human Resources	5,625.00	Federal Aid Revenues		Veteran & Senior Citizen Taxes	.04
Elections	289,058.00	State and Local Fiscal Assistance Act Utilized		Total Taxes for Rate Computation	5.21
General Administration (other)		Sale of Acquired Property	240,545.64	Special District Taxes	
JUDICIARY	49,033.00	Other Miscellaneous Revenues	58,939.91	Bank Stock Taxes	13,105.98
Municipal Courts		Other Revenues, Revenue Sharing Tax Effort	11,396,638.39	Added and Omitted Taxes	46,772.28
PUBLIC SAFETY	582,582.00	Prior Years Surplus Appropriated	650,000.00	Total Taxes Levied - ABSTRACT	10,577,339.71
Fire Protection	855,587.00	REVENUES TOTAL	12,046,638.39	Total Taxes Billed	10,659,056.68
Police Protection	6,100.00	CAPITAL OUTLAY TOTAL	714,653.23	1972 TAXES COLLECTED	10,337,361.52
Civil Defense & Disaster Control	40,307.00	Public Enterprises	46,085.44	1972 Taxes Cancelled, Abated or Adjusted	104,647.16
Environmental Inspection & Control		Recreation—Culture	37,193.78	Transfer to Tax Title Liens or Foreclosed	2,478.58
Other Public Safety		Public Works	457,419.03	Balance Outstanding Dec. 31, 1972	214,565.42
PUBLIC WORKS	371,825.94	Buildings and Grounds	173,954.98	PRIOR YEARS TAXES OUTSTANDING	
Streets and Drainage	50,062.00	Library and Education		Balance January 1, 1972	201,150.88
Sewers and Sewage Processing	37,300.00	Conservation		Collected in 1972	199,336.16
Garbage and Trash Disposal	31,852.00	All Other		Cancelled, Abated or Adjusted 1972	1,525.31
Public Buildings and Grounds	14,400.00	CAPITAL DEBT AUTHORIZED, DECEMBER 31, 1972		Transfers to Tax Title Liens or Foreclosed	
Other Public Works		ISSUED AND UNISSUED		Balance December 31, 1972	289.41
HEALTH and WELFARE	58,720.00	School	4,547,382	TAX TITLE LIENS OUTSTANDING	
Health Services Except Environmental	4,803.00	Self-liquidating	694,000	Balance January 1, 1972	10,588.03
Welfare-Public Assistance	7,235.00	Other	7,838,800	Transfers From Taxes	2,478.58
Hospitals, Clinics, First Aid	12,852.00	Total	13,080,182	Redeemed in 1972	1,588.46
Animal, Insect, & Rodent Control		ISSUED AND OUTSTANDING		Cancelled, Abated or Adjusted (1972)	
Other Welfare Services		School	3,585,576.98	Transfers to Foreclosed Property	
RECREATION and CONSERVATION	261,918.00	Self-Liquidating	582,000.00	Balance December 31, 1972	11,478.15
Beaches and Boardwalks		Other	3,473,000.00	PROPERTY ACQUIRED BY DEED OR	
Parks, Playgrounds, Shade Trees		Total	8,040,576.98	FORECLOSURE	
Land Reclamation & Conservation		EQUALIZED VALUATION BASIS		Balance January 1, 1972	400.00
Other Recreational Services		FOR NET DEBT COMPUTATION	187,792,307.00	Transfers From Taxes or Liens	
EDUCATION (excluding schools)	220,275.00	REAL PROPERTY VALUATIONS		Sale for Cash (1972)	
Libraries		Code Class # of Parcels % VAL'N	ASSESSED VALUATION	Cancelled, Abated or Adjusted (1972)	
Other Educational Services		1 Vacant Land 169 1.03	1,417,300.00	Balance December 31, 1972	400.00
STATUTORY EXPENDITURES	303,123.00	2 Residential 3536 82.22	113,192,500.00	CURRENT FINANCES DECEMBER 31, 1972	
Pensions & F. I. C. A.	78,300.00	3 Farm	14,471,500.00	ASSETS	
Employee Fringe Benefits		4a Commercial 196 10.51	688,500.00	Cash Dec. 31, 1972	1,462,794.33
Other Statutory Expenditures		4b Industrial 19 .50	7,899,900.00	Taxes Receivable	214,858.83
MUNICIPAL FUNCTIONS TOTAL	3,501,193.94	4c Apartments 29 5.74	137,670,100.00	Tax Title Liens	11,478.15
CAPITAL IMPROVEMENTS *MEMO*	374,400.00	Land Area 2.70 Sq. Miles		Foreclosed Property	400.00
DEBT SERVICE	138,000.00	Net Valuation Taxable-Municipal	141,134,200.00	Emergencies & Other Deferred Charges	
Principal Payments	110,655.00	Net Valuation Taxable-County	194,143,505.00	State Aid Receivable	87,601.21
Interest Payments	65,000.00	State Equalization Ratio	69.39	Other Receivables	5,757.35
DEFERRED CHARGES	7,509,704.06			Total	1,782,889.87
SCHOOL, COUNTY, SPECIAL DISTRICT TAXES	641,271.78			LIABILITIES, RESERVES, AND SURPLUS	
RESERVE FOR UNCOLLECTED TAXES				Cash Liabilities	530,736.47
EMERGENCY EMPLOYMENT ACT OF 1971				Reserves for Receivables	232,494.33
EXPENDITURES TOTAL	11,965,824.78			Surplus Dec. 31,	1,019,659.07
				Total	1,782,889.87

1222

Population 1970 21,142
 Population 1972 21,700
 S & P Rating BBB
 Moody Rating BAA

General Tax Rate Per \$100. 7.73
 State Equalized Tax Rate 3.10

SOUTH PLAINFIELD BOROUGH — MIDDLESEX COUNTY

Form of Government:
 Borough Council
 Number of Members on Governing Body 6

PER CAPITA:
 Gross Debt 594.36
 Net Debt 346.63
 Debt Service 15.63
 Total Tax Levy 384.88
 Municipal Expenditures 142.70

PER CENT:
 Gross Debt 9.40
 Net Debt 3.28
 Tax Levy Collected 97.86
 Tax Levy Cancelled, Abated or Adjusted

EXPENDITURES		REVENUES-REALIZED		1972 PROPERTY TAX	
GENERAL GOVERNMENT				STATE EQUALIZED TAX RATE — 2.11	
Governing Body & Public Boards		1972 Property Taxes Collected	8,173,494.31	Local District School Taxes	5,651,218.00
Municipal Clerk		1972 Payments in Lieu of Taxes	23,672.15	Regional & Consolidated School Tax	
Financial Administration	46,066.00	Delinquent Tax & Lien Collections	170,568.34	School Taxes in Municipal Budget	
Assessment of Taxes	25,783.00	Business Personalty Replacement Taxes	268,696.00	County Taxes	1,446,665.50
Collection of Taxes	40,352.00	Taxes from Public Utilities	487,154.72	County Library Taxes	
Planning, Housing & Development	19,585.00	Other Miscellaneous Tax Revenues		Local Municipal Purpose Taxes	1,062,104.05
Human Resources	1,480.00	State Aid Revenues	134,085.50	Veteran & Senior Citizen Taxes	132,930.00
Elections		Federal Aid Revenues		Total Taxes for Rate Computation	8,293,021.55
General Administration (other)	166,538.00	State and Local Fiscal Assistance Act Utilized		Special District Taxes	
JUDICIARY		Sale of Acquired Property		Bank Stock Taxes	4,357.96
Municipal Courts	17,870.00	Other Miscellaneous Revenues	403,453.43	Added and Omitted Taxes	187,356.14
PUBLIC SAFETY		Other Revenues, Revenue Sharing Tax Effort	165,241.69	Total Taxes Levied - ABSTRACT	8,351,805.65
Fire Protection	148,386.00	Total	9,826,466.14	Total Taxes Billed	8,351,805.65
Police Protection	709,976.00	Prior Years Surplus Appropriated	510,000.00	1972 TAXES COLLECTED	8,173,454.31
Civil Defense & Disaster Control	1,150.00	REVENUES TOTAL	10,336,466.14	1972 Taxes Cancelled, Abated or Adjusted	
Environmental Inspection & Control	29,902.00	CAPITAL OUTLAY TOTAL	875,625.38	Transfer to Tax Title Liens or Foreclosed	
Other Public Safety		Public Enterprises		Balance Outstanding Dec. 31, 1972	178,211.34
PUBLIC WORKS		Recreation—Culture		PRIOR YEARS TAXES OUTSTANDING	
Streets and Drainage	526,431.00	Public Works	729,220.63	Balance January 1, 1972	170,256.72
Sewers and Sewage Processing		Buildings and Grounds	150,404.75	Collected in 1972	159,503.01
Garbage and Trash Disposal		Library and Education		Cancelled, Abated or Adjusted 1972	
Public Buildings and Grounds	142,424.00	Conservation		Transfers to Tax Title Liens or Foreclosed	3,721.76
Other Public Works	17,732.00	All Other		Balance December 31, 1972	7,071.95
HEALTH and WELFARE		CAPITAL DEBT AUTHORIZED, DECEMBER 31, 1972		TAX TITLE LIENS OUTSTANDING	
Health Services Except Environmental	67,674.00	ISSUED AND UNISSUED GROSS DEBT NET DEBT		Balance January 1, 1972	134,372.09
Welfare-Public Assistance	12,165.00	School 11,727,000	2,543,954	Transfers From Taxes	4,265.61
Hospitals, Clinics, First Aid		Self-liquidating 4,872,000		Redeemed in 1972	11,065.33
Animal, Insect, & Rodent Control		Other 4,578,674	4,977,884	Cancelled, Abated or Adjusted (1972)	
Other Welfare Services		Total 21,577,674	7,521,838	Transfers to Foreclosed Property	
RECREATION and CONSERVATION		ISSUED AND OUTSTANDING		Balance December 31, 1972	127,572.37
Beaches and Boardwalks		School 11,727,000.00		PROPERTY ACQUIRED BY DEED OR	
Parks, Playgrounds, Shade Trees		Self-Liquidating 4,852,000.00		FORECLOSURE	
Land Reclamation & Conservation		Other 4,342,000.00		Balance January 1, 1972	2,630,801.81
Other Recreational Services	70,161.00	Total 20,921,000.00		Transfers From Taxes or Liens	
EDUCATION (excluding schools)		EQUALIZED VALUATION BASIS		Sale for Cash (1972)	26,058.50
Libraries	76,185.00	FOR NET DEBT COMPUTATION	229,576,141.33	Cancelled, Abated or Adjusted (1972)	140,468.31
Other Educational Services		REAL PROPERTY VALUATIONS		Balance December 31, 1972	2,464,275.00
STATUTORY EXPENDITURES		Code Class # of Parcels % VAL'N ASSESSED VALUATION		CURRENT FINANCES DECEMBER 31, 1972	
Pensions & F. I. C. A.	134,693.62	1 Vacant Land 1257 7.70 8,195,550.00		ASSETS	
Employee Fringe Benefits	117,100.00	2 Residential 5476 56.18 59,835,150.00		Cash Dec. 31, 1972	1,466,181.80
Other Statutory Expenditures		3 Farm 1 .01 9,000.00		Taxes Receivable	185,383.29
MUNICIPAL FUNCTIONS TOTAL	2,375,193.62	4a Commercial 148 6.47 6,895,300.00		Tax Title Liens	127,572.37
CAPITAL IMPROVEMENTS *MEMO*	70,000.00	4b Industrial 155 29.64 31,568,850.00		Foreclosed Property	2,464,275.00
DEBT SERVICE		4c Apartments 7037 Total 106,503,850.00		Emergencies & Other Deferred Charges	56,800.00
Principal Payments	142,600.00	Land Area 6.20 Sq. Miles		State Aid Receivable	75,000.00
Interest Payments	156,501.03	Net Valuation Taxable-Municipal	107,369,380.00	Other Receivables	70,791.45
DEFERRED CHARGES	92,684.76	Net Valuation Taxable-County	267,127,531.00	Total	4,446,003.91
SCHOOL, COUNTY, SPECIAL DISTRICT TAXES	7,097,987.50	State Equalization Ratio	40.14	LIABILITIES, RESERVES, AND SURPLUS	
RESERVE FOR UNCOLLECTED TAXES	289,547.30			Cash Liabilities	575,850.09
EMERGENCY EMPLOYMENT ACT OF 1971				Reserves for Receivables	2,848,022.11
EXPENDITURES TOTAL	10,194,514.21			Surplus Dec. 31,	1,022,131.71
				Total	4,446,003.91

1223

Population 1970 15,428
 Population 1972 16,000
 S & P Rating
 Moody Rating BAA-1

General Tax Rate Per \$100. 9.74
 State Equalized Tax Rate 3.33

SOUTH RIVER BOROUGH — MIDDLESEX CO.
 Form of Government:
 Borough Council
 Number of Members on Governing Body 6

PER CAPITA:
 Gross Debt 180.14
 Net Debt 95.84
 Debt Service 11.35
 Total Tax Levy 236.78
 Municipal Expenditures 113.45

PER CENT:
 Gross Debt 2.77
 Net Debt 1.47
 Tax Levy Collected 96.07
 Tax Levy Cancelled, Abated or Adjusted .30

EXPENDITURES		REVENUES-REALIZED		1972 PROPERTY TAX	
GENERAL GOVERNMENT		1972 Property Taxes Collected		STATE EQUALIZED TAX RATE — 2.11	
Governing Body & Public Boards	5,250.00	1972 Payments in Lieu of Taxes		Local District School Taxes	2,423,020.00
Municipal Clerk	17,500.00	Delinquent Tax & Lien Collections		Regional & Consolidated School Tax	
Financial Administration	39,395.00	Business Personalty Replacement Taxes		School Taxes in Municipal Budget	
Assessment of Taxes	18,085.00	Taxes from Public Utilities		County Taxes	.57 657,740.90
Collection of Taxes	13,100.00	Other Miscellaneous Tax Revenues		County Library Taxes	
Planning, Housing & Development	9,400.00	State Aid Revenues		Local Municipal Purpose Taxes	.56 638,804.28
Human Resources		Federal Aid Revenues		Veteran & Senior Citizen Taxes	.09 106,240.00
Elections	4,880.00	State and Local Fiscal Assistance Act Utilized		Total Taxes for Rate Computation	3.33 3,835,805.18
General Administration (other)	89,455.00	Sale of Acquired Property		Special District Taxes	
JUDICIARY		Other Miscellaneous Revenues		Bank Stock Taxes	12,526.72
Municipal Courts	11,736.16	Other Revenues, Revenue Sharing Tax Effort		Added and Omitted Taxes	46,022.47
PUBLIC SAFETY		Prior Years Surplus Appropriated		Total Taxes Levied - ABSTRACT	3,788,514.37
Fire Protection	42,155.00	REVENUES TOTAL		Total Taxes Billed	3,781,568.26
Police Protection	400,625.00	CAPITAL OUTLAY TOTAL		1972 TAXES COLLECTED	2,633,015.04
Civil Defense & Disaster Control	3,500.00	Public Enterprises		1972 Taxes Cancelled, Abated or Adjusted	11,444.02
Environmental Inspection & Control	6,670.00	Recreation—Culture		Transfer to Tax Title Liens or Foreclosed	15,563.72
Other Public Safety		Public Works		Balance Outstanding Dec. 31, 1972	121,545.47
PUBLIC WORKS		Buildings and Grounds		PRIOR YEARS TAXES OUTSTANDING	
Streets and Drainage	216,250.00	Library and Education		Balance January 1, 1972	123,468.45
Sewers and Sewage Processing	125,845.00	Conservation		Collected in 1972	75,221.70
Garbage and Trash Disposal	145,850.00	All Other		Cancelled, Abated or Adjusted 1972	
Public Buildings and Grounds	33,395.00	CAPITAL DEBT AUTHORIZED, DECEMBER 31, 1972		Transfers to Tax Title Liens or Foreclosed	9,116.06
Other Public Works		ISSUED AND UNISSUED GROSS DEBT NET DEBT		Balance December 31, 1972	35,130.69
HEALTH and WELFARE		School 716,000		TAX TITLE LIENS OUTSTANDING	
Health Services Except Environmental	23,320.00	Self-liquidating 785,400		Balance January 1, 1972	8,527.53
Welfare-Public Assistance	6,200.00	Other 1,380,801		Transfers From Taxes	25,950.33
Hospitals, Clinics, First Aid	1,350.00	Total 2,882,201		Redeemed in 1972	1,157.00
Animal, Insect, & Rodent Control	2,000.00	ISSUED AND OUTSTANDING		Cancelled, Abated or Adjusted (1972)	
Other Welfare Services		School 716,000.00		Transfers to Foreclosed Property	
RECREATION and CONSERVATION		Self-Liquidating 670,500.00		Balance December 31, 1972	33,330.86
Beaches and Boardwalks		Other 843,000.00		PROPERTY ACQUIRED BY DEED OR	
Parks, Playgrounds, Shade Trees	5,000.00	Total 2,229,500.00		FORECLOSURE	
Land Reclamation & Conservation		EQUALIZED VALUATION BASIS		Balance January 1, 1972	54,128.50
Other Recreational Services	55,635.00	FOR NET DEBT COMPUTATION		Transfers From Taxes or Liens	
EDUCATION (excluding schools)		REAL PROPERTY VALUATIONS		Sale for Cash (1972)	
Libraries	10,000.00	Code Class # of Parcels % VAL'N		Cancelled, Abated or Adjusted (1972)	
Other Educational Services		1 Vacant Land 596 3.37		Balance December 31, 1972	54,128.50
STATUTORY EXPENDITURES		2 Residential 3789 80.87		CURRENT FINANCES DECEMBER 31, 1972	
Pensions & F. I. C. A.	52,500.00	3 Farm		ASSETS	
Employee Fringe Benefits	29,000.00	4a Commercial 225 10.26		Cash Dec. 31, 1972	628,153.38
Other Statutory Expenditures		4b Industrial 74 2.62		Taxes Receivable	156,676.16
MUNICIPAL FUNCTIONS		4c Apartments 6 2.88		Tax Title Liens	33,330.86
CAPITAL IMPROVEMENTS	55,200.00	4690 Total		Foreclosed Property	54,128.50
DEBT SERVICE		Land Area 2.80 Sq. Miles		Emergencies & Other Deferred Charges	51,101.16
Principal Payments	131,750.00	Net Valuation Taxable-Municipal		State Aid Receivable	
Interest Payments	49,755.00	Net Valuation Taxable-County		Other Receivables	3,391.70
DEFERRED CHARGES	26,458.00	State Equalization Ratio		Total	526,781.76
SCHOOL, COUNTY, SPECIAL DISTRICT TAXES	3,090,760.90	39,384,348.00		LIABILITIES, RESERVES, AND SURPLUS	
RESERVE FOR UNCOLLECTED TAXES	142,702.00	121,494,923.00		Cash Liabilities	440,118.40
EMERGENCY EMPLOYMENT ACT OF 1971	52,000.00	34.23		Reserves for Receivables	247,527.22
EXPENDITURES TOTAL	4,905,566.06			Surplus Dec. 31,	239,136.14
				Total	526,781.76

1529

Population 1970 3,981
 Population 1972 4,160
 S & P Rating
 Moody Rating

General Tax Rate Per \$100. 3.40
 State Equalized Tax Rate 2.88

SOUTH TOMS RIVER BOROUGH — OCEAN CO.
 Form of Government:
 Borough Council
 Number of Members on Governing Body 6

PER CAPITA:
 Gross Debt 184.88
 Net Debt 4.65
 Debt Service 1.12
 Total Tax Levy 149.67
 Municipal Expenditures 62.91

PER CENT:
 Gross Debt 4.07
 Net Debt .10
 Tax Levy Collected 54.21
 Tax Levy Cancelled, Abated or Adjusted .38

EXPENDITURES		REVENUES-REALIZED		1972 PROPERTY TAX	
GENERAL GOVERNMENT				STATE EQUALIZED TAX RATE →	
Governing Body & Public Boards		1972 Property Taxes Collected	586,560.99	Local District School Taxes	
Municipal Clerk		1972 Payments in Lieu of Taxes		Regional & Consolidated School Tax	2.06 454,678.72
Financial Administration	3,100.00	Delinquent Tax & Lien Collections	23,281.77	School Taxes in Municipal Budget	
Assessment of Taxes	1,496.70	Business Personalty Replacement Taxes	11,714.78	County Taxes	.45 99,776.05
Collection of Taxes	1,756.73	Taxes from Public Utilities	47,380.47	County Library Taxes	.02 4,225.45
Planning, Housing & Development	5,926.75	Other Miscellaneous Tax Revenues		Local Municipal Purpose Taxes	.27 59,957.26
Human Resources		State Aid Revenues	14,829.18	Veteran & Senior Citizen Taxes	.08 17,510.00
Elections		Federal Aid Revenues	31,007.45	Total Taxes for Rate Computation	2.88 626,147.48
General Administration (other)	23,110.63	State and Local Fiscal Assistance Act Utilized		Special District Taxes	
JUDICIARY		Sale of Acquired Property		Bank Stock Taxes	1,542.74
Municipal Courts	3,200.00	Other Miscellaneous Revenues	23,387.30	Added and Omitted Taxes	2,452.52
PUBLIC SAFETY		Other Revenues, Revenue Sharing Tax Effort	3,456.08	Total Taxes Levied - ABSTRACT	622,632.74
Fire Protection	7,299.00	Total	741,658.02	Total Taxes Billed	622,632.74
Police Protection	22,668.83	Prior Years Surplus Appropriated	24,750.00	1972 TAXES COLLECTED	586,560.99
Civil Defense & Disaster Control		REVENUES TOTAL	766,408.02	1972 Taxes Cancelled, Abated or Adjusted	2,385.00
Environmental Inspection & Control	779.30			Transfer to Tax Title Liens or Foreclosed	
Other Public Safety				Balance Outstanding Dec. 31, 1972	33,666.75
PUBLIC WORKS		CAPITAL OUTLAY		PRIOR YEARS TAXES OUTSTANDING	
Streets and Drainage	13,657.57	Public Enterprises		Balance January 1, 1972	41,359.55
Sewers and Sewage Processing		Recreation—Culture		Collected in 1972	19,964.24
Garbage and Trash Disposal	19,601.35	Public Works		Cancelled, Abated or Adjusted 1972	
Public Buildings and Grounds	10,555.19	Buildings and Grounds		Transfers to Tax Title Liens or Foreclosed	
Other Public Works		Library and Education		Balance December 31, 1972	21,435.31
HEALTH and WELFARE		Conservation		TAX TITLE LIENS OUTSTANDING	
Health Services Except Environmental	860.46	All Other		Balance January 1, 1972	3,251.30
Welfare-Public Assistance	2,485.83			Transfers From Taxes	
Hospitals, Clinics, First Aid	300.00			Redeemed in 1972	3,217.53
Animal, Insect, & Rodent Control	530.13			Cancelled, Abated or Adjusted (1972)	
Other Welfare Services				Transfers to Foreclosed Property	
RECREATION and CONSERVATION				Balance December 31, 1972	33.77
Beaches and Boardwalks				PROPERTY ACQUIRED BY DEED OR	
Parks, Playgrounds, Shade Trees				FORECLOSURE	
Land Reclamation & Conservation				Balance January 1, 1972	650.00
Other Recreational Services	7,161.59			Transfers From Taxes or Liens	
EDUCATION (excluding schools)				Sale for Cash (1972)	
Libraries				Cancelled, Abated or Adjusted (1972)	
Other Educational Services				Balance December 31, 1972	650.00
STATUTORY EXPENDITURES				CURRENT FINANCES DECEMBER 31, 1972	
Pensions & F. I. C. A.	5,738.68			ASSETS	
Employee Fringe Benefits	6,205.53			Cash Dec. 31, 1972	264,679.48
Other Statutory Expenditures				Taxes Receivable	55,122.06
MUNICIPAL FUNCTIONS				Tax Title Liens	33.77
CAPITAL IMPROVEMENTS				Foreclosed Property	650.00
DEBT SERVICE				Emergencies & Other Deferred Charges	10,800.00
Principal Payments	4,650.00			State Aid Receivable	6,467.33
Interest Payments				Other Receivables	1,823.44
DEFERRED CHARGES				Total	339,576.08
SCHOOL, COUNTY, SPECIAL DISTRICT TAXES	7,400.00			LIABILITIES, RESERVES, AND SURPLUS	
RESERVE FOR UNCOLLECTED TAXES	558,680.22			Cash Liabilities	264,615.34
EMERGENCY EMPLOYMENT ACT OF 1971	56,502.51			Reserves for Receivables	57,625.27
EXPENDITURES TOTAL	620,371.73			Surplus Dec. 31,	17,227.47
				Total	339,576.08

1971/3000

0333

Population 1970 4,982
 Population 1972 5,530
 S & P Rating
 Moody Rating

General Tax Rate Per \$100. 4.04
 State Equalized Tax Rate 2.63

SOUTHAMPTON TOWNSHIP — BURLINGTON CO.
 Form of Government:
 Township Committee
 Number of Members on Governing Body 5

PER CAPITA:
 Gross Debt 210.81
 Net Debt 12.02
 Debt Service .01
 Total Tax Levy 211.50
 Municipal Expenditures 64.35
 PER CENT:
 Gross Debt 3.51
 Net Debt .20
 Tax Levy Collected 93.84
 Tax Levy Cancelled, Abated or Adjusted .26

EXPENDITURES		REVENUES-REALIZED		1972 PROPERTY TAX	
GENERAL GOVERNMENT		1972 Property Taxes Collected		STATE EQUALIZED TAX RATE	
Governing Body & Public Boards		1,176,853.98		Local District School Taxes .91 414,922.75	
Municipal Clerk	4,775.00	1972 Payments in Lieu of Taxes		Regional & Consolidated School Tax .92 417,760.99	
Financial Administration	21,100.00	Delinquent Tax & Lien Collections		School Taxes in Municipal Budget	
Assessment of Taxes	5,100.00	Business Personalty Replacement Taxes		County Taxes .66 301,787.42	
Collection of Taxes	2,350.00	Taxes from Public Utilities		County Library Taxes .03 12,207.89	
Planning, Housing & Development		Other Miscellaneous Tax Revenues		Local Municipal Purpose Taxes .04 18,563.69	
Human Resources	500.00	State Aid Revenues		Veteran & Senior Citizen Taxes .07 30,840.00	
Elections	53,700.00	Federal Aid Revenues		Total Taxes for Rate Computation 2.63 1,156,082.74	
General Administration (other)		State and Local Fiscal Assistance Act Utilized		Special District Taxes	
JUDICIARY	5,150.00	Sale of Acquired Property		Bank Stock Taxes 1,008.31	
Municipal Courts		Other Miscellaneous Revenues		Added and Omitted Taxes 87,922.52	
PUBLIC SAFETY		Other Revenues, Revenue Sharing Tax Effort		Total Taxes Levied - ABSTRACT 1,254,173.57	
Fire Protection	8,450.00	Prior Years Surplus Appropriated		Total Taxes Billed 1,254,173.57	
Police Protection	9,000.00	REVENUES TOTAL		1972 TAXES COLLECTED 1,176,853.98	
Civil Defense & Disaster Control	250.00	CAPITAL OUTLAY TOTAL		1972 Taxes Cancelled, Abated or Adjusted 3,215.10	
Environmental Inspection & Control	1,750.00	Public Enterprises		Transfer to Tax Title Liens or Foreclosed	
Other Public Safety		Recreation—Culture		Balance Outstanding Dec. 31, 1972 74,104.49	
PUBLIC WORKS	66,750.00	Public Works		PRIOR YEARS TAXES OUTSTANDING	
Streets and Drainage		Buildings and Grounds		Balance January 1, 1972 112,680.77	
Sewers and Sewage Processing	31,450.00	Library and Education		Collected in 1972 106,869.10	
Garbage and Trash Disposal	5,200.00	Conservation		Cancelled, Abated or Adjusted 1972	
Public Buildings and Grounds	14,000.00	All Other		Transfers to Tax Title Liens or Foreclosed	
Other Public Works		CAPITAL DEBT AUTHORIZED, DECEMBER 31, 1972		Balance December 31, 1972 5,811.67	
HEALTH and WELFARE		ISSUED AND UNISSUED GROSS DEBT NET DEBT		TAX TITLE LIENS OUTSTANDING	
Health Services Except Environmental	400.00	School 1,178,866		Balance January 1, 1972 5,700.62	
Welfare-Public Assistance	2,500.00	Self-liquidating 71,250 71,250		Transfers From Taxes	
Hospitals, Clinics, First Aid		Other 1,250,116 71,250		Redeemed in 1972 714.20	
Animal, Insect, & Rodent Control		ISSUED AND OUTSTANDING		Cancelled, Abated or Adjusted (1972)	
Other Welfare Services		School 1,178,866.83		Transfers to Foreclosed Property	
RECREATION and CONSERVATION		Self-Liquidating		Balance December 31, 1972 8,986.42	
Beaches and Boardwalks	1,000.00	Other		PROPERTY ACQUIRED BY DEED OR	
Parks, Playgrounds, Shade Trees	500.00	Total 1,178,866.83		FORECLOSURE	
Land Reclamation & Conservation	1,200.00	EQUALIZED VALUATION BASIS		Balance January 1, 1972 15,000.00	
Other Recreational Services		FOR NET DEBT COMPUTATION 35,636,609.00		Transfers From Taxes or Liens	
EDUCATION (excluding schools)		REAL PROPERTY VALUATIONS		Sale for Cash (1972)	
Libraries	700.00	Code Class # of Parcels % VAL'N ASSESSED VALUATION		Cancelled, Abated or Adjusted (1972)	
Other Educational Services		1 Vacant Land 897 8.84 2,539,550.00		Balance December 31, 1972 15,000.00	
STATUTORY EXPENDITURES	4,500.00	2 Residential 1403 64.60 18,554,150.00		CURRENT FINANCES DECEMBER 31, 1972	
Pensions & F. I. C. A.		3 Farm 428 18.41 5,286,350.00		ASSETS	
Employee Fringe Benefits		4a Commercial 71 6.07 1,742,500.00		Cash Dec. 31, 1972 654,923.36	
Other Statutory Expenditures		4b Industrial 3 2.09 555,400.00		Taxes Receivable 79,916.16	
MUNICIPAL FUNCTIONS TOTAL 240,325.00		4c Apartments 2802 Total 28,722,350.00		Tax Title Liens 8,986.42	
CAPITAL IMPROVEMENTS *MEMO* 38,700.00		Land Area 43.31 Sq. Miles		Foreclosed Property 15,000.00	
DEBT SERVICE		Net Valuation Taxable-Municipal 29,661,557.00		Emergencies & Other Deferred Charges 13,220.83	
Principal Payments	50.00	Net Valuation Taxable-County 48,218,324.00		State Aid Receivable 2,661.03	
Interest Payments		State Equalization Ratio 65.30		Other Receivables 9,087.77	
DEFERRED CHARGES	5,296.76			Total 823,795.57	
SCHOOL, COUNTY, SPECIAL DISTRICT TAXES	1,146,679.05			LIABILITIES, RESERVES, AND SURPLUS	
RESERVE FOR UNCOLLECTED TAXES	135,931.24			Cash Liabilities 350,489.21	
EMERGENCY EMPLOYMENT ACT OF 1971				Reserves for Receivables 112,990.35	
EXPENDITURES TOTAL 1,528,282.05				Surplus Dec. 31, 1972 360,316.01	
				Total 823,795.57	

1918

Population 1970 10,819
 Population 1972 11,225
 S & P Rating B88
 Moody Rating BAA-1

General Tax Rate Per \$100. 5.64
 State Equalized Tax Rate 4.03

SPARTA TOWNSHIP — SUSSEX COUNTY
Form of Government:
Council-Manager Plan B (OMCL50)
Number of Members on Governing Body 5

PER CAPITA:
 Gross Debt 430.87
 Net Debt 77.59
 Debt Service 10.85
 Total Tax Levy 521.59
 Municipal Expenditures 194.24

PER CENT:
 Gross Debt 3.81
 Net Debt .69
 Tax Levy Collected 92.62
 Tax Levy Cancelled, Abated or Adjusted .57

EXPENDITURES		REVENUES-REALIZED		1972 PROPERTY TAX	
GENERAL GOVERNMENT				STATE EQUALIZED TAX RATE 2.43	
Governing Body & Public Boards		1972 Property Taxes Collected	5,426,298.03	Local District School Taxes	3,518,976.00
Municipal Clerk		1972 Payments in Lieu of Taxes		Regional & Consolidated School Tax	
Financial Administration	6,526.58	Delinquent Tax & Lien Collections	369,205.86	School Taxes in Municipal Budget	
Assessment of Taxes	27,867.00	Business Personalty Replacement Taxes	85,917.82	County Taxes	.83 1,192,927.95
Collection of Taxes	31,036.00	Taxes from Public Utilities	165,448.94	County Library Taxes	
Planning, Housing & Development	13,753.08	Other Miscellaneous Tax Revenues		Local Municipal Purpose Taxes	.73 1,055,917.07
Human Resources		State Aid Revenues	46,355.35	Veteran & Senior Citizen Taxes	.04 59,420.00
Elections	10,200.00	Federal Aid Revenues		Total Taxes for Rate Computation	4.03 5,827,241.02
General Administration (other)	148,121.82	State and Local Fiscal Assistance Act Utilized		Special District Taxes	6,000.00
JUDICIARY		Sale of Acquired Property		Bank Stock Taxes	5,684.55
Municipal Courts	8,633.00	Other Miscellaneous Revenues	163,279.63	Added and Omitted Taxes	75,290.35
PUBLIC SAFETY		Other Revenues, Revenue Sharing Tax Effort	75,482.78	Total Taxes Levied - ABSTRACT	5,854,795.92
Fire Protection	28,834.25	Total	6,331,587.91	Total Taxes Billed	5,858,911.36
Police Protection	308,568.42	Prior Years Surplus Appropriated	190,000.00	1972 TAXES COLLECTED	5,426,298.03
Civil Defense & Disaster Control	1,800.00	REVENUES TOTAL	6,521,587.91	1972 Taxes Cancelled, Abated or Adjusted	33,165.22
Environmental Inspection & Control	19,055.00			Transfer to Tax Title Liens or Foreclosed	62,573.77
Other Public Safety				Balance Outstanding Dec. 31, 1972	326,474.34
PUBLIC WORKS		CAPITAL OUTLAY TOTAL		PRIOR YEARS TAXES OUTSTANDING	
Streets and Drainage	359,212.45	Public Enterprises		Balance January 1, 1972	375,677.50
Sewers and Sewage Processing	6,462.10	Recreation—Culture		Collected in 1972	322,419.65
Garbage and Trash Disposal	20,160.00	Public Works		Cancelled, Abated or Adjusted 1972	5,447.14
Public Buildings and Grounds	105,777.25	Buildings and Grounds		Transfers to Tax Title Liens or Foreclosed	40,349.87
Other Public Works	50,000.00	Library and Education		Balance December 31, 1972	3,460.84
HEALTH and WELFARE		Conservation		TAX TITLE LIENS OUTSTANDING	
Health Services Except Environmental	27,812.65	All Other		Balance January 1, 1972	89,212.69
Welfare-Public Assistance	1,500.00			Transfers From Taxes	108,224.00
Hospitals, Clinics, First Aid	1,250.00	CAPITAL DEBT AUTHORIZED, DECEMBER 31, 1972		Redeemed in 1972	46,786.21
Animal, Insect, & Rodent Control	3,000.00	ISSUED AND UNISSUED		Cancelled, Abated or Adjusted (1972)	
Other Welfare Services		School	3,895,500	Transfers to Foreclosed Property	
RECREATION and CONSERVATION		Self-liquidating		Balance December 31, 1972	150,650.48
Beaches and Boardwalks		Other	541,068	PROPERTY ACQUIRED BY DEED OR FORECLOSURE	
Parks, Playgrounds, Shade Trees	13,143.00	Total	4,836,568	Balance January 1, 1972	15,190.00
Land Reclamation & Conservation				Transfers From Taxes or Liens	
Other Recreational Services	35,620.12	ISSUED AND OUTSTANDING		Sale for Cash (1972)	
EDUCATION (excluding schools)		School	1,597,000.00	Cancelled, Abated or Adjusted (1972)	
Libraries	68,630.00	Self-Liquidating		Balance December 31, 1972	15,190.00
Other Educational Services		Other	888,868.00	CURRENT FINANCES DECEMBER 31, 1972	
STATUTORY EXPENDITURES		Total	2,485,868.00	ASSETS	
Pensions & F. I. C. A.	63,371.32	EQUALIZED VALUATION BASIS		Cash Dec. 31, 1972	457,145.09
Employee Fringe Benefits	22,558.92	FOR NET DEBT COMPUTATION	126,825,852.33	Taxes Receivable	339,935.18
Other Statutory Expenditures		REAL PROPERTY VALUATIONS		Tax Title Liens	150,650.48
MUNICIPAL FUNCTIONS		Code Class # of Parcels % VAL'N		Foreclosed Property	15,150.00
CAPITAL IMPROVEMENTS	181,050.00	1 Vacant Land 1843 10.14	10,351,809.00	Emergencies & Other Deferred Charges	45,200.00
DEBT SERVICE		2 Residential 3608 78.80	80,481,587.00	State Aid Receivable	64,997.52
Principal Payments	73,675.00	3 Farm 176 2.73	2,782,535.00	Other Receivables	5,759.36
Interest Payments	48,110.50	4a Commercial 151 6.92	7,066,422.00	Total	1,118,917.63
DEFERRED CHARGES		4b Industrial 13 1.09	1,117,825.00	LIABILITIES, RESERVES, AND SURPLUS	
SCHOOL, COUNTY, SPECIAL DISTRICT TAXES	124,365.94	4c Apartments 2 .32	329,125.00	Cash Liabilities	338,534.98
RESERVE FOR UNCOLLECTED TAXES	4,717,503.95	5793 Total	102,125,303.00	Reserves for Receivables	511,575.02
EMERGENCY EMPLOYMENT ACT OF 1971	550,080.45	Land Area 38.50 Sq. Miles		Surplus Dec. 31,	268,807.63
EXPENDITURES TOTAL	6,898,272.84	Net Valuation Taxable-Municipal	103,355,973.00	Total	1,118,917.63
		Net Valuation Taxable-County	129,925,084.00		
		State Equalization Ratio	71.48		

1971/3000

1224

Population 1970 7,891
 Population 1972 8,215
 S & P Rating /
 Moody Rating BA

General Tax Rate Per \$100. 9.65
 State Equalized Tax Rate 2.08

SPOTSWOOD BOROUGH — MIDDLESEX CO.

Form of Government:

Commission (1911)

Number of Members on Governing Body 3

PER CAPITA:
 Gross Debt 491.60
 Net Debt 173.75
 Debt Service 7.75
 Total Tax Levy 246.07
 Municipal Expenditures 108.27

PER CENT:
 Gross Debt 7.08
 Net Debt 2.50
 Tax Levy Collected 56.70
 Tax Levy Cancelled, Abated or Adjusted

EXPENDITURES		REVENUES-REALIZED		1972 PROPERTY TAX STATE EQUALIZED TAX RATE	
GENERAL GOVERNMENT					
Governing Body & Public Boards		1972 Property Taxes Collected	1,954,680.56	Local District School Taxes 2.15	1,435,032.35
Municipal Clerk	13,225.00	1972 Payments in Lieu of Taxes		Regional & Consolidated School Tax	
Financial Administration	6,500.00	Delinquent Tax & Lien Collections	50,852.78	School Taxes in Municipal Budget	
Assessment of Taxes	41,700.00	Business Personalty Replacement Taxes	207,225.94	County Taxes .60	400,767.57
Collection of Taxes	30,600.00	Taxes from Public Utilities	87,990.55	County Library Taxes	
Planning, Housing & Development	3,660.00	Other Miscellaneous Tax Revenues		Local Municipal Purpose Taxes .26	175,558.82
Human Resources	1,700.00	State Aid Revenues	37,185.49	Veteran & Senior Citizen Taxes .07	43,370.00
Elections	1,454.50	Federal Aid Revenues		Total Taxes for Rate Computation 3.08	2,055,168.74
General Administration (other)	75,465.50	State and Local Fiscal Assistance Act Utilized		Special District Taxes	
JUDICIARY		Sale of Acquired Property		Bank Stock Taxes	2,748.18
Municipal Courts	5,050.00	Other Miscellaneous Revenues	133,238.84	Added and Omitted Taxes	6,518.60
PUBLIC SAFETY		Other Revenues, Revenue Sharing Tax Effort	25,012.14	Total Taxes Levied - ABSTRACT	2,021,465.52
Fire Protection	22,100.00	Total	2,496,186.30	Total Taxes Billed	2,021,465.52
Police Protection	235,868.00	Prior Years Surplus Appropriated	225,000.00	1972 TAXES COLLECTED	1,554,680.56
Civil Defense & Disaster Control	2,500.00	REVENUES TOTAL	2,721,186.30	1972 Taxes Cancelled, Abated or Adjusted	
Environmental Inspection & Control	6,100.00	CAPITAL OUTLAY TOTAL	53,594.01	Transfer to Tax Title Liens or Foreclosed	10,319.74
Other Public Safety				Balance Outstanding Dec. 31, 1972	56,465.22
PUBLIC WORKS				PRIOR YEARS TAXES OUTSTANDING	
Streets and Drainage	109,555.00	Public Enterprises		Balance January 1, 1972	50,895.43
Sewers and Sewage Processing		Recreation—Culture		Collected in 1972	50,395.34
Garbage and Trash Disposal	47,000.00	Public Works	43,423.87	Cancelled, Abated or Adjusted 1972	
Public Buildings and Grounds	30,620.00	Buildings and Grounds	3,727.50	Transfers to Tax Title Liens or Foreclosed	500.05
Other Public Works		Library and Education	6,842.24	Balance December 31, 1972	
HEALTH and WELFARE		Conservation		TAX TITLE LIENS OUTSTANDING	
Health Services Except Environmental	7,180.00	All Other		Balance January 1, 1972	30,310.70
Welfare-Public Assistance	2,500.00			Transfers From Taxes	10,568.14
Hospitals, Clinics, First Aid				Redeemed in 1972	457.44
Animal, Insect, & Rodent Control				Cancelled, Abated or Adjusted (1972)	
Other Welfare Services				Transfers to Foreclosed Property	
RECREATION and CONSERVATION				Balance December 31, 1972	40,821.40
Beaches and Boardwalks				PROPERTY ACQUIRED BY DEED OR FORECLOSURE	
Parks, Playgrounds, Shade Trees				Balance January 1, 1972	6,200.00
Land Reclamation & Conservation				Transfers From Taxes or Liens	
Other Recreational Services	15,500.00			Sale for Cash (1972)	
EDUCATION (excluding schools)				Cancelled, Abated or Adjusted (1972)	
Libraries	31,200.00			Balance December 31, 1972	6,200.00
Other Educational Services				CURRENT FINANCES DECEMBER 31, 1972	
STATUTORY EXPENDITURES				ASSETS	
Pensions & F. I. C. A.	30,484.00			Cash Dec. 31, 1972	369,554.97
Employee Fringe Benefits				Taxes Receivable	56,465.22
Other Statutory Expenditures				Tax Title Liens	40,821.40
MUNICIPAL FUNCTIONS TOTAL	728,362.00			Foreclosed Property	6,200.00
CAPITAL IMPROVEMENTS *MEMO*	40,000.00			Emergencies & Other Deferred Charges	57,216.86
DEBT SERVICE				State Aid Receivable	51,022.00
Principal Payments	5,000.00			Other Receivables	
Interest Payments	58,647.86			Total	581,280.45
DEFERRED CHARGES	20,050.00			LIABILITIES, RESERVES, AND SURPLUS	
SCHOOL, COUNTY, SPECIAL DISTRICT TAXES	1,835,799.92			Cash Liabilities	171,726.40
RESERVE FOR UNCOLLECTED TAXES	77,390.00			Reserves for Receivables	103,486.62
EMERGENCY EMPLOYMENT ACT OF 1971				Surplus Dec. 31,	306,067.43
EXPENDITURES TOTAL	2,725,249.78			Total	581,280.45

1348

Population 1970 3,896
 Population 1972 3,900
 S & P Rating A
 Moody Rating

General Tax Rate Per \$100. 2.29
 State Equalized Tax Rate 2.13

SPRING LAKE BOROUGH — MONMOUTH CO.
 Form of Government:
 Borough Council
 Number of Members on Governing Body 6

PER CAPITA: 564.59
 Gross Debt 88.81
 Net Debt 30.54
 Debt Service 477.35
 Total Tax Levy 307.23
 Municipal Expenditures

PER CENT: 2.60
 Gross Debt .41
 Net Debt 96.06
 Tax Levy Collected
 Tax Levy Cancelled, Abated or Adjusted

EXPENDITURES		REVENUES-REALIZED		1972 PROPERTY TAX	
GENERAL GOVERNMENT				STATE EQUALIZED TAX RATE .77	
Governing Body & Public Boards		1972 Property Taxes Collected 1,788,351.19		Local District School Taxes	681,208.25
Municipal Clerk				Regional & Consolidated School Tax	
Financial Administration	4,200.00			School Taxes in Municipal Budget	
Assessment of Taxes	4,904.00			County Taxes	551,175.85
Collection of Taxes	14,500.00			County Library Taxes	
Planning, Housing & Development	18,500.00			Local Municipal Purpose Taxes	583,249.50
Human Resources	200.00			Veteran & Senior Citizen Taxes	25,060.00
Elections				Total Taxes for Rate Computation	1,888,693.60
General Administration (other)	133,950.00			Special District Taxes	
JUDICIARY				Bank Stock Taxes	3,750.50
Municipal Courts	7,570.00			Added and Omitted Taxes	2,295.83
PUBLIC SAFETY				Total Taxes Levied - ABSTRACT	1,881,683.93
Fire Protection	19,100.00			Total Taxes Billed	1,881,683.93
Police Protection	178,000.00			1972 TAXES COLLECTED	1,788,351.19
Civil Defense & Disaster Control	300.00			1972 Taxes Cancelled, Abated or Adjusted	
Environmental Inspection & Control				Transfer to Tax Title Liens or Foreclosed	
Other Public Safety				Balance Outstanding Dec. 31, 1972	73,332.74
PUBLIC WORKS				PRIOR YEARS TAXES OUTSTANDING	
Streets and Drainage	88,500.00			Balance January 1, 1972	53,746.52
Sewers and Sewage Processing	56,100.00			Collected in 1972	51,552.45
Garbage and Trash Disposal	72,650.00			Cancelled, Abated or Adjusted 1972	
Public Buildings and Grounds	22,800.00			Transfers to Tax Title Liens or Foreclosed	
Other Public Works	33,500.00			Balance December 31, 1972	2,194.07
HEALTH and WELFARE				TAX TITLE LIENS OUTSTANDING	
Health Services Except Environmental	3,850.00			Balance January 1, 1972	5,655.57
Welfare-Public Assistance	3,300.00			Transfers From Taxes	
Hospitals, Clinics, First Aid				Redeemed in 1972	5,308.40
Animal, Insect, & Rodent Control	100.00			Cancelled, Abated or Adjusted (1972)	
Other Welfare Services				Transfers to Foreclosed Property	
RECREATION and CONSERVATION				Balance December 31, 1972	4,347.17
Beaches and Boardwalks	116,800.00			PROPERTY ACQUIRED BY DEED OR FORECLOSURE	
Parks, Playgrounds, Shade Trees	38,350.00			Balance January 1, 1972	10,300.00
Land Reclamation & Conservation				Transfers From Taxes or Liens	
Other Recreational Services	14,200.00			Sale for Cash (1972)	
EDUCATION (excluding schools)				Cancelled, Abated or Adjusted (1972)	
Libraries	24,670.00			Balance December 31, 1972	10,300.00
Other Educational Services				CURRENT FINANCES DECEMBER 31, 1972	
STATUTORY EXPENDITURES				ASSETS	
Pensions & F. I. C. A.	69,000.00			Cash Dec. 31, 1972	750,357.97
Employee Fringe Benefits	18,000.00			Taxes Receivable	75,526.81
Other Statutory Expenditures				Tax Title Liens	4,347.17
MUNICIPAL FUNCTIONS TOTAL	543,444.00			Foreclosed Property	10,300.00
CAPITAL IMPROVEMENTS *MEMO*	60,500.00			Emergencies & Other Deferred Charges	40,000.00
DEBT SERVICE				State Aid Receivable	46,509.00
Principal Payments	80,000.00			Other Receivables	55,009.00
Interest Payments	35,101.00			Total	1,066,049.95
DEFERRED CHARGES	5,048.41			LIABILITIES, RESERVES, AND SURPLUS	
SCHOOL, COUNTY, SPECIAL DISTRICT TAXES	1,272,384.10			Cash Liabilities	564,871.92
RESERVE FOR UNCOLLECTED TAXES	130,597.59			Reserves for Receivables	189,182.58
EMERGENCY EMPLOYMENT ACT OF 1971				Surplus Dec. 31,	311,595.05
EXPENDITURES TOTAL	2,470,575.10			Total	1,066,049.95

1349

Population 1970 4,602
 Population 1972 4,750
 S & P Rating
 Moody Rating BAA

General Tax Rate Per \$100. 4.63
 State Equalized Tax Rate 3.23

SPRING LAKE HEIGHTS — MONMOUTH CO.

Form of Government:

Borough Council

Number of Members on Governing Body 6

PER CAPITA:

Gross Debt 426.74
 Net Debt 224.98
 Debt Service 7.56
 Total Tax Levy 293.20
 Municipal Expenditures 119.16

PER CENT:

Gross Debt 5.43
 Net Debt 2.86
 Tax Levy Collected 94.77
 Tax Levy Cancelled, Abated or Adjusted .12

EXPENDITURES		REVENUES-REALIZED		1972 PROPERTY TAX	
GENERAL GOVERNMENT				STATE EQUALIZED TAX RATE $\frac{3.23}{2.05}$	
Governing Body & Public Boards		1972 Property Taxes Collected		Local District School Taxes	889,557.00
Municipal Clerk		1972 Payments in Lieu of Taxes		Regional & Consolidated School Tax	
Financial Administration	3,750.00	Delinquent Tax & Lien Collections		School Taxes in Municipal Budget	
Assessment of Taxes	2,881.00	Business Personalty Replacement Taxes		County Taxes	266,299.63
Collection of Taxes	5,200.00	Taxes from Public Utilities		County Library Taxes	10,038.63
Planning, Housing & Development	5,220.00	Other Miscellaneous Tax Revenues		Local Municipal Purpose Taxes	209,641.64
Human Resources		State Aid Revenues		Veteran & Senior Citizen Taxes	26,680.00
Elections	1,300.00	Federal Aid Revenues		Total Taxes for Rate Computation	1,402,216.90
General Administration (other)	52,700.00	State and Local Fiscal Assistance Act Utilized		Special District Taxes	
JUDICIARY		Sale of Acquired Property		Bank Stock Taxes	2,676.50
Municipal Courts	5,546.00	Other Miscellaneous Revenues		Added and Omitted Taxes	14,502.27
PUBLIC SAFETY		Other Revenues, Revenue Sharing Tax Effort		Total Taxes Levied - ABSTRACT	1,392,715.67
Fire Protection	19,000.00	Prior Years Surplus Appropriated		Total Taxes Billed	1,355,391.42
Police Protection	162,083.00	REVENUES TOTAL		1972 TAXES COLLECTED	1,322,417.56
Civil Defense & Disaster Control		CAPITAL OUTLAY TOTAL		1972 Taxes Cancelled, Abated or Adjusted	1,612.60
Environmental Inspection & Control	3,856.00			Transfer to Tax Title Liens or Foreclosed	1,756.40
Other Public Safety				Balance Outstanding Dec. 31, 1972	65,604.46
PUBLIC WORKS				PRIOR YEARS TAXES OUTSTANDING	
Streets and Drainage	52,200.00			Balance January 1, 1972	42,152.44
Sewers and Sewage Processing				Collected in 1972	40,698.62
Garbage and Trash Disposal	62,000.00			Cancelled, Abated or Adjusted 1972	
Public Buildings and Grounds	10,000.00			Transfers to Tax Title Liens or Foreclosed	
Other Public Works				Balance December 31, 1972	1,453.82
HEALTH and WELFARE				TAX TITLE LIENS OUTSTANDING	
Health Services Except Environmental	3,475.00			Balance January 1, 1972	8,805.80
Welfare-Public Assistance	1,665.00			Transfers From Taxes	1,756.40
Hospitals, Clinics, First Aid				Redeemed in 1972	
Animal, Insect, & Rodent Control				Cancelled, Abated or Adjusted (1972)	
Other Welfare Services				Transfers to Foreclosed Property	
RECREATION and CONSERVATION				Balance December 31, 1972	10,562.20
Beaches and Boardwalks				PROPERTY ACQUIRED BY DEED OR	
Parks, Playgrounds, Shade Trees				FORECLOSURE	
Land Reclamation & Conservation				Balance January 1, 1972	61,121.82
Other Recreational Services	8,075.00			Transfers From Taxes or Liens	
EDUCATION (excluding schools)				Sale for Cash (1972)	
Libraries				Cancelled, Abated or Adjusted (1972)	46,916.82
Other Educational Services				Balance December 31, 1972	14,205.00
STATUTORY EXPENDITURES				CURRENT FINANCES DECEMBER 31, 1972	
Pensions & F. I. C. A.	23,600.00			ASSETS	
Employee Fringe Benefits	11,000.00			Cash Dec. 31, 1972	214,199.05
Other Statutory Expenditures				Taxes Receivable	71,058.28
MUNICIPAL FUNCTIONS TOTAL	423,551.00			Tax Title Liens	10,562.20
CAPITAL IMPROVEMENTS *MEMO*	13,000.00			Foreclosed Property	14,205.00
DEBT SERVICE				Emergencies & Other Deferred Charges	23,414.66
Principal Payments	22,000.00			State Aid Receivable	13,039.00
Interest Payments	13,532.00			Other Receivables	22,629.14
				Total	369,107.33
DEFERRED CHARGES	34,565.61			LIABILITIES, RESERVES, AND SURPLUS	
SCHOOL, COUNTY, SPECIAL DISTRICT TAXES	1,165,895.26			Cash Liabilities	76,449.26
RESERVE FOR UNCOLLECTED TAXES	49,132.72			Reserves for Receivables	118,454.62
EMERGENCY EMPLOYMENT ACT OF 1971	12,440.00			Surplus Dec. 31,	174,203.45
EXPENDITURES TOTAL	1,731,520.59			Total	365,107.33

2017

Population 1970 15,740
 Population 1972 15,685
 S & P Rating /
 Moody Rating A

General Tax Rate Per \$100. 4.55
 State Equalized Tax Rate 3.16

SPRINGFIELD TOWNSHIP — UNION COUNTY

Form of Government:

Township Council

Number of Members on Governing Body 5

PER CAPITA:

Gross Debt 413.82
 Net Debt 142.68
 Debt Service 10.31
 Total Tax Levy 465.71
 Municipal Expenditures 181.01

PER CENT:

Gross Debt 3.04
 Net Debt 1.05
 Tax Levy Collected 98.23
 Tax Levy Cancelled, Abated or Adjusted .06

EXPENDITURES		REVENUES-REALIZED		1972 PROPERTY TAX	
GENERAL GOVERNMENT				STATE EQUALIZED TAX RATE 1.17	
Governing Body & Public Boards		1972 Property Taxes Collected	7,246,700.61	Local District School Taxes	2,732,263.20
Municipal Clerk		1972 Payments in Lieu of Taxes	8,487.39	Regional & Consolidated School Tax	1,834,225.21
Financial Administration	24,095.00	Delinquent Tax & Lien Collections	110,515.26	School Taxes in Municipal Budget	
Assessment of Taxes	84,540.00	Business Personalty Replacement Taxes	287,358.06	County Taxes	1,220,096.16
Collection of Taxes	19,470.00	Taxes from Public Utilities	348,444.96	County Library Taxes	
Planning, Housing & Development	17,830.00	Other Miscellaneous Tax Revenues		Local Municipal Purpose Taxes	1,541,871.30
Human Resources		State Aid Revenues	64,590.55	Veteran & Senior Citizen Taxes	93,070.00
Elections		Federal Aid Revenues		Total Taxes for Rate Computation	7,421,525.87
General Administration (other)	145,580.00	State and Local Fiscal Assistance Act Utilized		Special District Taxes	
JUDICIARY		Sale of Acquired Property	160,615.09	Bank Stock Taxes	17,194.88
Municipal Courts	26,445.00	Other Miscellaneous Revenues	54,403.47	Added and Omitted Taxes	21,685.78
PUBLIC SAFETY		Other Revenues, Revenue Sharing Tax Effort	8,281,115.39	Total Taxes Levied - ABSTRACT	7,267,226.53
Fire Protection	299,430.00	Prior Years Surplus Appropriated	475,000.00	Total Taxes Billed	7,265,708.01
Police Protection	535,465.00	REVENUES TOTAL	8,756,115.35	1972 TAXES COLLECTED	7,246,700.61
Civil Defense & Disaster Control	7,450.00	CAPITAL OUTLAY TOTAL	114,190.20	1972 Taxes Cancelled, Abated or Adjusted	4,618.13
Environmental Inspection & Control	11,500.00			Transfer to Tax Title Liens or Foreclosed	238.68
Other Public Safety				Balance Outstanding Dec. 31, 1972	118,150.55
PUBLIC WORKS				PRIOR YEARS TAXES OUTSTANDING	
Streets and Drainage	292,525.00	Public Enterprises		Balance January 1, 1972	116,643.05
Sewers and Sewage Processing	22,655.00	Recreation—Culture	16,423.06	Collected in 1972	108,288.48
Garbage and Trash Disposal	223,333.00	Public Works	82,751.75	Cancelled, Abated or Adjusted 1972	
Public Buildings and Grounds	110,855.00	Buildings and Grounds	4,566.00	Transfers to Tax Title Liens or Foreclosed	
Other Public Works	62,125.00	Library and Education	10,449.39	Balance December 31, 1972	8,254.57
HEALTH and WELFARE		Conservation		TAX TITLE LIENS OUTSTANDING	
Health Services Except Environmental	42,252.00	All Other		Balance January 1, 1972	2,764.19
Welfare-Public Assistance	3,475.00			Transfers From Taxes	238.68
Hospitals, Clinics, First Aid	5,000.00			Redeemed in 1972	2,126.78
Animal, Insect, & Rodent Control	5,500.00			Cancelled, Abated or Adjusted (1972)	
Other Welfare Services				Transfers to Foreclosed Property	
RECREATION and CONSERVATION				Balance December 31, 1972	876.05
Beaches and Boardwalks				PROPERTY ACQUIRED BY DEED OR FORECLOSURE	
Parks, Playgrounds, Shade Trees	79,630.00			Balance January 1, 1972	12,540.00
Land Reclamation & Conservation				Transfers From Taxes or Liens	
Other Recreational Services	2,000.00			Sale for Cash (1972)	
EDUCATION (excluding schools)				Cancelled, Abated or Adjusted (1972)	
Libraries	205,000.00			Balance December 31, 1972	12,540.00
Other Educational Services				CURRENT FINANCES DECEMBER 31, 1972	
STATUTORY EXPENDITURES				ASSETS	
Pensions & F. I. C. A.	135,800.00			Cash Dec. 31, 1972	3,007,326.20
Employee Fringe Benefits	48,700.00			Taxes Receivable	126,405.16
Other Statutory Expenditures				Tax Title Liens	876.05
MUNICIPAL FUNCTIONS TOTAL	2,415,125.00			Foreclosed Property	12,540.00
CAPITAL IMPROVEMENTS *MEMO*	70,000.00			Emergencies & Other Deferred Charges	60,000.00
DEBT SERVICE				State Aid Receivable	15,455.11
Principal Payments	55,000.00			Other Receivables	3,658.70
Interest Payments	66,761.00			Total	3,226,261.26
DEFERRED CHARGES				LIABILITIES, RESERVES, AND SURPLUS	
SCHOOL, COUNTY, SPECIAL DISTRICT TAXES	5,786,584.57			Cash Liabilities	2,470,608.80
RESERVE FOR UNCOLLECTED TAXES	262,307.85			Reserves for Receivables	143,479.55
EMERGENCY EMPLOYMENT ACT OF 1971				Surplus Dec. 31,	612,172.51
EXPENDITURES TOTAL	8,625,778.42			Total	3,226,261.26

0334

Population 1970 2,244
 Population 1972 2,335
 S & P Rating
 Moody Rating

General Tax Rate Per \$100. 3.48
 State Equalized Tax Rate 2.64

SPRINGFIELD TOWNSHIP — BURLINGTON CO.

Form of Government:

Township Committee

Number of Members on Governing Body 3

PER CAPITA:
 Gross Debt 208.11
 Net Debt
 Debt Service .63
 Total Tax Levy 302.38
 Municipal Expenditures 154.04

PER CENT:
 Gross Debt 1.96
 Net Debt
 Tax Levy Collected 89.12
 Tax Levy Cancelled, Abated or Adjusted .05

EXPENDITURES		REVENUES-REALIZED		1972 PROPERTY TAX	
GENERAL GOVERNMENT		1972 Property Taxes Collected		STATE EQUALIZED TAX RATE — 2.64	
Governing Body & Public Boards			629,273.20	Local District School Taxes 1.11	297,829.25
Municipal Clerk				Regional & Consolidated School Tax .67	179,781.25
Financial Administration	4,300.00	1972 Payments in Lieu of Taxes		School Taxes in Municipal Budget	
Assessment of Taxes	2,550.00	Delinquent Tax & Lien Collections	93,114.96	County Taxes .57	153,653.27
Collection of Taxes	3,100.00	Business Personalty Replacement Taxes	19,102.17	County Library Taxes .02	6,216.34
Planning, Housing & Development	7,700.00	Taxes from Public Utilities	60,490.64	Local Municipal Purpose Taxes .22	60,438.00
Human Resources		Other Miscellaneous Tax Revenues		Veteran & Senior Citizen Taxes .04	11,280.00
Elections		State Aid Revenues	22,805.46	Total Taxes for Rate Computation 2.63	709,198.11
General Administration (other)	29,500.00	Federal Aid Revenues		Special District Taxes	
JUDICIARY		State and Local Fiscal Assistance Act Utilized		Bank Stock Taxes	
Municipal Courts	8,000.00	Sale of Acquired Property	24,864.47	Added and Omitted Taxes	8,148.42
PUBLIC SAFETY		Other Miscellaneous Revenues	14,045.51	Total Taxes Levied - ABSTRACT	706,066.53
Fire Protection	9,000.00	Other Revenues, Revenue Sharing Tax Effort	863,696.81	Total Taxes Billed	706,066.53
Police Protection	26,650.00	Prior Years Surplus Appropriated	118,850.00	1972 TAXES COLLECTED	629,273.20
Civil Defense & Disaster Control	2,000.00	REVENUES TOTAL	982,546.81	1972 Taxes Cancelled, Abated or Adjusted	340.00
Environmental Inspection & Control	500.00			Transfer to Tax Title Liens or Foreclosed	
Other Public Safety				Balance Outstanding Dec. 31, 1972	76,453.33
PUBLIC WORKS		CAPITAL OUTLAY TOTAL		PRIOR YEARS TAXES OUTSTANDING	
Streets and Drainage	68,530.00	Public Enterprises		Balance January 1, 1972	134,083.43
Sewers and Sewage Processing		Recreation—Culture		Collected in 1972	93,114.96
Garbage and Trash Disposal	1,100.00	Public Works		Cancelled, Abated or Adjusted 1972	
Public Buildings and Grounds	45,400.00	Buildings and Grounds		Transfers to Tax Title Liens or Foreclosed	
Other Public Works		Library and Education		Balance December 31, 1972	40,568.47
HEALTH and WELFARE		Conservation		TAX TITLE LIENS OUTSTANDING	
Health Services Except Environmental	600.00	All Other		Balance January 1, 1972	11,171.54
Welfare-Public Assistance	1,450.00	CAPITAL DEBT AUTHORIZED, DECEMBER 31, 1972		Transfers From Taxes	
Hospitals, Clinics, First Aid		ISSUED AND UNISSUED GROSS DEBT NET DEBT		Redeemed in 1972	
Animal, Insect, & Rodent Control		School 485,538		Cancelled, Abated or Adjusted (1972)	
Other Welfare Services		Self-liquidating		Transfers to Foreclosed Property	
RECREATION and CONSERVATION		Other		Balance December 31, 1972	11,171.54
Beaches and Boardwalks		Total 485,538		PROPERTY ACQUIRED BY DEED OR	
Parks, Playgrounds, Shade Trees	1,500.00			FORECLOSURE	
Land Reclamation & Conservation		ISSUED AND OUTSTANDING		Balance January 1, 1972	5,500.00
Other Recreational Services	250.00	School	485,538.69	Transfers From Taxes or Liens	
EDUCATION (excluding schools)		Self-Liquidating		Sale for Cash (1972)	
Libraries		Other		Cancelled, Abated or Adjusted (1972)	
Other Educational Services		Total 485,538.69		Balance December 31, 1972	5,500.00
STATUTORY EXPENDITURES		EQUALIZED VALUATION BASIS		CURRENT FINANCES DECEMBER 31, 1972	
Pensions & F. I. C. A.	1,700.00	FOR NET DEBT COMPUTATION	24,854,708.67	ASSETS	
Employee Fringe Benefits		REAL PROPERTY VALUATIONS		Cash Dec. 31, 1972	328,336.26
Other Statutory Expenditures		Code Class # of Parcels % VAL'N		Taxes Receivable	117,421.80
MUNICIPAL FUNCTIONS TOTAL	214,230.00	1 Vacant Land 124 4.48	875,350.00	Tax Title Liens	11,171.54
CAPITAL IMPROVEMENTS *MEMO*	54,000.00	2 Residential 462 43.13	8,473,125.00	Foreclosed Property	5,500.00
DEBT SERVICE		3 Farm 395 40.18	7,893,650.00	Emergencies & Other Deferred Charges	7,604.71
Principal Payments		4a Commercial 51 12.21	2,397,700.00	State Aid Receivable	17,841.16
Interest Payments	1,482.50	4b Industrial		Other Receivables	4,812.20
DEFERRED CHARGES	20,171.05	4c Apartments		Total	493,087.67
SCHOOL, COUNTY, SPECIAL DISTRICT TAXES	637,480.11	1032 Total	19,643,825.00	LIABILITIES, RESERVES, AND SURPLUS	
RESERVE FOR UNCOLLECTED TAXES	123,805.95	Land Area 29.34 Sq. Miles		Cash Liabilities	220,444.29
EMERGENCY EMPLOYMENT ACT OF 1971		Net Valuation Taxable-Municipal	20,437,420.00	Reserves for Receivables	139,305.54
EXPENDITURES TOTAL	997,169.61	Net Valuation Taxable-County	24,558,354.00	Surplus Dec. 31,	133,237.84
		State Equalization Ratio	75.87	Total	493,087.67

1530

Population 1970 3,634
 Population 1972 4,195
 S & P Rating
 Moody Rating

General Tax Rate Per \$100. 2.15
 State Equalized Tax Rate 2.27

STAFFORD TOWNSHIP — OCEAN COUNTY
Form of Government:
Township Committee
Number of Members on Governing Body 3

PER CAPITA: 272.55
 Gross Debt 54.48
 Net Debt 8.60
 Debt Service 461.10
 Total Tax Levy 293.31
 Municipal Expenditures

PER CENT: 1.79
 Gross Debt .36
 Net Debt 90.08
 Tax Levy Collected
 Tax Levy Cancelled, Abated or Adjusted 2.37

EXPENDITURES		REVENUES-REALIZED		1972 PROPERTY TAX	
GENERAL GOVERNMENT				STATE EQUALIZED TAX RATE	
Governing Body & Public Boards		1972 Property Taxes Collected	1,739,906.26	Local District School Taxes .67	572,500.00
Municipal Clerk	7,730.00	1972 Payments in Lieu of Taxes		Regional & Consolidated School Tax .43	366,608.36
Financial Administration	20,925.00	Delinquent Tax & Lien Collections	233,158.85	School Taxes in Municipal Budget	
Assessment of Taxes	30,200.00	Business Personalty Replacement Taxes	17,369.01	County Taxes .41	351,388.16
Collection of Taxes	12,535.00	Taxes from Public Utilities	215,875.83	County Library Taxes .02	14,868.12
Planning, Housing & Development		Other Miscellaneous Tax Revenues		Local Municipal Purpose Taxes .69	567,479.30
Human Resources		State Aid Revenues	14,043.07	Veteran & Senior Citizen Taxes .05	35,660.00
Elections		Federal Aid Revenues	25,777.07	Total Taxes for Rate Computation 2.27	1,932,503.54
General Administration (other)	106,750.00	State and Local Fiscal Assistance Act Utilized		Special District Taxes	
JUDICIARY		Sale of Acquired Property		Bank Stock Taxes	2,020.70
Municipal Courts	13,180.00	Other Miscellaneous Revenues	92,179.15	Added and Omitted Taxes	34,834.20
PUBLIC SAFETY		Other Revenues, Revenue Sharing Tax Effort	52,800.10	Total Taxes Levied - ABSTRACT	1,929,698.84
Fire Protection	21,600.00	Total	2,395,149.34	Total Taxes Billed	1,921,566.75
Police Protection	164,000.00	Prior Years Surplus Appropriated	59,000.00	1972 TAXES COLLECTED	1,735,506.26
Civil Defense & Disaster Control	2,000.00	REVENUES TOTAL	2,494,149.34	1972 Taxes Cancelled, Abated or Adjusted	45,794.88
Environmental Inspection & Control	3,910.00			Transfer to Tax Title Liens or Foreclosed	2,822.15
Other Public Safety				Balance Outstanding Dec. 31, 1972	142,063.50
PUBLIC WORKS		CAPITAL OUTLAY TOTAL		PRIOR YEARS TAXES OUTSTANDING	
Streets and Drainage	116,640.00	Public Enterprises		Balance January 1, 1972	278,278.84
Sewers and Sewage Processing	122,470.00	Recreation—Culture		Collected in 1972	212,261.57
Garbage and Trash Disposal	11,600.00	Public Works		Cancelled, Abated or Adjusted 1972	63,401.65
Public Buildings and Grounds		Buildings and Grounds		Transfers to Tax Title Liens or Foreclosed	299.17
Other Public Works		Library and Education		Balance December 31, 1972	2,316.45
HEALTH and WELFARE		Conservation		TAX TITLE LIENS OUTSTANDING	
Health Services Except Environmental	10,469.00	All Other		Balance January 1, 1972	32,435.30
Welfare-Public Assistance	9,500.00			Transfers From Taxes	3,309.04
Hospitals, Clinics, First Aid	10,000.00			Redeemed in 1972	20,937.28
Animal, Insect, & Rodent Control	27,990.00			Cancelled, Abated or Adjusted (1972)	
Other Welfare Services	1,000.00			Transfers to Foreclosed Property	
RECREATION and CONSERVATION				Balance December 31, 1972	14,811.06
Beaches and Boardwalks	16,500.00			PROPERTY ACQUIRED BY DEED OR FORECLOSURE	
Parks, Playgrounds, Shade Trees				Balance January 1, 1972	9,355.00
Land Reclamation & Conservation	1,800.00			Transfers From Taxes or Liens	
Other Recreational Services				Sale for Cash (1972)	
EDUCATION (excluding schools)				Cancelled, Abated or Adjusted (1972)	
Libraries	500.00			Balance December 31, 1972	9,355.00
Other Educational Services				CURRENT FINANCES DECEMBER 31, 1972	
STATUTORY EXPENDITURES				ASSETS	
Pensions & F. I. C. A.	41,577.65			Cash Dec. 31, 1972	822,521.65
Employee Fringe Benefits	22,500.00			Taxes Receivable	145,379.95
Other Statutory Expenditures				Tax Title Liens	14,811.06
MUNICIPAL FUNCTIONS				Foreclosed Property	9,355.00
CAPITAL IMPROVEMENTS	10,000.00			Emergencies & Other Deferred Charges	108,500.00
DEBT SERVICE				State Aid Receivable	37,137.64
Principal Payments	25,000.00			Other Receivables	25,770.53
Interest Payments	11,000.00			Total	1,177,475.83
DEFERRED CHARGES				LIABILITIES, RESERVES, AND SURPLUS	
SCHOOL, COUNTY, SPECIAL DISTRICT TAXES	32,722.35			Cash Liabilities	498,338.78
RESERVE FOR UNCOLLECTED TAXES	1,305,364.64			Reserves for Receivables	155,316.54
EMERGENCY EMPLOYMENT ACT OF 1971	333,000.00			Surplus Dec. 31,	475,820.51
EXPENDITURES TOTAL	2,532,663.64			Total	1,177,475.83

1971/3000

1919

Population 1970 3,040
 Population 1972 3,170
 S & P Rating
 Moody Rating

General Tax Rate Per \$100. 4.61
 State Equalized Tax Rate 4.56

STANHOPE BOROUGH — SUSSEX COUNTY

Form of Government:
 Borough Council
 Number of Members on Governing Body 6

PER CAPITA:
 Gross Debt 778.42
 Net Debt 77.55
 Debt Service 1.74
 Total Tax Levy 314.22
 Municipal Expenditures 124.70

PER CENT:
 Gross Debt 13.12
 Net Debt 1.31
 Tax Levy Collected 91.71
 Tax Levy Cancelled, Abated or Adjusted 1.06

EXPENDITURES		REVENUES-REALIZED		1972 PROPERTY TAX	
GENERAL GOVERNMENT				STATE EQUALIZED TAX RATE — 4.56	
Governing Body & Public Boards		1972 Property Taxes Collected	913,455.37	Local District School Taxes 2.51	548,481.25
Municipal Clerk		1972 Payments in Lieu of Taxes		Regional & Consolidated School Tax .26	56,013.23
Financial Administration	4,656.54	Delinquent Tax & Lien Collections	65,253.44	School Taxes in Municipal Budget	
Assessment of Taxes	3,032.50	Business Personalty Replacement Taxes	30,940.97	County Taxes .77	167,663.76
Collection of Taxes	7,076.92	Taxes from Public Utilities	19,431.23	County Library Taxes .03	5,885.42
Planning, Housing & Development	6,300.00	Other Miscellaneous Tax Revenues		Local Municipal Purpose Taxes .94	205,473.34
Human Resources		State Aid Revenues	11,999.40	Veteran & Senior Citizen Taxes .06	14,620.00
Elections		Federal Aid Revenues		Total Taxes for Rate Computation 4.57	997,537.00
General Administration (other)	20,750.00	State and Local Fiscal Assistance Act Utilized		Special District Taxes	
JUDICIARY		Sale of Acquired Property		Bank Stock Taxes	1,018.85
Municipal Courts	4,225.00	Other Miscellaneous Revenues	26,197.96	Added and Omitted Taxes	11,553.79
PUBLIC SAFETY		Other Revenues, Revenue Sharing Tax Effort	39,527.28	Total Taxes Levied - ABSTRACT	996,089.64
Fire Protection	8,500.00	Total	1,106,805.65	Total Taxes Billed	996,021.65
Police Protection	64,009.52	Prior Years Surplus Appropriated	50,000.00	1972 TAXES COLLECTED	913,455.37
Civil Defense & Disaster Control	400.00	REVENUES TOTAL	1,156,805.65	1972 Taxes Cancelled, Abated or Adjusted	10,561.70
Environmental Inspection & Control	19,339.25	CAPITAL OUTLAY TOTAL	74,404.56	Transfer to Tax Title Liens or Foreclosed	10,000.00
Other Public Safety		Public Enterprises	64,124.56	Balance Outstanding Dec. 31, 1972	62,004.58
PUBLIC WORKS		Recreation—Culture		PRIOR YEARS TAXES OUTSTANDING	
Streets and Drainage	35,858.89	Public Works	9,896.00	Balance January 1, 1972	73,930.28
Sewers and Sewage Processing		Buildings and Grounds	384.00	Collected in 1972	61,961.11
Garbage and Trash Disposal	22,800.00	Library and Education		Cancelled, Abated or Adjusted 1972	.21
Public Buildings and Grounds	6,500.00	Conservation		Transfers to Tax Title Liens or Foreclosed	2,158.48
Other Public Works	1,000.00	All Other		Balance December 31, 1972	9,810.48
HEALTH and WELFARE		CAPITAL DEBT AUTHORIZED, DECEMBER 31, 1972		TAX TITLE LIENS OUTSTANDING	
Health Services Except Environmental	4,196.00	ISSUED AND UNISSUED		Balance January 1, 1972	28,197.64
Welfare-Public Assistance	2,800.00	School	1,524,300	Transfers From Taxes	12,458.21
Hospitals, Clinics, First Aid		Self-liquidating	898,694	Redeemed in 1972	3,292.33
Animal, Insect, & Rodent Control		Other	44,600	Cancelled, Abated or Adjusted (1972)	588.81
Other Welfare Services		Total	2,467,594	Transfers to Foreclosed Property	
RECREATION and CONSERVATION		ISSUED AND OUTSTANDING		Balance December 31, 1972	36,774.71
Beaches and Boardwalks		School	1,524,300.83	PROPERTY ACQUIRED BY DEED OR FORECLOSURE	
Parks, Playgrounds, Shade Trees		Self-Liquidating	898,694.13	Balance January 1, 1972	1,405.00
Land Reclamation & Conservation		Other	44,600.00	Transfers From Taxes or Liens	
Other Recreational Services	6,400.00	Total	2,467,594.96	Sale for Cash (1972)	
EDUCATION (excluding schools)		EQUALIZED VALUATION BASIS FOR NET DEBT COMPUTATION	18,802,526.00	Cancelled, Abated or Adjusted (1972)	
Libraries	1,700.00	REAL PROPERTY VALUATIONS		Balance December 31, 1972	1,405.00
Other Educational Services		Code Class # of Parcels % VAL'N	ASSESSED VALUATION	CURRENT FINANCES DECEMBER 31, 1972	
STATUTORY EXPENDITURES		1 Vacant Land 428 10.55	2,261,700.00	ASSETS	
Pensions & F. I. C. A.	8,392.00	2 Residential 723 75.66	16,222,350.00	Cash Dec. 31, 1972	215,801.96
Employee Fringe Benefits	3,148.32	3 Farm		Taxes Receivable	71,815.06
Other Statutory Expenditures		4a Commercial 45 9.53	2,043,850.00	Tax Title Liens	36,774.71
MUNICIPAL FUNCTIONS TOTAL	231,124.54	4b Industrial 4 3.96	849,600.00	Foreclosed Property	1,405.00
CAPITAL IMPROVEMENTS *MEMO*	6,000.00	4c Apartments 2 .30	65,000.00	Emergencies & Other Deferred Charges	17,148.80
DEBT SERVICE		Total	21,442,500.00	State Aid Receivable	47,156.19
Principal Payments	4,000.00	Land Area 1.70 Sq. Miles		Other Receivables	16,070.30
Interest Payments	1,500.00	Net Valuation Taxable-Municipal	21,642,277.00	Total	406,172.02
DEFERRED CHARGES	27,534.92	Net Valuation Taxable-County	18,698,519.00	LIABILITIES, RESERVES, AND SURPLUS	
SCHOOL, COUNTY, SPECIAL DISTRICT TAXES	778,043.66	State Equalization Ratio	99.12	Cash Liabilities	126,920.53
RESERVE FOR UNCOLLECTED TAXES	131,126.53			Reserves for Receivables	126,065.07
EMERGENCY EMPLOYMENT ACT OF 1971				Surplus Dec. 31,	153,186.42
EXPENDITURES TOTAL	1,173,230.05			Total	406,172.02

1971/3000

General Tax Rate Per \$100. 6.08
State Equalized Tax Rate 3.10

STILLWATER TOWNSHIP – SUSSEX COUNTY

Form of Government:

Township Committee

Number of Members on Governing Body 5

PER CAPITA:

Gross Debt	69.64
Net Debt	
Debt Service	
Total Tax Levy	497.17
Municipal Expenditures	173.29

PER CENT:

Gross Debt	.49
Net Debt	
Tax Levy Collected	91.89
Tax Levy Cancelled, Abated or Adjusted	

EXPENDITURES		REVENUES-REALIZED		1972 PROPERTY TAX	
GENERAL GOVERNMENT				STATE EQUALIZED TAX RATE	
Governing Body & Public Boards		1972 Property Taxes Collected	1,048,430.34	Local District School Taxes	1.59 590,563.75
Municipal Clerk		1972 Payments in Lieu of Taxes		Regional & Consolidated School Tax	.03 12,292.82
Financial Administration	4,509.66	Delinquent Tax & Lien Collections	85,147.66	School Taxes in Municipal Budget	
Assessment of Taxes	22,614.54	Business Personalty Replacement Taxes	9,390.91	County Taxes	.84 311,068.34
Collection of Taxes	6,393.13	Taxes from Public Utilities	43,884.30	County Library Taxes	.03 10,527.09
Planning, Housing & Development	8,200.09	Other Miscellaneous Tax Revenues		Local Municipal Purpose Taxes	.56 209,533.86
Human Resources		State Aid Revenues	26,957.44	Veteran & Senior Citizen Taxes	.05 18,520.00
Elections		Federal Aid Revenues		Total Taxes for Rate Computation	3.10 1,152,905.86
General Administration (other)	17,654.40	State and Local Fiscal Assistance Act Utilized		Special District Taxes	
JUDICIARY		Sale of Acquired Property	11,329.56	Bank Stock Taxes	201.80
Municipal Courts	1,477.40	Other Miscellaneous Revenues	22,328.40	Added and Omitted Taxes	6,409.56
PUBLIC SAFETY		Other Revenues, Revenue Sharing Tax Effort	1,247,468.61	Total Taxes Levied - ABSTRACT	1,140,557.62
Fire Protection	23,500.00	Total	1,247,468.61	Total Taxes Billed	1,140,557.62
Police Protection	5,367.89	Prior Years Surplus Appropriated	52,000.00	1972 TAXES COLLECTED	1,048,420.34
Civil Defense & Disaster Control	702.76	REVENUES TOTAL	1,299,468.61	1972 Taxes Cancelled, Abated or Adjusted	
Environmental Inspection & Control	3,623.72	CAPITAL OUTLAY TOTAL	3,274.00	Transfer to Tax Title Liens or Foreclosed	
Other Public Safety		Public Enterprises		Balance Outstanding Dec. 31, 1972	52,567.28
PUBLIC WORKS		Recreation—Culture	3,274.00	PRIOR YEARS TAXES OUTSTANDING	
Streets and Drainage	56,871.69	Public Works		Balance January 1, 1972	110,513.78
Sewers and Sewage Processing		Buildings and Grounds		Collected in 1972	84,060.56
Garbage and Trash Disposal	7,842.95	Library and Education		Cancelled, Abated or Adjusted 1972	
Public Buildings and Grounds	5,562.09	Conservation		Transfers to Tax Title Liens or Foreclosed	
Other Public Works	8,500.00	All Other		Balance December 31, 1972	26,853.22
HEALTH and WELFARE				TAX TITLE LIENS OUTSTANDING	
Health Services Except Environmental	7,657.76			Balance January 1, 1972	12,183.33
Welfare-Public Assistance	495.00			Transfers From Taxes	
Hospitals, Clinics, First Aid	1,500.00			Redeemed in 1972	1,087.10
Animal, Insect, & Rodent Control	6,565.00			Cancelled, Abated or Adjusted (1972)	
Other Welfare Services				Transfers to Foreclosed Property	
RECREATION and CONSERVATION				Balance December 31, 1972	11,096.23
Beaches and Boardwalks				PROPERTY ACQUIRED BY DEED OR	
Parks, Playgrounds, Shade Trees				FORECLOSURE	
Land Reclamation & Conservation	698.50			Balance January 1, 1972	
Other Recreational Services				Transfers From Taxes or Liens	
EDUCATION (excluding schools)				Sale for Cash (1972)	
Libraries				Cancelled, Abated or Adjusted (1972)	
Other Educational Services				Balance December 31, 1972	
STATUTORY EXPENDITURES				CURRENT FINANCES DECEMBER 31, 1972	
Pensions & F. I. C. A.	9,000.00			ASSETS	
Employee Fringe Benefits	5,574.32			Cash Dec. 31, 1972	263,161.44
Other Statutory Expenditures				Taxes Receivable	119,420.50
MUNICIPAL FUNCTIONS TOTAL	248,711.30			Tax Title Liens	11,096.23
CAPITAL IMPROVEMENTS	76,000.00			Foreclosed Property	
DEBT SERVICE				Emergencies & Other Deferred Charges	15,500.00
Principal Payments				State Aid Receivable	9,783.26
Interest Payments				Other Receivables	235.03
DEFERRED CHARGES	1,000.00			Total	419,196.46
SCHOOL, COUNTY, SPECIAL DISTRICT TAXES	924,852.00			LIABILITIES, RESERVES, AND SURPLUS	
RESERVE FOR UNCOLLECTED TAXES	148,000.00			Cash Liabilities	106,477.55
EMERGENCY EMPLOYMENT ACT OF 1971				Reserves for Receivables	130,751.76
EXPENDITURES TOTAL	1,322,563.30			Surplus Dec. 31,	181,567.15
				Total	419,196.46

1023

Population 1970 619
 Population 1972 620
 S & P Rating
 Moody Rating

General Tax Rate Per \$100. 3.75
 State Equalized Tax Rate 2.58

STOCKTON BOROUGH — HUNTERDON COUNTY

Form of Government:

Borough Council

Number of Members on Governing Body 6

PER CAPITA:

Gross Debt 63.06
 Net Debt
 Debt Service .04
 Total Tax Levy 204.13
 Municipal Expenditures 94.04

PER CENT:

Gross Debt .89
 Net Debt
 Tax Levy Collected 91.11
 Tax Levy Cancelled, Abated or Adjusted .13

EXPENDITURES		REVENUES-REALIZED		1972 PROPERTY TAX	
GENERAL GOVERNMENT		1972 Property Taxes Collected		STATE EQUALIZED TAX RATE	
Governing Body & Public Boards		115,315.66		Local District School Taxes .63	
Municipal Clerk		17,043.82		Regional & Consolidated School Tax 1.33	
Financial Administration	1,250.00	3,677.89		School Taxes in Municipal Budget	
Assessment of Taxes	3,450.00	13,933.00		County Taxes .47	
Collection of Taxes	1,055.00	16,776.45		County Library Taxes .02	
Planning, Housing & Development	1,439.00	2,719.94		Local Municipal Purpose Taxes .04	
Human Resources		8,000.00		Veteran & Senior Citizen Taxes .09	
Elections	411.00	181,750.11		Total Taxes for Rate Computation 2.58	
General Administration (other)	3,405.00	CAPITAL OUTLAY		Special District Taxes	
JUDICIARY		TOTAL		Bank Stock Taxes	
Municipal Courts	750.00	19,545.00		Added and Omitted Taxes	
PUBLIC SAFETY		6,100.00		Total Taxes Levied - ABSTRACT	
Fire Protection	2,300.00	1,360.00		Total Taxes Billed	
Police Protection	800.00	582.00		1972 TAXES COLLECTED	
Civil Defense & Disaster Control	100.00	80.00		1972 Taxes Cancelled, Abated or Adjusted	
Environmental Inspection & Control		218.00		Transfer to Tax Title Liens or Foreclosed	
Other Public Safety		300.00		Balance Outstanding Dec. 31, 1972	
PUBLIC WORKS		50.00		PRIOR YEARS TAXES OUTSTANDING	
Streets and Drainage	19,545.00	300.00		Balance January 1, 1972	
Sewers and Sewage Processing		300.00		Collected in 1972	
Garbage and Trash Disposal	6,100.00	300.00		Cancelled, Abated or Adjusted 1972	
Public Buildings and Grounds	1,360.00	300.00		Transfers to Tax Title Liens or Foreclosed	
Other Public Works		300.00		Balance December 31, 1972	
HEALTH and WELFARE		300.00		TAX TITLE LIENS OUTSTANDING	
Health Services Except Environmental	582.00	300.00		Balance January 1, 1972	
Welfare-Public Assistance	80.00	300.00		Transfers From Taxes	
Hospitals, Clinics, First Aid		300.00		Redeemed in 1972	
Animal, Insect, & Rodent Control	218.00	300.00		Cancelled, Abated or Adjusted (1972)	
Other Welfare Services		300.00		Transfers to Foreclosed Property	
RECREATION and CONSERVATION		300.00		Balance December 31, 1972	
Beaches and Boardwalks		300.00		PROPERTY ACQUIRED BY DEED OR	
Parks, Playgrounds, Shade Trees	300.00	300.00		FORECLOSURE	
Land Reclamation & Conservation		300.00		Balance January 1, 1972	
Other Recreational Services	50.00	300.00		Transfers From Taxes or Liens	
EDUCATION (excluding schools)		300.00		Sale for Cash (1972)	
Libraries		300.00		Cancelled, Abated or Adjusted (1972)	
Other Educational Services		300.00		Balance December 31, 1972	
STATUTORY EXPENDITURES		300.00		CURRENT FINANCES DECEMBER 31, 1972	
Pensions & F. I. C. A.	300.00	300.00		ASSETS	
Employee Fringe Benefits		300.00		Cash Dec. 31, 1972	
Other Statutory Expenditures		300.00		Taxes Receivable	
MUNICIPAL FUNCTIONS		300.00		Tax Title Liens	
CAPITAL IMPROVEMENTS	15,600.00	300.00		Foreclosed Property	
DEBT SERVICE		300.00		Emergencies & Other Deferred Charges	
Principal Payments		300.00		State Aid Receivable	
Interest Payments	25.00	300.00		Other Receivables	
DEFERRED CHARGES		300.00		Total	
SCHOOL, COUNTY, SPECIAL DISTRICT TAXES	123,207.33	300.00		LIABILITIES, RESERVES, AND SURPLUS	
RESERVE FOR UNCOLLECTED TAXES	14,384.24	300.00		Cash Liabilities	
EMERGENCY EMPLOYMENT ACT OF 1971		300.00		Reserves for Receivables	
EXPENDITURES		300.00		Surplus Dec. 31,	
TOTAL	181,511.57	300.00		Total	

0510

Population 1970 1,089
 Population 1972 1,230
 S & P Rating
 Moody Rating

General Tax Rate Per \$100. 1.24
 State Equalized Tax Rate 1.14

STONE HARBOR BOROUGH — CAPE MAY CO.
 Form of Government:
 Borough Council
 Number of Members on Governing Body 6

PER CAPITA:
 Gross Debt 1,038.16
 Net Debt 1,001.58
 Debt Service 29.02
 Total Tax Levy 842.02
 Municipal Expenditures 964.66

PER CENT:
 Gross Debt 1.62
 Net Debt 1.56
 Tax Levy Collected 98.42
 Tax Levy Cancelled, Abated or Adjusted .12

EXPENDITURES		REVENUES-REALIZED		1972 PROPERTY TAX	
GENERAL GOVERNMENT		1972 Property Taxes Collected		STATE EQUALIZED TAX RATE	
Governing Body & Public Boards			1,019,447.66	Local District School Taxes	.16
Municipal Clerk				Regional & Consolidated School Tax	
Financial Administration	4,700.00	1972 Payments in Lieu of Taxes	29,159.27	School Taxes in Municipal Budget	
Assessment of Taxes	6,500.00	Delinquent Tax & Lien Collections	10,639.45	County Taxes	.48
Collection of Taxes	14,500.00	Business Personalty Replacement Taxes	65,144.43	County Library Taxes	.02
Planning, Housing & Development	2,500.00	Taxes from Public Utilities	12,198.10	Local Municipal Purpose Taxes	.48
Human Resources		Other Miscellaneous Tax Revenues		Veteran & Senior Citizen Taxes	.01
Elections	60.00	State Aid Revenues		Total Taxes for Rate Computation	1.15
General Administration (other)	128,077.60	Federal Aid Revenues		Special District Taxes	
JUDICIARY		State and Local Fiscal Assistance Act Utilized		Bank Stock Taxes	2,154.23
Municipal Courts	6,600.00	Sale of Acquired Property	1,094,705.80	Added and Omitted Taxes	8,145.28
PUBLIC SAFETY		Other Miscellaneous Revenues	18,208.11	Total Taxes Levied - ABSTRACT	1,035,688.87
Fire Protection	18,700.00	Other Revenues, Revenue Sharing Tax Effort	2,249,502.82	Total Taxes Billed	1,035,681.42
Police Protection	171,000.00	Prior Years Surplus Appropriated	260,000.00	1972 TAXES COLLECTED	1,019,447.66
Civil Defense & Disaster Control	500.00	REVENUES TOTAL	2,505,502.82	1972 Taxes Cancelled, Abated or Adjusted	1,289.09
Environmental Inspection & Control	9,050.00	CAPITAL OUTLAY TOTAL	321,624.87	Transfer to Tax Title Liens or Foreclosed	
Other Public Safety				Balance Outstanding Dec. 31, 1972	15,124.67
PUBLIC WORKS				PRIOR YEARS TAXES OUTSTANDING	
Streets and Drainage	92,080.40	Public Enterprises		Balance January 1, 1972	29,229.39
Sewers and Sewage Processing	35,565.00	Recreation—Culture		Collected in 1972	29,159.27
Garbage and Trash Disposal	54,000.00	Public Works		Cancelled, Abated or Adjusted 1972	
Public Buildings and Grounds	203,000.00	Buildings and Grounds	321,624.87	Transfers to Tax Title Liens or Foreclosed	
Other Public Works	89,200.00	Library and Education		Balance December 31, 1972	70.12
HEALTH and WELFARE		Conservation		TAX TITLE LIENS OUTSTANDING	
Health Services Except Environmental	4,150.00	All Other		Balance January 1, 1972	
Welfare-Public Assistance	200.00	CAPITAL DEBT AUTHORIZED, DECEMBER 31, 1972		Transfers From Taxes	
Hospitals, Clinics, First Aid		ISSUED AND UNISSUED GROSS DEBT		Redeemed in 1972	
Animal, Insect, & Rodent Control	2,022.40	School	45,000	Cancelled, Abated or Adjusted (1972)	
Other Welfare Services		Self-liquidating	1,231,935	Transfers to Foreclosed Property	
RECREATION and CONSERVATION		Other	1,231,939	Balance December 31, 1972	
Beaches and Boardwalks	119,604.60	Total	1,276,939	PROPERTY ACQUIRED BY DEED OR	
Parks, Playgrounds, Shade Trees	28,000.00	ISSUED AND OUTSTANDING		FORECLOSURE	
Land Reclamation & Conservation		School	45,000.00	Balance January 1, 1972	121,521.00
Other Recreational Services	39,500.00	Self-Liquidating	163,000.00	Transfers From Taxes or Liens	
EDUCATION (excluding schools)		Other	208,000.00	Sale for Cash (1972)	
Libraries		Total		Cancelled, Abated or Adjusted (1972)	
Other Educational Services		EQUALIZED VALUATION BASIS		Balance December 31, 1972	121,521.00
STATUTORY EXPENDITURES		FOR NET DEBT COMPUTATION	79,012,987.00	CURRENT FINANCES DECEMBER 31, 1972	
Pensions & F. I. C. A.	36,555.76	REAL PROPERTY VALUATIONS		ASSETS	
Employee Fringe Benefits	18,000.00	Code Class # of Parcels % VAL'N		Cash Dec. 31, 1972	736,957.38
Other Statutory Expenditures		1 Vacant Land 183 3.81	3,169,580.00	Taxes Receivable	15,194.79
MUNICIPAL FUNCTIONS		2 Residential 1993 85.07	70,711,465.00	Tax Title Liens	
CAPITAL IMPROVEMENTS	287,200.00	3 Farm		Foreclosed Property	121,521.00
DEBT SERVICE		4a Commercial 106 11.11	9,237,030.00	Emergencies & Other Deferred Charges	119,297.14
Principal Payments	30,000.00	4b Industrial		State Aid Receivable	68,480.00
Interest Payments	5,696.00	4c Apartments		Other Receivables	327,142.62
DEFERRED CHARGES	29,077.99	2282 Total	83,118,075.00	Total	1,388,592.93
SCHOOL, COUNTY, SPECIAL DISTRICT TAXES	555,453.12	Land Area 1.24 Sq. Miles		LIABILITIES, RESERVES, AND SURPLUS	
RESERVE FOR UNCOLLECTED TAXES	37,266.41	Net Valuation Taxable-Municipal	83,609,034.00	Cash Liabilities	219,255.69
EMERGENCY EMPLOYMENT ACT OF 1971		Net Valuation Taxable-County	80,741,429.00	Reserves for Receivables	463,858.41
EXPENDITURES		State Equalization Ratio	92.40	Surplus Dec. 31,	705,478.83
TOTAL	1,781,583.28			Total	1,388,592.93

0612

Population 1970 1,050
 Population 1972 1,085
 S & P Rating
 Moody Rating

General Tax Rate Per \$100. 3.73
 State Equalized Tax Rate 3.63

STOW CREEK TOWNSHIP — CUMBERLAND CO.

Form of Government:

Township Committee

Number of Members on Government Body 3

PER CAPITA:

Gross Debt 23.04
 Net Debt
 Debt Service
 Total Tax Levy 199.36
 Municipal Expenditures 93.77

PER CENT:

Gross Debt .45
 Net Debt
 Tax Levy Collected 91.56
 Tax Levy Cancelled, Abated or Adjusted .08

EXPENDITURES		REVENUES-REALIZED		1972 PROPERTY TAX	
GENERAL GOVERNMENT				STATE EQUALIZED TAX RATE — 3.63	
Governing Body & Public Boards		1972 Property Taxes Collected	197,957.62	Local District School Taxes 2.52	151,893.80
Municipal Clerk		1972 Payments in Lieu of Taxes		Regional & Consolidated School Tax	
Financial Administration	2,700.00	Delinquent Tax & Lien Collections	18,425.79	School Taxes in Municipal Budget	
Assessment of Taxes	2,900.00	Business Personalty Replacement Taxes	11,646.09	County Taxes 1.02	61,642.46
Collection of Taxes	2,150.00	Taxes from Public Utilities	22,224.58	County Library Taxes	
Planning, Housing & Development	1,000.00	Other Miscellaneous Tax Revenues		Local Municipal Purpose Taxes	
Human Resources		State Aid Revenues	11,708.05	Veteran & Senior Citizen Taxes .09	5,300.00
Elections		Federal Aid Revenues	6,502.32	Total Taxes for Rate Computation 3.63	218,836.26
General Administration (other)	10,000.00	State and Local Fiscal Assistance Act Utilized		Special District Taxes	
JUDICIARY		Sale of Acquired Property		Bank Stock Taxes	
Municipal Courts	1,650.00	Other Miscellaneous Revenues	9,695.02	Added and Omitted Taxes	2,774.30
PUBLIC SAFETY		Other Revenues, Revenue Sharing Tax Effort		Total Taxes Levied - ABSTRACT	216,310.56
Fire Protection	3,000.00			Total Taxes Billed	216,214.21
Police Protection	400.00	Prior Years Surplus Appropriated	40,000.00	1972 TAXES COLLECTED	197,957.62
Civil Defense & Disaster Control	250.00	REVENUES TOTAL	318,159.47	1972 Taxes Cancelled, Abated or Adjusted	180.00
Environmental Inspection & Control				Transfer to Tax Title Liens or Foreclosed	
Other Public Safety		CAPITAL OUTLAY TOTAL		Balance Outstanding Dec. 31, 1972	18,076.59
PUBLIC WORKS				PRIOR YEARS TAXES OUTSTANDING	
Streets and Drainage	13,675.00	Public Enterprises		Balance January 1, 1972	18,522.74
Sewers and Sewage Processing		Recreation—Culture		Collected in 1972	18,425.79
Garbage and Trash Disposal	3,450.00	Public Works		Cancelled, Abated or Adjusted 1972	.01
Public Buildings and Grounds	1,650.00	Buildings and Grounds		Transfers to Tax Title Liens or Foreclosed	
Other Public Works		Library and Education		Balance December 31, 1972	96.94
HEALTH and WELFARE		Conservation		TAX TITLE LIENS OUTSTANDING	
Health Services Except Environmental	1,100.00	All Other		Balance January 1, 1972	
Welfare-Public Assistance	500.00	CAPITAL DEBT AUTHORIZED, DECEMBER 31, 1972		Transfers From Taxes	
Hospitals, Clinics, First Aid	200.00	ISSUED AND UNISSUED GROSS DEBT		Redeemed in 1972	
Animal, Insect, & Rodent Control		School 25,000		Cancelled, Abated or Adjusted (1972)	
Other Welfare Services		Self-liquidating		Transfers to Foreclosed Property	
RECREATION and CONSERVATION		Other		Balance December 31, 1972	
Beaches and Boardwalks		Total 25,000		PROPERTY ACQUIRED BY DEED OR	
Parks, Playgrounds, Shade Trees				FORECLOSURE	
Land Reclamation & Conservation		ISSUED AND OUTSTANDING		Balance January 1, 1972	
Other Recreational Services		School	25,000.00	Transfers From Taxes or Liens	
EDUCATION (excluding schools)		Self-Liquidating		Sale for Cash (1972)	
Libraries		Other		Cancelled, Abated or Adjusted (1972)	
Other Educational Services		Total	25,000.00	Balance December 31, 1972	
STATUTORY EXPENDITURES		EQUALIZED VALUATION BASIS		CURRENT FINANCES DECEMBER 31, 1972	
Pensions & F. I. C. A.	200.00	FOR NET DEBT COMPUTATION	5,501,931.67	ASSETS	
Employee Fringe Benefits		REAL PROPERTY VALUATIONS		Cash Dec. 31, 1972	206,707.95
Other Statutory Expenditures		Code Class # of Parcels % VAL'N	ASSESSED VALUATION	Taxes Receivable	18,173.53
MUNICIPAL FUNCTIONS TOTAL	44,825.00	1 Vacant Land 69 1.32	74,550.00	Tax Title Liens	
CAPITAL IMPROVEMENTS *MEMO*	5,000.00	2 Residential 167 36.42	2,056,600.00	Foreclosed Property	
DEBT SERVICE		3 Farm 172 59.20	3,343,000.00	Emergencies & Other Deferred Charges	7,880.00
Principal Payments		4a Commercial 11 3.06	172,800.00	State Aid Receivable	20,502.55
Interest Payments		4b Industrial		Other Receivables	
DEFERRED CHARGES	2,720.00	4c Apartments		Total	253,264.03
SCHOOL, COUNTY, SPECIAL DISTRICT TAXES	213,536.26	419 Total	5,646,950.00	LIABILITIES, RESERVES, AND SURPLUS	
RESERVE FOR UNCOLLECTED TAXES	44,900.00	Land Area 18.90 Sq. Miles		Cash Liabilities	55,174.91
EMERGENCY EMPLOYMENT ACT OF 1971	9,300.00	Net Valuation Taxable-Municipal	5,859,568.00	Reserves for Receivables	15,783.53
EXPENDITURES TOTAL	315,281.26	Net Valuation Taxable-County	5,116,409.00	Surplus Dec. 31,	178,305.59
		State Equalization Ratio	97.36	Total	253,264.03

0432

Population 1970 9,801
 Population 1972 10,065
 S & P Rating
 Moody Rating

General Tax Rate Per \$100. 5.50
 State Equalized Tax Rate 3.51

STRATFORD BOROUGH — CAMDEN COUNTY
Form of Government:
Borough Council
Number of Members on Governing Body 6

PER CAPITA:
 Gross Debt 128.91
 Net Debt 17.09
 Debt Service .25
 Total Tax Levy 224.06
 Municipal Expenditures 60.98

PER CENT:
 Gross Debt 2.30
 Net Debt .30
 Tax Levy Collected 98.78
 Tax Levy Cancelled, Abated or Adjusted .04

EXPENDITURES		REVENUES-REALIZED		1972 PROPERTY TAX	
GENERAL GOVERNMENT				STATE EQUALIZED TAX RATE	
Governing Body & Public Boards		1972 Property Taxes Collected	2,230,922.68	Local District School Taxes 1.20	778,158.75
Municipal Clerk		1972 Payments in Lieu of Taxes	1,909.98	Regional & Consolidated School Tax .93	558,679.53
Financial Administration	6,534.85	Delinquent Tax & Lien Collections	20,708.13	School Taxes in Municipal Budget	
Assessment of Taxes	4,546.00	Business Personalty Replacement Taxes	25,314.12	County Taxes .89	576,507.42
Collection of Taxes	7,204.50	Taxes from Public Utilities	120,591.02	County Library Taxes	
Planning, Housing & Development	3,470.00	Other Miscellaneous Tax Revenues		Local Municipal Purpose Taxes .42	269,562.52
Human Resources		State Aid Revenues	43,741.94	Veteran & Senior Citizen Taxes .08	49,515.00
Elections	1,354.55	Federal Aid Revenues	22,485.19	Total Taxes for Rate Computation 3.52	2,272,863.22
General Administration (other)	55,172.00	State and Local Fiscal Assistance Act Utilized		Special District Taxes	
JUDICIARY		Sale of Acquired Property		Bank Stock Taxes	581.48
Municipal Courts	14,652.53	Other Miscellaneous Revenues	44,252.43	Added and Omitted Taxes	31,196.33
PUBLIC SAFETY		Other Revenues, Revenue Sharing Tax Effort	16,577.61	Total Taxes Levied - ABSTRACT	2,255,126.03
Fire Protection	15,286.25	Total	2,526,503.10	Total Taxes Billed	2,258,485.36
Police Protection	165,075.13	Prior Years Surplus Appropriated	80,000.00	1972 TAXES COLLECTED	2,230,522.68
Civil Defense & Disaster Control	300.00	REVENUES TOTAL	2,606,503.10	1972 Taxes Cancelled, Abated or Adjusted	800.00
Environmental Inspection & Control	3,425.00			Transfer to Tax Title Liens or Foreclosed	3,432.00
Other Public Safety				Balance Outstanding Dec. 31, 1972	23,230.68
PUBLIC WORKS		CAPITAL OUTLAY TOTAL	8,528.51	PRIOR YEARS TAXES OUTSTANDING	
Streets and Drainage	94,285.00	Public Enterprises		Balance January 1, 1972	34,068.03
Sewers and Sewage Processing		Recreation—Culture		Collected in 1972	15,659.52
Garbage and Trash Disposal	47,300.00	Public Works	5,247.51	Cancelled, Abated or Adjusted 1972	
Public Buildings and Grounds	23,002.92	Buildings and Grounds	3,281.00	Transfers to Tax Title Liens or Foreclosed	
Other Public Works		Library and Education		Balance December 31, 1972	14,408.11
HEALTH and WELFARE		Conservation		TAX TITLE LIENS OUTSTANDING	
Health Services Except Environmental	1,070.00	All Other		Balance January 1, 1972	7,164.99
Welfare-Public Assistance	1,550.00			Transfers From Taxes	3,432.00
Hospitals, Clinics, First Aid				Redeemed in 1972	1,048.21
Animal, Insect, & Rodent Control				Cancelled, Abated or Adjusted (1972)	
Other Welfare Services				Transfers to Foreclosed Property	
RECREATION and CONSERVATION				Balance December 31, 1972	9,548.78
Beaches and Boardwalks				PROPERTY ACQUIRED BY DEED OR FORECLOSURE	
Parks, Playgrounds, Shade Trees	16,556.42			Balance January 1, 1972	12,588.00
Land Reclamation & Conservation				Transfers From Taxes or Liens	
Other Recreational Services	3,000.00			Sale for Cash (1972)	
EDUCATION (excluding schools)				Cancelled, Abated or Adjusted (1972)	
Libraries	14,754.08			Balance December 31, 1972	12,588.00
Other Educational Services				CURRENT FINANCES DECEMBER 31, 1972	
STATUTORY EXPENDITURES				ASSETS	
Pensions & F. I. C. A.	24,415.95			Cash Dec. 31, 1972	263,113.42
Employee Fringe Benefits	8,976.31			Taxes Receivable	37,738.79
Other Statutory Expenditures				Tax Title Liens	9,548.78
MUNICIPAL FUNCTIONS				Foreclosed Property	12,588.00
CAPITAL IMPROVEMENTS *MEMO*	31,155.00			Emergencies & Other Deferred Charges	4,600.00
DEBT SERVICE				State Aid Receivable	13,000.00
Principal Payments	2,550.00			Other Receivables	30,573.59
Interest Payments				Total	371,562.58
DEFERRED CHARGES				LIABILITIES, RESERVES, AND SURPLUS	
SCHOOL, COUNTY, SPECIAL DISTRICT TAXES	13,828.00			Cash Liabilities	87,149.76
RESERVE FOR UNCOLLECTED TAXES	1,953,385.70			Reserves for Receivables	50,849.16
EMERGENCY EMPLOYMENT ACT OF 1971	56,437.90			Surplus Dec. 31,	193,563.66
EXPENDITURES TOTAL	2,567,136.70			Total	371,562.58

2018

Population 1970 23,620
 Population 1972 23,675
 S & P Rating AA
 Moody Rating AA

General Tax Rate Per \$100. 2.57
 State Equalized Tax Rate 2.75

SUMMIT CITY — UNION COUNTY

Form of Government:

City Charter Act (P.L. 1899 c.52)

Number of Members on Governing Body 7

PER CAPITA:

Gross Debt 330.82
 Net Debt 119.62
 Debt Service 37.91
 Total Tax Levy 437.29
 Municipal Expenditures 244.02

PER CENT:

Gross Debt 2.33
 Net Debt .84
 Tax Levy Collected 58.37
 Tax Levy Cancelled, Abated or Adjusted .12

EXPENDITURES		REVENUES-REALIZED		1972 PROPERTY TAX	
GENERAL GOVERNMENT		1972 Property Taxes Collected		STATE EQUALIZED TAX RATE	
Governing Body & Public Boards			10,217,834.35	Local District School Taxes	1.44
Municipal Clerk		1972 Payments in Lieu of Taxes	25,655.37	Regional & Consolidated School Tax	
Financial Administration	36,526.00	Delinquent Tax & Lien Collections	173,846.30	School Taxes in Municipal Budget	.17
Assessment of Taxes	24,460.65	Business Personalty Replacement Taxes	249,713.91	County Taxes	.49
Collection of Taxes	27,190.00	Taxes from Public Utilities	642,557.59	County Library Taxes	
Planning, Housing & Development	6,230.00	Other Miscellaneous Tax Revenues		Local Municipal Purpose Taxes	.62
Human Resources		State Aid Revenues	115,194.41	Veteran & Senior Citizen Taxes	.03
Elections		Federal Aid Revenues		Total Taxes for Rate Computation	2.75
General Administration (other)	536,577.00	State and Local Fiscal Assistance Act Utilized		Special District Taxes	
JUDICIARY		Sale of Acquired Property		Bank Stock Taxes	25,490.84
Municipal Courts	52,870.00	Other Miscellaneous Revenues	536,641.00	Added and Omitted Taxes	53,798.58
PUBLIC SAFETY		Other Revenues, Revenue Sharing Tax Effort	298,329.04	Total Taxes Levied - ABSTRACT	10,252,838.71
Fire Protection	491,945.55	Prior Years Surplus Appropriated	890,000.00	Total Taxes Billed	10,287,253.94
Police Protection	775,431.00	REVENUES TOTAL	13,149,811.97	1972 TAXES COLLECTED	10,217,834.35
Civil Defense & Disaster Control	4,525.00	CAPITAL OUTLAY TOTAL	664,693.22	1972 Taxes Cancelled, Abated or Adjusted	12,553.33
Environmental Inspection & Control	30,215.00	Public Enterprises	194,253.17	Transfer to Tax Title Liens or Foreclosed	249.48
Other Public Safety	33,919.83	Recreation—Culture		Balance Outstanding Dec. 31, 1972	156,616.78
PUBLIC WORKS		Public Works	109,045.87	PRIOR YEARS TAXES OUTSTANDING	
Streets and Drainage	258,545.64	Buildings and Grounds	51,394.18	Balance January 1, 1972	168,840.20
Sewers and Sewage Processing	131,807.00	Library and Education	270,000.00	Collected in 1972	167,067.45
Garbage and Trash Disposal	347,904.00	Conservation		Cancelled, Abated or Adjusted 1972	1,772.75
Public Buildings and Grounds	128,222.15	All Other		Transfers to Tax Title Liens or Foreclosed	
Other Public Works	66,616.74			Balance December 31, 1972	
HEALTH and WELFARE				TAX TITLE LIENS OUTSTANDING	
Health Services Except Environmental	54,557.97			Balance January 1, 1972	7,380.02
Welfare-Public Assistance	16,835.00			Transfers From Taxes	249.48
Hospitals, Clinics, First Aid				Redeemed in 1972	6,778.85
Animal, Insect, & Rodent Control	8,350.00			Cancelled, Abated or Adjusted (1972)	850.65
Other Welfare Services				Transfers to Foreclosed Property	
RECREATION and CONSERVATION				Balance December 31, 1972	
Beaches and Boardwalks				PROPERTY ACQUIRED BY DEED OR FORECLOSURE	
Parks, Playgrounds, Shade Trees	119,668.00			Balance January 1, 1972	13,250.00
Land Reclamation & Conservation				Transfers From Taxes or Liens	
Other Recreational Services	224,098.50			Sale for Cash (1972)	
EDUCATION (excluding schools)				Cancelled, Abated or Adjusted (1972)	
Libraries	223,600.00			Balance December 31, 1972	13,250.00
Other Educational Services				CURRENT FINANCES DECEMBER 31, 1972	
STATUTORY EXPENDITURES				ASSETS	
Pensions & F. I. C. A.	300,028.62			Cash Dec. 31, 1972	1,545,780.20
Employee Fringe Benefits				Taxes Receivable	156,616.78
Other Statutory Expenditures				Tax Title Liens	
MUNICIPAL FUNCTIONS TOTAL	3,940,263.65			Foreclosed Property	13,250.00
CAPITAL IMPROVEMENTS *MEMO*	132,255.20			Emergencies & Other Deferred Charges	36,600.00
DEBT SERVICE				State Aid Receivable	48,586.23
Principal Payments	565,000.00			Other Receivables	15,707.88
Interest Payments	332,625.50			Total	1,816,541.09
TYPE I SCHL DEBT *MEMO*	640,806.25			LIABILITIES, RESERVES, AND SURPLUS	
DEFERRED CHARGES	41,142.50			Cash Liabilities	429,280.13
SCHOOL, COUNTY, SPECIAL DISTRICT TAXES	7,527,170.37			Reserves for Receivables	185,574.76
RESERVE FOR UNCOLLECTED TAXES	858,235.75			Surplus Dec. 31,	1,201,686.20
EMERGENCY EMPLOYMENT ACT OF 1971				Total	1,816,541.09
EXPENDITURES TOTAL	13,704,451.81				

1971/3000

* ABOVE DEBT SERVICE INCLUDES TYPE I SCHOOL DEBT

1531

Population 1970 1,129
 Population 1972 1,225
 S & P Rating
 Moody Rating

General Tax Rate Per \$100. 1.51
 State Equalized Tax Rate 1.66

SURF CITY BOROUGH — OCEAN COUNTY
Form of Government:
Borough Council
Number of Members on Governing Body 6

PER CAPITA:
 Gross Debt 1,181.20
 Net Debt 306.17
 Debt Service
 Total Tax Levy 720.30
 Municipal Expenditures 462.69

PER CENT:
 Gross Debt 3.30
 Net Debt .85
 Tax Levy Collected 97.33
 Tax Levy Cancelled, Abated or Adjusted .19

EXPENDITURES		REVENUES-REALIZED		1972 PROPERTY TAX	
GENERAL GOVERNMENT				STATE EQUALIZED TAX RATE	
Governing Body & Public Boards		1972 Property Taxes Collected	865,318.50	Local District School Taxes .26	137,824.59
Municipal Clerk		1972 Payments in Lieu of Taxes		Regional & Consolidated School Tax .43	221,439.65
Financial Administration	7,730.00	Delinquent Tax & Lien Collections	13,321.80	School Taxes in Municipal Budget	
Assessment of Taxes	4,410.00	Business Personalty Replacement Taxes	6,392.65	County Taxes	222,026.21
Collection of Taxes	12,330.00	Taxes from Public Utilities	47,622.15	County Library Taxes .02	9,403.07
Planning, Housing & Development	6,085.00	Other Miscellaneous Tax Revenues		Local Municipal Purpose Taxes .51	270,644.81
Human Resources		State Aid Revenues	8,621.65	Veteran & Senior Citizen Taxes .02	12,180.00
Elections		Federal Aid Revenues		Total Taxes for Rate Computation 1.66	883,518.33
General Administration (other)	63,757.00	State and Local Fiscal Assistance Act Utilized		Special District Taxes	
JUDICIARY		Sale of Acquired Property	200,489.12	Bank Stock Taxes	755.19
Municipal Courts	8,908.00	Other Miscellaneous Revenues	111,002.57	Added and Omitted Taxes	10,278.39
PUBLIC SAFETY		Other Revenues, Revenue Sharing Tax Effort	11,783.78	Total Taxes Levied - ABSTRACT	882,371.91
Fire Protection	10,700.00	Total	1,264,552.22	Total Taxes Billed	889,015.69
Police Protection	121,355.00	Prior Years Surplus Appropriated	165,000.00	1972 TAXES COLLECTED	865,318.50
Civil Defense & Disaster Control	550.00	REVENUES TOTAL	1,433,552.22	1972 Taxes Cancelled, Abated or Adjusted	1,653.66
Environmental Inspection & Control	4,211.00			Transfer to Tax Title Liens or Foreclosed	
Other Public Safety				Balance Outstanding Dec. 31, 1972	22,043.53
PUBLIC WORKS		CAPITAL OUTLAY TOTAL		PRIOR YEARS TAXES OUTSTANDING	
Streets and Drainage	84,815.00	Public Enterprises		Balance January 1, 1972	13,921.65
Sewers and Sewage Processing		Recreation—Culture		Collected in 1972	13,321.80
Garbage and Trash Disposal	48,679.00	Public Works		Cancelled, Abated or Adjusted 1972	
Public Buildings and Grounds	20,820.00	Buildings and Grounds		Transfers to Tax Title Liens or Foreclosed	
Other Public Works		Library and Education		Balance December 31, 1972	599.85
HEALTH and WELFARE		Conservation		TAX TITLE LIENS OUTSTANDING	
Health Services Except Environmental	1,250.00	All Other		Balance January 1, 1972	
Welfare-Public Assistance	100.00			Transfers From Taxes	
Hospitals, Clinics, First Aid	4,200.00	CAPITAL DEBT AUTHORIZED, DECEMBER 31, 1972		Redeemed in 1972	
Animal, Insect, & Rodent Control	1,991.00	ISSUED AND UNISSUED GROSS DEBT NET DEBT		Cancelled, Abated or Adjusted (1972)	
Other Welfare Services		School 553,909		Transfers to Foreclosed Property	
RECREATION and CONSERVATION		Self-liquidating 518,000		Balance December 31, 1972	
Beaches and Boardwalks	62,600.00	Other 375,062	375,062	PROPERTY ACQUIRED BY DEED OR FORECLOSURE	
Parks, Playgrounds, Shade Trees	1,905.00	Total 1,446,572	375,062	Balance January 1, 1972	123,600.00
Land Reclamation & Conservation				Transfers From Taxes or Liens	
Other Recreational Services		ISSUED AND OUTSTANDING		Sale for Cash (1972)	
EDUCATION (excluding schools)		School 553,909.73		Cancelled, Abated or Adjusted (1972)	116,100.00
Libraries	200.00	Self-Liquidating 425,000.00		Balance December 31, 1972	7,500.00
Other Educational Services		Other 190,000.00		CURRENT FINANCES DECEMBER 31, 1972	
STATUTORY EXPENDITURES		Total 1,168,909.73		ASSETS	
Pensions & F. I. C. A.	24,600.00	EQUALIZED VALUATION BASIS FOR NET DEBT COMPUTATION	43,870,514.00	Cash Dec. 31, 1972	939,016.26
Employee Fringe Benefits	9,200.00	REAL PROPERTY VALUATIONS		Taxes Receivable	22,643.38
Other Statutory Expenditures		Code Class # of Parcels % VAL'N		Tax Title Liens	
MUNICIPAL FUNCTIONS TOTAL	500,500.00	1 Vacant Land 262 6.53	3,819,800.00	Foreclosed Property	7,500.00
CAPITAL IMPROVEMENTS *MEMO*	28,000.00	2 Residential 1730 87.48	51,168,000.00	Emergencies & Other Deferred Charges	10,000.00
DEBT SERVICE		3 Farm		State Aid Receivable	2,539.45
Principal Payments		4a Commercial 61 5.56	3,251,200.00	Other Receivables	394,547.54
Interest Payments		4b Industrial		Total	1,377,246.63
		4c Apartments 2 .43	253,600.00	LIABILITIES, RESERVES, AND SURPLUS	
DEFERRED CHARGES		2055 Total	58,492,600.00	Cash Liabilities	338,340.77
SCHOOL, COUNTY, SPECIAL DISTRICT TAXES	14,000.00	Land Area .65 Sq. Miles		Reserves for Receivables	424,690.92
RESERVE FOR UNCOLLECTED TAXES	600,693.52			Surplus Dec. 31,	614,214.94
EMERGENCY EMPLOYMENT ACT OF 1971	52,300.00	Net Valuation Taxable-Municipal	58,774,075.00	Total	1,377,246.63
EXPENDITURES TOTAL	1,167,493.52	Net Valuation Taxable-County	44,243,998.00		
		State Equalization Ratio	110.46		

1921

Population 1970 2,038
 Population 1972 2,130
 S & P Rating
 Moody Rating

General Tax Rate Per \$100. 7.75
 State Equalized Tax Rate 5.29

SUSSEX BOROUGH — SUSSEX COUNTY
 Form of Government:
 Borough Council
 Number of Members on Governing Body 6

PER CAPITA:
 Gross Debt 228.28
 Net Debt 5.87
 Debt Service
 Total Tax Levy 302.86
 Municipal Expenditures 111.36

PER CENT:
 Gross Debt 4.86
 Net Debt .13
 Tax Levy Collected 91.35
 Tax Levy Cancelled, Abated or Adjusted 1.59

EXPENDITURES		REVENUES-REALIZED		1972 PROPERTY TAX	
GENERAL GOVERNMENT				STATE EQUALIZED TAX RATE →	
Governing Body & Public Boards		1972 Property Taxes Collected	585,290.65	Local District School Taxes	
Municipal Clerk		1972 Payments in Lieu of Taxes		Regional & Consolidated School Tax	3.62 440,546.40
Financial Administration	3,000.00	Delinquent Tax & Lien Collections	61,354.00	School Taxes in Municipal Budget	
Assessment of Taxes	3,100.00	Business Personalty Replacement Taxes	28,032.47	County Taxes	.84 102,154.82
Collection of Taxes	2,000.00	Taxes from Public Utilities	27,092.51	County Library Taxes	.03 3,588.40
Planning, Housing & Development	3,350.00	Other Miscellaneous Tax Revenues		Local Municipal Purpose Taxes	.72 86,530.20
Human Resources		State Aid Revenues	13,283.80	Veteran & Senior Citizen Taxes	.08 10,280.00
Elections		Federal Aid Revenues		Total Taxes for Rate Computation	5.29 643,459.82
General Administration (other)	21,667.00	State and Local Fiscal Assistance Act Utilized		Special District Taxes	
JUDICIARY		Sale of Acquired Property		Bank Stock Taxes	4,934.70
Municipal Courts	2,872.32	Other Miscellaneous Revenues	24,451.61	Added and Omitted Taxes	6,937.81
PUBLIC SAFETY		Other Revenues, Revenue Sharing Tax Effort	5,370.25	Total Taxes Levied - ABSTRACT	645,092.33
Fire Protection	4,500.00	REVENUES TOTAL	748,915.29	Total Taxes Billed	645,092.33
Police Protection	39,170.00	Prior Years Surplus Appropriated	50,000.00	1972 TAXES COLLECTED	585,290.65
Civil Defense & Disaster Control				1972 Taxes Cancelled, Abated or Adjusted	10,261.00
Environmental Inspection & Control	1,570.00			Transfer to Tax Title Liens or Foreclosed	
Other Public Safety		CAPITAL OUTLAY TOTAL	1,319.01	Balance Outstanding Dec. 31, 1972	45,540.68
PUBLIC WORKS				PRIOR YEARS TAXES OUTSTANDING	
Streets and Drainage	40,157.68	Public Enterprises		Balance January 1, 1972	51,007.11
Sewers and Sewage Processing		Recreation—Culture		Collected in 1972	47,155.08
Garbage and Trash Disposal	1,600.00	Public Works	1,319.01	Cancelled, Abated or Adjusted 1972	
Public Buildings and Grounds	4,433.00	Buildings and Grounds		Transfers to Tax Title Liens or Foreclosed	
Other Public Works	1,000.00	Library and Education		Balance December 31, 1972	3,252.03
HEALTH and WELFARE		Conservation		TAX TITLE LIENS OUTSTANDING	
Health Services Except Environmental	4,030.00	All Other		Balance January 1, 1972	24,887.39
Welfare-Public Assistance	400.00			Transfers From Taxes	
Hospitals, Clinics, First Aid		CAPITAL DEBT AUTHORIZED, DECEMBER 31, 1972		Redeemed in 1972	13,638.52
Animal, Insect, & Rodent Control		ISSUED AND UNISSUED GROSS DEBT NET DEBT		Cancelled, Abated or Adjusted (1972)	
Other Welfare Services		School 151,728		Transfers to Foreclosed Property	
RECREATION and CONSERVATION		Self-liquidating 322,000		Balance December 31, 1972	11,248.47
Beaches and Boardwalks		Other 12,500	12,500	PROPERTY ACQUIRED BY DEED OR	
Parks, Playgrounds, Shade Trees		Total 486,228	12,500	FORECLOSURE	
Land Reclamation & Conservation				Balance January 1, 1972	17,533.00
Other Recreational Services	3,000.00	ISSUED AND OUTSTANDING		Transfers From Taxes or Liens	
EDUCATION (excluding schools)		School 151,728.55		Sale for Cash (1972)	
Libraries	1,500.00	Self-Liquidating 322,000.00		Cancelled, Abated or Adjusted (1972)	
Other Educational Services		Other 473,728.55		Balance December 31, 1972	17,533.00
STATUTORY EXPENDITURES		EQUALIZED VALUATION BASIS		CURRENT FINANCES DECEMBER 31, 1972	
Pensions & F. I. C. A.	6,100.00	FOR NET DEBT COMPUTATION	9,955,339.33	ASSETS	
Employee Fringe Benefits	5,700.00	REAL PROPERTY VALUATIONS		Cash Dec. 31, 1972	154,541.44
Other Statutory Expenditures		Code Class # of Parcels % VAL'N		Taxes Receivable	48,792.71
MUNICIPAL FUNCTIONS TOTAL	159,550.00	1 Vacant Land 57 1.25	96,200.00	Tax Title Liens	11,248.47
CAPITAL IMPROVEMENTS *MEMO*	11,700.00	2 Residential 417 65.36	5,016,700.00	Foreclosed Property	17,533.00
DEBT SERVICE		3 Farm 3 .78	59,700.00	Emergencies & Other Deferred Charges	16,260.00
Principal Payments		4a Commercial 84 25.59	1,994,500.00	State Aid Receivable	10,455.00
Interest Payments		4b Industrial 2 .39	30,000.00	Other Receivables	1,859.99
DEFERRED CHARGES	5,640.00	4c Apartments 3 6.23	478,400.00	Total	261,490.61
SCHOOL, COUNTY, SPECIAL DISTRICT TAXES	546,285.62	566 Total	7,675,500.00	LIABILITIES, RESERVES, AND SURPLUS	
RESERVE FOR UNCOLLECTED TAXES	72,000.00	Land Area .75 Sq. Miles		Cash Liabilities	45,455.57
EMERGENCY EMPLOYMENT ACT OF 1971		Net Valuation Taxable-Municipal	8,301,742.00	Reserves for Receivables	79,834.17
EXPENDITURES TOTAL	783,479.62	Net Valuation Taxable-County	11,064,576.00	Surplus Dec. 31,	136,200.87
		State Equalization Ratio	68.31	Total	261,490.61

0817

Population 1970 2,287
 Population 1972 2,450
 S & P Rating
 Moody Rating

General Tax Rate Per \$100. 4.21
 State Equalized Tax Rate 4.11

SWEDESBORO BOROUGH — GLOUCESTER CO.
 Form of Government:
 Borough Council
 Number of Members on Governing Body 6

PER CAPITA:
 Gross Debt 195.72
 Net Debt 4.01
 Debt Service .04
 Total Tax Levy 174.51
 Municipal Expenditures 95.14

PER CENT:
 Gross Debt 5.16
 Net Debt .11
 Tax Levy Collected 89.37
 Tax Levy Cancelled, Abated or Adjusted .08

EXPENDITURES		REVENUES-REALIZED		1972 PROPERTY TAX	
GENERAL GOVERNMENT				STATE EQUALIZED TAX RATE	
Governing Body & Public Boards	3,195.00	1972 Property Taxes Collected	382,511.06	Local District School Taxes	1.08 114,516.83
Municipal Clerk	4,850.00	1972 Payments in Lieu of Taxes		Regional & Consolidated School Tax	1.78 188,017.08
Financial Administration	4,658.32	Delinquent Tax & Lien Collections	30,654.21	School Taxes in Municipal Budget	
Assessment of Taxes	2,840.35	Business Personalty Replacement Taxes	74,379.54	County Taxes	.65 68,863.50
Collection of Taxes	3,287.94	Taxes from Public Utilities	30,529.34	County Library Taxes	
Planning, Housing & Development	1,500.00	Other Miscellaneous Tax Revenues		Local Municipal Purpose Taxes	.48 51,049.04
Human Resources		State Aid Revenues	11,602.47	Veteran & Senior Citizen Taxes	.11 11,860.00
Elections	168.70	Federal Aid Revenues		Total Taxes for Rate Computation	4.10 434,306.45
General Administration (other)	18,732.00	State and Local Fiscal Assistance Act Utilized		Special District Taxes	
JUDICIARY		Sale of Acquired Property		Bank Stock Taxes	3,262.06
Municipal Courts	5,125.00	Other Miscellaneous Revenues	14,008.76	Added and Omitted Taxes	1,835.38
PUBLIC SAFETY		Other Revenues, Revenue Sharing Tax Effort	8,374.48	Total Taxes Levied - ABSTRACT	427,543.89
Fire Protection	11,625.00	Total	552,059.86	Total Taxes Billed	428,014.22
Police Protection	65,600.00	Prior Years Surplus Appropriated	60,504.63	1972 TAXES COLLECTED	382,511.06
Civil Defense & Disaster Control	250.00	REVENUES TOTAL	612,564.49	1972 Taxes Cancelled, Abated or Adjusted	323.25
Environmental Inspection & Control	1,037.75	CAPITAL OUTLAY TOTAL	12,352.50	Transfer to Tax Title Liens or Foreclosed	
Other Public Safety		Public Enterprises		Balance Outstanding Dec. 31, 1972	45,179.91
PUBLIC WORKS		Recreation—Culture		PRIOR YEARS TAXES OUTSTANDING	
Streets and Drainage	25,852.17	Public Works	1,200.00	Balance January 1, 1972	31,816.54
Sewers and Sewage Processing	15,482.24	Buildings and Grounds	11,152.50	Collected in 1972	29,756.03
Garbage and Trash Disposal	5,500.00	Library and Education		Cancelled, Abated or Adjusted 1972	
Public Buildings and Grounds		Conservation		Transfers to Tax Title Liens or Foreclosed	
Other Public Works		All Other		Balance December 31, 1972	2,060.91
HEALTH and WELFARE		CAPITAL DEBT AUTHORIZED, DECEMBER 31, 1972		TAX TITLE LIENS OUTSTANDING	
Health Services Except Environmental	3,400.00	ISSUED AND UNISSUED		Balance January 1, 1972	3,315.64
Welfare-Public Assistance	1,225.00	School	171,686	Transfers From Taxes	
Hospitals, Clinics, First Aid		Self-liquidating	298,000	Redeemed in 1972	898.18
Animal, Insect, & Rodent Control	1,150.95	Other	9,827	Cancelled, Abated or Adjusted (1972)	
Other Welfare Services		Total	479,513	Transfers to Foreclosed Property	
RECREATION and CONSERVATION		ISSUED AND OUTSTANDING		Balance December 31, 1972	2,417.46
Beaches and Boardwalks		School	171,686.47	PROPERTY ACQUIRED BY DEED OR FORECLOSURE	
Parks, Playgrounds, Shade Trees	4,187.73	Self-liquidating	298,000.00	Balance January 1, 1972	1,300.00
Land Reclamation & Conservation		Other	9,827.35	Transfers From Taxes or Liens	
Other Recreational Services	1,200.00	Total	479,513.82	Sale for Cash (1972)	
EDUCATION (excluding schools)		EQUALIZED VALUATION BASIS		Cancelled, Abated or Adjusted (1972)	
Libraries	1,400.00	FOR NET DEBT COMPUTATION	9,292,319.00	Balance December 31, 1972	1,300.00
Other Educational Services		REAL PROPERTY VALUATIONS		CURRENT FINANCES DECEMBER 31, 1972	
STATUTORY EXPENDITURES		Code Class # of Parcels % VAL'N	ASSESSED VALUATION	ASSETS	
Pensions & F. I. C. A.	9,200.00	1 Vacant Land 56 .87	83,000.00	Cash Dec. 31, 1972	107,544.83
Employee Fringe Benefits	892.77	2 Residential 508 56.20	5,334,800.00	Taxes Receivable	47,240.82
Other Statutory Expenditures		3 Farm 9 1.26	119,500.00	Tax Title Liens	2,417.46
MUNICIPAL FUNCTIONS		4a Commercial 100 25.64	2,433,200.00	Foreclosed Property	1,300.00
CAPITAL IMPROVEMENTS	11,400.00	4b Industrial 5 14.43	1,369,500.00	Emergencies & Other Deferred Charges	13.58
DEBT SERVICE		4c Apartments 8 1.60	151,700.00	State Aid Receivable	11,160.75
Principal Payments		686 Total	9,491,700.00	Other Receivables	477.69
Interest Payments	100.00	Land Area .77 Sq. Miles		Total	170,555.53
DEFERRED CHARGES		Net Valuation Taxable-Municipal	10,086,244.00	LIABILITIES, RESERVES, AND SURPLUS	
SCHOOL, COUNTY, SPECIAL DISTRICT TAXES	371,297.41	Net Valuation Taxable-County	12,168,518.00	Cash Liabilities	43,413.33
RESERVE FOR UNCOLLECTED TAXES	41,731.10	State Equalization Ratio	95.55	Reserves for Receivables	51,435.57
EMERGENCY EMPLOYMENT ACT OF 1971				Surplus Dec. 31,	75,706.23
EXPENDITURES TOTAL	614,297.25			Total	170,555.53

0335

Population 1970 2,103
 Population 1972 2,325
 S & P Rating
 Moody Rating

General Tax Rate Per \$100. 4.97
 State Equalized Tax Rate 2.87

TABERNACLE TOWNSHIP — BURLINGTON CO.
 Form of Government:
 Township Committee
 Number of Members on Governing Body 3

PER CAPITA:
 Gross Debt 600.07
 Net Debt 199.46
 Debt Service 1.42
 Total Tax Levy 237.46
 Municipal Expenditures 96.90

PER CENT:
 Gross Debt 9.95
 Net Debt 3.31
 Tax Levy Collected 77.01
 Tax Levy Cancelled, Abated or Adjusted

EXPENDITURES		REVENUES-REALIZED		1972 PROPERTY TAX	
GENERAL GOVERNMENT		1972 Property Taxes Collected		STATE EQUALIZED TAX RATE — 2.87	
Governing Body & Public Boards		425,176.03		Local District School Taxes	1.05 192,867.00
Municipal Clerk				Regional & Consolidated School Tax	.91 166,863.38
Financial Administration	4,590.78	1972 Payments in Lieu of Taxes		School Taxes in Municipal Budget	
Assessment of Taxes	20,002.02	76,421.37		County Taxes	.54 99,711.78
Collection of Taxes	5,161.61	Delinquent Tax & Lien Collections		County Library Taxes	.02 4,034.25
Planning, Housing & Development	754.00	3,417.83		Local Municipal Purpose Taxes	.28 52,096.25
Human Resources		Taxes from Public Utilities		Veteran & Senior Citizen Taxes	.06 11,310.00
Elections		1,016.88		Total Taxes for Rate Computation	2.86 526,882.66
General Administration (other)	23,215.70	12,267.56		Special District Taxes	
JUDICIARY		Federal Aid Revenues		Bank Stock Taxes	
Municipal Courts	2,406.20	State and Local Fiscal Assistance Act Utilized		Added and Omitted Taxes	36,532.00
PUBLIC SAFETY		Sale of Acquired Property		Total Taxes Levied - ABSTRACT	552,104.66
Fire Protection	2,000.00	Other Miscellaneous Revenues		Total Taxes Billed	552,104.66
Police Protection	3,466.30	21,662.56		1972 TAXES COLLECTED	425,176.03
Civil Defense & Disaster Control	113.67	Other Revenues, Revenue Sharing Tax Effort		1972 Taxes Cancelled, Abated or Adjusted	
Environmental Inspection & Control	2,754.00	Total		Transfer to Tax Title Liens or Foreclosed	3,819.86
Other Public Safety		35,000.00		Balance Outstanding Dec. 31, 1972	123,108.77
PUBLIC WORKS		REVENUES TOTAL		PRIOR YEARS TAXES OUTSTANDING	
Streets and Drainage	29,238.38	CAPITAL OUTLAY TOTAL		Balance January 1, 1972	87,622.72
Sewers and Sewage Processing		15,500.00		Collected in 1972	70,009.34
Garbage and Trash Disposal	2,450.00	Public Enterprises		Cancelled, Abated or Adjusted 1972	
Public Buildings and Grounds	5,727.43	Recreation—Culture		Transfers to Tax Title Liens or Foreclosed	
Other Public Works		Public Works		Balance December 31, 1972	17,613.38
HEALTH and WELFARE		Buildings and Grounds		TAX TITLE LIENS OUTSTANDING	
Health Services Except Environmental	157.00	Library and Education		Balance January 1, 1972	17,625.60
Welfare—Public Assistance	601.84	Conservation		Transfers From Taxes	3,819.86
Hospitals, Clinics, First Aid		All Other		Redeemed in 1972	6,412.03
Animal, Insect, & Rodent Control	350.00	CAPITAL DEBT AUTHORIZED, DECEMBER 31, 1972		Cancelled, Abated or Adjusted (1972)	
Other Welfare Services		ISSUED AND UNISSUED GROSS DEBT 'NET DEBT		Transfers to Foreclosed Property	
RECREATION and CONSERVATION		School 1,377,667 446,236		Balance December 31, 1972	15,033.43
Beaches and Boardwalks		Self-liquidating 17,500 17,500		PROPERTY ACQUIRED BY DEED OR FORECLOSURE	
Parks, Playgrounds, Shade Trees		Other 1,395,167 462,736		Balance January 1, 1972	14,650.00
Land Reclamation & Conservation		ISSUED AND OUTSTANDING		Transfers From Taxes or Liens	
Other Recreational Services	300.00	School 564,113.61		Sale for Cash (1972)	
EDUCATION (excluding schools)		Self-Liquidating 3,000.00		Cancelled, Abated or Adjusted (1972)	
Libraries		Other 567,113.61		Balance December 31, 1972	14,650.00
Other Educational Services		EQUALIZED VALUATION BASIS		CURRENT FINANCES DECEMBER 31, 1972	
STATUTORY EXPENDITURES		FOR NET DEBT COMPUTATION		ASSETS	
Pensions & F. I. C. A.	1,500.00	REAL PROPERTY VALUATIONS		Cash Dec. 31, 1972	264,880.82
Employee Fringe Benefits		Code Class # of Parcels % VAL'N		Taxes Receivable	140,722.15
Other Statutory Expenditures		1 Vacant Land 787 12.20		Tax Title Liens	15,033.43
MUNICIPAL FUNCTIONS TOTAL	105,188.53	2 Residential 609 66.17		Foreclosed Property	14,650.00
CAPITAL IMPROVEMENTS *MEMO*	9,000.00	3 Farm 180 15.35		Emergencies & Other Deferred Charges	19,744.35
DEBT SERVICE		4a Commercial 34 5.58		State Aid Receivable	
Principal Payments	3,000.00	4b Industrial 2 .70		Other Receivables	341.35
Interest Payments	300.00	4c Apartments 1612		Total	455,372.10
DEFERRED CHARGES	617.15	Total 10,410,500.00		LIABILITIES, RESERVES, AND SURPLUS	
SCHOOL, COUNTY, SPECIAL DISTRICT TAXES	463,476.41	Land Area 47.64 Sq. Miles		Cash Liabilities	154,271.52
RESERVE FOR UNCOLLECTED TAXES	116,183.10	Net Valuation Taxable-Municipal		Reserves for Receivables	170,746.52
EMERGENCY EMPLOYMENT ACT OF 1971		10,611,502.00		Surplus Dec. 31,	120,353.65
EXPENDITURES TOTAL	688,765.55	15,559,204.00		Total	455,372.10
		State Equalization Ratio 57.93			

0433

Population 1970 12
 Population 1972 15
 S & P Rating
 Moody Rating

General Tax Rate Per \$100. 1.62
 State Equalized Tax Rate 1.65

TAVISTOCK BOROUGH — CAMDEN COUNTY
 Form of Government:
 Commission (1911)
 Number of Members on Governing Body 3

PER CAPITA:
 Gross Debt
 Net Debt
 Debt Service
 Total Tax Levy 977.53
 Municipal Expenditures 461.80

PER CENT:
 Gross Debt
 Net Debt
 Tax Levy Collected 100.00
 Tax Levy Cancelled, Abated or Adjusted

EXPENDITURES		REVENUES-REALIZED		1972 PROPERTY TAX	
GENERAL GOVERNMENT				STATE EQUALIZED TAX RATE .05	
Governing Body & Public Boards		1972 Property Taxes Collected 14,644.65		Local District School Taxes	445.00
Municipal Clerk				Regional & Consolidated School Tax	
Financial Administration				School Taxes in Municipal Budget	
Assessment of Taxes	325.00	Delinquent Tax & Lien Collections 1,630.10		County Taxes	5,530.45
Collection of Taxes	389.50	Business Personalty Replacement Taxes 184.87		County Library Taxes	305.55
Planning, Housing & Development		Taxes from Public Utilities 61.86		Local Municipal Purpose Taxes	3,578.00
Human Resources		Other Miscellaneous Tax Revenues		Veteran & Senior Citizen Taxes	
Elections	423.64	State Aid Revenues		Total Taxes for Rate Computation 1.65	14,663.00
General Administration (other)	1,608.00	Federal Aid Revenues		Special District Taxes	
JUDICIARY		State and Local Fiscal Assistance Act Utilized		Bank Stock Taxes	
Municipal Courts		Sale of Acquired Property 308.36		Added and Omitted Taxes	
PUBLIC SAFETY		Other Miscellaneous Revenues 200.00		Total Taxes Levied - ABSTRACT	14,663.00
Fire Protection	350.00	Other Revenues, Revenue Sharing Tax Effort		Total Taxes Billed	14,644.65
Police Protection	700.00	Total 17,029.84		1972 TAXES COLLECTED	14,644.65
Civil Defense & Disaster Control		Prior Years Surplus Appropriated 999.98		1972 Taxes Cancelled, Abated or Adjusted	
Environmental Inspection & Control		REVENUES TOTAL 18,029.82		Transfer to Tax Title Liens or Foreclosed	
Other Public Safety		CAPITAL OUTLAY TOTAL		Balance Outstanding Dec. 31, 1972	
PUBLIC WORKS				PRIOR YEARS TAXES OUTSTANDING	
Streets and Drainage	2,763.86	Public Enterprises		Balance January 1, 1972	
Sewers and Sewage Processing		Recreation—Culture		Collected in 1972	
Garbage and Trash Disposal		Public Works		Cancelled, Abated or Adjusted 1972	
Public Buildings and Grounds		Buildings and Grounds		Transfers to Tax Title Liens or Foreclosed	
Other Public Works		Library and Education		Balance December 31, 1972	
HEALTH and WELFARE		Conservation		TAX TITLE LIENS OUTSTANDING	
Health Services Except Environmental		All Other		Balance January 1, 1972	
Welfare-Public Assistance		CAPITAL DEBT AUTHORIZED, DECEMBER 31, 1972		Transfers From Taxes	
Hospitals, Clinics, First Aid		ISSUED AND UNISSUED GROSS DEBT NET DEBT		Redeemed in 1972	
Animal, Insect, & Rodent Control		School		Cancelled, Abated or Adjusted (1972)	
Other Welfare Services		Self-liquidating		Transfers to Foreclosed Property	
RECREATION and CONSERVATION		Other		Balance December 31, 1972	
Beaches and Boardwalks		Total		PROPERTY ACQUIRED BY DEED OR	
Parks, Playgrounds, Shade Trees		ISSUED AND OUTSTANDING		FORECLOSURE	
Land Reclamation & Conservation		School		Balance January 1, 1972	
Other Recreational Services		Self-liquidating		Transfers From Taxes or Liens	
EDUCATION (excluding schools)		Other		Sale for Cash (1972)	
Libraries		Total		Cancelled, Abated or Adjusted (1972)	
Other Educational Services		EQUALIZED VALUATION BASIS		Balance December 31, 1972	
STATUTORY EXPENDITURES		FOR NET DEBT COMPUTATION 883,892.00		CURRENT FINANCES DECEMBER 31, 1972	
Pensions & F. I. C. A.	168.00	REAL PROPERTY VALUATIONS		ASSETS	
Employee Fringe Benefits		Code Class # of Parcels % VAL'N ASSESSED VALUATION		Cash Dec. 31, 1972	6,654.47
Other Statutory Expenditures		1 Vacant Land		Taxes Receivable	
MUNICIPAL FUNCTIONS		2 Residential 3 17.86		Tax Title Liens	
CAPITAL IMPROVEMENTS	6,527.00	3 Farm		Foreclosed Property	
DEBT SERVICE		4a Commercial 11 82.14		Emergencies & Other Deferred Charges	
Principal Payments		4b Industrial		State Aid Receivable	159.00
Interest Payments		4c Apartments		Other Receivables	
DEFERRED CHARGES		14 Total 902,100.00		Total	6,813.47
SCHOOL, COUNTY, SPECIAL DISTRICT TAXES	10,685.00	Land Area .27 Sq. Miles		LIABILITIES, RESERVES, AND SURPLUS	
RESERVE FOR UNCOLLECTED TAXES		Net Valuation Taxable-Municipal		Cash Liabilities	1,173.52
EMERGENCY EMPLOYMENT ACT OF 1971		Net Valuation Taxable-County		Reserves for Receivables	
EXPENDITURES	17,612.00	State Equalization Ratio 102.06		Surplus Dec. 31,	5,639.95
TOTAL				Total	6,813.47

0260

Population 1970 42,355
 Population 1972 42,410
 S & P Rating
 Moody Rating

General Tax Rate Per \$100. 3.91
 State Equalized Tax Rate 3.72

TEANECK TOWNSHIP — BERGEN COUNTY
 Form of Government:
 Council-Manager (1923)
 Number of Members on Governing Body 7

PER CAPITA:
 Gross Debt 121.58
 Net Debt 56.90
 Debt Service .71
 Total Tax Levy 420.52
 Municipal Expenditures 182.98

PER CENT:
 Gross Debt 1.14
 Net Debt .54
 Tax Levy Collected 98.24
 Tax Levy Cancelled, Abated or Adjusted .35

EXPENDITURES		REVENUES-REALIZED		1972 PROPERTY TAX	
GENERAL GOVERNMENT		1972 Property Taxes Collected		STATE EQUALIZED TAX RATE —→	
Governing Body & Public Boards			17,557,051.11	Local District School Taxes	2.20 10,637,999.00
Municipal Clerk		1972 Payments in Lieu of Taxes	35,821.07	Regional & Consolidated School Tax	
Financial Administration	64,467.00	Delinquent Tax & Lien Collections	248,002.18	School Taxes in Municipal Budget	
Assessment of Taxes	53,205.00	Business Personalty Replacement Taxes	227,875.13	County Taxes	.37 1,771,614.49
Collection of Taxes	56,171.00	Taxes from Public Utilities	710,858.48	County Library Taxes	
Planning, Housing & Development	141,556.00	Other Miscellaneous Tax Revenues		Local Municipal Purpose Taxes	1.11 5,344,567.72
Human Resources	2,930.00	State Aid Revenues	184,952.81	Veteran & Senior Citizen Taxes	.05 231,850.00
Elections	3,570.00	Federal Aid Revenues	75,679.11	Total Taxes for Rate Computation	3.73 17,986,031.21
General Administration (other)	545,695.00	State and Local Fiscal Assistance Act Utilized		Special District Taxes	
JUDICIARY		Sale of Acquired Property		Bank Stock Taxes	23,174.55
Municipal Courts	33,854.00	Other Miscellaneous Revenues	299,783.80	Added and Omitted Taxes	56,811.65
PUBLIC SAFETY		Other Revenues, Revenue Sharing Tax Effort	124,591.15	Total Taxes Levied - ABSTRACT	17,834,167.41
Fire Protection	1,447,010.00	Total	19,464,614.84	Total Taxes Billed	17,871,306.91
Police Protection	1,485,585.00	Prior Years Surplus Appropriated	700,000.00	1972 TAXES COLLECTED	17,557,051.11
Civil Defense & Disaster Control	3,275.00	REVENUES TOTAL	20,164,614.84	1972 Taxes Cancelled, Abated or Adjusted	62,118.79
Environmental Inspection & Control	50,308.00	CAPITAL OUTLAY TOTAL	380,524.90	Transfer to Tax Title Liens or Foreclosed	9,051.65
Other Public Safety		Public Enterprises		Balance Outstanding Dec. 31, 1972	243,085.36
PUBLIC WORKS		Recreation—Culture	19,629.83	PRIOR YEARS TAXES OUTSTANDING	
Streets and Drainage	1,106,263.00	Public Works	260,468.30	Balance January 1, 1972	251,018.61
Sewers and Sewage Processing	88,078.00	Buildings and Grounds	85,145.21	Collected in 1972	240,735.36
Garbage and Trash Disposal	63,065.00	Library and Education	15,681.56	Cancelled, Abated or Adjusted 1972	4,888.19
Public Buildings and Grounds	215,712.00	Conservation		Transfers to Tax Title Liens or Foreclosed	3,300.72
Other Public Works		All Other		Balance December 31, 1972	2,094.34
HEALTH and WELFARE		CAPITAL DEBT AUTHORIZED, DECEMBER 31, 1972		TAX TITLE LIENS OUTSTANDING	
Health Services Except Environmental	125,533.00	ISSUED AND UNISSUED		Balance January 1, 1972	20,108.92
Welfare—Public Assistance	7,740.00	School	2,540,000	Transfers From Taxes	12,736.19
Hospitals, Clinics, First Aid		Self-liquidating		Redeemed in 1972	7,266.82
Animal, Insect, & Rodent Control	12,934.00	Other	2,616,078	Cancelled, Abated or Adjusted (1972)	118.80
Other Welfare Services		Total	5,156,078	Transfers to Foreclosed Property	
RECREATION and CONSERVATION		ISSUED AND OUTSTANDING		Balance December 31, 1972	25,459.49
Beaches and Boardwalks		School	2,540,000.00	PROPERTY ACQUIRED BY DEED OR	
Parks, Playgrounds, Shade Trees	283,347.00	Self-Liquidating		FORECLOSURE	
Land Reclamation & Conservation	3,823.00	Other	1,162,000.00	Balance January 1, 1972	384,962.00
Other Recreational Services	252,872.00	Total	3,702,000.00	Transfers From Taxes or Liens	
EDUCATION (excluding schools)		EQUALIZED VALUATION BASIS		Sale for Cash (1972)	
Libraries	354,031.00	FOR NET DEBT COMPUTATION	450,542,983.67	Cancelled, Abated or Adjusted (1972)	24,000.00
Other Educational Services		REAL PROPERTY VALUATIONS		Balance December 31, 1972	360,962.00
STATUTORY EXPENDITURES		Code Class # of Parcels % VAL'N		CURRENT FINANCES DECEMBER 31, 1972	
Pensions & F. I. C. A.	505,800.00	1 Vacant Land 180 .64	2,921,900.00	ASSETS	
Employee Fringe Benefits	164,500.00	2 Residential 10507 84.78	386,585,200.00	Cash Dec. 31, 1972	1,758,388.25
Other Statutory Expenditures		3 Farm		Taxes Receivable	245,179.70
MUNICIPAL FUNCTIONS		4a Commercial 326 8.06	36,755,600.00	Tax Title Liens	25,459.49
CAPITAL IMPROVEMENTS		4b Industrial 21 2.18	9,951,200.00	Foreclosed Property	360,962.00
DEBT SERVICE		4c Apartments 69 4.34	19,753,600.00	Emergencies & Other Deferred Charges	56,400.00
Principal Payments		11103 Total	456,451,500.00	State Aid Receivable	15,473.35
Interest Payments	30,000.00	Land Area 5.90 Sq. Miles		Other Receivables	28,566.42
DEFERRED CHARGES	35,256.90	Net Valuation Taxable-Municipal	460,730,331.00	Total	2,530,829.21
SCHOOL, COUNTY, SPECIAL DISTRICT TAXES	12,409,613.49	Net Valuation Taxable-County	465,600,764.00	LIABILITIES, RESERVES, AND SURPLUS	
RESERVE FOR UNCOLLECTED TAXES	534,172.23	State Equalization Ratio	95.35	Cash Liabilities	862,112.54
EMERGENCY EMPLOYMENT ACT OF 1971	74,821.56			Reserves for Receivables	660,567.61
EXPENDITURES TOTAL	20,169,628.18			Surplus Dec. 31,	1,008,149.06
				Total	2,530,829.21

0261

Population 1970 14,827
 Population 1972 14,835
 S & P Rating A
 Moody Rating A

General Tax Rate Per \$100. 4.15
 State Equalized Tax Rate 3.23

TENAFLY BOROUGH — BERGEN COUNTY
Form of Government:
Borough Council
Number of Members on Governing Body 6

PER CAPITA: 666.11
 Gross Debt 157.39
 Net Debt 12.41
 Debt Service 575.07
 Total Tax Levy 207.10
 Municipal Expenditures

PER CENT: 4.04
 Gross Debt .95
 Net Debt 98.12
 Tax Levy Collected
 Tax Levy Cancelled, Abated or Adjusted 12

EXPENDITURES		REVENUES-REALIZED		1972 PROPERTY TAX	
GENERAL GOVERNMENT				STATE EQUALIZED TAX RATE 2.03	
Governing Body & Public Boards		1972 Property Taxes Collected 8,386,527.19		Local District School Taxes	5,377,462.00
Municipal Clerk	8,000.00	1972 Payments in Lieu of Taxes 19,814.66		Regional & Consolidated School Tax	
Financial Administration	84,505.43	Delinquent Tax & Lien Collections 78,583.68		School Taxes in Municipal Budget	
Assessment of Taxes	46,885.55	Business Personalty Replacement Taxes 85,292.73		County Taxes	957,713.62
Collection of Taxes	4,970.00	Taxes from Public Utilities 318,176.73		County Library Taxes	
Planning, Housing & Development		Other Miscellaneous Tax Revenues 65,270.72		Local Municipal Purpose Taxes	2,129,861.34
Human Resources	1,550.70	State Aid Revenues 38,084.25		Veteran & Senior Citizen Taxes	87,730.00
Elections	156,505.39	Federal Aid Revenues		Total Taxes for Rate Computation	8,562,766.96
General Administration (other)		State and Local Fiscal Assistance Act Utilized		Special District Taxes	
JUDICIARY	12,852.00	Sale of Acquired Property 58,862.37		Bank Stock Taxes	15,902.91
Municipal Courts		Other Miscellaneous Revenues 38,189.23		Added and Omitted Taxes	40,166.60
PUBLIC SAFETY	90,713.00	Other Revenues, Revenue Sharing Tax Effort 9,088,801.56		Total Taxes Levied - ABSTRACT	8,531,106.47
Fire Protection	570,922.61	Prior Years Surplus Appropriated 230,000.00		Total Taxes Billed	8,547,124.51
Police Protection	25,168.44	REVENUES TOTAL 9,218,801.56		1972 TAXES COLLECTED	8,386,527.19
Civil Defense & Disaster Control		CAPITAL OUTLAY TOTAL 275,470.90		1972 Taxes Cancelled, Abated or Adjusted	10,563.40
Environmental Inspection & Control		Public Enterprises 12,346.96		Transfer to Tax Title Liens or Foreclosed	4,531.80
Other Public Safety		Recreation—Culture 3.66		Balance Outstanding Dec. 31, 1972	145,512.12
PUBLIC WORKS	505,768.38	Public Works 137,166.96		PRIOR YEARS TAXES OUTSTANDING	
Streets and Drainage	62,233.40	Buildings and Grounds 125,553.32		Balance January 1, 1972	184,458.28
Sewers and Sewage Processing	402,534.04	Library and Education		Collected in 1972	70,685.53
Garbage and Trash Disposal	67,625.86	Conservation		Cancelled, Abated or Adjusted 1972	
Public Buildings and Grounds		All Other		Transfers to Tax Title Liens or Foreclosed	3,902.20
Other Public Works		CAPITAL DEBT AUTHORIZED, DECEMBER 31, 1972		Balance December 31, 1972	105,870.15
HEALTH and WELFARE	28,186.93	ISSUED AND UNISSUED GROSS DEBT NET DEBT		TAX TITLE LIENS OUTSTANDING	
Health Services Except Environmental	2,785.00	School 7,547,000		Balance January 1, 1972	8,387.64
Welfare-Public Assistance		Self-liquidating 2,334,815		Transfers From Taxes	5,083.13
Hospitals, Clinics, First Aid		Other 2,334,815		Redeemed in 1972	7,897.75
Animal, Insect, & Rodent Control		Total 5,881,815		Cancelled, Abated or Adjusted (1972)	
Other Welfare Services		ISSUED AND OUTSTANDING		Transfers to Foreclosed Property	5,573.02
RECREATION and CONSERVATION	112,677.40	School 7,547,000.00		Balance December 31, 1972	
Beaches and Boardwalks	63,808.61	Self-liquidating 2,234,990.05		PROPERTY ACQUIRED BY DEED OR FORECLOSURE	
Parks, Playgrounds, Shade Trees		Other 9,781,590.05		Balance January 1, 1972	18,575.00
Land Reclamation & Conservation		EQUALIZED VALUATION BASIS		Transfers From Taxes or Liens	
Other Recreational Services		FOR NET DEBT COMPUTATION 244,566,723.33		Sale for Cash (1972)	
EDUCATION (excluding schools)	102,553.10	REAL PROPERTY VALUATIONS		Cancelled, Abated or Adjusted (1972)	1,875.00
Libraries		Code Class # of Parcels % VAL'N ASSESSED VALUATION		Balance December 31, 1972	16,700.00
Other Educational Services		1 Vacant Land 193 3.42 7,034,800.00		CURRENT FINANCES DECEMBER 31, 1972	
STATUTORY EXPENDITURES	134,616.11	2 Residential 4017 86.03 177,074,400.00		ASSETS	
Pensions & F. I. C. A.	45,200.00	3 Farm 15,996,300.00		Cash Dec. 31, 1972	560,811.64
Employee Fringe Benefits		4a Commercial 171 7.77 2,043,300.00		Taxes Receivable	255,382.27
Other Statutory Expenditures		4b Industrial 17 .59 3,680,200.00		Tax Title Liens	5,573.02
MUNICIPAL FUNCTIONS	2,538,865.55	4c Apartments 11 1.79 205,829,000.00		Foreclosed Property	16,700.00
CAPITAL IMPROVEMENTS	30,000.00	Total 205,829,000.00		Emergencies & Other Deferred Charges	120,864.06
DEBT SERVICE	110,000.00	Land Area 4.40 Sq. Miles		State Aid Receivable	200.00
Principal Payments	74,133.74	Net Valuation Taxable-Municipal 206,716,588.00		Other Receivables	6,912.58
Interest Payments	56,917.58	Net Valuation Taxable-County 252,346,120.00		Total	570,443.57
DEFERRED CHARGES	6,335,175.62	State Equalization Ratio 77.98		LIABILITIES, RESERVES, AND SURPLUS	
SCHOOL, COUNTY, SPECIAL DISTRICT TAXES	255,096.35			Cash Liabilities	272,684.91
EMERGENCY EMPLOYMENT ACT OF 1971	27,267.80			Reserves for Receivables	288,567.87
EXPENDITURES TOTAL	9,407,461.04			Surplus Dec. 31,	405,190.79
				Total	570,443.57

0262

Population 1970 19
 Population 1972 20
 S & P Rating
 Moody Rating

General Tax Rate Per \$100. .69
 State Equalized Tax Rate .68

TETERBORO BOROUGH — BERGEN COUNTY

Form of Government:
 Council-Manager (1923)
 Number of Members on Governing Body 5

PER CAPITA:
 Gross Debt
 Net Debt
 Debt Service
 Total Tax Levy 2,258.75
 Municipal Expenditures 906.60

PER CENT:
 Gross Debt
 Net Debt
 Tax Levy Collected 99.92
 Tax Levy Cancelled, Abated
 or Adjusted

EXPENDITURES		REVENUES-REALIZED		1972 PROPERTY TAX	
GENERAL GOVERNMENT				STATE EQUALIZED TAX RATE	
Governing Body & Public Boards				Local District School Taxes	1,500.00
Municipal Clerk				Regional & Consolidated School Tax	
Financial Administration	2,750.00	1972 Property Taxes Collected	448,738.36	School Taxes in Municipal Budget	
Assessment of Taxes	4,360.00	1972 Payments in Lieu of Taxes	13,858.60	County Taxes	.49 310,599.91
Collection of Taxes	2,180.00	Delinquent Tax & Lien Collections		County Library Taxes	
Planning, Housing & Development		Business Personalty Replacement Taxes	132,253.94	Local Municipal Purpose Taxes	.18 115,732.31
Human Resources		Taxes from Public Utilities	49,940.11	Veteran & Senior Citizen Taxes	
Elections	225.00	Other Miscellaneous Tax Revenues		Total Taxes for Rate Computation	.67 427,832.22
General Administration (other)	52,330.00	State Aid Revenues	5,098.00	Special District Taxes	
JUDICIARY		Federal Aid Revenues		Bank Stock Taxes	1,284.69
Municipal Courts	5,625.00	State and Local Fiscal Assistance Act Utilized		Added and Omitted Taxes	16,058.03
PUBLIC SAFETY		Sale of Acquired Property		Total Taxes Levied - ABSTRACT	445,174.94
Fire Protection	16,110.00	Other Miscellaneous Revenues	25,799.54	Total Taxes Billed	445,105.78
Police Protection	54,435.00	Other Revenues, Revenue Sharing Tax Effort		1972 TAXES COLLECTED	448,738.36
Civil Defense & Disaster Control		Total	675,688.55	1972 Taxes Cancelled, Abated or Adjusted	
Environmental Inspection & Control		Prior Years Surplus Appropriated	106,500.00	Transfer to Tax Title Liens or Foreclosed	
Other Public Safety		REVENUES TOTAL	782,188.55	Balance Outstanding Dec. 31, 1972	367.42
PUBLIC WORKS		CAPITAL OUTLAY TOTAL	3,712.00	PRIOR YEARS TAXES OUTSTANDING	
Streets and Drainage	60,498.00	Public Enterprises		Balance January 1, 1972	
Sewers and Sewage Processing	28,779.00	Recreation—Culture		Collected in 1972	
Garbage and Trash Disposal	1,280.00	Public Works		Cancelled, Abated or Adjusted 1972	
Public Buildings and Grounds	15,279.00	Buildings and Grounds	3,712.00	Transfers to Tax Title Liens or Foreclosed	
Other Public Works	51,000.00	Library and Education		Balance December 31, 1972	
HEALTH and WELFARE		Conservation		TAX TITLE LIENS OUTSTANDING	
Health Services Except Environmental	3,180.00	All Other		Balance January 1, 1972	
Welfare-Public Assistance	1.00	CAPITAL DEBT AUTHORIZED, DECEMBER 31, 1972		Transfers From Taxes	
Hospitals, Clinics, First Aid	52,500.00	ISSUED AND UNISSUED GROSS DEBT NET DEBT		Redeemed in 1972	
Animal, Insect, & Rodent Control		School		Cancelled, Abated or Adjusted (1972)	
Other Welfare Services		Self-liquidating		Transfers to Foreclosed Property	
RECREATION and CONSERVATION		Other		Balance December 31, 1972	
Beaches and Boardwalks		Total		PROPERTY ACQUIRED BY DEED OR	
Parks, Playgrounds, Shade Trees		ISSUED AND OUTSTANDING		FORECLOSURE	
Land Reclamation & Conservation		School		Balance January 1, 1972	
Other Recreational Services		Self-Liquidating		Transfers From Taxes or Liens	
EDUCATION (excluding schools)		Other		Sale for Cash (1972)	
Libraries		Total		Cancelled, Abated or Adjusted (1972)	
Other Educational Services		EQUALIZED VALUATION BASIS		Balance December 31, 1972	
STATUTORY EXPENDITURES		FOR NET DEBT COMPUTATION	59,309,448.00	CURRENT FINANCES DECEMBER 31, 1972	
Pensions & F. I. C. A.	15,000.00	REAL PROPERTY VALUATIONS		ASSETS	
Employee Fringe Benefits	8,600.00	Code Class # of Parcels % VAL'N		Cash Dec. 31, 1972	304,340.52
Other Statutory Expenditures		1 Vacant Land 4 .32	192,750.00	Taxes Receivable	367.42
MUNICIPAL FUNCTIONS TOTAL	418,132.00	2 Residential 7 .36	223,200.00	Tax Title Liens	
CAPITAL IMPROVEMENTS *MEMO*	114,000.00	3 Farm		Foreclosed Property	
DEBT SERVICE		4a Commercial 2 .23	142,100.00	Emergencies & Other Deferred Charges	
Principal Payments		4b Industrial 70 99.09	60,604,750.00	State Aid Receivable	28,220.01
Interest Payments		4c Apartments		Other Receivables	26,692.68
DEFERRED CHARGES		83 Total	61,162,840.00	Total	359,620.63
SCHOOL, COUNTY, SPECIAL DISTRICT TAXES	312,099.91	Land Area 1.20 Sq. Miles		LIABILITIES, RESERVES, AND SURPLUS	
RESERVE FOR UNCOLLECTED TAXES		Net Valuation Taxable-Municipal	62,574,333.00	Cash Liabilities	148,470.23
EMERGENCY EMPLOYMENT ACT OF 1971		Net Valuation Taxable-County	81,042,053.00	Reserves for Receivables	27,060.10
EXPENDITURES TOTAL	730,231.91	State Equalization Ratio	99.08	Surplus Dec. 31,	184,090.30
				Total	359,620.63

1024

Population 1970 2,959
 Population 1972 3,140
 S & P Rating
 Moody Rating

General Tax Rate Per \$100. 2.99
 State Equalized Tax Rate 2.53

TEWKSBURY TOWNSHIP — HUNTERDON CO.
Form of Government:
Township Committee
Number of Members on Governing Body 3

PER CAPITA: 796.22
 Gross Debt 1.96
 Net Debt
 Debt Service
 Total Tax Levy 524.51
 Municipal Expenditures 147.77

PER CENT: 4.51
 Gross Debt .01
 Net Debt
 Tax Levy Collected 92.87
 Tax Levy Cancelled, Abated or Adjusted .39

EXPENDITURES		REVENUES-REALIZED		1972 PROPERTY TAX	
GENERAL GOVERNMENT				STATE EQUALIZED TAX RATE	
Governing Body & Public Boards		1972 Property Taxes Collected	1,532,014.84	Local District School Taxes 1.00	643,823.25
Municipal Clerk		1972 Payments in Lieu of Taxes		Regional & Consolidated School Tax .89	575,537.36
Financial Administration	6,130.00	Delinquent Tax & Lien Collections	113,014.81	School Taxes in Municipal Budget	
Assessment of Taxes	6,250.00	Business Personality Replacement Taxes	35,894.00	County Taxes .42	271,133.46
Collection of Taxes	6,200.00	Taxes from Public Utilities	71,444.72	County Library Taxes .02	13,271.05
Planning, Housing & Development	8,470.00	Other Miscellaneous Tax Revenues		Local Municipal Purpose Taxes .17	111,135.20
Human Resources		State Aid Revenues	19,120.00	Veteran & Senior Citizen Taxes .02	15,160.00
Elections		Federal Aid Revenues		Total Taxes for Rate Computation 2.52	1,630,060.32
General Administration (other)	45,560.00	State and Local Fiscal Assistance Act Utilized		Special District Taxes	
JUDICIARY		Sale of Acquired Property		Bank Stock Taxes	1,206.28
Municipal Courts	2,200.00	Other Miscellaneous Revenues	25,829.30	Added and Omitted Taxes	20,743.35
PUBLIC SAFETY		Other Revenues, Revenue Sharing Tax Effort	20,582.62	Total Taxes Levied - ABSTRACT	1,646,545.59
Fire Protection	8,650.00	Total	1,821,900.29	Total Taxes Billed	1,645,713.82
Police Protection	32,400.00	Prior Years Surplus Appropriated	120,000.00	1972 TAXES COLLECTED	1,532,014.84
Civil Defense & Disaster Control	100.00	REVENUES TOTAL	1,941,900.29	1972 Taxes Cancelled, Abated or Adjusted	6,359.77
Environmental Inspection & Control	5,600.00	CAPITAL OUTLAY TOTAL	2,358.00	Transfer to Tax Title Liens or Foreclosed	1,005.04
Other Public Safety		Public Enterprises		Balance Outstanding Dec. 31, 1972	110,334.17
PUBLIC WORKS		Recreation—Culture	2,358.00	PRIOR YEARS TAXES OUTSTANDING	
Streets and Drainage	117,244.45	Public Works		Balance January 1, 1972	133,775.44
Sewers and Sewage Processing	20,125.00	Buildings and Grounds		Collected in 1972	111,775.62
Garbage and Trash Disposal	3,000.00	Library and Education		Cancelled, Abated or Adjusted 1972	254.10
Public Buildings and Grounds	16,000.00	Conservation		Transfers to Tax Title Liens or Foreclosed	563.42
Other Public Works	5,540.00	All Other		Balance December 31, 1972	21,198.30
HEALTH and WELFARE		CAPITAL DEBT AUTHORIZED, DECEMBER 31, 1972		TAX TITLE LIENS OUTSTANDING	
Health Services Except Environmental	3,250.00	ISSUED AND UNISSUED		Balance January 1, 1972	5,021.29
Welfare-Public Assistance	1,500.00	School	2,500,121	Transfers From Taxes	1,645.16
Hospitals, Clinics, First Aid		Self-liquidating		Redeemed in 1972	1,255.19
Animal, Insect, & Rodent Control		Other		Cancelled, Abated or Adjusted (1972)	1,226.88
Other Welfare Services		Total	2,500,121	Transfers to Foreclosed Property	
RECREATION and CONSERVATION		ISSUED AND OUTSTANDING		Balance December 31, 1972	4,084.38
Beaches and Boardwalks		School	1,485,458.68	PROPERTY ACQUIRED BY DEED OR FORECLOSURE	
Parks, Playgrounds, Shade Trees		Self-Liquidating		Balance January 1, 1972	
Land Reclamation & Conservation	200.00	Other		Transfers From Taxes or Liens	
Other Recreational Services		Total	1,485,458.68	Sale for Cash (1972)	
EDUCATION (excluding schools)		EQUALIZED VALUATION BASIS		Cancelled, Abated or Adjusted (1972)	
Libraries		FOR NET DEBT COMPUTATION	55,254,838.67	Balance December 31, 1972	
Other Educational Services		REAL PROPERTY VALUATIONS		CURRENT FINANCES DECEMBER 31, 1972	
STATUTORY EXPENDITURES		Code Class # of Parcels % VAL'N		ASSETS	
Pensions & F. I. C. A.	9,000.00	1 Vacant Land 397 11.01	5,510,000.00	Cash Dec. 31, 1972	533,382.85
Employee Fringe Benefits	3,600.00	2 Residential 821 64.40	34,556,100.00	Taxes Receivable	131,532.47
Other Statutory Expenditures		3 Farm 407 18.96	10,175,200.00	Tax Title Liens	4,084.38
MUNICIPAL FUNCTIONS		4a Commercial 79 3.71	1,550,300.00	Foreclosed Property	
CAPITAL IMPROVEMENTS		4b Industrial 2 1.52	1,028,500.00	Emergencies & Other Deferred Charges	20,125.00
DEBT SERVICE		4c Apartments		State Aid Receivable	16,000.00
Principal Payments		1706 Total	53,660,100.00	Other Receivables	1,341.12
Interest Payments		Land Area 31.80 Sq. Miles		Total	1,106,465.82
DEFERRED CHARGES		Net Valuation Taxable-Municipal	54,611,260.00	LIABILITIES, RESERVES, AND SURPLUS	
SCHOOL, COUNTY, SPECIAL DISTRICT TAXES		Net Valuation Taxable-County	58,669,700.00	Cash Liabilities	129,046.87
EMERGENCY EMPLOYMENT ACT OF 1971		State Equalization Ratio	84.63	Reserves for Receivables	136,557.57
EXPENDITURES TOTAL	1,567,761.05			Surplus Dec. 31, Total	840,460.98

1612

Population 1970 11,580
 Population 1972 11,780
 S & P Rating A
 Moody Rating BAA-1

General Tax Rate Per \$100. 2.61
 State Equalized Tax Rate 2.63

TOTOWA BOROUGH — PASSAIC COUNTY

Form of Government:

Borough Council

Number of Members on Governing Body 6

PER CAPITA:

Gross Debt 400.04
 Net Debt 215.21
 Debt Service 15.98
 Total Tax Levy 365.90
 Municipal Expenditures 126.34

PER CENT:

Gross Debt 3.07
 Net Debt 1.65
 Tax Levy Collected 98.04
 Tax Levy Cancelled, Abated or Adjusted 1.02

EXPENDITURES		REVENUES-REALIZED		1972 PROPERTY TAX	
GENERAL GOVERNMENT				STATE EQUALIZED TAX RATE — 2.61	
Governing Body & Public Boards	5,500.00	1972 Property Taxes Collected		Local District School Taxes .72	1,194,558.00
Municipal Clerk		1972 Payments in Lieu of Taxes		Regional & Consolidated School Tax .74	1,227,626.46
Financial Administration	16,149.00	Delinquent Tax & Lien Collections		School Taxes in Municipal Budget	
Assessment of Taxes	14,709.00	Business Personalty Replacement Taxes		County Taxes .67	1,112,184.14
Collection of Taxes	18,450.00	Taxes from Public Utilities		County Library Taxes	
Planning, Housing & Development	4,995.00	Other Miscellaneous Tax Revenues		Local Municipal Purpose Taxes .45	741,684.96
Human Resources		State Aid Revenues		Veteran & Senior Citizen Taxes .03	53,500.00
Elections	1,525.00	Federal Aid Revenues		Total Taxes for Rate Computation 2.61	4,329,953.56
General Administration (other)	102,117.00	State and Local Fiscal Assistance Act Utilized		Special District Taxes	
JUDICIARY		Sale of Acquired Property		Bank Stock Taxes	15,426.09
Municipal Courts	10,010.00	Other Miscellaneous Revenues		Added and Omitted Taxes	18,813.60
PUBLIC SAFETY		Other Revenues, Revenue Sharing Tax Effort		Total Taxes Levied - ABSTRACT	4,310,293.25
Fire Protection	36,525.00	Prior Years Surplus Appropriated		Total Taxes Billed	4,312,275.80
Police Protection	273,040.00	REVENUES TOTAL		1972 TAXES COLLECTED	4,227,772.28
Civil Defense & Disaster Control	2,850.00	CAPITAL OUTLAY TOTAL		1972 Taxes Cancelled, Abated or Adjusted	43,887.41
Environmental Inspection & Control	4,825.00			Transfer to Tax Title Liens or Foreclosed	151.38
Other Public Safety				Balance Outstanding Dec. 31, 1972	40,464.73
PUBLIC WORKS				PRIOR YEARS TAXES OUTSTANDING	
Streets and Drainage	155,904.00	Public Enterprises		Balance January 1, 1972	104,567.64
Sewers and Sewage Processing	124,759.00	Recreation—Culture		Collected in 1972	64,734.11
Garbage and Trash Disposal	144,150.00	Public Works		Cancelled, Abated or Adjusted 1972	19,375.00
Public Buildings and Grounds	39,375.00	Buildings and Grounds		Transfers to Tax Title Liens or Foreclosed	
Other Public Works	8,000.00	Library and Education		Balance December 31, 1972	20,858.53
HEALTH and WELFARE		Conservation		TAX TITLE LIENS OUTSTANDING	
Health Services Except Environmental	16,250.00	All Other		Balance January 1, 1972	768.85
Welfare-Public Assistance	2,726.00	CAPITAL DEBT AUTHORIZED, DECEMBER 31, 1972		Transfers From Taxes	151.38
Hospitals, Clinics, First Aid		ISSUED AND UNISSUED GROSS DEBT NET DEBT		Redeemed in 1972	
Animal, Insect, & Rodent Control		School 1,503,846		Cancelled, Abated or Adjusted (1972)	
Other Welfare Services		Self-liquidating 246,107		Transfers to Foreclosed Property	
RECREATION and CONSERVATION		Other 2,562,558		Balance December 31, 1972	920.23
Beaches and Boardwalks		Total 4,712,512		PROPERTY ACQUIRED BY DEED OR FORECLOSURE	
Parks, Playgrounds, Shade Trees	32,000.00	ISSUED AND OUTSTANDING		Balance January 1, 1972	32,800.00
Land Reclamation & Conservation		School 1,903,846.15		Transfers From Taxes or Liens	
Other Recreational Services	2,200.00	Self-Liquidating 109,000.00		Sale for Cash (1972)	
EDUCATION (excluding schools)		Other 1,763,000.00		Cancelled, Abated or Adjusted (1972)	
Libraries	41,000.00	Total 3,775,846.15		Balance December 31, 1972	32,800.00
Other Educational Services		EQUALIZED VALUATION BASIS		CURRENT FINANCES DECEMBER 31, 1972	
STATUTORY EXPENDITURES		FOR NET DEBT COMPUTATION		ASSETS	
Pensions & F. I. C. A.	57,586.68	REAL PROPERTY VALUATIONS		Cash Dec. 31, 1972	1,485,231.34
Employee Fringe Benefits	21,850.00	Code Class # of Parcels % VAL'N		Taxes Receivable	61,223.26
Other Statutory Expenditures		1 Vacant Land 131 3.95		Tax Title Liens	920.23
MUNICIPAL FUNCTIONS TOTAL	1,137,695.68	2 Residential 2735 48.32		Foreclosed Property	32,800.00
CAPITAL IMPROVEMENTS *MEMO*	41,000.00	3 Farm 1		Emergencies & Other Deferred Charges	38,000.59
DEBT SERVICE		4a Commercial 140 28.30		State Aid Receivable	13,750.53
Principal Payments	106,154.59	4b Industrial 50 19.43		Other Receivables	63,410.15
Interest Payments	82,029.50	4c Apartments		Total	1,695,436.10
DEFERRED CHARGES	8,471.89	3057 Total		LIABILITIES, RESERVES, AND SURPLUS	
SCHOOL, COUNTY, SPECIAL DISTRICT TAXES	3,534,268.60	Land Area 4.00 Sq. Miles		Cash Liabilities	1,412,482.32
RESERVE FOR UNCOLLECTED TAXES	130,511.13	Net Valuation Taxable-Municipal		Reserves for Receivables	158,453.64
EMERGENCY EMPLOYMENT ACT OF 1971	22,571.01	Net Valuation Taxable-County		Surplus Dec. 31,	124,500.14
EXPENDITURES TOTAL	5,022,642.40	State Equalization Ratio		Total	1,695,436.10

1111

Population 1970 104,786
 Population 1972 106,515
 S & P Rating A
 Moody Rating AA

General Tax Rate Per \$100. 7.15
 State Equalized Tax Rate 6.56

TRENTON CITY — MERCER COUNTY
Form of Government:
Mayor-Council Plan C (OMCL50)
Number of Members on Governing Body 7

PER CAPITA:
 Gross Debt 310.25
 Net Debt 100.09
 Debt Service 15.80
 Total Tax Levy 241.53
 Municipal Expenditures 286.08

PER CENT:
 Gross Debt 9.37
 Net Debt 3.02
 Tax Levy Collected 92.08
 Tax Levy Cancelled, Abated or Adjusted .66

EXPENDITURES		REVENUES-REALIZED		1972 PROPERTY TAX	
GENERAL GOVERNMENT				STATE EQUALIZED TAX RATE	
Governing Body & Public Boards	93,278.00	1972 Property Taxes Collected	23,676,973.26	Local District School Taxes	2.68
Municipal Clerk	85,408.00	1972 Payments in Lieu of Taxes	107,172.67	Regional & Consolidated School Tax	
Financial Administration	178,377.00	Delinquent Tax & Lien Collections	1,638,254.44	School Taxes in Municipal Budget	.05
Assessment of Taxes	52,088.00	Business Personalty Replacement Taxes	2,673,624.30	County Taxes	1.02
Collection of Taxes	107,112.00	Taxes from Public Utilities	1,667,541.45	County Library Taxes	
Planning, Housing & Development	2,897,668.67	Other Miscellaneous Tax Revenues	29,376.71	Local Municipal Purpose Taxes	2.65
Human Resources		State Aid Revenues	4,695,254.44	Veteran & Senior Citizen Taxes	.13
Elections	15,435.00	Federal Aid Revenues	5,772,857.59	Total Taxes for Rate Computation	6.57
General Administration (other)	1,103,388.00	State and Local Fiscal Assistance Act Utilized		Special District Taxes	
JUDICIARY		Sale of Acquired Property	83,691.00	Bank Stock Taxes	126,775.46
Municipal Courts	126,528.00	Other Miscellaneous Revenues	1,194,444.51	Added and Omitted Taxes	134,755.56
PUBLIC SAFETY		Other Revenues, Revenue Sharing Tax Effort	680,492.40	Total Taxes Levied - ABSTRACT	25,726,573.04
Fire Protection	3,690,037.00	Total	42,219,722.77	Total Taxes Billed	25,714,252.30
Police Protection	5,450,884.25	Prior Years Surplus Appropriated	2,200,000.00	1972 TAXES COLLECTED	23,676,573.26
Civil Defense & Disaster Control	50,686.00	REVENUES TOTAL	44,419,722.77	1972 Taxes Cancelled, Abated or Adjusted	169,496.04
Environmental Inspection & Control	758,757.00	CAPITAL OUTLAY TOTAL	1,726,303.58	Transfer to Tax Title Liens or Foreclosed	266,526.25
Other Public Safety	44,273.00			Balance Outstanding Dec. 31, 1972	1,600,896.71
PUBLIC WORKS		Public Enterprises		PRIOR YEARS TAXES OUTSTANDING	
Streets and Drainage	1,264,812.00	Recreation—Culture	83,731.34	Balance January 1, 1972	1,840,509.40
Sewers and Sewage Processing	635,135.00	Public Works	1,027,068.07	Collected in 1972	1,333,660.77
Garbage and Trash Disposal	665,350.00	Buildings and Grounds	615,504.17	Cancelled, Abated or Adjusted 1972	72,239.45
Public Buildings and Grounds	441,066.00	Library and Education		Transfers to Tax Title Liens or Foreclosed	158,225.32
Other Public Works	16,810.00	Conservation		Balance December 31, 1972	276,683.86
HEALTH and WELFARE		All Other		TAX TITLE LIENS OUTSTANDING	
Health Services Except Environmental	546,800.00			Balance January 1, 1972	1,015,242.04
Welfare-Public Assistance	366,755.00			Transfers From Taxes	428,771.01
Hospitals, Clinics, First Aid	2,750.00			Redeemed in 1972	304,553.67
Animal, Insect, & Rodent Control	255,006.00			Cancelled, Abated or Adjusted (1972)	8,451.46
Other Welfare Services				Transfers to Foreclosed Property	112,512.22
RECREATION and CONSERVATION				Balance December 31, 1972	1,018,455.70
Beaches and Boardwalks				PROPERTY ACQUIRED BY DEED OR FORECLOSURE	
Parks, Playgrounds, Shade Trees	311,388.00			Balance January 1, 1972	767,472.56
Land Reclamation & Conservation	4,615.20			Transfers From Taxes or Liens	124,427.44
Other Recreational Services	520,145.26			Sale for Cash (1972)	83,691.00
EDUCATION (excluding schools)				Cancelled, Abated or Adjusted (1972)	110,034.00
Libraries	542,573.00			Balance December 31, 1972	698,175.00
Other Educational Services	229,912.24			CURRENT FINANCES DECEMBER 31, 1972	
STATUTORY EXPENDITURES				ASSETS	
Pensions & F. I. C. A.	2,150,829.44			Cash Dec. 31, 1972	4,438,464.61
Employee Fringe Benefits	261,204.50			Taxes Receivable	1,877,580.57
Other Statutory Expenditures				Tax Title Liens	1,018,455.70
MUNICIPAL FUNCTIONS				Foreclosed Property	698,175.00
CAPITAL IMPROVEMENTS	174,000.00			Emergencies & Other Deferred Charges	71,228.68
DEBT SERVICE				State Aid Receivable	
Principal Payments	1,168,000.00			Other Receivables	601,273.94
Interest Payments	514,885.38			Total	8,705,278.50
TYPE I SCHL DEBT *MEMO				LIABILITIES, RESERVES, AND SURPLUS	
DEFERRED CHARGES	86,725.88			Cash Liabilities	1,995,355.10
SCHOOL, COUNTY, SPECIAL DISTRICT TAXES	14,810,658.50			Reserves for Receivables	4,195,485.21
RESERVE FOR UNCOLLECTED TAXES	2,442,658.75			Surplus Dec. 31,	2,514,358.19
EMERGENCY EMPLOYMENT ACT OF 1971	3,144,100.00			Total	8,705,278.50
EXPENDITURES TOTAL	45,282,504.47				

1971/3000

* ABOVE DEBT SERVICE INCLUDES TYPE I SCHOOL DEBT

1532

Population 1970 1,926
 Population 1972 2,035
 S & P Rating
 Moody Rating

General Tax Rate Per \$100. 3.05
 State Equalized Tax Rate 3.15

TUCKERTON BOROUGH — OCEAN COUNTY
 Form of Government:
 Borough Council
 Number of Members on Governing Body 6

PER CAPITA:
 Gross Debt 34.99
 Net Debt 10.42
 Debt Service .10
 Total Tax Levy 290.35
 Municipal Expenditures 142.51

PER CENT:
 Gross Debt .49
 Net Debt .15
 Tax Levy Collected 85.72
 Tax Levy Cancelled, Abated or Adjusted

EXPENDITURES		REVENUES-REALIZED		1972 PROPERTY TAX	
GENERAL GOVERNMENT		1972 Property Taxes Collected		STATE EQUALIZED TAX RATE	
Governing Body & Public Boards			506,483.11	Local District School Taxes	2.17
Municipal Clerk				Regional & Consolidated School Tax	
Financial Administration	2,480.00	1972 Payments in Lieu of Taxes	55,849.76	School Taxes in Municipal Budget	
Assessment of Taxes	7,500.00	Delinquent Tax & Lien Collections	7,947.78	County Taxes	.40
Collection of Taxes	5,700.00	Business Personalty Replacement Taxes	55,563.37	County Library Taxes	.02
Planning, Housing & Development	3,050.00	Taxes from Public Utilities	17,585.58	Local Municipal Purpose Taxes	.47
Human Resources		Other Miscellaneous Tax Revenues	23,325.92	Veteran & Senior Citizen Taxes	.09
Elections		State Aid Revenues		Total Taxes for Rate Computation	3.15
General Administration (other)	21,674.00	Federal Aid Revenues		Special District Taxes	
JUDICIARY		State and Local Fiscal Assistance Act Utilized		Bank Stock Taxes	2,560.21
Municipal Courts	6,550.00	Sale of Acquired Property	18,295.82	Added and Omitted Taxes	18,552.37
PUBLIC SAFETY		Other Miscellaneous Revenues	28,697.49	Total Taxes Levied - ABSTRACT	590,865.11
Fire Protection	8,200.00	Other Revenues, Revenue Sharing Tax Effort	714,048.83	Total Taxes Billed	590,865.11
Police Protection	33,600.00	Prior Years Surplus Appropriated	52,000.00	1972 TAXES COLLECTED	506,483.11
Civil Defense & Disaster Control	800.00	REVENUES TOTAL	766,048.83	1972 Taxes Cancelled, Abated or Adjusted	
Environmental Inspection & Control	2,875.00			Transfer to Tax Title Liens or Foreclosed	
Other Public Safety				Balance Outstanding Dec. 31, 1972	84,382.00
PUBLIC WORKS		CAPITAL OUTLAY TOTAL		PRIOR YEARS TAXES OUTSTANDING	
Streets and Drainage	41,150.00	Public Enterprises		Balance January 1, 1972	49,292.59
Sewers and Sewage Processing		Recreation—Culture		Collected in 1972	40,526.56
Garbage and Trash Disposal	20,070.00	Public Works		Cancelled, Abated or Adjusted 1972	
Public Buildings and Grounds	2,600.00	Buildings and Grounds		Transfers to Tax Title Liens or Foreclosed	
Other Public Works	2,500.00	Library and Education		Balance December 31, 1972	8,766.03
HEALTH and WELFARE		Conservation		TAX TITLE LIENS OUTSTANDING	
Health Services Except Environmental	2,401.00	All Other		Balance January 1, 1972	57,957.97
Welfare-Public Assistance	800.00			Transfers From Taxes	
Hospitals, Clinics, First Aid	1,000.00	CAPITAL DEBT AUTHORIZED, DECEMBER 31, 1972		Redeemed in 1972	15,323.20
Animal, Insect, & Rodent Control	800.00	ISSUED AND UNISSUED GROSS DEBT NET DEBT		Cancelled, Abated or Adjusted (1972)	
Other Welfare Services		School 50,000		Transfers to Foreclosed Property	
RECREATION and CONSERVATION		Self-Liquidating 21,200	21,200	Balance December 31, 1972	42,634.77
Beaches and Boardwalks		Other 71,200	21,200	PROPERTY ACQUIRED BY DEED OR	
Parks, Playgrounds, Shade Trees		Total 71,200		FORECLOSURE	
Land Reclamation & Conservation				Balance January 1, 1972	29,160.00
Other Recreational Services	500.00	ISSUED AND OUTSTANDING		Transfers From Taxes or Liens	
EDUCATION (excluding schools)		School 50,000.00		Sale for Cash (1972)	
Libraries	1,200.00	Self-Liquidating		Cancelled, Abated or Adjusted (1972)	
Other Educational Services		Other 50,000.00		Balance December 31, 1972	29,160.00
STATUTORY EXPENDITURES		Total 50,000.00		CURRENT FINANCES DECEMBER 31, 1972	
Pensions & F. I. C. A.	5,700.00	EQUALIZED VALUATION BASIS		ASSETS	
Employee Fringe Benefits		FOR NET DEBT COMPUTATION	14,454,839.67	Cash Dec. 31, 1972	331,855.56
Other Statutory Expenditures		REAL PROPERTY VALUATIONS		Taxes Receivable	93,148.03
MUNICIPAL FUNCTIONS		Code Class # of Parcels % VAL'N		Tax Title Liens	42,634.77
CAPITAL IMPROVEMENTS	181,550.00	1 Vacant Land 442 10.58	1,556,050.00	Foreclosed Property	29,160.00
DEBT SERVICE		2 Residential 1180 76.45	14,137,300.00	Emergencies & Other Deferred Charges	14,400.00
Principal Payments		3 Farm		State Aid Receivable	13,022.00
Interest Payments	200.00	4a Commercial 89 12.58	2,399,500.00	Other Receivables	19,817.74
DEFERRED CHARGES		4b Industrial		Total	544,038.10
SCHOOL, COUNTY, SPECIAL DISTRICT TAXES	12,300.00	4c Apartments		LIABILITIES, RESERVES, AND SURPLUS	
RESERVE FOR UNCOLLECTED TAXES	482,312.74	1711 Total	18,492,850.00	Cash Liabilities	254,780.14
EMERGENCY EMPLOYMENT ACT OF 1971	68,800.00	Land Area 3.70 Sq. Miles		Reserves for Receivables	184,760.54
EXPENDITURES	772,312.74	Net Valuation Taxable-Municipal	19,279,626.00	Surplus Dec. 31,	104,497.42
		Net Valuation Taxable-County	14,528,867.00	Total	544,038.10
		State Equalization Ratio	103.47		

0910

Population 1970 57,305
 Population 1972 57,925
 S & P Rating BBB
 Moody Rating BAA

General Tax Rate Per \$100. 9.41
 State Equalized Tax Rate 5.84

UNION CITY — HUDSON COUNTY

Form of Government:

Commission (1911)

Number of Members on Governing Body 5

PER CAPITA:

Gross Debt 210.86
 Net Debt 66.62
 Debt Service 18.16
 Total Tax Levy 236.13
 Municipal Expenditures 188.90

PER CENT:

Gross Debt 6.09
 Net Debt 1.92
 Tax Levy Collected 95.67
 Tax Levy Cancelled, Abated or Adjusted .22

EXPENDITURES		REVENUES-REALIZED		1972 PROPERTY TAX	
GENERAL GOVERNMENT		1972 Property Taxes Collected		STATE EQUALIZED TAX RATE	
Governing Body & Public Boards	58,200.00	1972 Payments in Lieu of Taxes		Local District School Taxes	2.30
Municipal Clerk	41,900.00	Delinquent Tax & Lien Collections		Regional & Consolidated School Tax	
Financial Administration	90,027.00	Business Personalty Replacement Taxes		School Taxes in Municipal Budget	.12
Assessment of Taxes	219,450.00	Taxes from Public Utilities		County Taxes	1.26
Collection of Taxes	68,300.00	Other Miscellaneous Tax Revenues		County Library Taxes	
Planning, Housing & Development	19,050.00	State Aid Revenues		Local Municipal Purpose Taxes	2.12
Human Resources	6,000.00	Federal Aid Revenues		Veteran & Senior Citizen Taxes	.04
Elections	78,265.00	State and Local Fiscal Assistance Act Utilized		Total Taxes for Rate Computation	5.84
General Administration (other)	379,007.20	Sale of Acquired Property		Special District Taxes	
JUDICIARY		Other Miscellaneous Revenues		Bank Stock Taxes	58,882.63
Municipal Courts	106,800.00	Other Revenues, Revenue Sharing Tax Effort		Added and Omitted Taxes	22,126.87
PUBLIC SAFETY		Prior Years Surplus Appropriated		Total Taxes Levied - ABSTRACT	13,677,896.75
Fire Protection	1,656,825.00	REVENUES TOTAL		Total Taxes Billed	13,678,575.57
Police Protection	2,017,565.00	CAPITAL OUTLAY TOTAL		1972 TAXES COLLECTED	13,086,865.22
Civil Defense & Disaster Control	4,900.00	Public Enterprises		1972 Taxes Cancelled, Abated or Adjusted	29,499.63
Environmental Inspection & Control	45,158.00	Recreation—Culture		Transfer to Tax Title Liens or Foreclosed	116,599.26
Other Public Safety		Public Works		Balance Outstanding Dec. 31, 1972	445,207.46
PUBLIC WORKS		Buildings and Grounds		PRIOR YEARS TAXES OUTSTANDING	
Streets and Drainage	1,089,536.48	Library and Education		Balance January 1, 1972	479,531.45
Sewers and Sewage Processing	97,861.32	Conservation		Collected in 1972	357,479.28
Garbage and Trash Disposal	532,200.00	All Other		Cancelled, Abated or Adjusted 1972	3,831.38
Public Buildings and Grounds	237,566.56	CAPITAL DEBT AUTHORIZED, DECEMBER 31, 1972		Transfers to Tax Title Liens or Foreclosed	4,823.31
Other Public Works		ISSUED AND UNISSUED		Balance December 31, 1972	73,357.48
HEALTH and WELFARE		SCHOOL		TAX TITLE LIENS OUTSTANDING	
Health Services Except Environmental	280,552.04	GROSS DEBT		Balance January 1, 1972	547,560.33
Welfare-Public Assistance	168,850.00	NET DEBT		Transfers From Taxes	122,521.65
Hospitals, Clinics, First Aid		SCHOOL		Redeemed in 1972	96,192.87
Animal, Insect, & Rodent Control	14,500.00	Self-liquidating		Cancelled, Abated or Adjusted (1972)	
Other Welfare Services	43,400.00	Other		Transfers to Foreclosed Property	
RECREATION and CONSERVATION		Total		Balance December 31, 1972	574,285.11
Beaches and Boardwalks		ISSUED AND OUTSTANDING		PROPERTY ACQUIRED BY DEED OR FORECLOSURE	
Parks, Playgrounds, Shade Trees	251,243.00	SCHOOL		Balance January 1, 1972	19,000.00
Land Reclamation & Conservation		Self-liquidating		Transfers From Taxes or Liens	
Other Recreational Services	5,000.00	Other		Sale for Cash (1972)	
EDUCATION (excluding schools)		Total		Cancelled, Abated or Adjusted (1972)	
Libraries	113,444.00	EQUALIZED VALUATION BASIS		Balance December 31, 1972	19,000.00
Other Educational Services		FOR NET DEBT COMPUTATION		CURRENT FINANCES DECEMBER 31, 1972	
STATUTORY EXPENDITURES		REAL PROPERTY VALUATIONS		ASSETS	
Pensions & F. I. C. A.	783,009.35	Code Class # of Parcels % VAL'N		Cash Dec. 31, 1972	1,706,562.37
Employee Fringe Benefits	205,000.00	ASSESSED VALUATION		Taxes Receivable	518,604.94
Other Statutory Expenditures		1 Vacant Land 194 .98		Tax Title Liens	574,285.11
MUNICIPAL FUNCTIONS	8,654,014.35	2 Residential 3736 35.74		Foreclosed Property	15,000.00
CAPITAL IMPROVEMENTS	64,000.00	3 Farm		Emergencies & Other Deferred Charges	329,386.75
DEBT SERVICE		4a Commercial 1519 32.73		State Aid Receivable	56,514.79
Principal Payments	632,000.00	4b Industrial 149 6.36		Other Receivables	557,602.65
Interest Payments	419,703.75	4c Apartments 687 24.19		Total	3,802,360.61
TYPE I SCHL DEBT *MEMC	732,587.50	Total		LIABILITIES, RESERVES, AND SURPLUS	
DEFERRED CHARGES	117,066.88	Land Area 1.40 Sq. Miles		Cash Liabilities	1,577,177.39
SCHOOL, COUNTY, SPECIAL DISTRICT TAXES	8,622,548.08	Net Valuation Taxable-Municipal		Reserves for Receivables	1,709,456.70
RESERVE FOR UNCOLLECTED TAXES	776,786.01	Net Valuation Taxable-County		Surplus Dec. 31,	515,686.52
EMERGENCY EMPLOYMENT ACT OF 1971	342,503.53	State Equalization Ratio		Total	3,802,360.61
EXPENDITURES TOTAL	19,565,022.60				

1971/3000

* ABOVE DEBT SERVICE INCLUDES TYPE I SCHOOL DEBT

1025

Population 1970 2,351
 Population 1972 2,390
 S & P Rating
 Moody Rating

General Tax Rate Per \$100. 5.06
 State Equalized Tax Rate 3.03

UNION TOWNSHIP — HUNTERDON COUNTY
 Form of Government:
 Township Committee
 Number of Members on Governing Body 3

PER CAPITA:
 Gross Debt 344.55
 Net Debt
 Debt Service
 Total Tax Levy 285.34
 Municipal Expenditures 80.31
 PER CENT:
 Gross Debt 3.95
 Net Debt
 Tax Levy Collected 92.39
 Tax Levy Cancelled, Abated or Adjusted .17

EXPENDITURES		REVENUES-REALIZED		1972 PROPERTY TAX	
GENERAL GOVERNMENT				STATE EQUALIZED TAX RATE — 1.42	
Governing Body & Public Boards		1972 Property Taxes Collected 630,356.08		Local District School Taxes	320,654.11
Municipal Clerk		1972 Payments in Lieu of Taxes		Regional & Consolidated School Tax	236,817.75
Financial Administration	3,400.00	Delinquent Tax & Lien Collections 65,311.86		School Taxes in Municipal Budget	
Assessment of Taxes	14,815.00	Business Personalty Replacement Taxes 23,590.00		County Taxes	111,632.81
Collection of Taxes	4,166.25	Taxes from Public Utilities 41,552.92		County Library Taxes	5,431.57
Planning, Housing & Development	10,410.01	Other Miscellaneous Tax Revenues		Local Municipal Purpose Taxes	
Human Resources		State Aid Revenues 15,601.74		Veteran & Senior Citizen Taxes	9,100.00
Elections		Federal Aid Revenues		Total Taxes for Rate Computation	683,676.24
General Administration (other)	18,584.64	State and Local Fiscal Assistance Act Utilized		Special District Taxes	
JUDICIARY		Sale of Acquired Property		Bank Stock Taxes	390.12
Municipal Courts	6,433.20	Other Miscellaneous Revenues 26,616.82		Added and Omitted Taxes	6,990.81
PUBLIC SAFETY		Other Revenues, Revenue Sharing Tax Effort 17,916.83		Total Taxes Levied - ABSTRACT	681,957.17
Fire Protection	3,400.00	Prior Years Surplus Appropriated 50,675.22		Total Taxes Billed	682,279.75
Police Protection	2,800.00	REVENUES TOTAL 871,621.47		1972 TAXES COLLECTED	630,356.08
Civil Defense & Disaster Control	100.00			1972 Taxes Cancelled, Abated or Adjusted	1,164.41
Environmental Inspection & Control	1,250.00			Transfer to Tax Title Liens or Foreclosed	739.36
Other Public Safety				Balance Outstanding Dec. 31, 1972	50,019.90
PUBLIC WORKS		CAPITAL OUTLAY TOTAL		PRIOR YEARS TAXES OUTSTANDING	
Streets and Drainage	33,550.00	Public Enterprises		Balance January 1, 1972	67,274.03
Sewers and Sewage Processing		Recreation—Culture		Collected in 1972	65,311.86
Garbage and Trash Disposal		Public Works		Cancelled, Abated or Adjusted 1972	1,066.88
Public Buildings and Grounds	1,000.00	Buildings and Grounds		Transfers to Tax Title Liens or Foreclosed	823.64
Other Public Works		Library and Education		Balance December 31, 1972	71.65
HEALTH and WELFARE		Conservation		TAX TITLE LIENS OUTSTANDING	
Health Services Except Environmental	1,025.00	All Other		Balance January 1, 1972	1,667.15
Welfare-Public Assistance	375.00	CAPITAL DEBT AUTHORIZED, DECEMBER 31, 1972		Transfers From Taxes	1,563.00
Hospitals, Clinics, First Aid		ISSUED AND UNISSUED GROSS DEBT NET DEBT		Redeemed in 1972	
Animal, Insect, & Rodent Control		School 823,483		Cancelled, Abated or Adjusted (1972)	
Other Welfare Services		Self-liquidating		Transfers to Foreclosed Property	
RECREATION and CONSERVATION		Other		Balance December 31, 1972	3,230.15
Beaches and Boardwalks		Total 823,483		PROPERTY ACQUIRED BY DEED OR FORECLOSURE	
Parks, Playgrounds, Shade Trees		ISSUED AND OUTSTANDING		Balance January 1, 1972	
Land Reclamation & Conservation		School		Transfers From Taxes or Liens	
Other Recreational Services		Self-Liquidating		Sale for Cash (1972)	
EDUCATION (excluding schools)		Other		Cancelled, Abated or Adjusted (1972)	
Libraries		Total 816,075.62		Balance December 31, 1972	
Other Educational Services		EQUALIZED VALUATION BASIS		CURRENT FINANCES DECEMBER 31, 1972	
STATUTORY EXPENDITURES		FOR NET DEBT COMPUTATION 20,868,767.67		ASSETS	
Pensions & F. I. C. A.	5,000.00	REAL PROPERTY VALUATIONS		Cash Dec. 31, 1972	539,075.04
Employee Fringe Benefits	1,000.00	Code Class # of Parcels % VAL'N ASSESSED VALUATION		Taxes Receivable	50,091.55
Other Statutory Expenditures		1 Vacant Land 120 4.13 549,900.00		Tax Title Liens	3,230.15
MUNICIPAL FUNCTIONS TOTAL 108,109.10		2 Residential 379 52.22 6,552,950.00		Foreclosed Property	
CAPITAL IMPROVEMENTS *MEMO* 80,000.00		3 Farm 169 27.32 3,638,380.00		Emergencies & Other Deferred Charges	2,894.04
DEBT SERVICE		4a Commercial 36 14.14 1,883,203.00		State Aid Receivable	21,375.01
Principal Payments		4b Industrial 6 1.99 264,300.00		Other Receivables	174.00
Interest Payments		4c Apartments 1 .19 25,000.00		Total	616,839.79
DEFERRED CHARGES	2,222.45	711 Total 13,313,733.00		LIABILITIES, RESERVES, AND SURPLUS	
SCHOOL, COUNTY, SPECIAL DISTRICT TAXES	674,576.24	Land Area 18.10 Sq. Miles		Cash, Liabilities	413,888.24
RESERVE FOR UNCOLLECTED TAXES	81,601.00	Net Valuation Taxable-Municipal 13,521,844.00		Reserves for Receivables	53,455.70
EMERGENCY EMPLOYMENT ACT OF 1971		Net Valuation Taxable-County 23,836,175.00		Surplus Dec. 31,	149,455.85
EXPENDITURES TOTAL 866,508.75		State Equalization Ratio 60.03		Total	616,839.79

1533

Population 1970 1,539
 Population 1972 1,875
 S & P Rating
 Moody Rating

General Tax Rate Per \$100. 3.43
 State Equalized Tax Rate 2.11

UNION TOWNSHIP — OCEAN COUNTY

Form of Government:

Township Committee

Number of Members on Governing Body 3

PER CAPITA:

Gross Debt 17.60
 Net Debt 17.60
 Debt Service .11
 Total Tax Levy 272.57
 Municipal Expenditures 157.26

PER CENT:

Gross Debt .18
 Net Debt .18
 Tax Levy Collected 84.02
 Tax Levy Cancelled, Abated or Adjusted

EXPENDITURES		REVENUES-REALIZED		1972 PROPERTY TAX	
GENERAL GOVERNMENT				STATE EQUALIZED TAX RATE 1.33	
Governing Body & Public Boards		1972 Property Taxes Collected	429,358.33	Local District School Taxes	324,473.00
Municipal Clerk		1972 Payments in Lieu of Taxes		Regional & Consolidated School Tax	
Financial Administration	2,982.00	Delinquent Tax & Lien Collections	98,883.75	School Taxes in Municipal Budget	
Assessment of Taxes	7,875.00	Business Personalty Replacement Taxes	6,561.79	County Taxes	105,480.15
Collection of Taxes	7,826.00	Taxes from Public Utilities	59,472.52	County Library Taxes	4,466.41
Planning, Housing & Development	10,001.00	Other Miscellaneous Tax Revenues		Local Municipal Purpose Taxes	65,534.33
Human Resources		State Aid Revenues	11,616.58	Veteran & Senior Citizen Taxes	15,810.00
Elections		Federal Aid Revenues	2,336.87	Total Taxes for Rate Computation	516,163.89
General Administration (other)	44,218.72	State and Local Fiscal Assistance Act Utilized		Special District Taxes	
JUDICIARY		Sale of Acquired Property	146,811.70	Bank Stock Taxes	2,665.67
Municipal Courts	5,550.00	Other Miscellaneous Revenues	43,005.64	Added and Omitted Taxes	8,057.53
PUBLIC SAFETY		Other Revenues, Revenue Sharing Tax Effort	31,429.38	Total Taxes Levied - ABSTRACT	511,077.49
Fire Protection	18,000.00	Total	629,916.96	Total Taxes Billed	511,077.49
Police Protection	13,057.00	Prior Years Surplus Appropriated	88,550.00	1972 TAXES COLLECTED	425,358.33
Civil Defense & Disaster Control	200.00	REVENUES TOTAL	518,466.56	1972 Taxes Cancelled, Abated or Adjusted	
Environmental Inspection & Control	8,335.50			Transfer to Tax Title Liens or Foreclosed	
Other Public Safety				Balance Outstanding Dec. 31, 1972	81,679.16
PUBLIC WORKS		CAPITAL OUTLAY TOTAL		PRIOR YEARS TAXES OUTSTANDING	
Streets and Drainage	13,400.00	Public Enterprises		Balance January 1, 1972	76,387.78
Sewers and Sewage Processing		Recreation—Culture		Collected in 1972	67,897.92
Garbage and Trash Disposal	17,000.00	Public Works		Cancelled, Abated or Adjusted 1972	
Public Buildings and Grounds	5,159.00	Buildings and Grounds		Transfers to Tax Title Liens or Foreclosed	
Other Public Works		Library and Education		Balance December 31, 1972	8,489.86
HEALTH and WELFARE		Conservation		TAX TITLE LIENS OUTSTANDING	
Health Services Except Environmental	1,400.00	All Other		Balance January 1, 1972	67,537.53
Welfare-Public Assistance	1,540.00			Transfers From Taxes	
Hospitals, Clinics, First Aid	1,000.00			Redeemed in 1972	30,585.83
Animal, Insect, & Rodent Control	3,005.00			Cancelled, Abated or Adjusted (1972)	
Other Welfare Services				Transfers to Foreclosed Property	
RECREATION and CONSERVATION		CAPITAL DEBT AUTHORIZED, DECEMBER 31, 1972		Balance December 31, 1972	36,951.70
Beaches and Boardwalks		ISSUED AND UNISSUED GROSS DEBT NET DEBT		PROPERTY ACQUIRED BY DEED OR FORECLOSURE	
Parks, Playgrounds, Shade Trees	2,000.00	School		Balance January 1, 1972	75,515.30
Land Reclamation & Conservation		Self-liquidating		Transfers From Taxes or Liens	
Other Recreational Services	5,550.00	Other	33,000 33,000	Sale for Cash (1972)	75,515.30
EDUCATION (excluding schools)		Total	33,000 33,000	Cancelled, Abated or Adjusted (1972)	
Libraries	100.00	ISSUED AND OUTSTANDING		Balance December 31, 1972	4,000.00
Other Educational Services	500.00	School		CURRENT FINANCES DECEMBER 31, 1972	
STATUTORY EXPENDITURES		Self-Liquidating		ASSETS	
Pensions & F. I. C. A.	3,000.00	Other		Cash Dec. 31, 1972	581,741.85
Employee Fringe Benefits		Total		Taxes Receivable	50,169.02
Other Statutory Expenditures		EQUALIZED VALUATION BASIS		Tax Title Liens	36,951.70
MUNICIPAL FUNCTIONS TOTAL	172,579.23	FOR NET DEBT COMPUTATION	18,183,495.67	Foreclosed Property	4,000.00
CAPITAL IMPROVEMENTS *MENC*	60,000.00	REAL PROPERTY VALUATIONS		Emergencies & Other Deferred Charges	21,105.23
DEBT SERVICE		Code Class # of Parcels % VAL'N ASSESSED VALUATION		State Aid Receivable	6,189.44
Principal Payments		1 Vacant Land 1490 33.60 4,862,460.00		Other Receivables	59,101.60
Interest Payments	200.00	2 Residential 717 57.28 8,289,180.00		Total	759,258.84
DEFERRED CHARGES	6,150.00	3 Farm 9 .76 109,800.00		LIABILITIES, RESERVES, AND SURPLUS	
SCHOOL, COUNTY, SPECIAL DISTRICT TAXES	434,419.56	4a Commercial 56 7.53 1,090,000.00		Cash Liabilities	239,584.72
RESERVE FOR UNCOLLECTED TAXES	113,400.00	4b Industrial 8 .83 120,000.00		Reserves for Receivables	150,222.32
EMERGENCY EMPLOYMENT ACT OF 1971	2,526.00	4c Apartments		Surplus Dec. 31,	269,451.80
EXPENDITURES TOTAL	725,274.79	2280 Total	14,471,440.00	Total	759,258.84
		Land Area 34.90 Sq. Miles			
		Net Valuation Taxable-Municipal	15,054,488.00		
		Net Valuation Taxable-County	21,107,403.00		
		State Equalization Ratio	61.58		

2019

Population 1970 **53,077**
 Population 1972 **53,480**
 S & P Rating **AA**
 Moody Rating **A**

General Tax Rate Per \$100. **3.77**
 State Equalized Tax Rate **2.20**

UNION TOWNSHIP — UNION COUNTY

Form of Government:

Township Committee

Number of Members on Governing Body 5

PER CAPITA:

Gross Debt **305.88**
 Net Debt **185.91**
 Debt Service **8.03**
 Total Tax Levy **324.38**
 Municipal Expenditures **160.71**

PER CENT:

Gross Debt **2.35**
 Net Debt **1.43**
 Tax Levy Collected **98.42**
 Tax Levy Cancelled, Abated or Adjusted **.15**

EXPENDITURES		REVENUES-REALIZED		1972 PROPERTY TAX	
GENERAL GOVERNMENT		1972 Property Taxes Collected		STATE EQUALIZED TAX RATE 1.17	
Governing Body & Public Boards		1972 Payments in Lieu of Taxes	17,110,849.80	Local District School Taxes	5,246,600.00
Municipal Clerk		Delinquent Tax & Lien Collections	42,191.73	Regional & Consolidated School Tax	
Financial Administration	62,600.00	Business Personalty Replacement Taxes	244,403.98	School Taxes in Municipal Budget	
Assessment of Taxes	61,400.00	Taxes from Public Utilities	1,102,552.54	County Taxes	3,884,632.53
Collection of Taxes	57,850.00	Other Miscellaneous Tax Revenues	1,151,490.70	County Library Taxes	
Planning, Housing & Development	21,850.00	State Aid Revenues	234,342.47	Local Municipal Purpose Taxes	4,025,539.02
Human Resources	34,800.00	Federal Aid Revenues	53,683.00	Veteran & Senior Citizen Taxes	399,690.00
Elections	7,500.00	State and Local Fiscal Assistance Act Utilized		Total Taxes for Rate Computation	17,660,861.55
General Administration (other)	393,460.00	Sale of Acquired Property	48,075.00	Special District Taxes	
JUDICIARY		Other Miscellaneous Revenues	756,890.99	Bank Stock Taxes	36,352.26
Municipal Courts	68,550.00	Other Revenues, Revenue Sharing Tax Effort	134,501.28	Added and Omitted Taxes	50,143.68
PUBLIC SAFETY		Total	20,878,581.89	Total Taxes Levied - ABSTRACT	17,347,667.49
Fire Protection	1,886,080.00	Prior Years Surplus Appropriated	1,350,000.00	Total Taxes Billed	17,386,042.71
Police Protection	1,511,530.00	REVENUES TOTAL	22,228,581.89	1972 TAXES COLLECTED	17,110,849.80
Civil Defense & Disaster Control		CAPITAL OUTLAY TOTAL	621,411.52	1972 Taxes Cancelled, Abated or Adjusted	25,527.35
Environmental Inspection & Control	51,500.00	Public Enterprises	39,306.03	Transfer to Tax Title Liens or Foreclosed	1,572.10
Other Public Safety	48,500.00	Recreation—Culture	34,444.66	Balance Outstanding Dec. 31, 1972	248,093.46
PUBLIC WORKS		Public Works	300,934.63	PRIOR YEARS TAXES OUTSTANDING	
Streets and Drainage	512,650.00	Buildings and Grounds	246,726.20	Balance January 1, 1972	316,806.88
Sewers and Sewage Processing	19,400.00	Library and Education		Collected in 1972	244,387.10
Garbage and Trash Disposal	640,500.00	Conservation		Cancelled, Abated or Adjusted 1972	3,123.59
Public Buildings and Grounds	224,080.00	All Other		Transfers to Tax Title Liens or Foreclosed	
Other Public Works		CAPITAL DEBT AUTHORIZED, DECEMBER 31, 1972		Balance December 31, 1972	69,256.19
HEALTH and WELFARE		ISSUED AND UNISSUED		TAX TITLE LIENS OUTSTANDING	
Health Services Except Environmental	164,288.00	School	6,226,000.00	Balance January 1, 1972	7,184.10
Welfare—Public Assistance	23,400.00	Self-liquidating		Transfers From Taxes	1,572.10
Hospitals, Clinics, First Aid	6,500.00	Other	9,942,552	Redeemed in 1972	16.88
Animal, Insect, & Rodent Control	11,000.00	Total	16,358,592	Cancelled, Abated or Adjusted (1972)	
Other Welfare Services		ISSUED AND OUTSTANDING		Transfers to Foreclosed Property	
RECREATION and CONSERVATION		School	6,226,000.00	Balance December 31, 1972	8,739.32
Beaches and Boardwalks		Self-Liquidating		PROPERTY ACQUIRED BY DEED OR	
Parks, Playgrounds, Shade Trees	60,250.00	Other	3,308,500.00	FORECLOSURE	
Land Reclamation & Conservation		Total	9,534,500.00	Balance January 1, 1972	507,285.00
Other Recreational Services	167,550.00	EQUALIZED VALUATION BASIS		Transfers From Taxes or Liens	
EDUCATION (excluding schools)		FOR NET DEBT COMPUTATION	655,855,756.00	Sale for Cash (1972)	48,075.00
Libraries	251,000.00	REAL PROPERTY VALUATIONS		Cancelled, Abated or Adjusted (1972)	5,000.00
Other Educational Services		Code Class # of Parcels % VAL'N		Balance December 31, 1972	450,210.00
STATUTORY EXPENDITURES		1 Vacant Land 1087 1.41		CURRENT FINANCES DECEMBER 31, 1972	
Pensions & F. I. C. A.	454,000.00	2 Residential 14351 65.54		ASSETS	
Employee Fringe Benefits	165,000.00	3 Farm 3 .03		Cash Dec. 31, 1972	8,162,577.89
Other Statutory Expenditures		4a Commercial 515 14.71		Taxes Receivable	317,389.65
MUNICIPAL FUNCTIONS TOTAL	7,426,038.00	4b Industrial 232 14.93		Tax Title Liens	8,739.32
CAPITAL IMPROVEMENTS *MEMO*	100,000.00	4c Apartments 169 3.38		Foreclosed Property	450,210.00
DEBT SERVICE		Total 16361		Emergencies & Other Deferred Charges	55,000.00
Principal Payments	310,000.00	Land Area 5.00 Sq. Miles		State Aid Receivable	
Interest Payments	115,300.00	Net Valuation Taxable-Municipal	468,599,180.00	Other Receivables	44,173.82
DEFERRED CHARGES	20,000.00	Net Valuation Taxable-County	729,300,351.00	Total	9,038,090.68
SCHOOL, COUNTY, SPECIAL DISTRICT TAXES	13,231,232.53	State Equalization Ratio	58.62	LIABILITIES, RESERVES, AND SURPLUS	
RESERVE FOR UNCOLLECTED TAXES	665,760.25			Cash Liabilities	5,614,597.12
EMERGENCY EMPLOYMENT ACT OF 1971	53,683.00			Reserves for Receivables	820,512.75
EXPENDITURES TOTAL	21,826,013.78			Surplus Dec. 31,	2,602,580.77
				Total	9,038,090.68

1350

Population 1970 6,472
 Population 1972 6,620
 S & P Rating
 Moody Rating

General Tax Rate Per \$100. 5.46
 State Equalized Tax Rate 4.71

UNION BEACH BOROUGH — MONMOUTH CO.
 Form of Government:
 Borough Council
 Number of Members on Governing Body 6

PER CAPITA:
 Gross Debt 576.27
 Net Debt 506.70
 Debt Service 4.08
 Total Tax Levy 237.11
 Municipal Expenditures 135.94

PER CENT:
 Gross Debt 11.96
 Net Debt 10.51
 Tax Levy Collected 89.73
 Tax Levy Cancelled, Abated or Adjusted

EXPENDITURES		REVENUES-REALIZED		1972 PROPERTY TAX	
GENERAL GOVERNMENT		1972 Property Taxes Collected		STATE EQUALIZED TAX RATE	
Governing Body & Public Boards	1,875.00	1,408,451.04		Local District School Taxes	2.48
Municipal Clerk	6,720.00	142,359.91		Regional & Consolidated School Tax	
Financial Administration	5,350.00	69,707.21		School Taxes in Municipal Budget	
Assessment of Taxes	5,350.00	54,119.43		County Taxes	.66
Collection of Taxes	28,033.65	26,133.33		County Library Taxes	.02
Planning, Housing & Development	4,100.00	49,658.22		Local Municipal Purpose Taxes	1.43
Human Resources		29,121.16		Veteran & Senior Citizen Taxes	.12
Elections	1,100.00	100,000.00		Total Taxes for Rate Computation	4.71
General Administration (other)	58,800.00	1,842,897.81		Special District Taxes	
JUDICIARY		1,942,897.81		Bank Stock Taxes	683.59
Municipal Courts	12,750.00	111,133.92		Added and Omitted Taxes	13,786.50
PUBLIC SAFETY		109,375.00		Total Taxes Levied - ABSTRACT	1,565,647.41
Fire Protection	41,135.00	1,434.92		Total Taxes Billed	1,565,647.41
Police Protection	124,880.00	324.00		1972 TAXES COLLECTED	1,408,451.04
Civil Defense & Disaster Control	700.00			1972 Taxes Cancelled, Abated or Adjusted	
Environmental Inspection & Control	13,140.00			Transfer to Tax Title Liens or Foreclosed	16,000.00
Other Public Safety				Balance Outstanding Dec. 31, 1972	145,196.37
PUBLIC WORKS				PRIOR YEARS TAXES OUTSTANDING	
Streets and Drainage	111,000.00			Balance January 1, 1972	127,262.31
Sewers and Sewage Processing				Collected in 1972	126,433.18
Garbage and Trash Disposal	72,620.00			Cancelled, Abated or Adjusted 1972	2,868.96
Public Buildings and Grounds	7,600.00			Transfers to Tax Title Liens or Foreclosed	
Other Public Works				Balance December 31, 1972	7,960.17
HEALTH and WELFARE				TAX TITLE LIENS OUTSTANDING	
Health Services Except Environmental	18,100.00			Balance January 1, 1972	87,301.78
Welfare-Public Assistance	4,170.00			Transfers From Taxes	16,000.00
Hospitals, Clinics, First Aid	2,000.00			Redeemed in 1972	15,566.73
Animal, Insect, & Rodent Control	250.00			Cancelled, Abated or Adjusted (1972)	
Other Welfare Services				Transfers to Foreclosed Property	
RECREATION and CONSERVATION				Balance December 31, 1972	87,335.05
Beaches and Boardwalks				PROPERTY ACQUIRED BY DEED OR	
Parks, Playgrounds, Shade Trees	3,500.00			FORECLOSURE	
Land Reclamation & Conservation				Balance January 1, 1972	205,275.00
Other Recreational Services	14,700.00			Transfers From Taxes or Liens	
EDUCATION (excluding schools)				Sale for Cash (1972)	
Libraries	6,250.00			Cancelled, Abated or Adjusted (1972)	
Other Educational Services				Balance December 31, 1972	205,275.00
STATUTORY EXPENDITURES				CURRENT FINANCES DECEMBER 31, 1972	
Pensions & F. I. C. A.	19,515.35			ASSETS	
Employee Fringe Benefits	20,380.00			Cash Dec. 31, 1972	502,254.26
Other Statutory Expenditures				Taxes Receivable	152,156.54
MUNICIPAL FUNCTIONS TOTAL	588,419.00			Tax Title Liens	87,335.05
CAPITAL IMPROVEMENTS *MEMO*				Foreclosed Property	205,275.00
DEBT SERVICE				Emergencies & Other Deferred Charges	14,000.00
Principal Payments	15,000.00			State Aid Receivable	22,372.31
Interest Payments	12,000.00			Other Receivables	41,401.87
				Total	1,025,795.03
DEFERRED CHARGES	7,000.00			LIABILITIES, RESERVES, AND SURPLUS	
SCHOOL, COUNTY, SPECIAL DISTRICT TAXES	1,072,988.93			Cash Liabilities	255,517.90
RESERVE FOR UNCOLLECTED TAXES	254,266.00			Reserves for Receivables	487,168.46
EMERGENCY EMPLOYMENT ACT OF 1971	49,609.22			Surplus Dec. 31,	243,108.67
EXPENDITURES TOTAL	1,999,383.15			Total	1,025,795.03

0511

Population 1970 3,413
 Population 1972 3,670
 S & P Rating
 Moody Rating

General Tax Rate Per \$100. 1.33
 State Equalized Tax Rate .65

UPPER TOWNSHIP — CAPE MAY COUNTY
 Form of Government:
 Township Committee
 Number of Members on Governing Body 3

PER CAPITA:
 Gross Debt 12.26
 Net Debt
 Debt Service
 Total Tax Levy 85.33
 Municipal Expenditures 601.37

PER CENT:
 Gross Debt .12
 Net Debt
 Tax Levy Collected 92.25
 Tax Levy Cancelled, Abated or Adjusted .30

EXPENDITURES		REVENUES-REALIZED		1972 PROPERTY TAX	
GENERAL GOVERNMENT				STATE EQUALIZED TAX RATE .13	
Governing Body & Public Boards		1972 Property Taxes Collected 289,437.58		Local District School Taxes	57,897.00
Municipal Clerk	7,550.00	1972 Payments in Lieu of Taxes		Regional & Consolidated School Tax	
Financial Administration	42,650.00	Delinquent Tax & Lien Collections 20,966.06		School Taxes in Municipal Budget	
Assessment of Taxes	19,350.00	Business Personalty Replacement Taxes 3,152.25		County Taxes .45	206,457.46
Collection of Taxes	9,250.00	Taxes from Public Utilities 1,069,207.19		County Library Taxes .02	7,743.87
Planning, Housing & Development		Other Miscellaneous Tax Revenues		Local Municipal Purpose Taxes	
Human Resources		State Aid Revenues 7,075.00		Veteran & Senior Citizen Taxes .06	29,880.00
Elections		Federal Aid Revenues		Total Taxes for Rate Computation .66	301,578.33
General Administration (other)	65,100.00	State and Local Fiscal Assistance Act Utilized		Special District Taxes	30,985.00
JUDICIARY		Sale of Acquired Property		Bank Stock Taxes	2,108.35
Municipal Courts	8,500.00	Other Miscellaneous Revenues 222,254.75		Added and Omitted Taxes	7,986.38
PUBLIC SAFETY		Other Revenues, Revenue Sharing Tax Effort 4,936.48		Total Taxes Levied - ABSTRACT	313,178.06
Fire Protection	8,000.00	Total 1,617,029.31		Total Taxes Billed	313,750.27
Police Protection	16,500.00	Prior Years Surplus Appropriated 1,220,000.00		1972 TAXES COLLECTED	289,437.58
Civil Defense & Disaster Control	2,000.00	REVENUES TOTAL 2,837,029.31		1972 Taxes Cancelled, Abated or Adjusted	539.54
Environmental Inspection & Control	4,000.00	CAPITAL OUTLAY TOTAL		Transfer to Tax Title Liens or Foreclosed	1,433.48
Other Public Safety				Balance Outstanding Dec. 31, 1972	21,539.67
PUBLIC WORKS		Public Enterprises		PRIOR YEARS TAXES OUTSTANDING	
Streets and Drainage	317,876.67	Recreation—Culture		Balance January 1, 1972	20,446.58
Sewers and Sewage Processing	10,000.00	Public Works		Collected in 1972	19,601.79
Garbage and Trash Disposal	29,500.00	Buildings and Grounds		Cancelled, Abated or Adjusted 1972	
Public Buildings and Grounds	10,000.00	Library and Education		Transfers to Tax Title Liens or Foreclosed	782.27
Other Public Works		Conservation		Balance December 31, 1972	62.92
HEALTH and WELFARE		All Other		TAX TITLE LIENS OUTSTANDING	
Health Services Except Environmental	2,750.00	CAPITAL DEBT AUTHORIZED, DECEMBER 31, 1972		Balance January 1, 1972	44,143.13
Welfare-Public Assistance	2,100.00	ISSUED AND UNISSUED GROSS DEBT NET DEBT		Transfers From Taxes	2,392.36
Hospitals, Clinics, First Aid		School 45,000		Redeemed in 1972	1,364.27
Animal, Insect, & Rodent Control	5,700.00	Self-liquidating		Cancelled, Abated or Adjusted (1972)	
Other Welfare Services		Other		Transfers to Foreclosed Property	
RECREATION and CONSERVATION		Total 45,000		Balance December 31, 1972	45,171.22
Beaches and Boardwalks	51,800.00	ISSUED AND OUTSTANDING		PROPERTY ACQUIRED BY DEED OR FORECLOSURE	
Parks, Playgrounds, Shade Trees		School 45,000.00		Balance January 1, 1972	92,629.00
Land Reclamation & Conservation		Self-Liquidating		Transfers From Taxes or Liens	
Other Recreational Services	16,500.00	Other		Sale for Cash (1972)	
EDUCATION (excluding schools)		Total 45,000.00		Cancelled, Abated or Adjusted (1972)	
Libraries		EQUALIZED VALUATION BASIS FOR NET DEBT COMPUTATION 36,977,824.33		Balance December 31, 1972	92,629.00
Other Educational Services	650,000.00	REAL PROPERTY VALUATIONS		CURRENT FINANCES DECEMBER 31, 1972	
STATUTORY EXPENDITURES		Code Class # of Parcels % VAL'N ASSESSED VALUATION		ASSETS	
Pensions & F. I. C. A.	13,500.00	1 Vacant Land 2411 8.75 1,917,500.00		Cash Dec. 31, 1972	2,105,403.84
Employee Fringe Benefits	10,000.00	2 Residential 1455 69.33 15,194,450.00		Taxes Receivable	22,002.59
Other Statutory Expenditures		3 Farm 18 .86 188,200.00		Tax Title Liens	45,171.22
MUNICIPAL FUNCTIONS TOTAL 1,243,026.67		4a Commercial 133 14.08 3,085,550.00		Foreclosed Property	92,629.00
CAPITAL IMPROVEMENTS *MEMO* 40,000.00		4b Industrial 1 6.98 1,529,600.00		Emergencies & Other Deferred Charges	
DEBT SERVICE		4c Apartments 4062 Total 21,915,300.00		State Aid Receivable	17,845.42
Principal Payments		Land Area 63.70 Sq. Miles		Other Receivables	3,962.42
Interest Payments		Net Valuation Taxable-Municipal 22,578,373.00		Total	2,287,014.49
DEFERRED CHARGES 866,000.00		Net Valuation Taxable-County 38,791,274.00		LIABILITIES, RESERVES, AND SURPLUS	
SCHOOL, COUNTY, SPECIAL DISTRICT TAXES 303,083.33		State Equalization Ratio 49.04		Cash Liabilities	705,396.59
RESERVE FOR UNCOLLECTED TAXES 58,000.00				Reserves for Receivables	163,765.23
EMERGENCY EMPLOYMENT ACT OF 1971				Surplus Dec. 31,	1,417,852.67
EXPENDITURES TOTAL 2,510,110.00				Total	2,287,014.49

0613

Population 1970 6,648
 Population 1972 6,790
 S & P Rating
 Moody Rating

General Tax Rate Per \$100. 4.35
 State Equalized Tax Rate 2.38

UPPER DEERFIELD TOWNSHIP — CUMBERLAND COUNTY

Form of Government:
 Township Committee
 Number of Members on Governing Body 5

PER CAPITA:
 Gross Debt 16.20
 Net Debt
 Debt Service
 Total Tax Levy 197.02
 Municipal Expenditures 55.67
 PER CENT:
 Gross Debt .26
 Net Debt
 Tax Levy Collected 95.07
 Tax Levy Cancelled, Abated or Adjusted .32

EXPENDITURES		REVENUES-REALIZED		1972 PROPERTY TAX	
GENERAL GOVERNMENT		1972 Property Taxes Collected		STATE EQUALIZED TAX RATE	
Governing Body & Public Boords		1,273,366.68		Local District School Taxes 1.46	
Municipal Clerk				Regional & Consolidated School Tax	
Financial Administration	6,150.00	1972 Payments in Lieu of Taxes		School Taxes in Municipal Budget	
Assessment of Taxes	38,375.00	Delinquent Tax & Lien Collections		County Taxes .79	
Collection of Taxes	4,875.00	Business Personalty Replacement Taxes		County Library Taxes	
Planning, Housing & Development	2,920.00	Taxes from Public Utilities		Local Municipal Purpose Taxes .08	
Human Resources		Other Miscellaneous Tax Revenues		Veteran & Senior Citizen Taxes .05	
Elections		State Aid Revenues		Total Taxes for Rate Computation 2.38	
General Administration (other)	37,250.00	Federal Aid Revenues		Special District Taxes	
JUDICIARY		State and Local Fiscal Assistance Act Utilized		Bank Stock Taxes	
Municipal Courts	10,365.00	Sale of Acquired Property		Added and Omitted Taxes	
PUBLIC SAFETY		Other Miscellaneous Revenues		Total Taxes Levied - ABSTRACT	
Fire Protection	6,900.00	Other Revenues, Revenue Sharing Tax Effort		Total Taxes Billed	
Police Protection	16,000.00	Total		1972 TAXES COLLECTED	
Civil Defense & Disaster Control	600.00	Prior Years Surplus Appropriated		1972 Taxes Cancelled, Abated or Adjusted	
Environmental Inspection & Control	2,000.00	REVENUES TOTAL		Transfer to Tax Title Liens or Foreclosed	
Other Public Safety	525.00	CAPITAL OUTLAY TOTAL		Balance Outstanding Dec. 31, 1972	
PUBLIC WORKS		Public Enterprises		PRIOR YEARS TAXES OUTSTANDING	
Streets and Drainage	66,062.00	Recreation—Culture		Balance January 1, 1972	
Sewers and Sewage Processing		Public Works		Collected in 1972	
Garbage and Trash Disposal	10,735.00	Buildings and Grounds		Cancelled, Abated or Adjusted 1972	
Public Buildings and Grounds	12,475.00	Library and Education		Transfers to Tax Title Liens or Foreclosed	
Other Public Works		Conservation		Balance December 31, 1972	
HEALTH and WELFARE		All Other		TAX TITLE LIENS OUTSTANDING	
Health Services Except Environmental	4,100.00	CAPITAL DEBT AUTHORIZED, DECEMBER 31, 1972		Balance January 1, 1972	
Welfare-Public Assistance	850.00	ISSUED AND UNISSUED GROSS DEBT NET DEBT		Transfers From Taxes	
Hospitals, Clinics, First Aid	1,000.00	School 110,000		Redeemed in 1972	
Animal, Insect, & Rodent Control	500.00	Self-liquidating		Cancelled, Abated or Adjusted (1972)	
Other Welfare Services		Other		Transfers to Foreclosed Property	
RECREATION and CONSERVATION		Total 110,000		Balance December 31, 1972	
Beaches and Boardwalks		ISSUED AND OUTSTANDING		PROPERTY ACQUIRED BY DEED OR FORECLOSURE	
Parks, Playgrounds, Shade Trees		School 110,000.00		Balance January 1, 1972	
Land Reclamation & Conservation		Self-liquidating		Transfers From Taxes or Liens	
Other Recreational Services	2,290.00	Other		Sale for Cash (1972)	
EDUCATION (excluding schools)		Total 110,000.00		Cancelled, Abated or Adjusted (1972)	
Libraries		EQUALIZED VALUATION BASIS		Balance December 31, 1972	
Other Educational Services		FOR NET DEBT COMPUTATION		CURRENT FINANCES DECEMBER 31, 1972	
STATUTORY EXPENDITURES		REAL PROPERTY VALUATIONS		ASSETS	
Pensions & F. I. C. A.	3,563.70	Code Class # of Parcels % VAL'N ASSESSED VALUATION		Cash Dec. 31, 1972	
Employee Fringe Benefits		1 Vacant Land 341 1.14 342,200.00		Taxes Receivable	
Other Statutory Expenditures		2 Residential 1233 58.09 17,475,800.00		Tax Title Liens	
MUNICIPAL FUNCTIONS	228,535.70	3 Form 526 19.06 5,735,200.00		Foreclosed Property	
CAPITAL IMPROVEMENTS	81,075.00	4a Commercial 90 21.70 6,528,800.00		Emergencies & Other Deferred Charges	
DEBT SERVICE		4b Industrial		State Aid Receivable	
Principal Payments		4c Apartments		Other Receivables	
Interest Payments		Total 30,082,000.00		Total	
DEFERRED CHARGES	341.36	Land Area 31.75 Sq. Miles		LIABILITIES, RESERVES, AND SURPLUS	
SCHOOL, COUNTY, SPECIAL DISTRICT TAXES	1,263,040.32	Net Valuation Taxable-Municipal		Cash Liabilities	
RESERVE FOR UNCOLLECTED TAXES	153,508.40	30,688,770.00		Reserves for Receivables	
EMERGENCY EMPLOYMENT ACT OF 1971	21,992.51	Net Valuation Taxable-County		Surplus Dec. 31,	
EXPENDITURES TOTAL	1,668,218.29	State Equalization Ratio 54.76		Total	

1351

Population 1970 2,551
 Population 1972 2,640
 S & P Rating
 Moody Rating

General Tax Rate Per \$100. 2.53
 State Equalized Tax Rate 2.70

UPPER FREEHOLD TOWNSHIP — MONMOUTH COUNTY

Form of Government:
 Township Committee
 Number of Members on Governing Body 3

PER CAPITA:
 Gross Debt 252.53
 Net Debt 6.69
 Debt Service .14
 Total Tax Levy 315.07
 Municipal Expenditures 113.50

PER CENT:
 Gross Debt 2.59
 Net Debt .07
 Tax Levy Collected 93.54
 Tax Levy Cancelled, Abated or Adjusted .01

EXPENDITURES		REVENUES-REALIZED		1972 PROPERTY TAX	
GENERAL GOVERNMENT				STATE EQUALIZED TAX RATE →	
Governing Body & Public Boards		1972 Property Taxes Collected		Local District School Taxes	
Municipal Clerk		1972 Payments in Lieu of Taxes		Regional & Consolidated School Tax 1.88	565,267.76
Financial Administration	4,050.00	Delinquent Tax & Lien Collections		School Taxes in Municipal Budget	
Assessment of Taxes	5,200.00	Business Personalty Replacement Taxes		County Taxes .63	190,921.34
Collection of Taxes	4,500.00	Taxes from Public Utilities		County Library Taxes .02	7,197.99
Planning, Housing & Development	7,800.00	Other Miscellaneous Tax Revenues		Local Municipal Purpose Taxes .14	42,201.78
Human Resources	200.00	State Aid Revenues		Veteran & Senior Citizen Taxes .04	10,760.00
Elections	850.00	Federal Aid Revenues		Total Taxes for Rate Computation 2.71	820,348.87
General Administration (other)	20,750.00	State and Local Fiscal Assistance Act Utilized		Special District Taxes	
JUDICIARY		Sale of Acquired Property		Bank Stock Taxes	206.22
Municipal Courts	3,400.00	Other Miscellaneous Revenues		Added and Omitted Taxes	21,589.64
PUBLIC SAFETY		Other Revenues, Revenue Sharing Tax Effort		Total Taxes Levied - ABSTRACT	821,784.73
Fire Protection	10,000.00	Prior Years Surplus Appropriated		Total Taxes Billed	834,657.29
Police Protection	25,433.00	REVENUES TOTAL		1972 TAXES COLLECTED	780,740.14
Civil Defense & Disaster Control	550.00	CAPITAL OUTLAY TOTAL		1972 Taxes Cancelled, Abated or Adjusted	80.00
Environmental Inspection & Control	710.00			Transfer to Tax Title Liens or Foreclosed	
Other Public Safety				Balance Outstanding Dec. 31, 1972	53,877.15
PUBLIC WORKS				PRIOR YEARS TAXES OUTSTANDING	
Streets and Drainage	59,600.00			Balance January 1, 1972	41,618.62
Sewers and Sewage Processing				Collected in 1972	41,284.08
Garbage and Trash Disposal				Cancelled, Abated or Adjusted 1972	
Public Buildings and Grounds	1,199.00			Transfers to Tax Title Liens or Foreclosed	
Other Public Works				Balance December 31, 1972	334.54
HEALTH and WELFARE				TAX TITLE LIENS OUTSTANDING	
Health Services Except Environmental	1,750.00			Balance January 1, 1972	334.02
Welfare-Public Assistance	2,000.00			Transfers From Taxes	
Hospitals, Clinics, First Aid				Redeemed in 1972	334.02
Animal, Insect, & Rodent Control				Cancelled, Abated or Adjusted (1972)	
Other Welfare Services				Transfers to Foreclosed Property	
RECREATION and CONSERVATION				Balance December 31, 1972	
Beaches and Boardwalks				PROPERTY ACQUIRED BY DEED OR	
Parks, Playgrounds, Shade Trees				FORECLOSURE	
Land Reclamation & Conservation	22,886.00			Balance January 1, 1972	
Other Recreational Services	200.00			Transfers From Taxes or Liens	
EDUCATION (excluding schools)				Sale for Cash (1972)	
Libraries	800.00			Cancelled, Abated or Adjusted (1972)	
Other Educational Services	200.00			Balance December 31, 1972	
STATUTORY EXPENDITURES				CURRENT FINANCES DECEMBER 31, 1972	
Pensions & F. I. C. A.	2,200.00			ASSETS	
Employee Fringe Benefits				Cash Dec. 31, 1972	348,555.41
Other Statutory Expenditures				Taxes Receivable	54,211.69
MUNICIPAL FUNCTIONS TOTAL	214,278.00			Tax Title Liens	
CAPITAL IMPROVEMENTS *MEMO*	40,000.00			Foreclosed Property	
DEBT SERVICE				Emergencies & Other Deferred Charges	17,290.00
Principal Payments				State Aid Receivable	52,130.35
Interest Payments	360.00			Other Receivables	554.75
DEFERRED CHARGES	5,835.00			Total	472,782.20
SCHOOL, COUNTY, SPECIAL DISTRICT TAXES	767,387.09			LIABILITIES, RESERVES, AND SURPLUS	
RESERVE FOR UNCOLLECTED TAXES	75,171.00			Cash Liabilities	165,474.10
EMERGENCY EMPLOYMENT ACT OF 1971				Reserves for Receivables	54,766.44
EXPENDITURES TOTAL	1,067,031.09			Surplus Dec. 31,	252,541.66
				Total	472,782.20

1713

Population 1970 7,016
 Population 1972 7,190
 S & P Rating
 Moody Rating

General Tax Rate Per \$100. 7.84
 State Equalized Tax Rate 4.82

UPPER PENNS NECK TOWNSHIP — SALEM CO.
 Form of Government:
 Township Committee
 Number of Members on Governing Body 5

PER CAPITA:
 Gross Debt 351.14
 Net Debt 1.06
 Debt Service 1.13
 Total Tax Levy 292.93
 Municipal Expenditures 114.97

PER CENT:
 Gross Debt 6.33
 Net Debt .02
 Tax Levy Collected 90.73
 Tax Levy Cancelled, Abated or Adjusted .06

EXPENDITURES		REVENUES-REALIZED		1972 PROPERTY TAX	
GENERAL GOVERNMENT				STATE EQUALIZED TAX RATE →	
Governing Body & Public Boards	7,500.00	1972 Property Taxes Collected		Local District School Taxes	
Municipal Clerk	2,610.00	1972 Payments in Lieu of Taxes		Regional & Consolidated School Tax	3.21
Financial Administration	10,917.76	Delinquent Tax & Lien Collections		School Taxes in Municipal Budget	
Assessment of Taxes	7,865.19	Business Personalty Replacement Taxes		County Taxes	.97
Collection of Taxes	11,844.92	Taxes from Public Utilities		County Library Taxes	
Planning, Housing & Development	2,376.50	Other Miscellaneous Tax Revenues		Local Municipal Purpose Taxes	.52
Human Resources		State Aid Revenues		Veteran & Senior Citizen Taxes	.12
Elections		Federal Aid Revenues		Total Taxes for Rate Computation	4.82
General Administration (other)	26,798.00	State and Local Fiscal Assistance Act Utilized		Special District Taxes	
JUDICIARY		Sale of Acquired Property		Bank Stock Taxes	667.08
Municipal Courts	12,560.00	Other Miscellaneous Revenues		Added and Omitted Taxes	12,234.52
PUBLIC SAFETY		Other Revenues, Revenue Sharing Tax Effort		Total Taxes Levied - ABSTRACT	2,106,178.98
Fire Protection	19,534.00	Prior Years Surplus Appropriated		Total Taxes Billed	2,109,075.30
Police Protection	200,370.00	REVENUES TOTAL		1972 TAXES COLLECTED	1,912,603.15
Civil Defense & Disaster Control		CAPITAL OUTLAY TOTAL		1972 Taxes Cancelled, Abated or Adjusted	1,370.00
Environmental Inspection & Control	2,200.00			Transfer to Tax Title Liens or Foreclosed	
Other Public Safety				Balance Outstanding Dec. 31, 1972	154,102.15
PUBLIC WORKS				PRIOR YEARS TAXES OUTSTANDING	
Streets and Drainage	180,688.75			Balance January 1, 1972	145,414.49
Sewers and Sewage Processing	15,000.00			Collected in 1972	141,577.95
Garbage and Trash Disposal	47,232.61			Cancelled, Abated or Adjusted 1972	
Public Buildings and Grounds	11,500.00			Transfers to Tax Title Liens or Foreclosed	
Other Public Works				Balance December 31, 1972	3,436.54
HEALTH and WELFARE				TAX TITLE LIENS OUTSTANDING	
Health Services Except Environmental	7,897.58			Balance January 1, 1972	22,798.21
Welfare-Public Assistance	2,215.00			Transfers From Taxes	
Hospitals, Clinics, First Aid	1,200.00			Redeemed in 1972	461.47
Animal, Insect, & Rodent Control	1,200.00			Cancelled, Abated or Adjusted (1972)	1,966.40
Other Welfare Services				Transfers to Foreclosed Property	
RECREATION and CONSERVATION				Balance December 31, 1972	20,370.34
Beaches and Boardwalks				PROPERTY ACQUIRED BY DEED OR	
Parks, Playgrounds, Shade Trees	234.65			FORECLOSURE	
Land Reclamation & Conservation				Balance January 1, 1972	
Other Recreational Services	1,453.00			Transfers From Taxes or Liens	
EDUCATION (excluding schools)				Sale for Cash (1972)	
Libraries	6,000.00			Cancelled, Abated or Adjusted (1972)	
Other Educational Services				Balance December 31, 1972	
STATUTORY EXPENDITURES				CURRENT FINANCES DECEMBER 31, 1972	
Pensions & F. I. C. A.	25,800.00			ASSETS	
Employee Fringe Benefits	10,795.00			Cash Dec. 31, 1972	281,607.02
Other Statutory Expenditures				Taxes Receivable	197,538.69
MUNICIPAL FUNCTIONS TOTAL	615,793.36			Tax Title Liens	20,370.34
CAPITAL IMPROVEMENTS *MEMO*	31,000.00			Foreclosed Property	
DEBT SERVICE				Emergencies & Other Deferred Charges	869.23
Principal Payments	7,600.00			State Aid Receivable	20,853.60
Interest Payments	500.00			Other Receivables	13,888.81
DEFERRED CHARGES	13.29			Total	535,127.69
SCHOOL, COUNTY, SPECIAL DISTRICT TAXES	1,860,515.25			LIABILITIES, RESERVES, AND SURPLUS	
RESERVE FOR UNCOLLECTED TAXES	202,698.12			Cash Liabilities	108,572.25
EMERGENCY EMPLOYMENT ACT OF 1971				Reserves for Receivables	231,797.84
EXPENDITURES TOTAL	2,687,120.02			Surplus Dec. 31,	154,257.60
				Total	535,127.69

1714

Population 1970 2,884
 Population 1972 2,985
 S & P Rating
 Moody Rating

General Tax Rate Per \$100. 3.65
 State Equalized Tax Rate 2.93

UPPER PITTSBORO TOWNSHIP — SALEM CO.
 Form of Government:
 Township Committee
 Number of Members on Governing Body 3

PER CAPITA:
 Gross Debt 67.00
 Net Debt
 Debt Service
 Total Tax Levy 177.68
 Municipal Expenditures 66.98

PER CENT:
 Gross Debt 1.28
 Net Debt
 Tax Levy Collected 90.28
 Tax Levy Cancelled, Abated or Adjusted

EXPENDITURES		REVENUES-REALIZED		1972 PROPERTY TAX	
GENERAL GOVERNMENT		1972 Property Taxes Collected		STATE EQUALIZED TAX RATE 2.02	
Governing Body & Public Boards		478,809.15		Local District School Taxes	
Municipal Clerk	3,500.00	1972 Payments in Lieu of Taxes		Regional & Consolidated School Tax	
Financial Administration	3,200.00	Delinquent Tax & Lien Collections		School Taxes in Municipal Budget	
Assessment of Taxes	3,000.00	Business Personalty Replacement Taxes		County Taxes	
Collection of Taxes	1,200.00	Taxes from Public Utilities		County Library Taxes	
Planning, Housing & Development		Other Miscellaneous Tax Revenues		Local Municipal Purpose Taxes	
Human Resources		State Aid Revenues		Veteran & Senior Citizen Taxes	
Elections		Federal Aid Revenues		Total Taxes for Rate Computation	
General Administration (other)	14,700.00	State and Local Fiscal Assistance Act Utilized		Special District Taxes	
JUDICIARY		Sale of Acquired Property		Bank Stock Taxes	
Municipal Courts	3,900.00	Other Miscellaneous Revenues		Added and Omitted Taxes	
PUBLIC SAFETY		Other Revenues, Revenue Sharing Tax Effort		Total Taxes Levied - ABSTRACT	
Fire Protection	5,800.00	Total		Total Taxes Billed	
Police Protection		Prior Years Surplus Appropriated		1972 TAXES COLLECTED	
Civil Defense & Disaster Control		REVENUES TOTAL		1972 Taxes Cancelled, Abated or Adjusted	
Environmental Inspection & Control	1,400.00	CAPITAL OUTLAY TOTAL		Transfer to Tax Title Liens or Foreclosed	
Other Public Safety		Public Enterprises		Balance Outstanding Dec. 31, 1972	
PUBLIC WORKS		Recreation—Culture		PRIOR YEARS TAXES OUTSTANDING	
Streets and Drainage	35,400.00	Public Works		Balance January 1, 1972	
Sewers and Sewage Processing		Buildings and Grounds		Collected in 1972	
Garbage and Trash Disposal	8,200.00	Library and Education		Cancelled, Abated or Adjusted 1972	
Public Buildings and Grounds	1,500.00	Conservation		Transfers to Tax Title Liens or Foreclosed	
Other Public Works		All Other		Balance December 31, 1972	
HEALTH and WELFARE		CAPITAL DEBT AUTHORIZED, DECEMBER 31, 1972		TAX TITLE LIENS OUTSTANDING	
Health Services Except Environmental	400.00	ISSUED AND UNISSUED GROSS DEBT NET DEBT		Balance January 1, 1972	
Welfare-Public Assistance	600.00	School		Transfers From Taxes	
Hospitals, Clinics, First Aid	300.00	Self-liquidating		Redeemed in 1972	
Animal, Insect, & Rodent Control		Other		Cancelled, Abated or Adjusted (1972)	
Other Welfare Services		Total		Transfers to Foreclosed Property	
RECREATION and CONSERVATION		ISSUED AND OUTSTANDING		Balance December 31, 1972	
Beaches and Boardwalks		School		PROPERTY ACQUIRED BY DEED OR	
Parks, Playgrounds, Shade Trees		Self-Liquidating		FORECLOSURE	
Land Reclamation & Conservation		Other		Balance January 1, 1972	
Other Recreational Services		Total		Transfers From Taxes or Liens	
EDUCATION (excluding schools)		EQUALIZED VALUATION BASIS		Sale for Cash (1972)	
Libraries		FOR NET DEBT COMPUTATION		Cancelled, Abated or Adjusted (1972)	
Other Educational Services	50,000.00	REAL PROPERTY VALUATIONS		Balance December 31, 1972	
STATUTORY EXPENDITURES		Code Class # of Parcels % VAL'N ASSESSED VALUATION		CURRENT FINANCES DECEMBER 31, 1972	
Pensions & F. I. C. A.	2,500.00	1 Vacant Land 192 2.29 321,900.00		ASSETS	
Employee Fringe Benefits		2 Residential 445 35.86 5,032,800.00		Cash Dec. 31, 1972	
Other Statutory Expenditures		3 Farm 837 53.31 7,481,800.00		Taxes Receivable	
MUNICIPAL FUNCTIONS TOTAL	125,800.00	4a Commercial 59 8.54 1,198,400.00		Tax Title Liens	
CAPITAL IMPROVEMENTS *MEMO*	3,000.00	4b Industrial		Foreclosed Property	
DEBT SERVICE		4c Apartments		Emergencies & Other Deferred Charges	
Principal Payments		Total		State Aid Receivable	
Interest Payments		Land Area 40.10 Sq. Miles		Other Receivables	
DEFERRED CHARGES	60.00	Net Valuation Taxable-Municipal		Total	
SCHOOL, COUNTY, SPECIAL DISTRICT TAXES	525,890.87	Net Valuation Taxable-County		LIABILITIES, RESERVES, AND SURPLUS	
RESERVE FOR UNCOLLECTED TAXES	64,061.52	State Equalization Ratio		Cash Liabilities	
EMERGENCY EMPLOYMENT ACT OF 1971				Reserves for Receivables	
EXPENDITURES TOTAL	725,812.39			Surplus Dec. 31,	
				Total	

0263

Population 1970 7,949
 Population 1972 8,090
 S & P Rating
 Moody Rating

General Tax Rate Per \$100.
 3.37
 State Equalized Tax Rate
 3.07

UPPER SADDLE RIVER — BERGEN COUNTY

Form of Government:

Borough Council

Number of Members on Governing Body 6

PER CAPITA:

Gross Debt 746.05
 Net Debt 16.69
 Debt Service 8.44
 Total Tax Levy 535.75
 Municipal Expenditures 144.50

PER CENT:

Gross Debt 4.81
 Net Debt .11
 Tax Levy Collected 96.30
 Tax Levy Cancelled, Abated
 or Adjusted .16

EXPENDITURES		REVENUES-REALIZED		1972 PROPERTY TAX	
GENERAL GOVERNMENT		1972 Property Taxes Collected		STATE EQUALIZED TAX RATE	
Governing Body & Public Boards			4,185,006.45	Local District School Taxes	1.27
Municipal Clerk		1972 Payments in Lieu of Taxes		Regional & Consolidated School Tax	.99
Financial Administration	8,100.00	Delinquent Tax & Lien Collections	209,319.71	School Taxes in Municipal Budget	
Assessment of Taxes	10,045.00	Business Personalty Replacement Taxes	34,214.74	County Taxes	.35
Collection of Taxes	9,815.00	Taxes from Public Utilities	159,248.14	County Library Taxes	
Planning, Housing & Development	7,664.57	Other Miscellaneous Tax Revenues		Local Municipal Purpose Taxes	.43
Human Resources		State Aid Revenues	30,433.02	Veteran & Senior Citizen Taxes	.03
Elections		Federal Aid Revenues	5,394.24	Total Taxes for Rate Computation	3.07
General Administration (other)	121,453.00	State and Local Fiscal Assistance Act Utilized		Special District Taxes	
JUDICIARY		Sale of Acquired Property		Bank Stock Taxes	632.04
Municipal Courts	5,350.00	Other Miscellaneous Revenues	46,296.92	Added and Omitted Taxes	35,272.64
PUBLIC SAFETY		Other Revenues, Revenue Sharing Tax Effort	44,276.91	Total Taxes Levied - ABSTRACT	4,334,238.48
Fire Protection	19,395.00	Total	4,718,190.13	Total Taxes Billed	4,349,654.93
Police Protection	219,625.00	Prior Years Surplus Appropriated	180,000.00	1972 TAXES COLLECTED	4,185,006.45
Civil Defense & Disaster Control	5,000.00	REVENUES TOTAL	4,898,190.13	1972 Taxes Cancelled, Abated or Adjusted	6,517.49
Environmental Inspection & Control	6,172.07	CAPITAL OUTLAY TOTAL	59,517.91	Transfer to Tax Title Liens or Foreclosed	8,863.10
Other Public Safety				Balance Outstanding Dec. 31, 1972	145,067.89
PUBLIC WORKS				PRIOR YEARS TAXES OUTSTANDING	
Streets and Drainage	121,604.00	Public Enterprises		Balance January 1, 1972	144,522.27
Sewers and Sewage Processing		Recreation—Culture		Collected in 1972	139,986.27
Garbage and Trash Disposal	124,500.00	Public Works	57,395.00	Cancelled, Abated or Adjusted 1972	
Public Buildings and Grounds	19,123.00	Buildings and Grounds		Transfers to Tax Title Liens or Foreclosed	4,536.00
Other Public Works	27,481.88	Library and Education	2,122.91	Balance December 31, 1972	
HEALTH and WELFARE		Conservation		TAX TITLE LIENS OUTSTANDING	
Health Services Except Environmental	20,679.40	All Other		Balance January 1, 1972	72,924.28
Welfare-Public Assistance	785.03			Transfers From Taxes	13,957.38
Hospitals, Clinics, First Aid	3,876.00			Redeemed in 1972	69,333.44
Animal, Insect, & Rodent Control				Cancelled, Abated or Adjusted (1972)	
Other Welfare Services				Transfers to Foreclosed Property	
RECREATION and CONSERVATION				Balance December 31, 1972	17,588.22
Beaches and Boardwalks				PROPERTY ACQUIRED BY DEED OR	
Parks, Playgrounds, Shade Trees	12,827.50			FORECLOSURE	
Land Reclamation & Conservation				Balance January 1, 1972	
Other Recreational Services	556.25			Transfers From Taxes or Liens	
EDUCATION (excluding schools)				Sale for Cash (1972)	
Libraries	42,530.21			Cancelled, Abated or Adjusted (1972)	
Other Educational Services				Balance December 31, 1972	
STATUTORY EXPENDITURES				CURRENT FINANCES DECEMBER 31, 1972	
Pensions & F. I. C. A.	40,859.00			ASSETS	
Employee Fringe Benefits				Cash Dec. 31, 1972	502,667.97
Other Statutory Expenditures				Taxes Receivable	145,067.89
MUNICIPAL FUNCTIONS TOTAL	827,442.31			Tax Title Liens	17,588.22
CAPITAL IMPROVEMENTS *MEMO*	75,481.88			Foreclosed Property	
DEBT SERVICE				Emergencies & Other Deferred Charges	20,172.00
Principal Payments	60,000.00			State Aid Receivable	568.00
Interest Payments	8,275.00			Other Receivables	775.60
DEFERRED CHARGES	6,393.21			Total	687,235.68
SCHOOL, COUNTY, SPECIAL DISTRICT TAXES	3,651,890.77			LIABILITIES, RESERVES, AND SURPLUS	
RESERVE FOR UNCOLLECTED TAXES	260,406.38			Cash Liabilities	150,450.53
EMERGENCY EMPLOYMENT ACT OF 1971	6,448.00			Reserves for Receivables	162,431.71
EXPENDITURES TOTAL	4,860,855.67			Surplus Dec. 31,	373,357.44
				Total	687,235.68

0122

Population 1970 10,385
 Population 1972 10,915
 S & P Rating BBB
 Moody Rating BAA

General Tax Rate Per \$100. 3.75
 State Equalized Tax Rate 3.10

VENTNOR CITY — ATLANTIC COUNTY

Form of Government:

Commission (1911)

Number of Members on Governing Body 3

PER CAPITA:

Gross Debt 417.95
 Net Debt 219.81
 Debt Service 28.99
 Total Tax Levy 348.34
 Municipal Expenditures 236.47

PER CENT:

Gross Debt 4.45
 Net Debt 2.34
 Tax Levy Collected 54.93
 Tax Levy Cancelled, Abated or Adjusted

EXPENDITURES		REVENUES-REALIZED		1972 PROPERTY TAX	
GENERAL GOVERNMENT		1972 Property Taxes Collected		STATE EQUALIZED TAX RATE	
Governing Body & Public Boards	28,867.38	1972 Payments in Lieu of Taxes		Local District School Taxes	1,187,715.50
Municipal Clerk	38,730.00	Delinquent Tax & Lien Collections		Regional & Consolidated School Tax	
Financial Administration	27,445.00	Business Personalty Replacement Taxes		School Taxes in Municipal Budget	153,645.00
Assessment of Taxes	26,775.00	Taxes from Public Utilities		County Taxes	523,926.35
Collection of Taxes	10,420.00	Other Miscellaneous Tax Revenues		County Library Taxes	18,651.39
Planning, Housing & Development	4,735.00	State Aid Revenues		Local Municipal Purpose Taxes	1,268,407.55
Human Resources	85,276.88	Federal Aid Revenues		Veteran & Senior Citizen Taxes	75,060.00
Elections		State and Local Fiscal Assistance Act Utilized		Total Taxes for Rate Computation	3,767,405.79
General Administration (other)		Sale of Acquired Property		Special District Taxes	
JUDICIARY	12,102.50	Other Miscellaneous Revenues		Bank Stock Taxes	6,484.64
Municipal Courts		Other Revenues, Revenue Sharing Tax Effort		Added and Omitted Taxes	103,329.75
PUBLIC SAFETY	315,410.84	Prior Years Surplus Appropriated		Total Taxes Levied - ABSTRACT	3,802,160.18
Fire Protection	338,595.08	REVENUES TOTAL		Total Taxes Billed	3,802,160.18
Police Protection	250.00	CAPITAL OUTLAY TOTAL		1972 TAXES COLLECTED	3,609,305.23
Civil Defense & Disaster Control	25,810.00	Public Enterprises		1972 Taxes Cancelled, Abated or Adjusted	
Environmental Inspection & Control		Recreation—Culture		Transfer to Tax Title Liens or Foreclosed	
Other Public Safety		Public Works		Balance Outstanding Dec. 31, 1972	192,854.95
PUBLIC WORKS	238,502.82	Buildings and Grounds		PRIOR YEARS TAXES OUTSTANDING	
Streets and Drainage	187,839.11	Library and Education		Balance January 1, 1972	152,296.26
Sewers and Sewage Processing	78,009.48	Conservation		Collected in 1972	146,586.95
Garbage and Trash Disposal	67,405.00	All Other		Cancelled, Abated or Adjusted 1972	
Other Public Works		CAPITAL DEBT AUTHORIZED, DECEMBER 31, 1972		Transfers to Tax Title Liens or Foreclosed	
HEALTH and WELFARE	10,140.00	ISSUED AND UNISSUED		Balance December 31, 1972	5,709.31
Health Services Except Environmental	1,575.00	GROSS DEBT		TAX TITLE LIENS OUTSTANDING	
Welfare-Public Assistance		NET DEBT		Balance January 1, 1972	6,902.52
Hospitals, Clinics, First Aid	3,345.40	SCHOOL		Transfers From Taxes	
Animal, Insect, & Rodent Control		Self-liquidating		Redeemed in 1972	
Other Welfare Services		Other		Cancelled, Abated or Adjusted (1972)	
RECREATION and CONSERVATION	60,758.86	Total		Transfers to Foreclosed Property	
Beaches and Boardwalks	51,683.48	ISSUED AND OUTSTANDING		Balance December 31, 1972	6,902.52
Parks, Playgrounds, Shade Trees		SCHOOL		PROPERTY ACQUIRED BY DEED OR	
Land Reclamation & Conservation	9,435.00	Self-Liquidating		FORECLOSURE	
Other Recreational Services		Other		Balance January 1, 1972	613,450.97
EDUCATION (excluding schools)	19,338.50	Total		Transfers From Taxes or Liens	
Libraries		EQUALIZED VALUATION BASIS		Sale for Cash (1972)	260,370.97
Other Educational Services		FOR NET DEBT COMPUTATION		Cancelled, Abated or Adjusted (1972)	
STATUTORY EXPENDITURES	164,670.80	REAL PROPERTY VALUATIONS		Balance December 31, 1972	353,080.00
Pensions & F. I. C. A.	50,318.00	Code Class # of Parcels % VAL'N		CURRENT FINANCES DECEMBER 31, 1972	
Employee Fringe Benefits		ASSESSED VALUATION		ASSETS	
Other Statutory Expenditures		1 Vacant Land 1236 3.49		Cash Dec. 31, 1972	544,179.74
MUNICIPAL FUNCTIONS TOTAL	1,858,075.13	2 Residential 3612 69.37		Taxes Receivable	198,564.26
CAPITAL IMPROVEMENTS *MEMO*	127,233.33	3 Farm		Tax Title Liens	6,902.52
DEBT SERVICE	160,000.00	4a Commercial 156 6.25		Foreclosed Property	353,080.00
Principal Payments	156,436.50	4b Industrial 2 .68		Emergencies & Other Deferred Charges	45,031.30
Interest Payments	149,645.00	4c Apartments 57 20.21		State Aid Receivable	18,806.32
TYPE I SCHL DEBT *MEMO	51,822.30	5063 Total		Other Receivables	2,673.57
DEFERRED CHARGES	2,323,938.24	Land Area 2.10 Sq. Miles		Total	1,169,237.71
SCHOOL, COUNTY, SPECIAL DISTRICT TAXES	184,503.75	Net Valuation Taxable-Municipal		LIABILITIES, RESERVES, AND SURPLUS	
RESERVE FOR UNCOLLECTED TAXES	129,868.91	Net Valuation Taxable-County		Cash Liabilities	273,679.97
EMERGENCY EMPLOYMENT ACT OF 1971	4,505,048.83	State Equalization Ratio		Reserves for Receivables	561,220.35
EXPENDITURES TOTAL				Surplus Dec. 31,	334,237.39
				Total	1,169,237.71

1971/3000

* ABOVE DEBT SERVICE INCLUDES TYPE I SCHOOL DEBT

1922

Population 1970 6,059
 Population 1972 6,900
 S & P Rating
 Moody Rating -

General Tax Rate Per \$100. 5.35
 State Equalized Tax Rate 2.53

VERNON TOWNSHIP — SUSSEX COUNTY

Form of Government:

Township Committee

Number of Members on Governing Body 5

PER CAPITA:

Gross Debt 1,470.36
 Net Debt 798.07
 Debt Service
 Total Tax Levy 616.67
 Municipal Expenditures 145.25

PER CENT:

Gross Debt 8.75
 Net Debt 4.75
 Tax Levy Collected 93.66
 Tax Levy Cancelled, Abated or Adjusted .26

EXPENDITURES		REVENUES-REALIZED		1972 PROPERTY TAX	
GENERAL GOVERNMENT				STATE EQUALIZED TAX RATE 1.68	
Governing Body & Public Boards		1972 Property Taxes Collected	3,985,345.14	Local District School Taxes	2,248,638.88
Municipal Clerk		1972 Payments in Lieu of Taxes		Regional & Consolidated School Tax	
Financial Administration	5,050.00	Delinquent Tax & Lien Collections	286,716.79	School Taxes in Municipal Budget	
Assessment of Taxes	19,400.00	Business Personalty Replacement Taxes	20,786.55	County Taxes	1,231,780.37
Collection of Taxes	24,550.00	Taxes from Public Utilities	106,556.94	County Library Taxes	43,272.08
Planning, Housing & Development	10,100.00	Other Miscellaneous Tax Revenues		Local Municipal Purpose Taxes	437,559.54
Human Resources		State Aid Revenues	40,365.53	Veteran & Senior Citizen Taxes	38,230.00
Elections	1,284.65	Federal Aid Revenues		Total Taxes for Rate Computation	4,055,880.87
General Administration (other)	100,200.00	State and Local Fiscal Assistance Act Utilized		Special District Taxes	
JUDICIARY		Sale of Acquired Property		Bank Stock Taxes	1,928.62
Municipal Courts	6,550.25	Other Miscellaneous Revenues	66,116.44	Added and Omitted Taxes	151,465.77
PUBLIC SAFETY		Other Revenues, Revenue Sharing Tax Effort	68,325.77	Total Taxes Levied - ABSTRACT	4,255,045.26
Fire Protection	16,600.00	Total	4,574,253.16	Total Taxes Billed	4,255,045.26
Police Protection	26,500.00	Prior Years Surplus Appropriated	244,500.00	1972 TAXES COLLECTED	3,985,345.14
Civil Defense & Disaster Control	1,800.00	REVENUES TOTAL	4,818,753.16	1972 Taxes Cancelled, Abated or Adjusted	11,170.13
Environmental Inspection & Control	12,000.00	CAPITAL OUTLAY TOTAL	168,548.50	Transfer to Tax Title Liens or Foreclosed	
Other Public Safety				Balance Outstanding Dec. 31, 1972	258,529.99
PUBLIC WORKS				PRIOR YEARS TAXES OUTSTANDING	
Streets and Drainage	257,500.00	Public Enterprises		Balance January 1, 1972	254,034.67
Sewers and Sewage Processing		Recreation—Culture		Collected in 1972	241,997.71
Garbage and Trash Disposal	12,000.00	Public Works	44,463.60	Cancelled, Abated or Adjusted 1972	
Public Buildings and Grounds	14,400.00	Buildings and Grounds	124,484.90	Transfers to Tax Title Liens or Foreclosed	
Other Public Works	19,200.00	Library and Education		Balance December 31, 1972	12,036.96
HEALTH and WELFARE		Conservation		TAX TITLE LIENS OUTSTANDING	
Health Services Except Environmental	22,518.31	All Other		Balance January 1, 1972	55,779.14
Welfare-Public Assistance	6,350.00			Transfers From Taxes	
Hospitals, Clinics, First Aid	300.00			Redeemed in 1972	44,719.08
Animal, Insect, & Rodent Control	13,049.71			Cancelled, Abated or Adjusted (1972)	
Other Welfare Services				Transfers to Foreclosed Property	
RECREATION and CONSERVATION				Balance December 31, 1972	15,060.06
Beaches and Boardwalks				PROPERTY ACQUIRED BY DEED OR	
Parks, Playgrounds, Shade Trees				FORECLOSURE	
Land Reclamation & Conservation				Balance January 1, 1972	
Other Recreational Services	10,600.00			Transfers From Taxes or Liens	
EDUCATION (excluding schools)				Sale for Cash (1972)	
Libraries	600.00			Cancelled, Abated or Adjusted (1972)	
Other Educational Services				Balance December 31, 1972	
STATUTORY EXPENDITURES				CURRENT FINANCES DECEMBER 31, 1972	
Pensions & F. I. C. A.	17,997.00			ASSETS	
Employee Fringe Benefits	12,000.00			Cash Dec. 31, 1972	827,128.20
Other Statutory Expenditures				Taxes Receivable	270,566.95
MUNICIPAL FUNCTIONS				Tax Title Liens	15,060.06
CAPITAL IMPROVEMENTS	611,450.00			Foreclosed Property	
DEBT SERVICE	120,700.00			Emergencies & Other Deferred Charges	64,500.00
Principal Payments				State Aid Receivable	17,385.78
Interest Payments				Other Receivables	70,515.48
DEFERRED CHARGES	20,500.00			Total	1,265,156.47
SCHOOL, COUNTY, SPECIAL DISTRICT TAXES	3,623,691.33			LIABILITIES, RESERVES, AND SURPLUS	
RESERVE FOR UNCOLLECTED TAXES	370,248.85			Cash Liabilities	286,740.57
EMERGENCY EMPLOYMENT ACT OF 1971				Reserves for Receivables	356,142.49
EXPENDITURES TOTAL	4,625,890.18			Surplus Dec. 31,	622,273.41
				Total	1,265,156.47

0720

Population 1970 15,067
 Population 1972 15,125
 S & P Rating /
 Moody Rating A-1

General Tax Rate Per \$100. 4.45
 State Equalized Tax Rate 3.58

VERONA BOROUGH — ESSEX COUNTY

Form of Government:

Borough Council

Number of Members on Governing Body 6

PER CAPITA: 309.62
 Gross Debt 48.89
 Net Debt 5.45
 Debt Service 451.96
 Total Tax Levy 134.27
 Municipal Expenditures

PER CENT: 3.09
 Gross Debt .49
 Net Debt 97.81
 Tax Levy Collected
 Tax Levy Cancelled, Abated or Adjusted .64

EXPENDITURES		REVENUES-REALIZED		1972 PROPERTY TAX	
GENERAL GOVERNMENT		1972 Property Taxes Collected		STATE EQUALIZED TAX RATE	
Governing Body & Public Boards		6,700,837.96		Local District School Taxes 1.99	
Municipal Clerk	9,650.00	1972 Payments in Lieu of Taxes		Regional & Consolidated School Tax	
Financial Administration	19,343.00	93,601.12		School Taxes in Municipal Budget	
Assessment of Taxes	47,670.00	Business Personalty Replacement Taxes		County Taxes 1.24	
Collection of Taxes	3,615.00	116,198.75		County Library Taxes	
Planning, Housing & Development	700.00	Taxes from Public Utilities		Local Municipal Purpose Taxes .70	
Human Resources	1,583.30	Other Miscellaneous Tax Revenues		Veteran & Senior Citizen Taxes .05	
Elections	120,132.70	State Aid Revenues		Total Taxes for Rate Computation 3.98	
General Administration (other)	21,434.00	Federal Aid Revenues		Special District Taxes	
JUDICIARY		State and Local Fiscal Assistance Act Utilized		Bank Stock Taxes	
Municipal Courts	54,550.00	Sale of Acquired Property		Added and Omitted Taxes	
PUBLIC SAFETY	435,258.34	Other Miscellaneous Revenues		Total Taxes Levied - ABSTRACT	
Fire Protection	800.00	Other Revenues, Revenue Sharing Tax Effort		Total Taxes Billed	
Police Protection		Total		1972 TAXES COLLECTED	
Civil Defense & Disaster Control		Prior Years Surplus Appropriated		1972 Taxes Cancelled, Abated or Adjusted	
Environmental Inspection & Control		REVENUES TOTAL		Transfer to Tax Title Liens or Foreclosed	
Other Public Safety		CAPITAL OUTLAY TOTAL		Balance Outstanding Dec. 31, 1972	
PUBLIC WORKS		Public Enterprises		PRIOR YEARS TAXES OUTSTANDING	
Streets and Drainage	254,581.00	Recreation—Culture		Balance January 1, 1972	
Sewers and Sewage Processing	110,000.00	Public Works		Collected in 1972	
Garbage and Trash Disposal	182,750.66	Buildings and Grounds		Cancelled, Abated or Adjusted 1972	
Public Buildings and Grounds	47,477.00	Library and Education		Transfers to Tax Title Liens or Foreclosed	
Other Public Works		Conservation		Balance December 31, 1972	
HEALTH and WELFARE		All Other		TAX TITLE LIENS OUTSTANDING	
Health Services Except Environmental	68,486.40	CAPITAL DEBT AUTHORIZED, DECEMBER 31, 1972		Balance January 1, 1972	
Welfare—Public Assistance	2,250.00	ISSUED AND UNISSUED GROSS DEBT NET DEBT		Transfers From Taxes	
Hospitals, Clinics, First Aid		School 2,511,000		Redeemed in 1972	
Animal, Insect, & Rodent Control		Self-liquidating 1,486,563		Cancelled, Abated or Adjusted (1972)	
Other Welfare Services		Other 685,412		Transfers to Foreclosed Property	
RECREATION and CONSERVATION		Total 4,682,976		Balance December 31, 1972	
Beaches and Boardwalks	12,485.00	ISSUED AND OUTSTANDING		PROPERTY ACQUIRED BY DEED OR	
Parks, Playgrounds, Shade Trees	10,000.00	School 2,511,000.00		FORECLOSURE	
Land Reclamation & Conservation	76,549.60	Self-Liquidating 1,440,000.00		Balance January 1, 1972	
Other Recreational Services		Other 365,000.00		Transfers From Taxes or Liens	
EDUCATION (excluding schools)		Total 4,316,000.00		Sale for Cash (1972)	
Libraries	56,753.00	EQUALIZED VALUATION BASIS		Cancelled, Abated or Adjusted (1972)	
Other Educational Services		FOR NET DEBT COMPUTATION		Balance December 31, 1972	
STATUTORY EXPENDITURES		REAL PROPERTY VALUATIONS		CURRENT FINANCES DECEMBER 31, 1972	
Pensions & F. I. C. A.	105,873.29	Code Class # of Parcels % VAL'N		ASSETS	
Employee Fringe Benefits	26,150.00	1 Vacant Land 199 2.59		Cash Dec. 31, 1972	
Other Statutory Expenditures		2 Residential 3526 74.24		Taxes Receivable	
MUNICIPAL FUNCTIONS		3 Farm		Tax Title Liens	
CAPITAL IMPROVEMENTS	68,200.00	4a Commercial 134 10.58		Foreclosed Property	
DEBT SERVICE		4b Industrial 6 .86		Emergencies & Other Deferred Charges	
Principal Payments	70,000.00	4c Apartments 20 11.73		State Aid Receivable	
Interest Payments	12,457.00	3885 Total		Other Receivables	
DEFERRED CHARGES	31,022.26	Land Area 2.80 Sq. Miles		Total	
SCHOOL, COUNTY, SPECIAL DISTRICT TAXES	5,568,476.35	Net Valuation Taxable-Municipal		LIABILITIES, RESERVES, AND SURPLUS	
RESERVE FOR UNCOLLECTED TAXES	204,463.14	Net Valuation Taxable-County		Cash Liabilities	
EMERGENCY EMPLOYMENT ACT OF 1971		State Equalization Ratio		Reserves for Receivables	
EXPENDITURES	7,559,311.04			Surplus Dec. 31,	
TOTAL				Total	

1437

Population 1970 1,027
 Population 1972 1,050
 S & P Rating
 Moody Rating

General Tax Rate Per \$100. 9.11
 State Equalized Tax Rate 5.27

VICTORY GARDENS BOROUGH — MORRIS CO.
 Form of Government:
 Borough Council
 Number of Members on Governing Body 6

PER CAPITA:
 Gross Debt 5.33
 Net Debt 5.33
 Debt Service 1.54
 Total Tax Levy 220.10
 Municipal Expenditures 63.21

PER CENT:
 Gross Debt .15
 Net Debt .15
 Tax Levy Collected 97.09
 Tax Levy Cancelled, Abated or Adjusted

EXPENDITURES		REVENUES-REALIZED		1972 PROPERTY TAX	
GENERAL GOVERNMENT				STATE EQUALIZED TAX RATE 3.94	
Governing Body & Public Boards		1972 Property Taxes Collected	225,137.34	Local District School Taxes	174,822.00
Municipal Clerk		1972 Payments in Lieu of Taxes		Regional & Consolidated School Tax	
Financial Administration	1,475.00	Delinquent Tax & Lien Collections	10,733.12	School Taxes in Municipal Budget	
Assessment of Taxes	750.00	Business Personalty Replacement Taxes	1,702.02	County Taxes	15,816.77
Collection of Taxes	486.00	Taxes from Public Utilities	2,810.29	County Library Taxes	1,168.66
Planning, Housing & Development	35.00	Other Miscellaneous Tax Revenues		Local Municipal Purpose Taxes	38,681.65
Human Resources		State Aid Revenues	4,096.81	Veteran & Senior Citizen Taxes	3,520.00
Elections	359.00	Federal Aid Revenues		Total Taxes for Rate Computation	234,005.08
General Administration (other)	11,945.10	State and Local Fiscal Assistance Act Utilized		Special District Taxes	
JUDICIARY		Sale of Acquired Property		Bank Stock Taxes	614.90
Municipal Courts	2,117.59	Other Miscellaneous Revenues	13,930.07	Added and Omitted Taxes	
PUBLIC SAFETY		Other Revenues, Revenue Sharing Tax Effort	1,150.00	Total Taxes Levied - ABSTRACT	231,103.98
Fire Protection	1,800.00	Total	259,559.65	Total Taxes Billed	231,883.18
Police Protection	10,866.25	Prior Years Surplus Appropriated	10,000.00	1972 TAXES COLLECTED	225,137.34
Civil Defense & Disaster Control		REVENUES TOTAL	269,559.65	1972 Taxes Cancelled, Abated or Adjusted	
Environmental Inspection & Control	175.00			Transfer to Tax Title Liens or Foreclosed	
Other Public Safety				Balance Outstanding Dec. 31, 1972	6,745.84
PUBLIC WORKS		CAPITAL OUTLAY		PRIOR YEARS TAXES OUTSTANDING	
Streets and Drainage	6,532.19	Public Enterprises		Balance January 1, 1972	15,670.91
Sewers and Sewage Processing	2,502.50	Recreation—Culture		Collected in 1972	10,733.12
Garbage and Trash Disposal	6,700.00	Public Works		Cancelled, Abated or Adjusted 1972	
Public Buildings and Grounds	4,022.09	Buildings and Grounds		Transfers to Tax Title Liens or Foreclosed	
Other Public Works	1,100.00	Library and Education		Balance December 31, 1972	5,137.79
HEALTH and WELFARE		Conservation		TAX TITLE LIENS OUTSTANDING	
Health Services Except Environmental	290.00	All Other		Balance January 1, 1972	
Welfare-Public Assistance	425.00			Transfers From Taxes	
Hospitals, Clinics, First Aid	700.00	CAPITAL DEBT AUTHORIZED, DECEMBER 31, 1972		Redeemed in 1972	
Animal, Insect, & Rodent Control	220.00	ISSUED AND UNISSUED		Cancelled, Abated or Adjusted (1972)	
Other Welfare Services		School		Transfers to Foreclosed Property	
RECREATION and CONSERVATION		Self-Liquidating		Balance December 31, 1972	
Beaches and Boardwalks		Other	5,600	PROPERTY ACQUIRED BY DEED OR	
Parks, Playgrounds, Shade Trees		Total	5,600	FORECLOSURE	
Land Reclamation & Conservation				Balance January 1, 1972	
Other Recreational Services	525.00	ISSUED AND OUTSTANDING		Transfers From Taxes or Liens	
EDUCATION (excluding schools)		School		Sale for Cash (1972)	
Libraries		Self-Liquidating		Cancelled, Abated or Adjusted (1972)	
Other Educational Services		Other	5,600.00	Balance December 31, 1972	
STATUTORY EXPENDITURES		Total	5,600.00	CURRENT FINANCES DECEMBER 31, 1972	
Pensions & F. I. C. A.	1,100.00	EQUALIZED VALUATION BASIS		ASSETS	
Employee Fringe Benefits		FOR NET DEBT COMPUTATION	3,844,216.00	Cash Dec. 31, 1972	103,574.86
Other Statutory Expenditures		REAL PROPERTY VALUATIONS		Taxes Receivable	11,883.63
MUNICIPAL FUNCTIONS		Code Class # of Parcels % VAL'N		Tax Title Liens	
CAPITAL IMPROVEMENTS *MEMO*	54,725.72	1 Vacant Land 3 2.34	59,726.00	Foreclosed Property	
DEBT SERVICE	927.78	2 Residential 203 84.55	2,157,292.00	Emergencies & Other Deferred Charges	877.61
Principal Payments	1,400.00	3 Farm		State Aid Receivable	1,245.00
Interest Payments	214.06	4a Commercial 4 11.44	291,866.00	Other Receivables	3,529.51
DEFERRED CHARGES	263.14	4b Industrial 2 1.67	42,718.00	Total	122,024.61
SCHOOL, COUNTY, SPECIAL DISTRICT TAXES	151,807.43	4c Apartments		LIABILITIES, RESERVES, AND SURPLUS	
RESERVE FOR UNCOLLECTED TAXES	9,667.20	212 Total	2,551,602.00	Cash Liabilities	80,536.25
EMERGENCY EMPLOYMENT ACT OF 1971		Land Area .20 Sq. Miles		Reserves for Receivables	15,823.14
EXPENDITURES TOTAL	258,177.55	Net Valuation Taxable-Municipal	2,571,111.00	Surplus Dec. 31,	25,665.22
		Net Valuation Taxable-County	3,855,270.00	Total	122,024.61
		State Equalization Ratio	57.90		

0614

Population 1970 47,399
 Population 1972 50,995
 S & P Rating AA
 Moody Rating A

General Tax Rate Per \$100. 4.46
 State Equalized Tax Rate 3.55

VINELAND CITY — CUMBERLAND COUNTY

Form of Government:

Mayor-Council Plan A (OMCL50)

Number of Members on Governing Body 5

PER CAPITA:
 Gross Debt 712.07
 Net Debt 121.19
 Debt Service 19.56
 Total Tax Levy 257.42
 Municipal Expenditures 145.58

PER CENT:
 Gross Debt 12.86
 Net Debt 2.19
 Tax Levy Collected 94.26
 Tax Levy Cancelled, Abated or Adjusted .72

EXPENDITURES		REVENUES-REALIZED		1972 PROPERTY TAX	
GENERAL GOVERNMENT		1972 Property Taxes Collected		STATE EQUALIZED TAX RATE	
Governing Body & Public Boards		12,371,671.79		Local District School Taxes	2.13 6,585,556.00
Municipal Clerk				Regional & Consolidated School Tax	
Financial Administration	62,400.00	1972 Payments in Lieu of Taxes		School Taxes in Municipal Budget	.11 366,312.65
Assessment of Taxes	245,500.00	Delinquent Tax & Lien Collections		County Taxes	1.15 3,762,149.74
Collection of Taxes	63,000.00	Business Personalty Replacement Taxes		County Library Taxes	
Planning, Housing & Development	57,300.00	Taxes from Public Utilities		Local Municipal Purpose Taxes	.49 1,608,018.96
Human Resources	500.00	Other Miscellaneous Tax Revenues		Veteran & Senior Citizen Taxes	.07 222,360.00
Elections	42,800.00	State Aid Revenues		Total Taxes for Rate Computation	3.95 12,544,357.35
General Administration (other)	646,300.00	Federal Aid Revenues		Special District Taxes	147,652.30
JUDICIARY		State and Local Fiscal Assistance Act Utilized		Bank Stock Taxes	23,293.61
Municipal Courts	58,300.00	Sale of Acquired Property		Added and Omitted Taxes	233,856.10
PUBLIC SAFETY		Other Miscellaneous Revenues		Total Taxes Levied - ABSTRACT	13,126,879.36
Fire Protection	271,500.00	Other Revenues, Revenue Sharing Tax Effort		Total Taxes Billed	13,124,567.06
Police Protection	1,066,000.00	Total		1972 TAXES COLLECTED	12,371,671.79
Civil Defense & Disaster Control	13,000.00	Prior Years Surplus Appropriated		1972 Taxes Cancelled, Abated or Adjusted	95,056.30
Environmental Inspection & Control	55,633.25	REVENUES TOTAL		Transfer to Tax Title Liens or Foreclosed	65,060.62
Other Public Safety		CAPITAL OUTLAY TOTAL		Balance Outstanding Dec. 31, 1972	588,778.35
PUBLIC WORKS				PRIOR YEARS TAXES OUTSTANDING	
Streets and Drainage	1,202,400.00	Public Enterprises		Balance January 1, 1972	716,503.35
Sewers and Sewage Processing		Recreation—Culture		Collected in 1972	669,341.14
Garbage and Trash Disposal	55,600.00	Public Works		Cancelled, Abated or Adjusted 1972	2,842.55
Public Buildings and Grounds	335,800.00	Buildings and Grounds		Transfers to Tax Title Liens or Foreclosed	35,853.01
Other Public Works		Library and Education		Balance December 31, 1972	8,466.21
HEALTH and WELFARE		Conservation		TAX TITLE LIENS OUTSTANDING	
Health Services Except Environmental	185,000.00	All Other		Balance January 1, 1972	75,660.15
Welfare-Public Assistance	23,900.00	CAPITAL DEBT AUTHORIZED, DECEMBER 31, 1972		Transfers From Taxes	108,633.48
Hospitals, Clinics, First Aid	33,000.00	ISSUED AND UNISSUED GROSS DEBT NET DEBT		Redeemed in 1972	19,731.32
Animal, Insect, & Radent Control	23,800.00	School 5,857,000		Cancelled, Abated or Adjusted (1972)	
Other Welfare Services		Self-liquidating 20,275,000		Transfers to Foreclosed Property	
RECREATION and CONSERVATION		Other 6,180,000		Balance December 31, 1972	164,562.31
Beaches and Boardwalks		Total 36,312,000		PROPERTY ACQUIRED BY DEED OR FORECLOSURE	
Parks, Playgrounds, Shade Trees	133,100.00	ISSUED AND OUTSTANDING		Balance January 1, 1972	158,847.40
Land Reclamation & Conservation	2,200.00	School 5,857,000.00		Transfers From Taxes or Liens	
Other Recreational Services	145,400.00	Self-Liquidating 14,730,000.00		Sale for Cash (1972)	58,072.40
EDUCATION (excluding schools)		Other 5,090,000.00		Cancelled, Abated or Adjusted (1972)	
Libraries	160,900.00	Total 25,677,000.00		Balance December 31, 1972	100,775.00
Other Educational Services	85,251.25	EQUALIZED VALUATION BASIS		CURRENT FINANCES DECEMBER 31, 1972	
STATUTORY EXPENDITURES		FOR NET DEBT COMPUTATION		ASSETS	
Pensions & F. I. C. A.	182,360.71	REAL PROPERTY VALUATIONS		Cash Dec. 31, 1972	2,738,612.42
Employee Fringe Benefits	50,000.00	Code Class # of Parcels % VAL'N		Taxes Receivable	557,244.56
Other Statutory Expenditures		ASSESSED VALUATION		Tax Title Liens	164,562.31
MUNICIPAL FUNCTIONS TOTAL	5,316,545.25	1 Vacant Land 2975 4.45		Foreclosed Property	100,775.00
CAPITAL IMPROVEMENTS *MEMO*	305,225.42	2 Residential 10025 55.49		Emergencies & Other Deferred Charges	223,300.00
DEBT SERVICE		3 Farm 2033 8.79		State Aid Receivable	255,512.86
Principal Payments	460,000.00	4a Commercial 1020 18.89		Other Receivables	5,899.16
Interest Payments	537,344.43	4b Industrial 122 7.22		Total	4,085,506.31
TYPE I SCHL DEBT *MEMO*	672,213.15	4c Apartments 51 5.16		LIABILITIES, RESERVES, AND SURPLUS	
DEFERRED CHARGES	65,350.00	16230 Total		Cash Liabilities	1,303,788.55
SCHOOL, COUNTY, SPECIAL DISTRICT TAXES	11,261,710.69	Land Area 69.50 Sq. Miles		Reserves for Receivables	872,481.03
RESERVE FOR UNCOLLECTED TAXES	847,571.39	Net Valuation Taxable-Municipal		Surplus Dec. 31,	1,512,636.69
EMERGENCY EMPLOYMENT ACT OF 1971	217,231.47	Net Valuation Taxable-County		Total	4,085,506.31
EXPENDITURES TOTAL	18,706,153.27	State Equalization Ratio			
		88.66			

1971/3000

* ABOVE DEBT SERVICE INCLUDES TYPE I SCHCL DEBT

0434

Population 1970 6,214
 Population 1972 7,725
 S & P Rating A
 Moody Rating /

General Tax Rate Per \$100. 4.27
 State Equalized Tax Rate 2.37

VOORHEES TOWNSHIP — CAMDEN COUNTY
Form of Government:
Township Committee
Number of Members on Governing Body 5

PER CAPITA: 876.48
 Gross Debt 249.80
 Net Debt 2.07
 Debt Service 318.94
 Total Tax Levy 86.93
 Municipal Expenditures

PER CENT: 10.36
 Gross Debt 2.95
 Net Debt 96.44
 Tax Levy Collected
 Tax Levy Cancelled, Abated or Adjusted

EXPENDITURES		REVENUES-REALIZED		1972 PROPERTY TAX	
GENERAL GOVERNMENT				STATE EQUALIZED TAX RATE	
Governing Body & Public Boards		1972 Property Taxes Collected	2,368,344.47	Local District School Taxes .88	833,406.00
Municipal Clerk		1972 Payments in Lieu of Taxes		Regional & Consolidated School Tax .48	456,260.68
Financial Administration	10,852.52	Delinquent Tax & Lien Collections	66,734.46	School Taxes in Municipal Budget	
Assessment of Taxes	11,800.00	Business Personalty Replacement Taxes	29,588.57	County Taxes .65	652,130.91
Collection of Taxes	15,843.50	Taxes from Public Utilities	140,033.10	County Library Taxes .01	8,328.71
Planning, Housing & Development	12,765.00	Other Miscellaneous Tax Revenues		Local Municipal Purpose Taxes .25	280,814.28
Human Resources		State Aid Revenues	23,774.27	Veteran & Senior Citizen Taxes .03	31,750.00
Elections	1,200.00	Federal Aid Revenues		Total Taxes for Rate Computation 2.38	2,262,690.58
General Administration (other)	63,955.00	State and Local Fiscal Assistance Act Utilized		Special District Taxes	88,770.49
JUDICIARY		Sale of Acquired Property	62,772.13	Bank Stock Taxes	1,825.72
Municipal Courts	11,010.00	Other Miscellaneous Revenues	81,520.83	Added and Omitted Taxes	142,258.55
PUBLIC SAFETY		Other Revenues, Revenue Sharing Tax Effort	2,772,777.83	Total Taxes Levied - ABSTRACT	2,463,835.34
Fire Protection	158,553.75	Total	2,772,777.83	Total Taxes Billed	2,455,644.70
Police Protection	1,000.00	Prior Years Surplus Appropriated	80,000.00	1972 TAXES COLLECTED	2,368,344.47
Civil Defense & Disaster Control	3,850.00	REVENUES TOTAL	2,852,777.83	1972 Taxes Cancelled, Abated or Adjusted	
Environmental Inspection & Control		CAPITAL OUTLAY TOTAL	204,032.60	Transfer to Tax Title Liens or Foreclosed	5,621.10
Other Public Safety				Balance Outstanding Dec. 31, 1972	77,679.13
PUBLIC WORKS				PRIOR YEARS TAXES OUTSTANDING	
Streets and Drainage	89,655.87	Public Enterprises		Balance January 1, 1972	63,265.37
Sewers and Sewage Processing		Recreation—Culture		Collected in 1972	57,166.84
Garbage and Trash Disposal	34,121.51	Public Works	204,032.60	Cancelled, Abated or Adjusted 1972	
Public Buildings and Grounds	10,600.00	Buildings and Grounds		Transfers to Tax Title Liens or Foreclosed	5,016.04
Other Public Works		Library and Education		Balance December 31, 1972	1,082.49
HEALTH and WELFARE		Conservation		TAX TITLE LIENS OUTSTANDING	
Health Services Except Environmental	2,410.00	All Other		Balance January 1, 1972	24,614.97
Welfare-Public Assistance	1,000.00	CAPITAL DEBT AUTHORIZED, DECEMBER 31, 1972		Transfers From Taxes	15,227.75
Hospitals, Clinics, First Aid		ISSUED AND UNISSUED		Redeemed in 1972	9,567.62
Animal, Insect, & Rodent Control		School	4,768,852	Cancelled, Abated or Adjusted (1972)	
Other Welfare Services		Self-liquidating	1,878,000	Transfers to Foreclosed Property	
RECREATION and CONSERVATION		Other	123,970	Balance December 31, 1972	30,375.10
Beaches and Boardwalks		Total	6,770,822	PROPERTY ACQUIRED BY DEED OR FORECLOSURE	
Parks, Playgrounds, Shade Trees	22,435.00	ISSUED AND OUTSTANDING		Balance January 1, 1972	20,670.00
Land Reclamation & Conservation		School	2,618,852.75	Transfers From Taxes or Liens	
Other Recreational Services	1,500.00	Self-Liquidating	1,878,000.00	Sale for Cash (1972)	
EDUCATION (excluding schools)		Other	123,970.00	Cancelled, Abated or Adjusted (1972)	
Libraries	7,355.00	Total	4,620,822.75	Balance December 31, 1972	20,670.00
Other Educational Services		EQUALIZED VALUATION BASIS FOR NET DEBT COMPUTATION	65,341,801.00	CURRENT FINANCES DECEMBER 31, 1972	
STATUTORY EXPENDITURES		REAL PROPERTY VALUATIONS		ASSETS	
Pensions & F. I. C. A.	24,000.00	Code Class # of Parcels % VAL'N		Cash Dec. 31, 1972	582,508.61
Employee Fringe Benefits	10,949.25	1 Vacant Land 465 5.05	2,655,750.00	Taxes Receivable	78,761.62
Other Statutory Expenditures		2 Residential 1542 41.13	21,610,400.00	Tax Title Liens	30,375.10
MUNICIPAL FUNCTIONS		3 Farm 65 1.39	731,050.00	Foreclosed Property	20,670.00
CAPITAL IMPROVEMENTS		4a Commercial 95 39.97	21,004,950.00	Emergencies & Other Deferred Charges	12,620.56
DEBT SERVICE		4b Industrial 21 1.93	1,012,350.00	State Aid Receivable	18,243.72
Principal Payments	11,640.00	4c Apartments 12 10.53	5,532,100.00	Other Receivables	15,016.93
Interest Payments	4,360.00	2200 Total	52,546,600.00	Total	758,196.54
DEFERRED CHARGES		Land Area 11.61 Sq. Miles		LIABILITIES, RESERVES, AND SURPLUS	
SCHOOL, COUNTY, SPECIAL DISTRICT TAXES	2,038,896.79	Net Valuation Taxable-Municipal	52,993,536.00	Cash Liabilities	361,135.38
RESERVE FOR UNCOLLECTED TAXES	104,719.51	Net Valuation Taxable-County	64,543,159.00	Reserves for Receivables	144,823.65
EMERGENCY EMPLOYMENT ACT OF 1971		State Equalization Ratio	55.67	Surplus Dec. 31,	252,237.51
EXPENDITURES				Total	758,196.54
TOTAL	2,710,403.57				

0264

Population 1970 12,313
 Population 1972 12,475
 S & P Rating BAA
 Moody Rating

General Tax Rate Per \$100. 5.25
 State Equalized Tax Rate 4.47

WALDWICK BOROUGH — BERGEN COUNTY

Form of Government:

Borough Council

Number of Members on Governing Body 6

PER CAPITA:

Gross Debt 631.96
 Net Debt 398.82
 Debt Service 43.25
 Total Tax Levy 400.83
 Municipal Expenditures 151.19

PER CENT:

Gross Debt 7.58
 Net Debt 4.79
 Tax Levy Collected 98.06
 Tax Levy Cancelled, Abated or Adjusted .28

EXPENDITURES		REVENUES-REALIZED		1972 PROPERTY TAX	
GENERAL GOVERNMENT				STATE EQUALIZED TAX RATE 4.47	
Governing Body & Public Boards	1,200.00	1972 Property Taxes Collected	4,511,298.94	Local District School Taxes 2.77	3,132,019.22
Municipal Clerk		1972 Payments in Lieu of Taxes		Regional & Consolidated School Tax	
Financial Administration	3,330.00	Delinquent Tax & Lien Collections	77,271.32	School Taxes in Municipal Budget	
Assessment of Taxes	10,650.00	Business Personalty Replacement Taxes	49,105.29	County Taxes .36	407,559.50
Collection of Taxes	20,150.00	Taxes from Public Utilities	142,057.68	County Library Taxes	
Planning, Housing & Development	4,525.00	Other Miscellaneous Tax Revenues		Local Municipal Purpose Taxes 1.28	1,447,816.72
Human Resources	6,000.00	State Aid Revenues	75,932.19	Veteran & Senior Citizen Taxes .06	71,440.00
Elections	1,125.00	Federal Aid Revenues	51,922.16	Total Taxes for Rate Computation 4.47	5,059,235.44
General Administration (other)	108,225.00	State and Local Fiscal Assistance Act Utilized		Special District Taxes	
JUDICIARY		Sale of Acquired Property	850.00	Bank Stock Taxes	3,270.06
Municipal Courts	7,000.00	Other Miscellaneous Revenues	77,956.45	Added and Omitted Taxes	9,254.98
PUBLIC SAFETY		Other Revenues, Revenue Sharing Tax Effort	34,228.14	Total Taxes Levied - ABSTRACT	5,000,320.48
Fire Protection	43,745.00	Total	5,420,622.17	Total Taxes Billed	5,008,713.20
Police Protection	258,400.00	Prior Years Surplus Appropriated	153,000.00	1972 TAXES COLLECTED	4,511,298.94
Civil Defense & Disaster Control	200.00	REVENUES TOTAL	5,573,622.17	1972 Taxes Cancelled, Abated or Adjusted	14,064.46
Environmental Inspection & Control	4,700.00	CAPITAL OUTLAY TOTAL	102,648.26	Transfer to Tax Title Liens or Foreclosed	3,219.22
Other Public Safety				Balance Outstanding Dec. 31, 1972	80,130.58
PUBLIC WORKS				PRIOR YEARS TAXES OUTSTANDING	
Streets and Drainage	332,818.00	Public Enterprises	2,621.89	Balance January 1, 1972	71,578.70
Sewers and Sewage Processing	30,700.00	Recreation—Culture	5,387.69	Collected in 1972	71,150.84
Garbage and Trash Disposal	178,000.00	Public Works	94,091.33	Cancelled, Abated or Adjusted 1972	
Public Buildings and Grounds	54,075.00	Buildings and Grounds	547.35	Transfers to Tax Title Liens or Foreclosed	29.70
Other Public Works	10,000.00	Library and Education		Balance December 31, 1972	398.16
HEALTH and WELFARE		Conservation		TAX TITLE LIENS OUTSTANDING	
Health Services Except Environmental	35,764.50	All Other		Balance January 1, 1972	13,606.83
Welfare-Public Assistance	1,000.00	CAPITAL DEBT AUTHORIZED, DECEMBER 31, 1972		Transfers From Taxes	2,529.37
Hospitals, Clinics, First Aid		ISSUED AND UNISSUED		Redeemed in 1972	6,120.48
Animal, Insect, & Rodent Control	400.00	School	2,835,000	Cancelled, Abated or Adjusted (1972)	
Other Welfare Services		Self-liquidating	57,145	Transfers to Foreclosed Property	1,487.95
RECREATION and CONSERVATION		Other	4,987,549	Balance December 31, 1972	8,527.77
Beaches and Boardwalks		Total	7,883,695	PROPERTY ACQUIRED BY DEED OR FORECLOSURE	
Parks, Playgrounds, Shade Trees	47,700.00	ISSUED AND OUTSTANDING		Balance January 1, 1972	26,111.74
Land Reclamation & Conservation	25,146.00	School	2,835,000.00	Transfers From Taxes or Liens	2,223.26
Other Recreational Services	500.00	Self-Liquidating	3,000.00	Sale for Cash (1972)	850.00
EDUCATION (excluding schools)		Other	4,850,000.00	Cancelled, Abated or Adjusted (1972)	1,400.00
Libraries	46,000.00	Total	7,692,000.00	Balance December 31, 1972	26,085.00
Other Educational Services		EQUALIZED VALUATION BASIS		CURRENT FINANCES DECEMBER 31, 1972	
STATUTORY EXPENDITURES		FOR NET DEBT COMPUTATION	103,949,525.67	ASSETS	
Pensions & F. I. C. A.	46,051.80	REAL PROPERTY VALUATIONS		Cash Dec. 31, 1972	406,609.61
Employee Fringe Benefits	12,500.00	Code Class # of Parcels % VAL'N		Taxes Receivable	80,528.74
Other Statutory Expenditures		1 Vacant Land 216 2.50	2,387,100.00	Tax Title Liens	8,527.77
MUNICIPAL FUNCTIONS TOTAL	1,294,045.70	2 Residential 2567 88.64	84,487,100.00	Foreclosed Property	26,085.00
CAPITAL IMPROVEMENTS *MEMO*	51,200.00	3 Farm 7 .09	81,650.00	Emergencies & Other Deferred Charges	7,200.00
DEBT SERVICE		4a Commercial 86 6.87	6,548,300.00	State Aid Receivable	54,204.34
Principal Payments	210,000.00	4b Industrial 11 1.50	1,810,900.00	Other Receivables	31,760.96
Interest Payments	329,490.00	4c Apartments		Total	614,916.42
DEFERRED CHARGES	8,511.00	3287 Total	95,315,050.00	LIABILITIES, RESERVES, AND SURPLUS	
SCHOOL, COUNTY, SPECIAL DISTRICT TAXES	3,535,578.72	Land Area 2.40 Sq. Miles		Cash Liabilities	238,756.80
RESERVE FOR UNCOLLECTED TAXES	15,204.63	Net Valuation Taxable-Municipal	95,759,646.00	Reserves for Receivables	118,862.08
EMERGENCY EMPLOYMENT ACT OF 1971	28,331.00	Net Valuation Taxable-County	106,532,285.00	Surplus Dec. 31,	257,297.54
EXPENDITURES TOTAL	5,426,061.05	State Equalization Ratio	84.62	Total	614,916.42

1352

Population 1970 16,498
 Population 1972 17,235
 S & P Rating BBB
 Moody Rating BAA

General Tax Rate Per \$100. 4.14
 State Equalized Tax Rate 3.68

WALL TOWNSHIP — MONMOUTH COUNTY
Form of Government:
 Township Committee
 Number of Members on Governing Body 5

PER CAPITA:
 Gross Debt 1,123.24
 Net Debt 514.84
 Debt Service .29
 Total Tax Levy 405.93
 Municipal Expenditures 145.10

PER CENT:
 Gross Debt 11.70
 Net Debt 5.36
 Tax Levy Collected 95.71
 Tax Levy Cancelled, Abated or Adjusted .09

EXPENDITURES		REVENUES-REALIZED		1972 PROPERTY TAX	
GENERAL GOVERNMENT				STATE EQUALIZED TAX RATE →	
Governing Body & Public Boards		1972 Property Taxes Collected	6,656,417.11	Local District School Taxes	2.50
Municipal Clerk		1972 Payments in Lieu of Taxes		Regional & Consolidated School Tax	
Financial Administration	25,153.00	Delinquent Tax & Lien Collections	371,361.66	School Taxes in Municipal Budget	
Assessment of Taxes	42,129.00	Business Personalty Replacement Taxes	93,100.01	County Taxes	.61
Collection of Taxes	38,104.00	Taxes from Public Utilities	634,087.98	County Library Taxes	.02
Planning, Housing & Development	35,250.00	Other Miscellaneous Tax Revenues		Local Municipal Purpose Taxes	.50
Human Resources	200.00	State Aid Revenues	142,616.23	Veteran & Senior Citizen Taxes	.06
Elections	3,500.00	Federal Aid Revenues	61,744.70	Total Taxes for Rate Computation	3.69
General Administration (other)	162,637.00	State and Local Fiscal Assistance Act Utilized		Special District Taxes	
JUDICIARY		Sale of Acquired Property	6,650.00	Bank Stock Taxes	
Municipal Courts	37,520.00	Other Miscellaneous Revenues	295,403.11	Added and Omitted Taxes	
PUBLIC SAFETY		Other Revenues, Revenue Sharing Tax Effort	98,118.72	Total Taxes Levied - ABSTRACT	
Fire Protection	1,750.00	Total	8,395,499.52	Total Taxes Billed	
Police Protection	586,750.00	Prior Years Surplus Appropriated	525,000.00	1972 TAXES COLLECTED	
Civil Defense & Disaster Control	2,000.00	REVENUES TOTAL	8,924,499.52	1972 Taxes Cancelled, Abated or Adjusted	
Environmental Inspection & Control	35,359.00	CAPITAL OUTLAY TOTAL	76,580.62	Transfer to Tax Title Liens or Foreclosed	
Other Public Safety		Public Enterprises	22,750.00	Balance Outstanding Dec. 31, 1972	
PUBLIC WORKS		Recreation—Culture	42,532.68	PRIOR YEARS TAXES OUTSTANDING	
Streets and Drainage	486,445.00	Public Works	11,297.54	Balance January 1, 1972	
Sewers and Sewage Processing		Buildings and Grounds		Collected in 1972	
Garbage and Trash Disposal	51,750.00	Library and Education		Cancelled, Abated or Adjusted 1972	
Public Buildings and Grounds	44,754.00	Conservation		Transfers to Tax Title Liens or Foreclosed	
Other Public Works		All Other		Balance December 31, 1972	
HEALTH and WELFARE				TAX TITLE LIENS OUTSTANDING	
Health Services Except Environmental	24,196.00			Balance January 1, 1972	
Welfare-Public Assistance	4,100.00			Transfers From Taxes	
Hospitals, Clinics, First Aid				Redeemed in 1972	
Animal, Insect, & Rodent Control	4,000.00			Cancelled, Abated or Adjusted (1972)	
Other Welfare Services				Transfers to Foreclosed Property	
RECREATION and CONSERVATION				Balance December 31, 1972	
Beaches and Boardwalks				PROPERTY ACQUIRED BY DEED OR FORECLOSURE	
Parks, Playgrounds, Shade Trees	84,213.00			Balance January 1, 1972	
Land Reclamation & Conservation	10,000.00			Transfers From Taxes or Liens	
Other Recreational Services				Sale for Cash (1972)	
EDUCATION (excluding schools)				Cancelled, Abated or Adjusted (1972)	
Libraries	17,761.00			Balance December 31, 1972	
Other Educational Services				CURRENT FINANCES DECEMBER 31, 1972	
STATUTORY EXPENDITURES				ASSETS	
Pensions & F. I. C. A.	80,470.00			Cash Dec. 31, 1972	
Employee Fringe Benefits	47,822.00			Taxes Receivable	
Other Statutory Expenditures				Tax Title Liens	
MUNICIPAL FUNCTIONS				Foreclosed Property	
CAPITAL IMPROVEMENTS	112,000.00			Emergencies & Other Deferred Charges	
DEBT SERVICE				State Aid Receivable	
Principal Payments	5,000.00			Other Receivables	
Interest Payments				Total	
DEFERRED CHARGES				LIABILITIES, RESERVES, AND SURPLUS	
SCHOOL, COUNTY, SPECIAL DISTRICT TAXES	25,400.00			Cash Liabilities	
RESERVE FOR UNCOLLECTED TAXES	5,934,152.04			Reserves for Receivables	
EMERGENCY EMPLOYMENT ACT OF 1971	54,470.00			Surplus Dec. 31,	
EXPENDITURES TOTAL	8,434,954.04			Total	

0265

Population 1970 **10,284**
 Population 1972 **11,210**
 S & P Rating
 Moody Rating **BAA-1**

General Tax Rate Per \$100. **3.12**
 State Equalized Tax Rate **1.96**

WALLINGTON BOROUGH — BERGEN COUNTY

Form of Government:
 Borough Council
 Number of Members on Governing Body 6

PER CAPITA:
 Gross Debt **213.47**
 Net Debt **66.01**
 Debt Service **5.52**
 Total Tax Levy **172.82**
 Municipal Expenditures **91.55**

PER CENT:
 Gross Debt **2.81**
 Net Debt **.87**
 Tax Levy Collected **98.86**
 Tax Levy Cancelled, Abated or Adjusted **.55**

EXPENDITURES		REVENUES-REALIZED		1972 PROPERTY TAX	
GENERAL GOVERNMENT		1972 Property Taxes Collected		STATE EQUALIZED TAX RATE	
Governing Body & Public Boards		1,919,521.30		Local District School Taxes 1.06	
Municipal Clerk				Regional & Consolidated School Tax	
Financial Administration	10,400.00	1972 Payments in Lieu of Taxes		School Taxes in Municipal Budget	
Assessment of Taxes	4,086.00	Delinquent Tax & Lien Collections		County Taxes .34	
Collection of Taxes	19,108.25	Business Personalty Replacement Taxes		County Library Taxes	
Planning, Housing & Development	5,100.00	Taxes from Public Utilities		Local Municipal Purpose Taxes .48	
Human Resources		Other Miscellaneous Tax Revenues		Veteran & Senior Citizen Taxes .06	
Elections	1,650.00	State Aid Revenues		Total Taxes for Rate Computation 1.94	
General Administration (other)	79,489.35	Federal Aid Revenues		Special District Taxes	
JUDICIARY		State and Local Fiscal Assistance Act Utilized		Bank Stock Taxes	
Municipal Courts	7,918.00	Sale of Acquired Property		Added and Omitted Taxes	
PUBLIC SAFETY		Other Miscellaneous Revenues		Total Taxes Levied - ABSTRACT	
Fire Protection	26,630.00	Other Revenues, Revenue Sharing Tax Effort		Total Taxes Billed	
Police Protection	226,840.00	Total		1972 TAXES COLLECTED	
Civil Defense & Disaster Control	500.00	Prior Years Surplus Appropriated		1972 Taxes Cancelled, Abated or Adjusted	
Environmental Inspection & Control	3,165.00	REVENUES TOTAL		Transfer to Tax Title Liens or Foreclosed	
Other Public Safety		CAPITAL OUTLAY TOTAL		Balance Outstanding Dec. 31, 1972	
PUBLIC WORKS				PRIOR YEARS TAXES OUTSTANDING	
Streets and Drainage	112,976.40	Public Enterprises		Balance January 1, 1972	
Sewers and Sewage Processing	23,602.23	Recreation—Culture		Collected in 1972	
Garbage and Trash Disposal	75,300.00	Public Works		Cancelled, Abated or Adjusted 1972	
Public Buildings and Grounds	18,077.00	Buildings and Grounds		Transfers to Tax Title Liens or Foreclosed	
Other Public Works		Library and Education		Balance December 31, 1972	
HEALTH and WELFARE		Conservation		TAX TITLE LIENS OUTSTANDING	
Health Services Except Environmental	15,396.50	All Other		Balance January 1, 1972	
Welfare—Public Assistance	3,150.00	CAPITAL DEBT AUTHORIZED, DECEMBER 31, 1972		Transfers From Taxes	
Hospitals, Clinics, First Aid		ISSUED AND UNISSUED GROSS DEBT NET DEBT		Redeemed in 1972	
Animal, Insect, & Rodent Control		School 1,642,000		Cancelled, Abated or Adjusted (1972)	
Other Welfare Services		Self-liquidating 179,906		Transfers to Foreclosed Property	
RECREATION and CONSERVATION		Other 571,102		Balance December 31, 1972	
Beaches and Boardwalks		Total 2,393,008		PROPERTY ACQUIRED BY DEED OR	
Parks, Playgrounds, Shade Trees	3,500.00	ISSUED AND OUTSTANDING		FORECLOSURE	
Land Reclamation & Conservation		School 1,642,000.00		Balance January 1, 1972	
Other Recreational Services	16,700.00	Self-Liquidating 176,000.00		Transfers From Taxes or Liens	
EDUCATION (excluding schools)		Other 526,595.00		Sale for Cash (1972)	
Libraries	25,000.00	Total 2,344,595.00		Cancelled, Abated or Adjusted (1972)	
Other Educational Services		EQUALIZED VALUATION BASIS		Balance December 31, 1972	
STATUTORY EXPENDITURES		FOR NET DEBT COMPUTATION		CURRENT FINANCES DECEMBER 31, 1972	
Pensions & F. I. C. A.	47,113.37	REAL PROPERTY VALUATIONS		ASSETS	
Employee Fringe Benefits	15,300.00	Code Class # of Parcels % VAL'N ASSESSED VALUATION		Cash Dec. 31, 1972	
Other Statutory Expenditures		1 Vacant Land 100 1.33 842,600.00		Taxes Receivable	
MUNICIPAL FUNCTIONS	751,002.10	2 Residential 1982 69.74 44,187,170.00		Tax Title Liens	
CAPITAL IMPROVEMENTS	5,000.00	3 Farm 5,236,250.00		Foreclosed Property	
DEBT SERVICE		4a Commercial 95 8.26 5,854,075.00		Emergencies & Other Deferred Charges	
Principal Payments	45,000.00	4b Industrial 26 9.24 7,236,700.00		State Aid Receivable	
Interest Payments	16,829.50	4c Apartments 25 11.42 63,356,795.00		Other Receivables	
DEFERRED CHARGES	3,031.66	2228 Total		Total	
SCHOOL, COUNTY, SPECIAL DISTRICT TAXES	1,427,962.18	Land Area 1.00 Sq. Miles		LIABILITIES, RESERVES, AND SURPLUS	
RESERVE FOR UNCOLLECTED TAXES	58,265.21	Net Valuation Taxable-Municipal		Cash Liabilities	
EMERGENCY EMPLOYMENT ACT OF 1971	152,114.00	Net Valuation Taxable-County		Reserves for Receivables	
EXPENDITURES TOTAL	2,454,204.65	State Equalization Ratio 62.83		Surplus Dec. 31,	
				Total	

1923

Population 1970 384
Population 1972 390
S & P Rating
Moody Rating

General Tax Rate Per \$100. 4.50
State Equalized Tax Rate 2.15

WALPACK TOWNSHIP — SUSSEX COUNTY
Form of Government:
Township Committee
Number of Members on Governing Body 3

PER CAPITA: 35.50
Gross Debt
Net Debt
Debt Service
Total Tax Levy 468.74
Municipal Expenditures 214.97
PER CENT: .12
Gross Debt
Net Debt
Tax Levy Collected 87.25
Tax Levy Cancelled, Abated or Adjusted

EXPENDITURES		REVENUES-REALIZED		1972 PROPERTY TAX	
GENERAL GOVERNMENT				STATE EQUALIZED TAX RATE →	
Governing Body & Public Boards		1972 Property Taxes Collected	155,574.65	Local District School Taxes	
Municipal Clerk		1972 Payments in Lieu of Taxes	21,409.46	Regional & Consolidated School Tax 1.30	111,902.49
Financial Administration	3,243.32	Delinquent Tax & Lien Collections	2,066.63	School Taxes in Municipal Budget	
Assessment of Taxes	3,450.00	Business Personalty Replacement Taxes	22,473.07	County Taxes .64	55,255.06
Collection of Taxes	4,141.50	Taxes from Public Utilities	12,784.76	County Library Taxes .02	1,537.49
Planning, Housing & Development		Other Miscellaneous Tax Revenues		Local Municipal Purpose Taxes .15	12,113.23
Human Resources		State Aid Revenues		Veteran & Senior Citizen Taxes .04	3,200.00
Elections		Federal Aid Revenues		Total Taxes for Rate Computation 2.15	185,408.27
General Administration (other)	10,277.73	State and Local Fiscal Assistance Act Utilized		Special District Taxes	
JUDICIARY		Sale of Acquired Property	3,925.86	Bank Stock Taxes	
Municipal Courts		Other Miscellaneous Revenues	500.00	Added and Omitted Taxes	598.82
PUBLIC SAFETY		Other Revenues, Revenue Sharing Tax Effort	222,734.43	Total Taxes Levied - ABSTRACT	182,807.09
Fire Protection	325.00	Prior Years Surplus Appropriated	25,000.00	Total Taxes Billed	182,807.09
Police Protection	200.00	REVENUES TOTAL	247,734.43	1972 TAXES COLLECTED	159,574.65
Civil Defense & Disaster Control	100.00			1972 Taxes Cancelled, Abated or Adjusted	
Environmental Inspection & Control	200.00	CAPITAL OUTLAY TOTAL	1,475.00	Transfer to Tax Title Liens or Foreclosed	
Other Public Safety				Balance Outstanding Dec. 31, 1972	23,232.44
PUBLIC WORKS				PRIOR YEARS TAXES OUTSTANDING	
Streets and Drainage	21,639.10	Public Enterprises		Balance January 1, 1972	25,835.58
Sewers and Sewage Processing		Recreation—Culture		Collected in 1972	19,113.64
Garbage and Trash Disposal	735.00	Public Works	1,475.00	Cancelled, Abated or Adjusted 1972	
Public Buildings and Grounds		Buildings and Grounds		Transfers to Tax Title Liens or Foreclosed	
Other Public Works		Library and Education		Balance December 31, 1972	10,722.34
HEALTH and WELFARE		Conservation		TAX TITLE LIENS OUTSTANDING	
Health Services Except Environmental	200.00	All Other		Balance January 1, 1972	15,690.33
Welfare-Public Assistance	25.00			Transfers From Taxes	
Hospitals, Clinics, First Aid		CAPITAL DEBT AUTHORIZED, DECEMBER 31, 1972		Redeemed in 1972	2,255.82
Animal, Insect, & Rodent Control		ISSUED AND UNISSUED		Cancelled, Abated or Adjusted (1972)	
Other Welfare Services		School	13,845	Transfers to Foreclosed Property	
RECREATION and CONSERVATION		Self-liquidating		Balance December 31, 1972	12,394.51
Beaches and Boardwalks		Other		PROPERTY ACQUIRED BY DEED OR FORECLOSURE	
Parks, Playgrounds, Shade Trees		Total	13,845	Balance January 1, 1972	3,100.00
Land Reclamation & Conservation				Transfers From Taxes or Liens	
Other Recreational Services		ISSUED AND OUTSTANDING		Sale for Cash (1972)	
EDUCATION (excluding schools)		School	13,845.43	Cancelled, Abated or Adjusted (1972)	
Libraries		Self-liquidating		Balance December 31, 1972	3,100.00
Other Educational Services		Other		CURRENT FINANCES DECEMBER 31, 1972	
STATUTORY EXPENDITURES		Total	13,845.43	ASSETS	
Pensions & F. I. C. A.	1,100.00	EQUALIZED VALUATION BASIS		Cash Dec. 31, 1972	47,189.16
Employee Fringe Benefits		FOR NET DEBT COMPUTATION	11,150,852.67	Taxes Receivable	33,954.78
Other Statutory Expenditures		REAL PROPERTY VALUATIONS		Tax Title Liens	13,354.51
MUNICIPAL FUNCTIONS	45,737.05	Code Class # of Parcels % VAL'N		Foreclosed Property	3,100.00
CAPITAL IMPROVEMENTS		1 Vacant Land 650 18.89	770,430.00	Emergencies & Other Deferred Charges	983.32
DEBT SERVICE		2 Residential 272 54.92	2,235,560.00	State Aid Receivable	9,764.75
Principal Payments		3 Farm 31 18.42	751,190.00	Other Receivables	364.40
Interest Payments		4a Commercial 10 7.78	317,240.00	Total	108,750.92
DEFERRED CHARGES	100.00	4b Industrial		LIABILITIES, RESERVES, AND SURPLUS	
SCHOOL, COUNTY, SPECIAL DISTRICT TAXES	169,055.04	4c Apartments		Cash Liabilities	5,211.17
RESERVE FOR UNCOLLECTED TAXES	38,000.00	Land Area 24.10 Sq. Miles		Reserves for Receivables	50,813.69
EMERGENCY EMPLOYMENT ACT OF 1971		Net Valuation Taxable-Municipal	4,121,373.00	Surplus Dec. 31,	48,626.06
EXPENDITURES		Net Valuation Taxable-County	6,852,213.00	Total	108,750.92
TOTAL	252,532.09	State Equalization Ratio	47.87		

1613

Population 1970 8,636
 Population 1972 9,300
 S & P Rating
 Moody Rating

General Tax Rate Per \$100. 4.10
 State Equalized Tax Rate 3.62

WANAQUE BOROUGH — PASSAIC COUNTY
 Form of Government:
 Borough Council
 Number of Members on Governing Body 6

PER CAPITA:
 Gross Debt 691.40
 Net Debt 220.39
 Debt Service 5.01
 Total Tax Levy 299.09
 Municipal Expenditures 120.16

PER CENT:
 Gross Debt 9.63
 Net Debt 3.07
 Tax Levy Collected 94.04
 Tax Levy Cancelled, Abated or Adjusted .28

EXPENDITURES		REVENUES-REALIZED		1972 PROPERTY TAX	
GENERAL GOVERNMENT				STATE EQUALIZED TAX RATE	
Governing Body & Public Boards				Local District School Taxes 1.31	1,001,523.50
Municipal Clerk				Regional & Consolidated School Tax .95	729,143.15
Financial Administration	12,450.00	1972 Property Taxes Collected	2,621,132.98	School Taxes in Municipal Budget	
Assessment of Taxes	8,396.40	1972 Payments in Lieu of Taxes		County Taxes .64	453,446.33
Collection of Taxes	22,801.00	Delinquent Tax & Lien Collections	153,421.34	County Library Taxes	
Planning, Housing & Development	10,488.00	Business Personalty Replacement Taxes	77,738.70	Local Municipal Purpose Taxes .66	505,135.48
Human Resources		Taxes from Public Utilities	99,622.87	Veteran & Senior Citizen Taxes .08	63,170.00
Elections	2,800.00	Other Miscellaneous Tax Revenues		Total Taxes for Rate Computation 3.64	2,752,418.46
General Administration (other)	156,005.00	State Aid Revenues	35,891.15	Special District Taxes	
JUDICIARY		Federal Aid Revenues	50,177.31	Bank Stock Taxes	1,929.43
Municipal Courts	6,429.00	State and Local Fiscal Assistance Act Utilized		Added and Omitted Taxes	50,374.67
PUBLIC SAFETY		Sale of Acquired Property		Total Taxes Levied - ABSTRACT	2,781,552.56
Fire Protection	28,062.10	Other Miscellaneous Revenues	112,439.93	Total Taxes Billed	2,787,339.74
Police Protection	204,699.33	Other Revenues, Revenue Sharing Tax Effort	82,768.12	1972 TAXES COLLECTED	2,621,132.98
Civil Defense & Disaster Control	1,080.00	Total	3,233,192.40	1972 Taxes Cancelled, Abated or Adjusted	7,860.36
Environmental Inspection & Control	10,579.00	Prior Years Surplus Appropriated	130,000.00	Transfer to Tax Title Liens or Foreclosed	28,245.98
Other Public Safety		REVENUES TOTAL	3,363,192.40	Balance Outstanding Dec. 31, 1972	130,100.42
PUBLIC WORKS		CAPITAL OUTLAY TOTAL	73,682.69	PRIOR YEARS TAXES OUTSTANDING	
Streets and Drainage	99,519.45	Public Enterprises	10,076.06	Balance January 1, 1972	180,842.15
Sewers and Sewage Processing		Recreation—Culture	5,192.50	Collected in 1972	143,410.98
Garbage and Trash Disposal	90,126.00	Public Works	39,190.13	Cancelled, Abated or Adjusted 1972	539.39
Public Buildings and Grounds	15,847.00	Buildings and Grounds	19,224.00	Transfers to Tax Title Liens or Foreclosed	19,719.42
Other Public Works		Library and Education		Balance December 31, 1972	17,172.40
HEALTH and WELFARE		Conservation		TAX TITLE LIENS OUTSTANDING	
Health Services Except Environmental	20,708.00	All Other		Balance January 1, 1972	24,540.66
Welfare-Public Assistance	2,220.00			Transfers From Taxes	50,139.77
Hospitals, Clinics, First Aid	2,000.00			Redeemed in 1972	10,010.36
Animal, Insect, & Rodent Control	680.00			Cancelled, Abated or Adjusted (1972)	
Other Welfare Services				Transfers to Foreclosed Property	
RECREATION and CONSERVATION				Balance December 31, 1972	64,670.07
Beaches and Boardwalks				PROPERTY ACQUIRED BY DEED OR FORECLOSURE	
Parks, Playgrounds, Shade Trees	21,611.75			Balance January 1, 1972	166,065.00
Land Reclamation & Conservation	22,747.00			Transfers From Taxes or Liens	
Other Recreational Services	1,100.00			Sale for Cash (1972)	
EDUCATION (excluding schools)				Cancelled, Abated or Adjusted (1972)	
Libraries	33,500.00			Balance December 31, 1972	166,065.00
Other Educational Services				CURRENT FINANCES DECEMBER 31, 1972	
STATUTORY EXPENDITURES				ASSETS	
Pensions & F. I. C. A.	37,912.26			Cash Dec. 31, 1972	558,229.52
Employee Fringe Benefits	17,321.94			Taxes Receivable	147,272.82
Other Statutory Expenditures				Tax Title Liens	64,670.07
MUNICIPAL FUNCTIONS TOTAL	825,483.23			Foreclosed Property	166,065.00
CAPITAL IMPROVEMENTS *MEMO*	81,900.00			Emergencies & Other Deferred Charges	57,788.77
DEBT SERVICE				State Aid Receivable	49,674.86
Principal Payments	32,000.00			Other Receivables	49,201.34
Interest Payments	14,600.50			Total	1,093,002.38
DEFERRED CHARGES	21,340.86			LIABILITIES, RESERVES, AND SURPLUS	
SCHOOL, COUNTY, SPECIAL DISTRICT TAXES	2,224,112.98			Cash Liabilities	466,685.41
RESERVE FOR UNCOLLECTED TAXES	192,598.41			Reserves for Receivables	427,209.23
EMERGENCY EMPLOYMENT ACT OF 1971	27,430.31			Surplus Dec. 31,	159,107.74
EXPENDITURES TOTAL	3,341,566.29			Total	1,093,002.38

1971/3000

1924

Population 1970 4,325
 Population 1972 4,665
 S & P Rating
 Moody Rating

General Tax Rate Per \$100. 3.67
 State Equalized Tax Rate 3.00

WANTAGE TOWNSHIP — SUSSEX COUNTY

Form of Government:

Township Committee

Number of Members on Governing Body 3

PER CAPITA:

Gross Debt 187.12
 Net Debt 13.72
 Debt Service
 Total Tax Levy 495.99
 Municipal Expenditures 151.74

PER CENT:

Gross Debt 1.64
 Net Debt .12
 Tax Levy Collected 91.68
 Tax Levy Cancelled, Abated or Adjusted

EXPENDITURES		REVENUES-REALIZED		1972 PROPERTY TAX	
GENERAL GOVERNMENT				STATE EQUALIZED TAX RATE →	
Governing Body & Public Boards		1972 Property Taxes Collected	2,121,246.35	Local District School Taxes	
Municipal Clerk		1972 Payments in Lieu of Taxes		Regional & Consolidated School Tax	1.65
Financial Administration	9,650.00	Delinquent Tax & Lien Collections	173,193.50	School Taxes in Municipal Budget	
Assessment of Taxes	13,400.00	Business Personalty Replacement Taxes	45,517.49	County Taxes	.80
Collection of Taxes	16,300.00	Taxes from Public Utilities	79,521.67	County Library Taxes	.03
Planning, Housing & Development	2,225.00	Other Miscellaneous Tax Revenues		Local Municipal Purpose Taxes	.45
Human Resources		State Aid Revenues	36,990.22	Veteran & Senior Citizen Taxes	.03
Elections	1,400.00	Federal Aid Revenues		Total Taxes for Rate Computation	3.00
General Administration (other)	54,110.00	State and Local Fiscal Assistance Act Utilized		Special District Taxes	
JUDICIARY		Sale of Acquired Property		Bank Stock Taxes	351.60
Municipal Courts	6,300.00	Other Miscellaneous Revenues	51,315.02	Added and Omitted Taxes	41,570.86
PUBLIC SAFETY		Other Revenues, Revenue Sharing Tax Effort	19,876.87	Total Taxes Levied - ABSTRACT	2,313,772.57
Fire Protection	11,450.00	Total	2,527,661.52	Total Taxes Billed	2,313,772.57
Police Protection	1,000.00	Prior Years Surplus Appropriated	125,000.00	1972 TAXES COLLECTED	2,121,246.35
Civil Defense & Disaster Control		REVENUES TOTAL	2,652,661.52	1972 Taxes Cancelled, Abated or Adjusted	
Environmental Inspection & Control	7,310.00	CAPITAL OUTLAY TOTAL	46,433.56	Transfer to Tax Title Liens or Foreclosed	
Other Public Safety				Balance Outstanding Dec. 31, 1972	192,526.22
PUBLIC WORKS				PRIOR YEARS TAXES OUTSTANDING	
Streets and Drainage	214,900.00	Public Enterprises		Balance January 1, 1972	165,896.82
Sewers and Sewage Processing		Recreation—Culture		Collected in 1972	163,573.28
Garbage and Trash Disposal	8,125.00	Public Works	46,433.56	Cancelled, Abated or Adjusted 1972	
Public Buildings and Grounds	9,300.00	Buildings and Grounds		Transfers to Tax Title Liens or Foreclosed	
Other Public Works		Library and Education		Balance December 31, 1972	6,323.54
HEALTH and WELFARE		Conservation		TAX TITLE LIENS OUTSTANDING	
Health Services Except Environmental	4,950.00	All Other		Balance January 1, 1972	45,659.03
Welfare-Public Assistance	450.00			Transfers From Taxes	
Hospitals, Clinics, First Aid	2,000.00			Redeemed in 1972	5,620.62
Animal, Insect, & Rodent Control	1,450.00			Cancelled, Abated or Adjusted (1972)	
Other Welfare Services				Transfers to Foreclosed Property	
RECREATION and CONSERVATION				Balance December 31, 1972	40,038.41
Beaches and Boardwalks				PROPERTY ACQUIRED BY DEED OR FORECLOSURE	
Parks, Playgrounds, Shade Trees				Balance January 1, 1972	1,000.00
Land Reclamation & Conservation				Transfers From Taxes or Liens	
Other Recreational Services	1,800.00			Sale for Cash (1972)	
EDUCATION (excluding schools)				Cancelled, Abated or Adjusted (1972)	
Libraries	2,000.00			Balance December 31, 1972	1,000.00
Other Educational Services				CURRENT FINANCES DECEMBER 31, 1972	
STATUTORY EXPENDITURES				ASSETS	
Pensions & F. I. C. A.	13,700.00			Cash Dec. 31, 1972	403,267.32
Employee Fringe Benefits	8,915.00			Taxes Receivable	198,849.76
Other Statutory Expenditures				Tax Title Liens	40,038.41
MUNICIPAL FUNCTIONS				Foreclosed Property	1,000.00
CAPITAL IMPROVEMENTS *MEMO*	59,000.00			Emergencies & Other Deferred Charges	28,950.00
DEBT SERVICE				State Aid Receivable	14,501.52
Principal Payments				Other Receivables	33,639.49
Interest Payments				Total	720,246.50
DEFERRED CHARGES				LIABILITIES, RESERVES, AND SURPLUS	
SCHOOL, COUNTY, SPECIAL DISTRICT TAXES	27,128.82			Cash Liabilities	83,106.16
RESERVE FOR UNCOLLECTED TAXES	1,927,260.10			Reserves for Receivables	273,527.66
EMERGENCY EMPLOYMENT ACT OF 1971	250,000.00			Surplus Dec. 31,	363,612.68
EXPENDITURES TOTAL	2,635,123.92			Total	720,246.50

1971/3000

1820

Population 1970 8,592
 Population 1972 8,975
 S & P Rating /
 Moody Rating BAA

General Tax Rate Per \$100. 7.93
 State Equalized Tax Rate 3.32

WARREN TOWNSHIP — SOMERSET COUNTY
 Form of Government:
 Township Committee
 Number of Members on Governing Body 5

PER CAPITA:
 Gross Debt 1,053.57
 Net Debt 284.38
 Debt Service 5.34
 Total Tax Levy 489.37
 Municipal Expenditures 141.02

PER CENT:
 Gross Debt 8.00
 Net Debt 2.16
 Tax Levy Collected 54.54
 Tax Levy Cancelled, Abated or Adjusted .27

EXPENDITURES		REVENUES-REALIZED		1972 PROPERTY TAX	
GENERAL GOVERNMENT		1972 Property Taxes Collected		STATE EQUALIZED TAX RATE 1.56	
Governing Body & Public Boards		1972 Payments in Lieu of Taxes	4,161,762.22	Local District School Taxes	2,075,305.00
Municipal Clerk	9,500.00	Delinquent Tax & Lien Collections	192,385.10	Regional & Consolidated School Tax	1,112,182.04
Financial Administration	24,600.00	Business Personalty Replacement Taxes	77,637.91	School Taxes in Municipal Budget	
Assessment of Taxes	20,880.00	Taxes from Public Utilities	217,089.46	County Taxes	620,577.67
Collection of Taxes	24,836.00	Other Miscellaneous Tax Revenues	67,885.20	County Library Taxes	28,875.22
Planning, Housing & Development		State Aid Revenues	35,183.00	Local Municipal Purpose Taxes	491,325.56
Human Resources	1,200.00	Federal Aid Revenues		Veteran & Senior Citizen Taxes	48,520.00
Elections	159,069.00	State and Local Fiscal Assistance Act Utilized		Total Taxes for Rate Computation	4,377,189.49
General Administration (other)		Sale of Acquired Property	64,641.37	Special District Taxes	
JUDICIARY	8,500.00	Other Miscellaneous Revenues	61,915.23	Bank Stock Taxes	4,261.20
Municipal Courts		Other Revenues, Revenue Sharing Tax Effort	4,878,499.49	Added and Omitted Taxes	59,144.34
PUBLIC SAFETY	68,800.00	Prior Years Surplus Appropriated	175,000.00	Total Taxes Levied - ABSTRACT	4,392,075.03
Fire Protection	57,600.00	REVENUES TOTAL	5,053,499.49	Total Taxes Billed	4,402,020.03
Police Protection	2,000.00	CAPITAL OUTLAY TOTAL	85,218.87	1972 TAXES COLLECTED	4,161,762.22
Civil Defense & Disaster Control	14,700.00	Public Enterprises	15,086.63	1972 Taxes Cancelled, Abated or Adjusted	11,544.61
Environmental Inspection & Control		Recreation—Culture	837.65	Transfer to Tax Title Liens or Foreclosed	26,359.90
Other Public Safety		Public Works	69,294.59	Balance Outstanding Dec. 31, 1972	201,953.30
PUBLIC WORKS	259,220.00	Buildings and Grounds		PRIOR YEARS TAXES OUTSTANDING	
Streets and Drainage		Library and Education		Balance January 1, 1972	186,463.94
Sewers and Sewage Processing		Conservation		Collected in 1972	167,118.28
Garbage and Trash Disposal	45,215.00	All Other		Cancelled, Abated or Adjusted 1972	50.00
Public Buildings and Grounds		CAPITAL DEBT AUTHORIZED, DECEMBER 31, 1972		Transfers to Tax Title Liens or Foreclosed	12,912.88
Other Public Works		ISSUED AND UNISSUED		Balance December 31, 1972	8,382.78
HEALTH and WELFARE	18,800.00	School	6,850,781	TAX TITLE LIENS OUTSTANDING	
Health Services Except Environmental	2,880.00	Self-liquidating	2,605,000	Balance January 1, 1972	56,567.32
Welfare-Public Assistance		Other	5,455,781	Transfers From Taxes	40,550.61
Hospitals, Clinics, First Aid		Total		Redeemed in 1972	25,266.82
Animal, Insect, & Rodent Control		ISSUED AND OUTSTANDING		Cancelled, Abated or Adjusted (1972)	
Other Welfare Services		School	6,850,781.30	Transfers to Foreclosed Property	
RECREATION and CONSERVATION	1,200.00	Self-Liquidating	2,296,000.00	Balance December 31, 1972	112,291.11
Beaches and Boardwalks	17,000.00	Other	9,146,781.30	PROPERTY ACQUIRED BY DEED OR	
Parks, Playgrounds, Shade Trees		Total		FORECLOSURE	
Land Reclamation & Conservation		EQUALIZED VALUATION BASIS		Balance January 1, 1972	13,150.00
Other Recreational Services		FOR NET DEBT COMPUTATION	118,171,603.67	Transfers From Taxes or Liens	
EDUCATION (excluding schools)	15,500.00	REAL PROPERTY VALUATIONS		Sale for Cash (1972)	
Libraries		Code Class # of Parcels % VAL'N		Cancelled, Abated or Adjusted (1972)	
Other Educational Services		1 Vacant Land 989 9.26		Balance December 31, 1972	13,150.00
STATUTORY EXPENDITURES	27,031.00	2 Residential 2412 76.52		CURRENT FINANCES DECEMBER 31, 1972	
Pensions & F. I. C. A.	5,400.00	3 Farm 55 1.80		ASSETS	
Employee Fringe Benefits		4a Commercial 63 6.20		Cash Dec. 31, 1972	509,991.63
Other Statutory Expenditures		4b Industrial 12 6.23		Taxes Receivable	210,236.08
MUNICIPAL FUNCTIONS	864,531.00	4c Apartments		Tax Title Liens	112,681.11
CAPITAL IMPROVEMENTS	63,500.00	3571 Total	54,843,700.00	Foreclosed Property	13,150.00
DEBT SERVICE	32,000.00	Land Area 15.60 Sq. Miles		Emergencies & Other Deferred Charges	114,249.00
Principal Payments	15,551.75	Net Valuation Taxable-Municipal	55,241,747.00	State Aid Receivable	55,645.00
Interest Payments		Net Valuation Taxable-County	126,280,542.00	Other Receivables	126,019.52
DEFERRED CHARGES	55,162.62	State Equalization Ratio	41.97	Total	1,144,072.34
SCHOOL, COUNTY, SPECIAL DISTRICT TAXES	3,837,339.93			LIABILITIES, RESERVES, AND SURPLUS	
RESERVE FOR UNCOLLECTED TAXES	257,572.68			Cash Liabilities	474,898.68
EMERGENCY EMPLOYMENT ACT OF 1971				Reserves for Receivables	464,186.71
EXPENDITURES TOTAL	5,102,557.98			Surplus Dec. 31,	204,586.55
				Total	1,144,072.34

2121

Population 1970 5,943
 Population 1972 6,120
 S & P Rating
 Moody Rating BAA

General Tax Rate Per \$100. 3.16
 State Equalized Tax Rate 3.36

WASHINGTON BOROUGH — WARREN COUNTY
 Form of Government:
 Mayor-Council Plan E (OMCL50)
 Number of Members on Governing Body 7

PER CAPITA:
 Gross Debt 278.07
 Net Debt 104.25
 Debt Service 11.83
 Total Tax Levy 261.81
 Municipal Expenditures 141.60

PER CENT:
 Gross Debt 4.50
 Net Debt 1.69
 Tax Levy Collected 94.61
 Tax Levy Cancelled, Abated or Adjusted 1.23

EXPENDITURES		REVENUES-REALIZED		1972 PROPERTY TAX	
GENERAL GOVERNMENT				STATE EQUALIZED TAX RATE	
Governing Body & Public Boards		1972 Property Taxes Collected	1,521,481.03	Local District School Taxes .85	409,614.00
Municipal Clerk		1972 Payments in Lieu of Taxes	5,689.36	Regional & Consolidated School Tax 1.08	515,147.81
Financial Administration	3,810.00	Delinquent Tax & Lien Collections	43,515.60	School Taxes in Municipal Budget	
Assessment of Taxes	2,933.24	Business Personalty Replacement Taxes	82,426.57	County Taxes .65	321,655.32
Collection of Taxes	13,248.75	Taxes from Public Utilities	117,026.88	County Library Taxes	
Planning, Housing & Development	2,375.00	Other Miscellaneous Tax Revenues		Local Municipal Purpose Taxes .66	316,143.50
Human Resources		State Aid Revenues	36,582.18	Veteran & Senior Citizen Taxes .08	38,020.00
Elections	1.66	Federal Aid Revenues		Total Taxes for Rate Computation 3.36	1,614,580.63
General Administration (other)	88,542.34	State and Local Fiscal Assistance Act Utilized		Special District Taxes	
JUDICIARY		Sale of Acquired Property		Bank Stock Taxes	10,848.61
Municipal Courts	8,221.00	Other Miscellaneous Revenues	101,084.56	Added and Omitted Taxes	14,856.74
PUBLIC SAFETY		Other Revenues, Revenue Sharing Tax Effort	26,565.83	Total Taxes Levied - ABSTRACT	1,602,265.98
Fire Protection	27,355.00	Total	1,534,372.41	Total Taxes Billed	1,608,181.17
Police Protection	123,723.89	Prior Years Surplus Appropriated	250,000.00	1972 TAXES COLLECTED	1,521,481.03
Civil Defense & Disaster Control	1,840.00	REVENUES TOTAL	2,184,372.41	1972 Taxes Cancelled, Abated or Adjusted	15,811.64
Environmental Inspection & Control	1,610.00	CAPITAL OUTLAY TOTAL	22,891.19	Transfer to Tax Title Liens or Foreclosed	2,048.84
Other Public Safety				Balance Outstanding Dec. 31, 1972	64,839.66
PUBLIC WORKS				PRIOR YEARS TAXES OUTSTANDING	
Streets and Drainage	58,295.58	Public Enterprises	675.00	Balance January 1, 1972	47,078.36
Sewers and Sewage Processing	53,812.49	Recreation—Culture		Collected in 1972	43,507.08
Garbage and Trash Disposal	40,575.86	Public Works	8,394.01	Cancelled, Abated or Adjusted 1972	6.10
Public Buildings and Grounds	41,303.51	Buildings and Grounds	13,822.18	Transfers to Tax Title Liens or Foreclosed	
Other Public Works	251.00	Library and Education		Balance December 31, 1972	3,565.18
HEALTH and WELFARE		Conservation		TAX TITLE LIENS OUTSTANDING	
Health Services Except Environmental	1,400.00	All Other		Balance January 1, 1972	7,557.30
Welfare-Public Assistance	560.00	CAPITAL DEBT AUTHORIZED, DECEMBER 31, 1972		Transfers From Taxes	2,048.84
Hospitals, Clinics, First Aid	1,600.00	ISSUED AND UNISSUED		Redeemed in 1972	8.52
Animal, Insect, & Rodent Control	1,175.00	School	1,063,766	Cancelled, Abated or Adjusted (1972)	
Other Welfare Services		Self-liquidating		Transfers to Foreclosed Property	
RECREATION and CONSERVATION		Other	638,000	Balance December 31, 1972	10,037.62
Beaches and Boardwalks		Total	1,701,766	PROPERTY ACQUIRED BY DEED OR FORECLOSURE	
Parks, Playgrounds, Shade Trees	22,439.37	ISSUED AND OUTSTANDING		Balance January 1, 1972	
Land Reclamation & Conservation		School	1,063,766.03	Transfers From Taxes or Liens	
Other Recreational Services		Self-Liquidating		Sale for Cash (1972)	
EDUCATION (excluding schools)		Other	638,000.00	Cancelled, Abated or Adjusted (1972)	
Libraries	25,044.95	Total	1,701,766.03	Balance December 31, 1972	
Other Educational Services		EQUALIZED VALUATION BASIS		CURRENT FINANCES DECEMBER 31, 1972	
STATUTORY EXPENDITURES		FOR NET DEBT COMPUTATION	37,803,019.33	ASSETS	
Pensions & F. I. C. A.	25,191.00	REAL PROPERTY VALUATIONS		Cash Dec. 31, 1972	674,577.47
Employee Fringe Benefits	9,168.00	Code Class # of Parcels % VAL'N		Taxes Receivable	68,404.84
Other Statutory Expenditures		1 Vacant Land 149 1.21	554,200.00	Tax Title Liens	10,037.62
MUNICIPAL FUNCTIONS	598,522.04	2 Residential 1452 62.40	30,705,210.00	Foreclosed Property	
CAPITAL IMPROVEMENTS	64,700.00	3 Farm 8 1.08	532,200.00	Emergencies & Other Deferred Charges	21,621.76
DEBT SERVICE		4a Commercial 165 20.09	5,886,200.00	State Aid Receivable	58,441.54
Principal Payments	43,000.00	4b Industrial 20 11.52	5,668,400.00	Other Receivables	1,222.00
Interest Payments	25,365.00	4c Apartments 3 3.70	1,820,600.00	Total	834,705.23
DEFERRED CHARGES	36,004.75	1797 Total	49,206,810.00	LIABILITIES, RESERVES, AND SURPLUS	
SCHOOL, COUNTY, SPECIAL DISTRICT TAXES	1,260,417.12	Land Area 1.90 Sq. Miles		Cash Liabilities	498,478.54
RESERVE FOR UNCOLLECTED TAXES	155,690.61	Net Valuation Taxable-Municipal	51,218,163.00	Reserves for Receivables	75,664.46
EMERGENCY EMPLOYMENT ACT OF 1971		Net Valuation Taxable-County	40,037,292.00	Surplus Dec. 31,	256,562.23
EXPENDITURES	2,127,003.53	State Equalization Ratio	106.50	Total	834,705.23

0266

Population 1970 10,577
 Population 1972 10,715
 S & P Rating
 Moody Rating BAA

General Tax Rate Per \$100. 4.56
 State Equalized Tax Rate 3.16

WASHINGTON TOWNSHIP — BERGEN COUNTY

Form of Government:

Mayor-Council Plan E (OMCL50)

Number of Members on Governing Body 5

PER CAPITA:

Gross Debt 1,493.69
 Net Debt 1,092.07
 Debt Service 12.11
 Total Tax Levy 344.59
 Municipal Expenditures 149.28

PER CENT:

Gross Debt 14.91
 Net Debt 10.90
 Tax Levy Collected 98.51
 Tax Levy Cancelled, Abated or Adjusted .26

EXPENDITURES		REVENUES-REALIZED		1972 PROPERTY TAX	
GENERAL GOVERNMENT		1972 Property Taxes Collected		STATE EQUALIZED TAX RATE	
Governing Body & Public Boards	3,050.00	13,287.19		Local District School Taxes	
Municipal Clerk	77,980.00	41,660.79		Regional & Consolidated School Tax	
Financial Administration	1,220.00	14,110.85		School Taxes in Municipal Budget	
Assessment of Taxes	17,150.00	167,395.33		County Taxes	
Collection of Taxes	1,500.00	39,044.10		County Library Taxes	
Planning, Housing & Development	1,575.00	8,752.30		Local Municipal Purpose Taxes	
Human Resources	54,761.00	139,654.02		Veteran & Senior Citizen Taxes	
Elections	7,650.00	53,822.64		Total Taxes for Rate Computation	
General Administration (other)	68,851.00	4,119,758.56		Special District Taxes	
JUDICIARY	311,500.00	270,000.00		Bank Stock Taxes	
Municipal Courts	100.00	1,343,491.45		Added and Omitted Taxes	
PUBLIC SAFETY	280,260.19	1,325,055.40		Total Taxes Levied - ABSTRACT	
Fire Protection	3,000.00	18,396.05		Total Taxes Billed	
Police Protection	26,650.00	11,701,533		1972 TAXES COLLECTED	
Civil Defense & Disaster Control	805.00	11,701,533		1972 Taxes Cancelled, Abated or Adjusted	
Environmental Inspection & Control	1,200.00	10,873,832.71		Transfer to Tax Title Liens or Foreclosed	
Other Public Safety	41,644.00	107,341,865.67		Balance Outstanding Dec. 31, 1972	
PUBLIC WORKS	625.00	74,966,700.00		PRIOR YEARS TAXES OUTSTANDING	
Streets and Drainage	300,000.00	75,216,117.00		Balance January 1, 1972	
Sewers and Sewage Processing	25,450.00	108,752,850.00		Collected in 1972	
Garbage and Trash Disposal	41,644.00	63.83		Cancelled, Abated or Adjusted 1972	
Public Buildings and Grounds	26,650.00	11,701,533		Transfers to Tax Title Liens or Foreclosed	
Other Public Works	805.00	11,701,533		Balance December 31, 1972	
HEALTH and WELFARE	1,200.00	10,873,832.71		TAX TITLE LIENS OUTSTANDING	
Health Services Except Environmental	805.00	10,873,832.71		Balance January 1, 1972	
Welfare-Public Assistance	1,200.00	10,873,832.71		Transfers From Taxes	
Hospitals, Clinics, First Aid	805.00	10,873,832.71		Redeemed in 1972	
Animal, Insect, & Rodent Control	1,200.00	10,873,832.71		Cancelled, Abated or Adjusted (1972)	
Other Welfare Services	805.00	10,873,832.71		Transfers to Foreclosed Property	
RECREATION and CONSERVATION	41,644.00	10,873,832.71		Balance December 31, 1972	
Beaches and Boardwalks	625.00	10,873,832.71		PROPERTY ACQUIRED BY DEED OR FORECLOSURE	
Parks, Playgrounds, Shade Trees	300,000.00	10,873,832.71		Balance January 1, 1972	
Land Reclamation & Conservation	25,450.00	10,873,832.71		Transfers From Taxes or Liens	
Other Recreational Services	41,644.00	10,873,832.71		Sale for Cash (1972)	
EDUCATION (excluding schools)	625.00	10,873,832.71		Cancelled, Abated or Adjusted (1972)	
Libraries	300,000.00	10,873,832.71		Transfers to Foreclosed Property	
Other Educational Services	25,450.00	10,873,832.71		Balance December 31, 1972	
STATUTORY EXPENDITURES	41,644.00	10,873,832.71		CURRENT FINANCES DECEMBER 31, 1972	
Pensions & F. I. C. A.	625.00	10,873,832.71		ASSETS	
Employee Fringe Benefits	300,000.00	10,873,832.71		Cash Dec. 31, 1972	
Other Statutory Expenditures	25,450.00	10,873,832.71		Taxes Receivable	
MUNICIPAL FUNCTIONS	41,644.00	10,873,832.71		Tax Title Liens	
CAPITAL IMPROVEMENTS	625.00	10,873,832.71		Foreclosed Property	
DEBT SERVICE	300,000.00	10,873,832.71		Emergencies & Other Deferred Charges	
Principal Payments	25,450.00	10,873,832.71		State Aid Receivable	
Interest Payments	41,644.00	10,873,832.71		Other Receivables	
DEFERRED CHARGES	625.00	10,873,832.71		Total	
SCHOOL, COUNTY, SPECIAL DISTRICT TAXES	300,000.00	10,873,832.71		LIABILITIES, RESERVES, AND SURPLUS	
RESERVE FOR UNCOLLECTED TAXES	25,450.00	10,873,832.71		Cash Liabilities	
EMERGENCY EMPLOYMENT ACT OF 1971	41,644.00	10,873,832.71		Reserves for Receivables	
EXPENDITURES	625.00	10,873,832.71		Surplus Dec. 31,	
TOTAL	3,117,340.15	10,873,832.71		Total	

0336

Population 1970 673
 Population 1972 650
 S & P Rating
 Moody Rating

General Tax Rate Per \$100. 4.39
 State Equalized Tax Rate 2.68

WASHINGTON TOWNSHIP — BURLINGTON COUNTY
 Form of Government:
 Township Committee
 Number of Members on Governing Body 3

PER CAPITA:
 Gross Debt 107.97
 Net Debt
 Debt Service
 Total Tax Levy 424.79
 Municipal Expenditures 133.70

PER CENT:
 Gross Debt .67
 Net Debt
 Tax Levy Collected 94.71
 Tax Levy Cancelled, Abated or Adjusted

EXPENDITURES		REVENUES-REALIZED		1972 PROPERTY TAX	
GENERAL GOVERNMENT				STATE EQUALIZED TAX RATE 1.74	
Governing Body & Public Boards		1972 Property Taxes Collected	277,608.84	Local District School Taxes	192,016.00
Municipal Clerk		1972 Payments in Lieu of Taxes		Regional & Consolidated School Tax	
Financial Administration	1,750.00	Delinquent Tax & Lien Collections	8,350.77	School Taxes in Municipal Budget	
Assessment of Taxes	8,250.00	Business Personalty Replacement Taxes	12,647.07	County Taxes	50,711.90
Collection of Taxes	1,300.00	Taxes from Public Utilities	15,097.05	County Library Taxes	3,678.50
Planning, Housing & Development	75.00	Other Miscellaneous Tax Revenues	4,636.30	Local Municipal Purpose Taxes	4,780.00
Human Resources		State Aid Revenues	4,431.84	Veteran & Senior Citizen Taxes	3,770.00
Elections		Federal Aid Revenues		Total Taxes for Rate Computation	254,956.40
General Administration (other)	7,000.00	State and Local Fiscal Assistance Act Utilized		Special District Taxes	
JUDICIARY		Sale of Acquired Property	5,073.08	Bank Stock Taxes	
Municipal Courts	650.00	Other Miscellaneous Revenues	3,290.51	Added and Omitted Taxes	1,516.98
PUBLIC SAFETY		Other Revenues, Revenue Sharing Tax Effort	331,135.46	Total Taxes Levied - ABSTRACT	253,103.38
Fire Protection	3,000.00	Total	368,355.46	Total Taxes Billed	277,608.84
Police Protection	1,200.00	Prior Years Surplus Appropriated	37,220.00	1972 TAXES COLLECTED	277,608.84
Civil Defense & Disaster Control	200.00	REVENUES TOTAL		1972 Taxes Cancelled, Abated or Adjusted	
Environmental Inspection & Control	280.00			Transfer to Tax Title Liens or Foreclosed	
Other Public Safety				Balance Outstanding Dec. 31, 1972	15,494.54
PUBLIC WORKS		CAPITAL OUTLAY TOTAL		PRIOR YEARS TAXES OUTSTANDING	
Streets and Drainage	24,100.00	Public Enterprises		Balance January 1, 1972	8,327.66
Sewers and Sewage Processing		Recreation—Culture		Collected in 1972	8,170.77
Garbage and Trash Disposal	2,300.00	Public Works		Cancelled, Abated or Adjusted 1972	
Public Buildings and Grounds	475.00	Buildings and Grounds		Transfers to Tax Title Liens or Foreclosed	
Other Public Works		Library and Education		Balance December 31, 1972	156.85
HEALTH and WELFARE		Conservation		TAX TITLE LIENS OUTSTANDING	
Health Services Except Environmental	350.00	All Other		Balance January 1, 1972	2,665.01
Welfare-Public Assistance	665.00			Transfers From Taxes	
Hospitals, Clinics, First Aid		CAPITAL DEBT AUTHORIZED, DECEMBER 31, 1972		Redeemed in 1972	180.00
Animal, Insect, & Rodent Control	500.00	ISSUED AND UNISSUED		Cancelled, Abated or Adjusted (1972)	
Other Welfare Services		School	74,500	Transfers to Foreclosed Property	
RECREATION and CONSERVATION		Self-liquidating		Balance December 31, 1972	2,485.01
Beaches and Boardwalks		Other		PROPERTY ACQUIRED BY DEED OR	
Parks, Playgrounds, Shade Trees		Total	74,500	FORECLOSURE	
Land Reclamation & Conservation				Balance January 1, 1972	25.00
Other Recreational Services		ISSUED AND OUTSTANDING		Transfers From Taxes or Liens	
EDUCATION (excluding schools)		School		Sale for Cash (1972)	
Libraries		Self-Liquidating		Cancelled, Abated or Adjusted (1972)	
Other Educational Services		Other		Balance December 31, 1972	25.00
STATUTORY EXPENDITURES		Total		CURRENT FINANCES DECEMBER 31, 1972	
Pensions & F. I. C. A.	355.00	EQUALIZED VALUATION BASIS		ASSETS	
Employee Fringe Benefits		FOR NET DEBT COMPUTATION	11,051,461.33	Cash Dec. 31, 1972	188,588.33
Other Statutory Expenditures		REAL PROPERTY VALUATIONS		Taxes Receivable	15,651.43
MUNICIPAL FUNCTIONS	52,550.00	Code Class # of Parcels % VAL'N	ASSESSED VALUATION	Tax Title Liens	2,485.01
CAPITAL IMPROVEMENTS *MEMO*	12,000.00	1 Vacant Land 224 3.58	226,007.00	Foreclosed Property	25.00
DEBT SERVICE		2 Residential 277 40.70	2,568,356.00	Emergencies & Other Deferred Charges	6,850.00
Principal Payments		3 Farm 65 16.13	1,018,199.00	State Aid Receivable	2,450.67
Interest Payments		4a Commercial 11 4.68	295,070.00	Other Receivables	249.73
DEFERRED CHARGES		4b Industrial 6 34.51	2,203,227.00	Total	216,300.17
SCHOOL, COUNTY, SPECIAL DISTRICT TAXES	286,406.40	4c Apartments		LIABILITIES, RESERVES, AND SURPLUS	
RESERVE FOR UNCOLLECTED TAXES	39,300.00	583 Total	6,310,859.00	Cash Liabilities	136,575.55
EMERGENCY EMPLOYMENT ACT OF 1971		Land Area 107.32 Sq. Miles		Reserves for Receivables	18,411.17
EXPENDITURES TOTAL	378,656.40	Net Valuation Taxable-Municipal	6,720,301.00	Surplus Dec. 31,	61,313.45
		Net Valuation Taxable-County	15,359,587.00	Total	216,300.17
		State Equalization Ratio	61.06		

0818

Population 1970 15,741
 Population 1972 16,950
 S & P Rating
 Moody Rating

General Tax Rate Per \$100. 4.66
 State Equalized Tax Rate 3.75

WASHINGTON TOWNSHIP — GLOUCESTER CO.
 Form of Government:
 Township Committee
 Number of Members on Governing Body 5

PER CAPITA:
 Gross Debt 376.99
 Net Debt 17.74
 Debt Service .09
 Total Tax Levy 303.87
 Municipal Expenditures 77.61

PER CENT:
 Gross Debt 5.61
 Net Debt .26
 Tax Levy Collected 54.75
 Tax Levy Cancelled, Abated or Adjusted .35

EXPENDITURES		REVENUES-REALIZED		1972 PROPERTY TAX	
GENERAL GOVERNMENT		1972 Property Taxes Collected		STATE EQUALIZED TAX RATE 2.75	
Governing Body & Public Boards		4,880,127.33		Local District School Taxes	3,718,200.00
Municipal Clerk		1972 Payments in Lieu of Taxes		Regional & Consolidated School Tax	
Financial Administration	10,200.00	265,402.07		School Taxes in Municipal Budget	
Assessment of Taxes	18,150.00	28,823.74		County Taxes	773,276.81
Collection of Taxes	27,325.00	244,502.69		County Library Taxes	
Planning, Housing & Development	22,055.00	Other Miscellaneous Tax Revenues		Local Municipal Purpose Taxes	456,565.97
Human Resources		State Aid Revenues		Veteran & Senior Citizen Taxes	77,340.00
Elections	2,007.00	70,594.32		Total Taxes for Rate Computation	5,065,366.78
General Administration (other)	146,844.00	Federal Aid Revenues		Special District Taxes	
JUDICIARY		State and Local Fiscal Assistance Act Utilized		Bank Stock Taxes	3,430.03
Municipal Courts	22,050.00	Sale of Acquired Property		Added and Omitted Taxes	159,115.79
PUBLIC SAFETY		Other Miscellaneous Revenues		Total Taxes Levied - ABSTRACT	5,150,592.60
Fire Protection	23,950.00	Other Revenues, Revenue Sharing Tax Effort		Total Taxes Billed	5,150,592.60
Police Protection	234,420.00	Prior Years Surplus Appropriated		1972 TAXES COLLECTED	4,880,127.33
Civil Defense & Disaster Control	4,450.00	REVENUES TOTAL		1972 Taxes Cancelled, Abated or Adjusted	18,027.42
Environmental Inspection & Control	8,500.00	CAPITAL OUTLAY TOTAL		Transfer to Tax Title Liens or Foreclosed	17,973.88
Other Public Safety		34,920.00		Balance Outstanding Dec. 31, 1972	234,643.97
PUBLIC WORKS		Public Enterprises		PRIOR YEARS TAXES OUTSTANDING	
Streets and Drainage	214,863.00	Recreation—Culture		Balance January 1, 1972	272,675.74
Sewers and Sewage Processing		Public Works		Collected in 1972	256,751.35
Garbage and Trash Disposal	22,000.00	Buildings and Grounds		Cancelled, Abated or Adjusted 1972	
Public Buildings and Grounds	21,500.00	Library and Education		Transfers to Tax Title Liens or Foreclosed	1,423.03
Other Public Works		Conservation		Balance December 31, 1972	14,705.32
HEALTH and WELFARE		All Other		TAX TITLE LIENS OUTSTANDING	
Health Services Except Environmental	9,500.00	CAPITAL DEBT AUTHORIZED, DECEMBER 31, 1972		Balance January 1, 1972	47,135.81
Welfare-Public Assistance	3,375.00	ISSUED AND UNISSUED GROSS DEBT NET DEBT		Transfers From Taxes	19,427.93
Hospitals, Clinics, First Aid		School 6,360,000 270,662		Redeemed in 1972	8,650.68
Animal, Insect, & Rodent Control	500.00	Self-liquidating 30,000 30,000		Cancelled, Abated or Adjusted (1972)	
Other Welfare Services		Other 6,390,000 300,662		Transfers to Foreclosed Property	
RECREATION and CONSERVATION		ISSUED AND OUTSTANDING		Balance December 31, 1972	57,917.06
Beaches and Boardwalks		School 5,526,000.00		PROPERTY ACQUIRED BY DEED OR	
Parks, Playgrounds, Shade Trees	14,850.00	Self-Liquidating 30,000.00		FORECLOSURE	
Land Reclamation & Conservation		Other 5,556,000.00		Balance January 1, 1972	91,610.00
Other Recreational Services	550.00	EQUALIZED VALUATION BASIS		Transfers From Taxes or Liens	
EDUCATION (excluding schools)		FOR NET DEBT COMPUTATION		Sale for Cash (1972)	
Libraries	5,100.00	REAL PROPERTY VALUATIONS		Cancelled, Abated or Adjusted (1972)	
Other Educational Services		Code Class # of Parcels % VAL'N ASSESSED VALUATION		Balance December 31, 1972	91,610.00
STATUTORY EXPENDITURES		1 Vacant Land 982 6.42 6,633,650.00		CURRENT FINANCES DECEMBER 31, 1972	
Pensions & F. I. C. A.	27,817.55	2 Residential 3735 70.17 72,456,400.00		ASSETS	
Employee Fringe Benefits	13,130.00	3 Farm 346 5.37 5,550,856.00		Cash Dec. 31, 1972	719,078.65
Other Statutory Expenditures		4a Commercial 196 12.58 12,592,500.00		Taxes Receivable	249,349.29
MUNICIPAL FUNCTIONS		4b Industrial 8 .34 353,700.00		Tax Title Liens	57,917.06
CAPITAL IMPROVEMENTS		4c Apartments 4 5.12 5,287,100.00		Foreclosed Property	91,610.00
DEBT SERVICE		5277 Total 103,314,246.00		Emergencies & Other Deferred Charges	1,500.00
Principal Payments		Land Area 21.65 Sq. Miles		State Aid Receivable	15,152.98
Interest Payments	1,553.77	Net Valuation Taxable-Municipal		Other Receivables	80,965.97
DEFERRED CHARGES		Net Valuation Taxable-County		Total	1,215,573.95
SCHOOL, COUNTY, SPECIAL DISTRICT TAXES		State Equalization Ratio		LIABILITIES, RESERVES, AND SURPLUS	
RESERVE FOR UNCOLLECTED TAXES		104,371,034.00		Cash Liabilities	250,012.97
EMERGENCY EMPLOYMENT ACT OF 1971		124,444,215.00		Reserves for Receivables	479,842.32
EXPENDITURES TOTAL	5,806,554.56	77.32		Surplus Dec. 31,	485,718.66
				Total	1,215,573.95

1112

Population 1970 3,311
 Population 1972 3,480
 S & P Rating
 Moody Rating

General Tax Rate Per \$100. 3.58
 State Equalized Tax Rate 2.50

WASHINGTON TOWNSHIP — MERCER COUNTY
 Form of Government:
 Township Committee
 Number of Members on Governing Body 3

PER CAPITA:
 Gross Debt 100.57
 Net Debt
 Debt Service
 Total Tax Levy 326.92
 Municipal Expenditures 144.83

PER CENT:
 Gross Debt 1.09
 Net Debt
 Tax Levy Collected 85.80
 Tax Levy Cancelled, Abated or Adjusted .12

EXPENDITURES		REVENUES-REALIZED		1972 PROPERTY TAX	
GENERAL GOVERNMENT				STATE EQUALIZED TAX RATE 1.49	
Governing Body & Public Boards		1972 Property Taxes Collected	1,021,654.69	Local District School Taxes	633,105.96
Municipal Clerk		1972 Payments in Lieu of Taxes		Regional & Consolidated School Tax	
Financial Administration	5,460.82	Delinquent Tax & Lien Collections	173,349.93	School Taxes in Municipal Budget	
Assessment of Taxes	22,645.00	Business Personalty Replacement Taxes	31,284.12	County Taxes	.80 325,443.88
Collection of Taxes	5,013.18	Taxes from Public Utilities	107,854.29	County Library Taxes	.03 10,933.88
Planning, Housing & Development	9,375.00	Other Miscellaneous Tax Revenues		Local Municipal Purpose Taxes	.15 65,343.38
Human Resources		State Aid Revenues	25,622.81	Veteran & Senior Citizen Taxes	.04 16,180.00
Elections	750.00	Federal Aid Revenues	25,053.00	Total Taxes for Rate Computation	2.51 1,065,007.10
General Administration (other)	35,502.62	State and Local Fiscal Assistance Act Utilized		Special District Taxes	
JUDICIARY		Sale of Acquired Property		Bank Stock Taxes	2,208.62
Municipal Courts	17,286.00	Other Miscellaneous Revenues	42,010.39	Added and Omitted Taxes	66,657.29
PUBLIC SAFETY		Other Revenues, Revenue Sharing Tax Effort	44,192.10	Total Taxes Levied - ABSTRACT	1,137,693.01
Fire Protection	15,919.38	Total	1,471,061.33	Total Taxes Billed	1,137,693.01
Police Protection	32,800.00	Prior Years Surplus Appropriated	58,000.00	1972 TAXES COLLECTED	1,021,654.69
Civil Defense & Disaster Control	500.00	REVENUES TOTAL	1,529,061.33	1972 Taxes Cancelled, Abated or Adjusted	1,407.60
Environmental Inspection & Control	3,571.00			Transfer to Tax Title Liens or Foreclosed	67.33
Other Public Safety		CAPITAL OUTLAY TOTAL	13,755.06	Balance Outstanding Dec. 31, 1972	114,563.35
PUBLIC WORKS				PRIOR YEARS TAXES OUTSTANDING	
Streets and Drainage	82,458.14	Public Enterprises		Balance January 1, 1972	161,381.84
Sewers and Sewage Processing	2,500.00	Recreation—Culture	3,439.80	Collected in 1972	158,703.12
Garbage and Trash Disposal	38,000.00	Public Works	7,895.00	Cancelled, Abated or Adjusted 1972	2,643.52
Public Buildings and Grounds	5,400.00	Buildings and Grounds	620.26	Transfers to Tax Title Liens or Foreclosed	
Other Public Works		Library and Education	1,800.00	Balance December 31, 1972	34.80
HEALTH and WELFARE		Conservation		TAX TITLE LIENS OUTSTANDING	
Health Services Except Environmental	5,800.00	AH Other		Balance January 1, 1972	15,719.49
Welfare-Public Assistance	2,285.00			Transfers From Taxes	67.33
Hospitals, Clinics, First Aid		CAPITAL DEBT AUTHORIZED, DECEMBER 31, 1972		Redeemed in 1972	14,646.81
Animal, Insect, & Rodent Control	500.00	ISSUED AND UNISSUED GROSS DEBT NET DEBT		Cancelled, Abated or Adjusted (1972)	
Other Welfare Services		School 350,000		Transfers to Foreclosed Property	
RECREATION and CONSERVATION		Self-Liquidating		Balance December 31, 1972	1,140.01
Beaches and Boardwalks		Other		PROPERTY ACQUIRED BY DEED OR FORECLOSURE	
Parks, Playgrounds, Shade Trees		Total 350,000		Balance January 1, 1972	1,425.00
Land Reclamation & Conservation	27,056.86	ISSUED AND OUTSTANDING		Transfers From Taxes or Liens	
Other Recreational Services	5,475.00	School 350,000.00		Sale for Cash (1972)	
EDUCATION (excluding schools)		Self-Liquidating		Cancelled, Abated or Adjusted (1972)	
Libraries	6,843.00	Other		Balance December 31, 1972	1,425.00
Other Educational Services		Total 350,000.00		CURRENT FINANCES DECEMBER 31, 1972	
STATUTORY EXPENDITURES		EQUALIZED VALUATION BASIS		ASSETS	
Pensions & F. I. C. A.	7,000.67	FOR NET DEBT COMPUTATION	32,232,384.67	Cash Dec. 31, 1972	557,029.84
Employee Fringe Benefits		REAL PROPERTY VALUATIONS		Taxes Receivable	114,598.19
Other Statutory Expenditures		Code Class # of Parcels % VAL'N ASSESSED VALUATION		Tax Title Liens	1,140.01
MUNICIPAL FUNCTIONS		1 Vacant Land 243 9.43 2,436,700.00		Foreclosed Property	1,425.00
CAPITAL IMPROVEMENTS *MEMO*	41,500.00	2 Residential 675 49.96 12,505,600.00		Emergencies & Other Deferred Charges	19,226.01
DEBT SERVICE		3 Farm 417 17.12 4,422,540.00		State Aid Receivable	68,331.08
Principal Payments		4a Commercial 92 20.32 5,249,760.00		Other Receivables	1,659.00
Interest Payments		4b Industrial 8 2.27 586,100.00		Total	803,409.13
		4c Apartments 1 .89 230,500.00		LIABILITIES, RESERVES, AND SURPLUS	
DEFERRED CHARGES	66.33	1440 Total 25,832,000.00		Cash Liabilities	455,683.49
SCHOOL, COUNTY, SPECIAL DISTRICT TAXES	983,483.72	Land Area 20.70 Sq. Miles		Reserves for Receivables	118,822.20
RESERVE FOR UNCOLLECTED TAXES	167,000.00			Surplus Dec. 31,	228,903.44
EMERGENCY EMPLOYMENT ACT OF 1971		Net Valuation Taxable-Municipal	26,772,663.00	Total	803,409.13
EXPENDITURES TOTAL	1,487,491.72	Net Valuation Taxable-County	34,356,378.00		
		State Equalization Ratio	63.06		

1422

Population 1970 6,962
 Population 1972 7,600
 S & P Rating
 Moody Rating

General Tax Rate Per \$100. 3.51
 State Equalized Tax Rate 3.53

WASHINGTON TOWNSHIP — MORRIS COUNTY

Form of Government:

Township Committee

Number of Members on Governing Body 5

PER CAPITA:
 Gross Debt 588.05
 Net Debt 32.51
 Debt Service 2.19
 Total Tax Levy 444.85
 Municipal Expenditures 155.73

PER CENT:
 Gross Debt 5.50
 Net Debt .30
 Tax Levy Collected 92.09
 Tax Levy Cancelled, Abated or Adjusted 1.48

EXPENDITURES		REVENUES-REALIZED		1972 PROPERTY TAX	
GENERAL GOVERNMENT		1972 Property Taxes Collected		STATE EQUALIZED TAX RATE	
Governing Body & Public Boards			3,115,542.51	Local District School Taxes	1.70
Municipal Clerk				Regional & Consolidated School Tax	.82
Financial Administration	11,446.00	1972 Payments in Lieu of Taxes		School Taxes in Municipal Budget	
Assessment of Taxes	14,605.00	Delinquent Tax & Lien Collections	236,098.78	County Taxes	.42
Collection of Taxes	19,515.00	Business Personalty Replacement Taxes	62,007.58	County Library Taxes	.03
Planning, Housing & Development	24,058.00	Taxes from Public Utilities	158,284.84	Local Municipal Purpose Taxes	.54
Human Resources		Other Miscellaneous Tax Revenues		Veteran & Senior Citizen Taxes	.03
Elections	1,795.00	State Aid Revenues	80,032.78	Total Taxes for Rate Computation	3.54
General Administration (other)	56,515.00	Federal Aid Revenues	20,674.58	Special District Taxes	
JUDICIARY		State and Local Fiscal Assistance Act Utilized		Bank Stock Taxes	655.55
Municipal Courts	8,595.00	Sale of Acquired Property		Added and Omitted Taxes	27,820.67
PUBLIC SAFETY		Other Miscellaneous Revenues	26,614.15	Total Taxes Levied - ABSTRACT	3,380,864.62
Fire Protection	28,635.00	Other Revenues, Revenue Sharing Tax Effort	52,133.64	Total Taxes Billed	3,383,284.87
Police Protection	191,930.55	Total	3,751,388.86	1972 TAXES COLLECTED	3,115,542.51
Civil Defense & Disaster Control	555.00	Prior Years Surplus Appropriated	225,000.00	1972 Taxes Cancelled, Abated or Adjusted	50,221.92
Environmental Inspection & Control	13,237.00	REVENUES TOTAL	3,976,388.86	Transfer to Tax Title Liens or Foreclosed	27,349.02
Other Public Safety		CAPITAL OUTLAY TOTAL	151.00	Balance Outstanding Dec. 31, 1972	190,171.42
PUBLIC WORKS				PRIOR YEARS TAXES OUTSTANDING	
Streets and Drainage	347,675.00	Public Enterprises		Balance January 1, 1972	242,452.20
Sewers and Sewage Processing	2,000.00	Recreation—Culture		Collected in 1972	158,808.98
Garbage and Trash Disposal	5,000.00	Public Works	151.00	Cancelled, Abated or Adjusted 1972	235.85
Public Buildings and Grounds	21,545.00	Buildings and Grounds		Transfers to Tax Title Liens or Foreclosed	6,446.36
Other Public Works	500.00	Library and Education		Balance December 31, 1972	36,561.01
HEALTH and WELFARE		Conservation		TAX TITLE LIENS OUTSTANDING	
Health Services Except Environmental	6,751.00	All Other		Balance January 1, 1972	40,236.83
Welfare-Public Assistance	2,012.00	CAPITAL DEBT AUTHORIZED, DECEMBER 31, 1972		Transfers From Taxes	31,975.25
Hospitals, Clinics, First Aid	1,000.00	ISSUED AND UNISSUED GROSS DEBT NET DEBT		Redeemed in 1972	37,289.80
Animal, Insect, & Rodent Control		School 4,406,390 184,336		Cancelled, Abated or Adjusted (1972)	522.43
Other Welfare Services		Self-liquidating 62,760 62,760		Transfers to Foreclosed Property	7,490.46
RECREATION and CONSERVATION		Other 4,469,150 247,096		Balance December 31, 1972	26,909.39
Beaches and Boardwalks		ISSUED AND OUTSTANDING		PROPERTY ACQUIRED BY DEED OR FORECLOSURE	
Parks, Playgrounds, Shade Trees	1,360.00	School 4,406,390.99		Balance January 1, 1972	72,876.66
Land Reclamation & Conservation	21,694.58	Self-Liquidating 46,094.51		Transfers From Taxes or Liens	20,273.34
Other Recreational Services	5,865.00	Other 4,452,485.50		Sale for Cash (1972)	
EDUCATION (excluding schools)		Total 81,288,785.00		Cancelled, Abated or Adjusted (1972)	
Libraries	5,000.00	EQUALIZED VALUATION BASIS FOR NET DEBT COMPUTATION		Balance December 31, 1972	93,150.00
Other Educational Services		REAL PROPERTY VALUATIONS		CURRENT FINANCES DECEMBER 31, 1972	
STATUTORY EXPENDITURES		Code Class # of Parcels % VAL'N ASSESSED VALUATION		ASSETS	
Pensions & F. I. C. A.	37,500.00	1 Vacant Land 884 11.25 10,678,664.00		Cash Dec. 31, 1972	605,071.05
Employee Fringe Benefits	12,000.00	2 Residential 1512 68.87 65,372,890.00		Taxes Receivable	227,132.43
Other Statutory Expenditures		3 Farm 478 9.69 9,198,750.00		Tax Title Liens	26,909.39
MUNICIPAL FUNCTIONS TOTAL	882,833.13	4a Commercial 63 3.97 3,768,560.00		Foreclosed Property	93,150.00
CAPITAL IMPROVEMENTS *MEMO*	90,515.00	4b Industrial 23 3.87 3,675,800.00		Emergencies & Other Deferred Charges	31,450.00
DEBT SERVICE		4c Apartments 3 2.35 2,231,500.00		State Aid Receivable	32,374.58
Principal Payments	14,440.00	3363 Total 94,526,164.00		Other Receivables	6,406.15
Interest Payments	2,200.00			Total	1,022,493.60
DEFERRED CHARGES	12,000.00	Land Area 45.12 Sq. Miles		LIABILITIES, RESERVES, AND SURPLUS	
SCHOOL, COUNTY, SPECIAL DISTRICT TAXES	2,836,687.49			Cash, Liabilities	206,037.97
RESERVE FOR UNCOLLECTED TAXES	272,057.47	Net Valuation Taxable-Municipal	96,417,738.00	Reserves for Receivables	353,597.97
EMERGENCY EMPLOYMENT ACT OF 1971		Net Valuation Taxable-County	97,865,843.00	Surplus Dec. 31,	462,857.66
EXPENDITURES TOTAL	4,020,218.09	State Equalization Ratio	100.78	Total	1,022,493.60

2122

Population 1970 3,585
 Population 1972 3,720
 S & P Rating
 Moody Rating

General Tax Rate Per \$100. 3.16
 State Equalized Tax Rate 3.00

WASHINGTON TOWNSHIP — WARREN COUNTY
 Form of Government:
 Township Committee
 Number of Members on Governing Body 5

PER CAPITA: 285.95
 Gross Debt
 Net Debt
 Debt Service
 Total Tax Levy 344.91
 Municipal Expenditures 78.49
 PER CENT: 2.74
 Gross Debt
 Net Debt
 Tax Levy Collected 89.13
 Tax Levy Cancelled, Abated or Adjusted 2.08

EXPENDITURES		REVENUES-REALIZED		1972 PROPERTY TAX	
GENERAL GOVERNMENT				STATE EQUALIZED TAX RATE	
Governing Body & Public Boards				Local District School Taxes 1.01	436,128.50
Municipal Clerk				Regional & Consolidated School Tax 1.12	485,618.35
Financial Administration	2,200.00	1972 Property Taxes Collected 1,144,794.45		School Taxes in Municipal Budget	
Assessment of Taxes	3,200.00	1972 Payments in Lieu of Taxes 889.90		County Taxes .76	326,903.75
Collection of Taxes	4,650.00	Delinquent Tax & Lien Collections 106,416.52		County Library Taxes .02	10,693.57
Planning, Housing & Development	4,200.00	Business Personalty Replacement Taxes 43,956.39		Local Municipal Purpose Taxes .03	11,612.51
Human Resources		Taxes from Public Utilities 74,105.90		Veteran & Senior Citizen Taxes .06	26,120.00
Elections		Other Miscellaneous Tax Revenues		Total Taxes for Rate Computation 3.00	1,297,076.68
General Administration (other)	25,025.00	State Aid Revenues 26,632.69		Special District Taxes	
JUDICIARY		Federal Aid Revenues		Bank Stock Taxes	222.18
Municipal Courts	4,350.00	State and Local Fiscal Assistance Act Utilized		Added and Omitted Taxes	11,854.49
PUBLIC SAFETY		Sale of Acquired Property		Total Taxes Levied - ABSTRACT	1,283,073.35
Fire Protection	16,500.00	Other Miscellaneous Revenues 28,992.13		Total Taxes Billed	1,284,462.50
Police Protection	16,900.22	Other Revenues, Revenue Sharing Tax Effort 12,724.63		1972 TAXES COLLECTED	1,144,794.45
Civil Defense & Disaster Control	150.00	Prior Years Surplus Appropriated 59,000.00		1972 Taxes Cancelled, Abated or Adjusted	26,658.72
Environmental Inspection & Control	1,800.00	REVENUES TOTAL 1,497,552.61		Transfer to Tax Title Liens or Foreclosed	711.00
Other Public Safety		CAPITAL OUTLAY TOTAL 3,500.00		Balance Outstanding Dec. 31, 1972	112,298.33
PUBLIC WORKS				PRIOR YEARS TAXES OUTSTANDING	
Streets and Drainage	68,325.00	Public Enterprises		Balance January 1, 1972	115,055.36
Sewers and Sewage Processing		Recreation—Culture		Collected in 1972	106,416.52
Garbage and Trash Disposal	2,000.00	Public Works 3,500.00		Cancelled, Abated or Adjusted 1972	104.13
Public Buildings and Grounds	1,800.00	Buildings and Grounds		Transfers to Tax Title Liens or Foreclosed	253.32
Other Public Works		Library and Education		Balance December 31, 1972	8,281.35
HEALTH and WELFARE		Conservation		TAX TITLE LIENS OUTSTANDING	
Health Services Except Environmental	6,050.00	All Other		Balance January 1, 1972	2,901.84
Welfare-Public Assistance	1,125.00	CAPITAL DEBT AUTHORIZED, DECEMBER 31, 1972		Transfers From Taxes	979.47
Hospitals, Clinics, First Aid	300.00	ISSUED AND UNISSUED GROSS DEBT NET DEBT		Redeemed in 1972	
Animal, Insect, & Rodent Control	1,200.00	School 1,063,717		Cancelled, Abated or Adjusted (1972)	
Other Welfare Services		Self-liquidating		Transfers to Foreclosed Property	
RECREATION and CONSERVATION		Other		Balance December 31, 1972	3,881.31
Beaches and Boardwalks		Total 1,063,717		PROPERTY ACQUIRED BY DEED OR FORECLOSURE	
Parks, Playgrounds, Shade Trees		ISSUED AND OUTSTANDING		Balance January 1, 1972	6,875.00
Land Reclamation & Conservation	300.00	School 1,063,717.57		Transfers From Taxes or Liens	
Other Recreational Services		Self-Liquidating		Sale for Cash (1972)	
EDUCATION (excluding schools)		Other		Cancelled, Abated or Adjusted (1972)	
Libraries		Total 1,063,717.57		Balance December 31, 1972	6,875.00
Other Educational Services		EQUALIZED VALUATION BASIS		CURRENT FINANCES DECEMBER 31, 1972	
STATUTORY EXPENDITURES		FOR NET DEBT COMPUTATION		ASSETS	
Pensions & F. I. C. A.	4,100.00	REAL PROPERTY VALUATIONS		Cash Dec. 31, 1972	512,358.45
Employee Fringe Benefits		Code Class # of Parcels % VAL'N ASSESSED VALUATION		Taxes Receivable	120,579.72
Other Statutory Expenditures		1 Vacant Land 352 7.90 3,180,638.00		Tax Title Liens	3,881.31
MUNICIPAL FUNCTIONS	164,775.22	2 Residential 1064 69.08 27,755,522.00		Foreclosed Property	6,875.00
CAPITAL IMPROVEMENTS	17,748.50	3 Farm 152 10.80 4,346,610.00		Emergencies & Other Deferred Charges	18,421.53
DEBT SERVICE		4a Commercial 44 8.09 3,254,475.00		State Aid Receivable	12,800.00
Principal Payments		4b Industrial 7 3.96 1,594,900.00		Other Receivables	
Interest Payments		4c Apartments 1 .17 67,200.00		Total	674,956.05
DEFERRED CHARGES	6,020.68	1620 Total 40,243,745.00		LIABILITIES, RESERVES, AND SURPLUS	
SCHOOL, COUNTY, SPECIAL DISTRICT TAXES	1,259,344.17	Land Area 18.15 Sq. Miles		Cash Liabilities	403,633.78
RESERVE FOR UNCOLLECTED TAXES	121,183.47	Net Valuation Taxable-Municipal 41,081,133.00		Reserves for Receivables	131,236.03
EMERGENCY EMPLOYMENT ACT OF 1971		Net Valuation Taxable-County 39,466,946.00		Surplus Dec. 31,	139,586.24
EXPENDITURES	1,551,323.54	State Equalization Ratio 95.07		Total	674,956.05

1971/3000

1821

Population 1970 4,750
 Population 1972 4,865
 S & P Rating /
 Moody Rating A

General Tax Rate Per \$100. 7.58
 State Equalized Tax Rate 2.86

WATCHUNG BOROUGH — SOMERSET COUNTY

Form of Government:

Borough Council

Number of Members on Governing Body 6

PER CAPITA:
 Gross Debt 1,143.06
 Net Debt 370.03
 Debt Service 22.43
 Total Tax Levy 623.02
 Municipal Expenditures 203.83

PER CENT:
 Gross Debt 5.57
 Net Debt 1.80
 Tax Levy Collected 97.02
 Tax Levy Cancelled, Abated or Adjusted .88

EXPENDITURES		REVENUES-REALIZED		1972 PROPERTY TAX	
GENERAL GOVERNMENT		1972 Property Taxes Collected		STATE EQUALIZED TAX RATE	
Governing Body & Public Boards		2,543,479.23		Local District School Taxes 1.20	
Municipal Clerk				Regional & Consolidated School Tax .67	
Financial Administration	5,620.00	1972 Payments in Lieu of Taxes		School Taxes in Municipal Budget	
Assessment of Taxes	9,595.00	Delinquent Tax & Lien Collections		County Taxes .53	
Collection of Taxes	13,025.00	Business Personalty Replacement Taxes		County Library Taxes .02	
Planning, Housing & Development	6,150.00	Taxes from Public Utilities		Local Municipal Purpose Taxes .41	
Human Resources		Other Miscellaneous Tax Revenues		Veteran & Senior Citizen Taxes .03	
Elections	750.00	State Aid Revenues		Total Taxes for Rate Computation 2.86	
General Administration (other)	52,225.00	Federal Aid Revenues		Special District Taxes	
JUDICIARY		State and Local Fiscal Assistance Act Utilized		Bank Stock Taxes	
Municipal Courts	16,275.00	Sale of Acquired Property		Added and Omitted Taxes	
PUBLIC SAFETY		Other Miscellaneous Revenues		Total Taxes Levied - ABSTRACT	
Fire Protection	62,551.35	Other Revenues, Revenue Sharing Tax Effort		Total Taxes Billed	
Police Protection	268,500.00	Total		1972 TAXES COLLECTED	
Civil Defense & Disaster Control	50.00	Prior Years Surplus Appropriated		1972 Taxes Cancelled, Abated or Adjusted	
Environmental Inspection & Control	10,300.00	REVENUES TOTAL		Transfer to Tax Title Liens or Foreclosed	
Other Public Safety		CAPITAL OUTLAY TOTAL		Balance Outstanding Dec. 31, 1972	
PUBLIC WORKS				PRIOR YEARS TAXES OUTSTANDING	
Streets and Drainage	111,921.66	Public Enterprises		Balance January 1, 1972	
Sewers and Sewage Processing		Recreation—Culture		Collected in 1972	
Garbage and Trash Disposal	30,000.00	Public Works		Cancelled, Abated or Adjusted 1972	
Public Buildings and Grounds	28,800.00	Buildings and Grounds		Transfers to Tax Title Liens or Foreclosed	
Other Public Works	20,000.00	Library and Education		Balance December 31, 1972	
HEALTH and WELFARE		Conservation		TAX TITLE LIENS OUTSTANDING	
Health Services Except Environmental	7,675.00	All Other		Balance January 1, 1972	
Welfare-Public Assistance	600.00	CAPITAL DEBT AUTHORIZED, DECEMBER 31, 1972		Transfers From Taxes	
Hospitals, Clinics, First Aid	2,500.00	ISSUED AND UNISSUED GROSS DEBT NET DEBT		Redeemed in 1972	
Animal, Insect, & Rodent Control	2,285.00	School 3,547,771		Cancelled, Abated or Adjusted (1972)	
Other Welfare Services		Self-Liquidating 2,013,200		Transfers to Foreclosed Property	
RECREATION and CONSERVATION		Other 5,560,971		Balance December 31, 1972	
Beaches and Boardwalks		Total 5,560,971		PROPERTY ACQUIRED BY DEED OR	
Parks, Playgrounds, Shade Trees	6,000.00	ISSUED AND OUTSTANDING		FORECLOSURE	
Land Reclamation & Conservation		School 3,547,771.99		Balance January 1, 1972	
Other Recreational Services	13,900.00	Self-Liquidating 1,522,000.00		Transfers From Taxes or Liens	
EDUCATION (excluding schools)		Other 5,069,771.99		Sale for Cash (1972)	
Libraries	3,200.00	Total 5,069,771.99		Cancelled, Abated or Adjusted (1972)	
Other Educational Services		EQUALIZED VALUATION BASIS		Balance December 31, 1972	
STATUTORY EXPENDITURES		FOR NET DEBT COMPUTATION		CURRENT FINANCES DECEMBER 31, 1972	
Pensions & F. I. C. A.	45,300.00	REAL PROPERTY VALUATIONS		ASSETS	
Employee Fringe Benefits	17,000.00	Code Class # of Parcels % VAL'N		Cash Dec. 31, 1972	
Other Statutory Expenditures		ASSESSED VALUATION		Taxes Receivable	
MUNICIPAL FUNCTIONS TOTAL	774,623.01	1 Vacant Land 376 8.27		Tax Title Liens	
CAPITAL IMPROVEMENTS *MEMO*	80,000.00	2 Residential 1301 62.43		Foreclosed Property	
DEBT SERVICE		3 Farm 2 .06		Emergencies & Other Deferred Charges	
Principal Payments	40,000.00	4a Commercial 47 18.44		State Aid Receivable	
Interest Payments	69,132.75	4b Industrial 10 10.80		Other Receivables	
DEFERRED CHARGES	19,733.85	4c Apartments 1736		Total	
SCHOOL, COUNTY, SPECIAL DISTRICT TAXES	2,577,722.79	Land Area 6.00 Sq. Miles		LIABILITIES, RESERVES, AND SURPLUS	
RESERVE FOR UNCOLLECTED TAXES	88,145.61	Net Valuation Taxable-Municipal		Cash Liabilities	
EMERGENCY EMPLOYMENT ACT OF 1971		Net Valuation Taxable-County		Reserves for Receivables	
EXPENDITURES TOTAL	3,565,258.01	State Equalization Ratio 37.85		Surplus Dec. 31,	
				Total	

0435

Population 1970 4,073
 Population 1972 4,235
 S & P Rating
 Moody Rating

General Tax Rate Per \$100. 3.72
 State Equalized Tax Rate 3.66

WATERFORD TOWNSHIP — CAMDEN COUNTY
Form of Government:
Township Committee
Number of Members on Governing Body 5

PER CAPITA:
 Gross Debt 262.77
 Net Debt 13.34
 Debt Service 1.63
 Total Tax Levy 269.94
 Municipal Expenditures 121.57

PER CENT:
 Gross Debt 4.45
 Net Debt .23
 Tax Levy Collected 88.04
 Tax Levy Cancelled, Abated or Adjusted 1.45

EXPENDITURES		REVENUES-REALIZED		1972 PROPERTY TAX	
GENERAL GOVERNMENT				STATE EQUALIZED TAX RATE	
Governing Body & Public Boards		1972 Property Taxes Collected	1,007,499.52	Local District School Taxes .95	295,401.50
Municipal Clerk		1972 Payments in Lieu of Taxes		Regional & Consolidated School Tax 1.43	442,734.11
Financial Administration	6,375.00	Delinquent Tax & Lien Collections	84,142.59	School Taxes in Municipal Budget	
Assessment of Taxes	9,875.00	Business Personality Replacement Taxes	12,714.42	County Taxes .85	264,575.30
Collection of Taxes	9,450.00	Taxes from Public Utilities	91,144.66	County Library Taxes	
Planning, Housing & Development	4,300.00	Other Miscellaneous Tax Revenues		Local Municipal Purpose Taxes .34	105,314.25
Human Resources		State Aid Revenues	27,151.14	Veteran & Senior Citizen Taxes .10	31,490.00
Elections	1,400.00	Federal Aid Revenues	115,653.80	Total Taxes for Rate Computation 3.67	1,139,519.16
General Administration (other)	58,000.00	State and Local Fiscal Assistance Act Utilized		Special District Taxes	
JUDICIARY		Sale of Acquired Property		Bank Stock Taxes	3,885.75
Municipal Courts	9,100.00	Other Miscellaneous Revenues	32,715.07	Added and Omitted Taxes	30,864.56
PUBLIC SAFETY		Other Revenues, Revenue Sharing Tax Effort	26,577.96	Total Taxes Levied - ABSTRACT	1,143,179.47
Fire Protection	9,000.00	TOTAL	1,397,595.96	Total Taxes Billed	1,144,317.63
Police Protection	39,380.00	Prior Years Surplus Appropriated	90,000.00	1972 TAXES COLLECTED	1,007,499.52
Civil Defense & Disaster Control	500.00	REVENUES	1,487,595.96	1972 Taxes Cancelled, Abated or Adjusted	16,638.55
Environmental Inspection & Control	1,570.00	CAPITAL OUTLAY	22,248.00	Transfer to Tax Title Liens or Foreclosed	11,568.40
Other Public Safety		TOTAL	22,248.00	Balance Outstanding Dec. 31, 1972	108,610.76
PUBLIC WORKS		Public Enterprises		PRIOR YEARS TAXES OUTSTANDING	
Streets and Drainage	60,330.55	Recreation—Culture		Balance January 1, 1972	91,574.69
Sewers and Sewage Processing		Public Works	15,753.00	Collected in 1972	81,167.30
Garbage and Trash Disposal	20,505.00	Buildings and Grounds	6,455.00	Cancelled, Abated or Adjusted 1972	4,587.66
Public Buildings and Grounds	8,875.00	Library and Education		Transfers to Tax Title Liens or Foreclosed	4,649.73
Other Public Works		Conservation		Balance December 31, 1972	1,170.00
HEALTH and WELFARE		All Other		TAX TITLE LIENS OUTSTANDING	
Health Services Except Environmental	1,750.00	CAPITAL DEBT AUTHORIZED, DECEMBER 31, 1972		Balance January 1, 1972	20,601.48
Welfare-Public Assistance	3,010.00	ISSUED AND UNISSUED		Transfers From Taxes	16,218.13
Hospitals, Clinics, First Aid		School	1,056,332	Redeemed in 1972	2,575.69
Animal, Insect, & Rodent Control		Self-Liquidating	56,500	Cancelled, Abated or Adjusted (1972)	
Other Welfare Services		Other	56,500	Transfers to Foreclosed Property	
RECREATION and CONSERVATION		Total	1,112,832	Balance December 31, 1972	33,843.92
Beaches and Boardwalks		ISSUED AND OUTSTANDING		PROPERTY ACQUIRED BY DEED OR FORECLOSURE	
Parks, Playgrounds, Shade Trees	2,200.00	School	926,332.62	Balance January 1, 1972	43,236.00
Land Reclamation & Conservation	400.00	Self-Liquidating		Transfers From Taxes or Liens	
Other Recreational Services		Other	56,500.00	Sale for Cash (1972)	
EDUCATION (excluding schools)		Total	982,832.62	Cancelled, Abated or Adjusted (1972)	
Libraries	5,000.00	EQUALIZED VALUATION BASIS		Balance December 31, 1972	43,236.00
Other Educational Services		FOR NET DEBT COMPUTATION	25,006,755.33	CURRENT FINANCES DECEMBER 31, 1972	
STATUTORY EXPENDITURES		REAL PROPERTY VALUATIONS		ASSETS	
Pensions & F. I. C. A.	7,780.00	Code Class # of Parcels % VAL'N		Cash Dec. 31, 1972	546,356.99
Employee Fringe Benefits		1 Vacant Land 746 11.26	3,383,150.00	Taxes Receivable	109,780.76
Other Statutory Expenditures		2 Residential 1141 66.02	15,825,200.00	Tax Title Liens	33,843.92
MUNICIPAL FUNCTIONS		3 Farm 145 5.95	1,788,300.00	Foreclosed Property	43,236.00
CAPITAL IMPROVEMENTS		4a Commercial 118 15.45	4,640,700.00	Emergencies & Other Deferred Charges	36,971.43
DEBT SERVICE		4b Industrial 14 1.19	356,700.00	State Aid Receivable	8,000.00
Principal Payments	6,000.00	4c Apartments 1 .12	35,100.00	Other Receivables	4,434.19
Interest Payments	885.00	Total	30,033,150.00	Total	782,663.29
DEFERRED CHARGES		Land Area 36.11 Sq. Miles		LIABILITIES, RESERVES, AND SURPLUS	
SCHOOL, COUNTY, SPECIAL DISTRICT TAXES	1,003,114.91	Net Valuation Taxable-Municipal	30,595,376.00	Cash Liabilities	436,228.75
RESERVE FOR UNCOLLECTED TAXES	127,857.10	Net Valuation Taxable-County	26,078,060.00	Reserves for Receivables	191,294.87
EMERGENCY EMPLOYMENT ACT OF 1971	105,563.25	State Equalization Ratio	98.65	Surplus Dec. 31,	155,139.67
EXPENDITURES				Total	782,663.29
TOTAL	259,200.55				
MEMO	45,555.55				

1614

Population 1970 49,141
 Population 1972 50,120
 S & P Rating A
 Moody Rating A-1

General Tax Rate Per \$100. 3.66
 State Equalized Tax Rate 3.00

WAYNE TOWNSHIP — PASSAIC COUNTY
Form of Government:
Mayor-Council Plan F (OMCL50)
Number of Members on Governing Body 9

PER CAPITA:
 Gross Debt 1,048.60
 Net Debt 253.68
 Debt Service 6.22
 Total Tax Levy 444.18
 Municipal Expenditures 159.25

PER CENT:
 Gross Debt 8.08
 Net Debt 1.95
 Tax Levy Collected 97.03
 Tax Levy Cancelled, Abated or Adjusted .59

EXPENDITURES		REVENUES-REALIZED		1972 PROPERTY TAX	
GENERAL GOVERNMENT				STATE EQUALIZED TAX RATE	
Governing Body & Public Boards	16,750.00	1972 Property Taxes Collected	21,575,004.25	Local District School Taxes 1.73	12,752,149.00
Municipal Clerk		1972 Payments in Lieu of Taxes		Regional & Consolidated School Tax	
Financial Administration	191,247.00	Delinquent Tax & Lien Collections	351,697.52	School Taxes in Municipal Budget	
Assessment of Taxes	109,225.00	Business Personalty Replacement Taxes	345,438.65	County Taxes .62	4,557,524.75
Collection of Taxes		Taxes from Public Utilities	813,777.50	County Library Taxes	
Planning, Housing & Development	101,547.00	Other Miscellaneous Tax Revenues		Local Municipal Purpose Taxes .63	4,644,460.85
Human Resources	20,240.00	State Aid Revenues	201,089.13	Veteran & Senior Citizen Taxes .03	233,320.00
Elections		Federal Aid Revenues	89,153.03	Total Taxes for Rate Computation 3.01	22,227,454.64
General Administration (other)	856,496.00	State and Local Fiscal Assistance Act Utilized		Special District Taxes	5,806.95
JUDICIARY		Sale of Acquired Property		Bank Stock Taxes	31,015.10
Municipal Courts	85,281.00	Other Miscellaneous Revenues	487,159.62	Added and Omitted Taxes	231,323.03
PUBLIC SAFETY		Other Revenues, Revenue Sharing Tax Effort	257,461.59	Total Taxes Levied - ABSTRACT	22,262,279.72
Fire Protection	210,425.00	Total	24,120,781.69	Total Taxes Billed	22,234,679.12
Police Protection	1,648,240.00	Prior Years Surplus Appropriated	1,260,000.00	1972 TAXES COLLECTED	21,575,004.25
Civil Defense & Disaster Control	11,625.00	REVENUES TOTAL	25,380,781.69	1972 Taxes Cancelled, Abated or Adjusted	131,322.15
Environmental Inspection & Control	129,051.00	CAPITAL OUTLAY TOTAL	2,538,478.44	Transfer to Tax Title Liens or Foreclosed	38,207.52
Other Public Safety				Balance Outstanding Dec. 31, 1972	490,145.20
PUBLIC WORKS				PRIOR YEARS TAXES OUTSTANDING	
Streets and Drainage	535,889.00	Public Enterprises	396,000.85	Balance January 1, 1972	418,568.97
Sewers and Sewage Processing		Recreation—Culture	352,615.58	Collected in 1972	323,228.18
Garbage and Trash Disposal	607,300.00	Public Works	1,200,806.97	Cancelled, Abated or Adjusted 1972	5,262.50
Public Buildings and Grounds	175,038.00	Buildings and Grounds	104,521.53	Transfers to Tax Title Liens or Foreclosed	7,048.82
Other Public Works		Library and Education	484,533.11	Balance December 31, 1972	79,029.47
HEALTH and WELFARE		Conservation		TAX TITLE LIENS OUTSTANDING	
Health Services Except Environmental	167,221.00	All Other		Balance January 1, 1972	57,678.38
Welfare-Public Assistance	18,459.00	CAPITAL DEBT AUTHORIZED, DECEMBER 31, 1972		Transfers From Taxes	45,256.34
Hospitals, Clinics, First Aid	8,500.00	ISSUED AND UNISSUED		Redeemed in 1972	28,469.34
Animal, Insect, & Rodent Control	7,500.00	School	21,546,000	Cancelled, Abated or Adjusted (1972)	6,716.58
Other Welfare Services		Self-liquidating	18,280,736	Transfers to Foreclosed Property	
RECREATION and CONSERVATION		Other	12,729,245	Balance December 31, 1972	107,748.40
Beaches and Boardwalks		Total	52,555,981	PROPERTY ACQUIRED BY DEED OR FORECLOSURE	
Parks, Playgrounds, Shade Trees	338,425.00	ISSUED AND OUTSTANDING		Balance January 1, 1972	157,896.00
Land Reclamation & Conservation		School	21,246,000.00	Transfers From Taxes or Liens	6,691.38
Other Recreational Services	137,730.00	Self-Liquidating	12,532,086.35	Sale for Cash (1972)	10,026.92
EDUCATION (excluding schools)		Other	5,544,800.00	Cancelled, Abated or Adjusted (1972)	
Libraries	334,213.00	Total	39,722,886.35	Balance December 31, 1972	154,560.46
Other Educational Services	10,701.00	EQUALIZED VALUATION BASIS		CURRENT FINANCES DECEMBER 31, 1972	
STATUTORY EXPENDITURES		FOR NET DEBT COMPUTATION	650,631,790.00	ASSETS	
Pensions & F. I. C. A.	339,500.00	REAL PROPERTY VALUATIONS		Cash Dec. 31, 1972	2,320,583.58
Employee Fringe Benefits	156,500.00	Code Class # of Parcels % VAL'N		Taxes Receivable	565,174.67
Other Statutory Expenditures		1 Vacant Land 1341 7.02	42,071,700.00	Tax Title Liens	107,748.40
MUNICIPAL FUNCTIONS	6,631,503.00	2 Residential 11224 61.77	370,151,900.00	Foreclosed Property	154,560.46
CAPITAL IMPROVEMENTS	440,000.00	3 Farm 61 .23	1,353,600.00	Emergencies & Other Deferred Charges	204,298.90
DEBT SERVICE		4a Commercial 285 20.09	120,362,400.00	State Aid Receivable	144,706.00
Principal Payments	175,200.00	4b Industrial 92 6.89	41,252,000.00	Other Receivables	1,625.16
Interest Payments	136,549.00	4c Apartments 13 4.01	24,005,800.00	Total	3,502,697.17
DEFERRED CHARGES	58,592.65	13020 Total	599,237,400.00	LIABILITIES, RESERVES, AND SURPLUS	
SCHOOL, COUNTY, SPECIAL DISTRICT TAXES	17,355,480.70	Land Area 24.89 Sq. Miles		Cash Liabilities	1,564,436.58
RESERVE FOR UNCOLLECTED TAXES	858,537.21	Net Valuation Taxable-Municipal	607,353,589.00	Reserves for Receivables	833,108.69
EMERGENCY EMPLOYMENT ACT OF 1971	80,527.34	Net Valuation Taxable-County	676,658,413.00	Surplus Dec. 31,	1,105,151.90
EXPENDITURES TOTAL	25,337,189.90	State Equalization Ratio	82.13	Total	3,502,697.17

0911

Population 1970 13,383
 Population 1972 13,400
 S & P Rating BBB
 Moody Rating BAA

General Tax Rate Per \$100. 6.67
 State Equalized Tax Rate 4.84

WEEHAWKEN TOWNSHIP — HUDSON COUNTY

Form of Government:

Township Committee

Number of Members on Governing Body 7

PER CAPITA:

Gross Debt 92.05
 Net Debt 58.10
 Debt Service 8.75
 Total Tax Levy 376.05
 Municipal Expenditures 261.14

PER CENT:

Gross Debt 1.10
 Net Debt .70
 Tax Levy Collected 93.32
 Tax Levy Cancelled, Abated or Adjusted .46

EXPENDITURES		REVENUES-REALIZED		1972 PROPERTY TAX	
GENERAL GOVERNMENT				STATE EQUALIZED TAX RATE	
Governing Body & Public Boards		1972 Property Taxes Collected	4,702,894.14	Local District School Taxes	2.08
Municipal Clerk		1972 Payments in Lieu of Taxes		Regional & Consolidated School Tax	
Financial Administration	10,950.00	Delinquent Tax & Lien Collections	206,757.14	School Taxes in Municipal Budget	.02
Assessment of Taxes	7,590.00	Business Personalty Replacement Taxes	356,843.24	County Taxes	1.52
Collection of Taxes	15,200.00	Taxes from Public Utilities	142,168.35	County Library Taxes	
Planning, Housing & Development	4,334.00	Other Miscellaneous Tax Revenues		Local Municipal Purpose Taxes	1.18
Human Resources	3,330.00	State Aid Revenues	1,217,475.05	Veteran & Senior Citizen Taxes	.03
Elections	3,900.00	Federal Aid Revenues	114,995.18	Total Taxes for Rate Computation	4.83
General Administration (other)	161,848.00	State and Local Fiscal Assistance Act Utilized		Special District Taxes	
JUDICIARY		Sale of Acquired Property	2,100.00	Bank Stock Taxes	2,546.78
Municipal Courts	24,203.00	Other Miscellaneous Revenues	107,381.26	Added and Omitted Taxes	20,489.30
PUBLIC SAFETY		Other Revenues, Revenue Sharing Tax Effort	48,350.89	Total Taxes Levied - ABSTRACT	5,039,017.97
Fire Protection	759,150.00	Total	6,539,005.25	Total Taxes Billed	5,039,418.25
Police Protection	619,154.00	Prior Years Surplus Appropriated	44,000.00	1972 TAXES COLLECTED	4,702,894.14
Civil Defense & Disaster Control	500.00	REVENUES TOTAL	6,583,005.25	1972 Taxes Cancelled, Abated or Adjusted	23,251.71
Environmental Inspection & Control	3,400.00	CAPITAL OUTLAY TOTAL	310,858.93	Transfer to Tax Title Liens or Foreclosed	3,764.66
Other Public Safety		Public Enterprises	100,000.00	Balance Outstanding Dec. 31, 1972	305,507.74
PUBLIC WORKS		Recreation—Culture	42,500.00	PRIOR YEARS TAXES OUTSTANDING	
Streets and Drainage	232,997.00	Public Works	18,358.93	Balance January 1, 1972	386,331.01
Sewers and Sewage Processing	66,005.00	Buildings and Grounds		Collected in 1972	201,757.14
Garbage and Trash Disposal	165,105.00	Library and Education	150,000.00	Cancelled, Abated or Adjusted 1972	147,716.42
Public Buildings and Grounds	34,150.48	Conservation		Transfers to Tax Title Liens or Foreclosed	
Other Public Works	10,590.00	All Other		Balance December 31, 1972	36,857.45
HEALTH and WELFARE		CAPITAL DEBT AUTHORIZED, DECEMBER 31, 1972		TAX TITLE LIENS OUTSTANDING	
Health Services Except Environmental	16,091.00	ISSUED AND UNISSUED		Balance January 1, 1972	6,866.97
Welfare—Public Assistance	36,555.00	School	455,000	Transfers From Taxes	3,764.66
Hospitals, Clinics, First Aid		Self-liquidating	778,525	Redeemed in 1972	5,000.00
Animal, Insect, & Rodent Control		Other	778,525	Cancelled, Abated or Adjusted (1972)	
Other Welfare Services		Total	1,233,525	Transfers to Foreclosed Property	
RECREATION and CONSERVATION		ISSUED AND OUTSTANDING		Balance December 31, 1972	5,631.63
Beaches and Boardwalks		School	455,000.00	PROPERTY ACQUIRED BY DEED OR FORECLOSURE	
Parks, Playgrounds, Shade Trees	57,410.00	Self-Liquidating	775,500.00	Balance January 1, 1972	82,060.00
Land Reclamation & Conservation		Other	1,230,500.00	Transfers From Taxes or Liens	
Other Recreational Services	38,470.00	Total		Sale for Cash (1972)	2,100.00
EDUCATION (excluding schools)		EQUALIZED VALUATION BASIS		Cancelled, Abated or Adjusted (1972)	
Libraries	31,000.00	FOR NET DEBT COMPUTATION	111,676,670.00	Balance December 31, 1972	79,960.00
Other Educational Services		REAL PROPERTY VALUATIONS		CURRENT FINANCES DECEMBER 31, 1972	
STATUTORY EXPENDITURES		Code Class # of Parcels % VAL'N		ASSETS	
Pensions & F. I. C. A.	293,750.00	1 Vacant Land 81 4.27	3,196,415.00	Cash Dec. 31, 1972	469,832.06
Employee Fringe Benefits	60,327.52	2 Residential 1481 47.83	35,832,287.00	Taxes Receivable	346,365.19
Other Statutory Expenditures		3 Farm		Tax Title Liens	5,631.63
MUNICIPAL FUNCTIONS		4a Commercial 76 5.06	3,788,900.00	Foreclosed Property	79,960.00
CAPITAL IMPROVEMENTS		4b Industrial 37 28.28	21,185,100.00	Emergencies & Other Deferred Charges	488,283.92
DEBT SERVICE		4c Apartments 113 14.57	10,516,450.00	State Aid Receivable	214,525.50
Principal Payments	59,000.00	1788 Total	74,519,152.00	Other Receivables	18,735.73
Interest Payments	58,264.00	Land Area .78 Sq. Miles		Total	1,623,338.03
TYPE I SCHL DEBT *MEMC		Net Valuation Taxable-Municipal	75,763,423.00	LIABILITIES, RESERVES, AND SURPLUS	
DEFERRED CHARGES		Net Valuation Taxable-County	119,614,618.00	Cash Liabilities	713,963.17
SCHOOL, COUNTY, SPECIAL DISTRICT TAXES	2,784,345.38	State Equalization Ratio	72.57	Reserves for Receivables	450,692.55
RESERVE FOR UNCOLLECTED TAXES	554,233.74			Surplus Dec. 31,	458,682.31
EMERGENCY EMPLOYMENT ACT OF 1971	104,840.43			Total	1,623,338.03
EXPENDITURES					
TOTAL	7,283,617.52				

1971/3000

* ABOVE DEBT SERVICE INCLUDES TYPE I SCHOOL DEBT

- 609 -

0819

Population 1970 2,364
 Population 1972 2,445
 S & P Rating
 Moody Rating

General Tax Rate Per \$100. 5.12
 State Equalized Tax Rate 3.31

WENONAH BOROUGH — GLOUCESTER COUNTY

Form of Government:

Borough Council

Number of Members on Governing Body 6

PER CAPITA:

Gross Debt 203.83
 Net Debt 2.21
 Debt Service
 Total Tax Levy 245.93
 Municipal Expenditures 80.45

PER CENT:

Gross Debt 3.05
 Net Debt .03
 Tax Levy Collected 97.64
 Tax Levy Cancelled, Abated or Adjusted .12

EXPENDITURES		REVENUES-REALIZED		1972 PROPERTY TAX	
GENERAL GOVERNMENT				STATE EQUALIZED TAX RATE $\frac{1.04}{1.11}$	
Governing Body & Public Boards	2,830.00	1972 Property Taxes Collected	587,815.08	Local District School Taxes	190,628.25
Municipal Clerk	2,200.00	1972 Payments in Lieu of Taxes		Regional & Consolidated School Tax	204,002.61
Financial Administration	15,575.00	Delinquent Tax & Lien Collections	10,357.39	School Taxes in Municipal Budget	
Assessment of Taxes	5,705.85	Business Personalty Replacement Taxes	2,527.38	County Taxes	102,128.47
Collection of Taxes	1,397.00	Taxes from Public Utilities	28,475.62	County Library Taxes	
Planning, Housing & Development		Other Miscellaneous Tax Revenues		Local Municipal Purpose Taxes	58,675.52
Human Resources	492.50	State Aid Revenues	22,037.09	Veteran & Senior Citizen Taxes	14,540.00
Elections	15,772.00	Federal Aid Revenues		Total Taxes for Rate Computation	605,574.85
General Administration (other)		State and Local Fiscal Assistance Act Utilized		Special District Taxes	
JUDICIARY		Sale of Acquired Property		Bank Stock Taxes	385.10
Municipal Courts	2,575.00	Other Miscellaneous Revenues	12,225.80	Added and Omitted Taxes	5,480.09
PUBLIC SAFETY		Other Revenues, Revenue Sharing Tax Effort	2,931.53	Total Taxes Levied - ABSTRACT	601,200.04
Fire Protection	7,250.00	Total	666,365.89	Total Taxes Billed	602,030.57
Police Protection	40,842.00	Prior Years Surplus Appropriated	25,600.00	1972 TAXES COLLECTED	587,815.08
Civil Defense & Disaster Control	250.00	REVENUES TOTAL	695,569.89	1972 Taxes Cancelled, Abated or Adjusted	736.74
Environmental Inspection & Control	1,030.00	CAPITAL OUTLAY TOTAL	19,813.78	Transfer to Tax Title Liens or Foreclosed	184.32
Other Public Safety				Balance Outstanding Dec. 31, 1972	12,294.42
PUBLIC WORKS				PRIOR YEARS TAXES OUTSTANDING	
Streets and Drainage	53,007.56	Public Enterprises	18,884.00	Balance January 1, 1972	10,357.39
Sewers and Sewage Processing		Recreation—Culture		Collected in 1972	10,357.39
Garbage and Trash Disposal	2,141.26	Public Works	525.78	Cancelled, Abated or Adjusted 1972	
Public Buildings and Grounds	1,780.00	Buildings and Grounds		Transfers to Tax Title Liens or Foreclosed	
Other Public Works		Library and Education		Balance December 31, 1972	
HEALTH and WELFARE		Conservation		TAX TITLE LIENS OUTSTANDING	
Health Services Except Environmental	535.00	All Other		Balance January 1, 1972	635.35
Welfare-Public Assistance	325.00	CAPITAL DEBT AUTHORIZED, DECEMBER 31, 1972		Transfers From Taxes	184.32
Hospitals, Clinics, First Aid		ISSUED AND UNISSUED GROSS DEBT NET DEBT		Redeemed in 1972	
Animal, Insect, & Rodent Control	1,200.00	School 359,960		Cancelled, Abated or Adjusted (1972)	
Other Welfare Services		Self-liquidating 133,000		Transfers to Foreclosed Property	
RECREATION and CONSERVATION		Other 5,411	5,411	Balance December 31, 1972	619.71
Beaches and Boardwalks		Total 458,371	5,411	PROPERTY ACQUIRED BY DEED OR	
Parks, Playgrounds, Shade Trees	3,880.00	ISSUED AND OUTSTANDING		FORECLOSURE	
Land Reclamation & Conservation		School 359,960.51		Balance January 1, 1972	14,260.00
Other Recreational Services	200.00	Self-Liquidating 133,000.00		Transfers From Taxes or Liens	
EDUCATION (excluding schools)		Other 492,960.51		Sale for Cash (1972)	
Libraries	3,540.00	Total	492,960.51	Cancelled, Abated or Adjusted (1972)	
Other Educational Services		EQUALIZED VALUATION BASIS		Balance December 31, 1972	14,260.00
STATUTORY EXPENDITURES		FOR NET DEBT COMPUTATION	16,250,361.00	CURRENT FINANCES DECEMBER 31, 1972	
Pensions & F. I. C. A.	7,057.00	REAL PROPERTY VALUATIONS		ASSETS	
Employee Fringe Benefits	1,284.54	Code Class # of Parcels % VAL'N	ASSESSED VALUATION	Cash Dec. 31, 1972	172,066.38
Other Statutory Expenditures		1 Vacant Land 211 4.48	527,500.00	Taxes Receivable	13,294.43
MUNICIPAL FUNCTIONS TOTAL	174,870.55	2 Residential 672 93.59	11,016,020.00	Tax Title Liens	819.71
CAPITAL IMPROVEMENTS *MEMO*	21,111.11	3 Farm		Foreclosed Property	14,260.00
DEBT SERVICE		4a Commercial 7 1.93	227,000.00	Emergencies & Other Deferred Charges	13,000.00
Principal Payments		4b Industrial		State Aid Receivable	27,444.00
Interest Payments		4c Apartments		Other Receivables	
DEFERRED CHARGES	4,000.00	ESC Total	11,770,920.00	Total	240,884.52
SCHOOL, COUNTY, SPECIAL DISTRICT TAXES	456,755.33	Land Area .99 Sq. Miles		LIABILITIES, RESERVES, AND SURPLUS	
RESERVE FOR UNCOLLECTED TAXES	17,836.82	Net Valuation Taxable-Municipal	11,522,420.00	Cash Liabilities	144,078.81
EMERGENCY EMPLOYMENT ACT OF 1971		Net Valuation Taxable-County	16,405,267.00	Reserves for Receivables	28,274.14
EXPENDITURES TOTAL	653,466.70	State Equalization Ratio	64.79	Surplus Dec. 31,	68,431.57
				Total	240,884.52

1026

Population 1970 2,142
 Population 1972 2,260
 S & P Rating
 Moody Rating

General Tax Rate Per \$100. 3.53
 State Equalized Tax Rate 2.44

WEST AMWELL TOWNSHIP — HUNTERDON CO.
 Form of Government:
 Township Committee
 Number of Members on Governing Body 3

PER CAPITA: 173.61
 Gross Debt
 Net Debt
 Debt Service .13
 Total Tax Levy 367.46
 Municipal Expenditures 132.59
 PER CENT: 1.32
 Gross Debt
 Net Debt
 Tax Levy Collected 90.33
 Tax Levy Cancelled, Abated or Adjusted .13

EXPENDITURES		REVENUES-REALIZED		1972 PROPERTY TAX	
GENERAL GOVERNMENT				STATE EQUALIZED TAX RATE — .82	
Governing Body & Public Boards		1972 Property Taxes Collected	750,359.77	Local District School Taxes	281,466.00
Municipal Clerk		1972 Payments in Lieu of Taxes		Regional & Consolidated School Tax	302,547.09
Financial Administration	4,380.00	Delinquent Tax & Lien Collections	84,066.56	School Taxes in Municipal Budget	
Assessment of Taxes	5,084.00	Business Personalty Replacement Taxes	7,047.00	County Taxes	149,754.61
Collection of Taxes	4,514.00	Taxes from Public Utilities	73,848.86	County Library Taxes	7,288.19
Planning, Housing & Development	9,200.00	Other Miscellaneous Tax Revenues		Local Municipal Purpose Taxes	83,881.83
Human Resources		State Aid Revenues	23,690.80	Veteran & Senior Citizen Taxes	13,080.00
Elections		Federal Aid Revenues		Total Taxes for Rate Computation	838,017.72
General Administration (other)	27,725.00	State and Local Fiscal Assistance Act Utilized		Special District Taxes	
JUDICIARY		Sale of Acquired Property		Bank Stock Taxes	
Municipal Courts	2,705.00	Other Miscellaneous Revenues	17,043.33	Added and Omitted Taxes	5,530.30
PUBLIC SAFETY		Other Revenues, Revenue Sharing Tax Effort	14,952.01	Total Taxes Levied - ABSTRACT	830,468.02
Fire Protection	4,000.00	Total	971,008.73	Total Taxes Billed	830,708.02
Police Protection	5,500.00	Prior Years Surplus Appropriated	50,000.00	1972 TAXES COLLECTED	750,359.77
Civil Defense & Disaster Control	100.00	REVENUES TOTAL	1,021,008.73	1972 Taxes Cancelled, Abated or Adjusted	1,065.57
Environmental Inspection & Control	1,300.00	CAPITAL OUTLAY TOTAL	2,400.00	Transfer to Tax Title Liens or Foreclosed	
Other Public Safety				Balance Outstanding Dec. 31, 1972	79,282.68
PUBLIC WORKS				PRIOR YEARS TAXES OUTSTANDING	
Streets and Drainage	69,274.28	Public Enterprises		Balance January 1, 1972	70,835.15
Sewers and Sewage Processing	24,400.00	Recreation—Culture		Collected in 1972	63,432.96
Garbage and Trash Disposal	7,000.00	Public Works	2,400.00	Cancelled, Abated or Adjusted 1972	247.19
Public Buildings and Grounds	6,500.00	Buildings and Grounds		Transfers to Tax Title Liens or Foreclosed	
Other Public Works	5,400.00	Library and Education		Balance December 31, 1972	7,155.00
HEALTH and WELFARE		Conservation		TAX TITLE LIENS OUTSTANDING	
Health Services Except Environmental	1,870.00	All Other		Balance January 1, 1972	21,604.19
Welfare-Public Assistance	765.00			Transfers From Taxes	
Hospitals, Clinics, First Aid		CAPITAL DEBT AUTHORIZED, DECEMBER 31, 1972		Redeemed in 1972	20,634.00
Animal, Insect, & Rodent Control		ISSUED AND UNISSUED GROSS DEBT NET DEBT		Cancelled, Abated or Adjusted (1972)	
Other Welfare Services		School 392,350		Transfers to Foreclosed Property	
RECREATION and CONSERVATION		Self-Liquidating		Balance December 31, 1972	970.19
Beaches and Boardwalks		Other		PROPERTY ACQUIRED BY DEED OR FORECLOSURE	
Parks, Playgrounds, Shade Trees		Total 392,350		Balance January 1, 1972	4,156.80
Land Reclamation & Conservation		ISSUED AND OUTSTANDING		Transfers From Taxes or Liens	
Other Recreational Services		School 392,350.50		Sale for Cash (1972)	
EDUCATION (excluding schools)		Self-Liquidating		Cancelled, Abated or Adjusted (1972)	
Libraries		Other		Balance December 31, 1972	4,156.80
Other Educational Services		Total 392,350.50		CURRENT FINANCES DECEMBER 31, 1972	
STATUTORY EXPENDITURES		EQUALIZED VALUATION BASIS		ASSETS	
Pensions & F. I. C. A.	4,473.64	FOR NET DEBT COMPUTATION	29,638,683.67	Cash Dec. 31, 1972	320,784.91
Employee Fringe Benefits	2,500.00	REAL PROPERTY VALUATIONS		Taxes Receivable	86,437.68
Other Statutory Expenditures		Code Class # of Parcels % VAL'N		Tax Title Liens	970.19
MUNICIPAL FUNCTIONS TOTAL	151,490.52	1 Vacant Land 227 4.19	883,665.00	Foreclosed Property	4,156.80
CAPITAL IMPROVEMENTS *MEMO*	37,622.24	2 Residential 551 55.82	11,762,830.00	Emergencies & Other Deferred Charges	10,318.72
DEBT SERVICE		3 Farm 268 23.68	4,590,595.00	State Aid Receivable	35,369.00
Principal Payments		4a Commercial 32 4.81	1,012,945.00	Other Receivables	14,635.14
Interest Payments	300.00	4b Industrial 7 10.37	2,186,025.00	Total	472,672.44
DEFERRED CHARGES	2,000.00	4c Apartments 6 1.13	237,100.00	LIABILITIES, RESERVES, AND SURPLUS	
SCHOOL, COUNTY, SPECIAL DISTRICT TAXES	741,055.89	1091 Total	21,073,160.00	Cash Liabilities	111,876.04
RESERVE FOR UNCOLLECTED TAXES	105,860.02	Land Area 21.60 Sq. Miles		Reserves for Receivables	106,199.81
EMERGENCY EMPLOYMENT ACT OF 1971		Net Valuation Taxable-Municipal	21,363,739.00	Surplus Dec. 31,	254,596.59
EXPENDITURES TOTAL	1,040,706.83	Net Valuation Taxable-County	32,070,728.00	Total	472,672.44
		State Equalization Ratio	62.12		

0721

Population 1970 11,913
 Population 1972 12,180
 S & P Rating /
 Moody Rating A

General Tax Rate Per \$100. 5.53
 State Equalized Tax Rate 4.06

WEST CALDWELL BOROUGH — ESSEX COUNTY

Form of Government:

Borough Council

Number of Members on Governing Body 6

PER CAPITA:

Gross Debt 542.23
 Net Debt 158.31
 Debt Service 7.09
 Total Tax Levy 565.97
 Municipal Expenditures 155.50

PER CENT:

Gross Debt 4.43
 Net Debt 1.29
 Tax Levy Collected 97.46
 Tax Levy Cancelled, Abated or Adjusted .12

EXPENDITURES		REVENUES-REALIZED		1972 PROPERTY TAX	
GENERAL GOVERNMENT		1972 Property Taxes Collected		STATE EQUALIZED TAX RATE	
Governing Body & Public Boards		6,123,753.49		Local District School Taxes 2.17	
Municipal Clerk		1972 Payments in Lieu of Taxes		Regional & Consolidated School Tax	
Financial Administration	12,400.00	Delinquent Tax & Lien Collections		School Taxes in Municipal Budget	
Assessment of Taxes	40,599.04	Business Personalty Replacement Taxes		County Taxes 1.29	
Collection of Taxes	26,900.39	Taxes from Public Utilities		County Library Taxes	
Planning, Housing & Development	13,956.83	Other Miscellaneous Tax Revenues		Local Municipal Purpose Taxes .56	
Human Resources	6,000.00	State Aid Revenues		Veteran & Senior Citizen Taxes .04	
Elections	1,710.60	Federal Aid Revenues		Total Taxes for Rate Computation 4.06	
General Administration (other)	162,790.13	State and Local Fiscal Assistance Act Utilized		Special District Taxes	
JUDICIARY		Sale of Acquired Property		Bank Stock Taxes	
Municipal Courts	17,718.82	Other Miscellaneous Revenues		Added and Omitted Taxes	
PUBLIC SAFETY		Other Revenues, Revenue Sharing Tax Effort		Total Taxes Levied - ABSTRACT	
Fire Protection	38,687.54	Prior Years Surplus Appropriated		Total Taxes Billed	
Police Protection	440,188.77	REVENUES TOTAL		1972 TAXES COLLECTED	
Civil Defense & Disaster Control	1,471.51	CAPITAL OUTLAY TOTAL		1972 Taxes Cancelled, Abated or Adjusted	
Environmental Inspection & Control	20,266.03	Public Enterprises		Transfer to Tax Title Liens or Foreclosed	
Other Public Safety		Recreation—Culture		Balance Outstanding Dec. 31, 1972	
PUBLIC WORKS		Public Works		PRIOR YEARS TAXES OUTSTANDING	
Streets and Drainage	213,656.46	Buildings and Grounds		Balance January 1, 1972	
Sewers and Sewage Processing	111,339.56	Library and Education		Collected in 1972	
Garbage and Trash Disposal	45,000.00	Conservation		Cancelled, Abated or Adjusted 1972	
Public Buildings and Grounds	74,179.18	All Other		Transfers to Tax Title Liens or Foreclosed	
Other Public Works		CAPITAL DEBT AUTHORIZED, DECEMBER 31, 1972		Balance December 31, 1972	
HEALTH and WELFARE		ISSUED AND UNISSUED GROSS DEBT NET DEBT		TAX TITLE LIENS OUTSTANDING	
Health Services Except Environmental	33,358.60	School 3,837,688		Balance January 1, 1972	
Welfare-Public Assistance	3,045.00	Self-liquidating 671,450		Transfers From Taxes	
Hospitals, Clinics, First Aid		Other 2,095,250		Redeemed in 1972	
Animal, Insect, & Rodent Control		Total 6,604,388		Cancelled, Abated or Adjusted (1972)	
Other Welfare Services		ISSUED AND OUTSTANDING		Transfers to Foreclosed Property	
RECREATION and CONSERVATION		School 3,837,688.98		Balance December 31, 1972	
Beaches and Boardwalks		Self-Liquidating 662,000.00		PROPERTY ACQUIRED BY DEED OR	
Parks, Playgrounds, Shade Trees	5,543.50	Other 1,060,050.00		FORECLOSURE	
Land Reclamation & Conservation	3,781.85	Total 5,559,738.98		Balance January 1, 1972	
Other Recreational Services	55,800.00	EQUALIZED VALUATION BASIS		Transfers From Taxes or Liens	
EDUCATION (excluding schools)		FOR NET DEBT COMPUTATION		Sale for Cash (1972)	
Libraries	62,300.00	REAL PROPERTY VALUATIONS		Cancelled, Abated or Adjusted (1972)	
Other Educational Services		Code Class # of Parcels % VAL'N ASSESSED VALUATION		Balance December 31, 1972	
STATUTORY EXPENDITURES		1 Vacant Land 263 4.50 5,560,800.00		CURRENT FINANCES DECEMBER 31, 1972	
Pensions & F. I. C. A.	77,689.88	2 Residential 3160 69.01 85,490,500.00		ASSETS	
Employee Fringe Benefits	31,231.28	3 Farm 2 .02 27,300.00		Cash Dec. 31, 1972	
Other Statutory Expenditures		4a Commercial 74 11.10 13,754,700.00		Taxes Receivable	
MUNICIPAL FUNCTIONS TOTAL	1,504,516.19	4b Industrial 42 13.52 16,749,000.00		Tax Title Liens	
CAPITAL IMPROVEMENTS *MEMO*	50,000.00	4c Apartments 7 1.84 2,278,900.00		Foreclosed Property	
DEBT SERVICE		Total 123,881,200.00		Emergencies & Other Deferred Charges	
Principal Payments	46,655.04	Land Area 5.04 Sq. Miles		State Aid Receivable	
Interest Payments	35,684.57	Net Valuation Taxable-Municipal		Other Receivables	
DEFERRED CHARGES	25,678.90	Net Valuation Taxable-County		Total	
SCHOOL, COUNTY, SPECIAL DISTRICT TAXES	5,891,662.59	State Equalization Ratio 73.42		LIABILITIES, RESERVES, AND SURPLUS	
RESERVE FOR UNCOLLECTED TAXES	277,392.18			Cash Liabilities	
EMERGENCY EMPLOYMENT ACT OF 1971				Reserves for Receivables	
EXPENDITURES TOTAL	7,785,630.27			Surplus Dec. 31,	
				Total	

1971/3000

0512

Population 1970 1,005
 Population 1972 1,025
 S & P Rating
 Moody Rating

General Tax Rate Per \$100. 5.80
 State Equalized Tax Rate 3.51

WEST CAPE MAY BOROUGH — CAPE MAY CO.
 Form of Government:
 Commission (1911)
 Number of Members on Governing Body 3

PER CAPITA: Gross Debt 228.08
 Net Debt
 Debt Service
 Total Tax Levy 247.94
 Municipal Expenditures 134.02
 PER CENT: Gross Debt 3.86
 Net Debt
 Tax Levy Collected 86.81
 Tax Levy Cancelled, Abated or Adjusted .10

EXPENDITURES		REVENUES-REALIZED		1972 PROPERTY TAX	
GENERAL GOVERNMENT				STATE EQUALIZED TAX RATE — .81	
Governing Body & Public Boards		1972 Property Taxes Collected	220,216.59	Local District School Taxes	58,822.00
Municipal Clerk		1972 Payments in Lieu of Taxes		Regional & Consolidated School Tax	118,191.73
Financial Administration	6,866.22	Delinquent Tax & Lien Collections	34,827.79	School Taxes in Municipal Budget	
Assessment of Taxes	1,500.00	Business Personalty Replacement Taxes	2,813.12	County Taxes	31,877.18
Collection of Taxes	2,300.03	Taxes from Public Utilities	17,866.30	County Library Taxes	1,195.74
Planning, Housing & Development	1,100.00	Other Miscellaneous Tax Revenues		Local Municipal Purpose Taxes	37,528.21
Human Resources		State Aid Revenues	14,195.06	Veteran & Senior Citizen Taxes	8,360.00
Elections		Federal Aid Revenues		Total Taxes for Rate Computation	255,974.96
General Administration (other)	15,500.00	State and Local Fiscal Assistance Act Utilized		Special District Taxes	
JUDICIARY		Sale of Acquired Property		Bank Stock Taxes	421.65
Municipal Courts	1,350.00	Other Miscellaneous Revenues	8,154.27	Added and Omitted Taxes	6,100.83
PUBLIC SAFETY		Other Revenues, Revenue Sharing Tax Effort	2,653.19	Total Taxes Levied - ABSTRACT	254,137.48
Fire Protection	4,750.00	Total	300,766.72	Total Taxes Billed	253,676.77
Police Protection	14,150.00	Prior Years Surplus Appropriated	27,840.00	1972 TAXES COLLECTED	220,216.59
Civil Defense & Disaster Control	300.00	REVENUES TOTAL	328,606.72	1972 Taxes Cancelled, Abated or Adjusted	245.75
Environmental Inspection & Control	200.00			Transfer to Tax Title Liens or Foreclosed	5,133.86
Other Public Safety				Balance Outstanding Dec. 31, 1972	28,080.13
PUBLIC WORKS		CAPITAL OUTLAY TOTAL		PRIOR YEARS TAXES OUTSTANDING	
Streets and Drainage	34,894.47	Public Enterprises		Balance January 1, 1972	35,519.15
Sewers and Sewage Processing		Recreation—Culture		Collected in 1972	33,109.02
Garbage and Trash Disposal	2,500.00	Public Works		Cancelled, Abated or Adjusted 1972	
Public Buildings and Grounds	3,600.00	Buildings and Grounds		Transfers to Tax Title Liens or Foreclosed	2,074.31
Other Public Works		Library and Education		Balance December 31, 1972	225.86
HEALTH and WELFARE		Conservation		TAX TITLE LIENS OUTSTANDING	
Health Services Except Environmental	550.00	All Other		Balance January 1, 1972	4,578.44
Welfare-Public Assistance	800.00			Transfers From Taxes	7,323.37
Hospitals, Clinics, First Aid	500.00			Redeemed in 1972	1,618.77
Animal, Insect, & Rodent Control				Cancelled, Abated or Adjusted (1972)	
Other Welfare Services				Transfers to Foreclosed Property	
RECREATION and CONSERVATION				Balance December 31, 1972	10,283.04
Beaches and Boardwalks				PROPERTY ACQUIRED BY DEED OR FORECLOSURE	
Parks, Playgrounds, Shade Trees				Balance January 1, 1972	5,882.00
Land Reclamation & Conservation				Transfers From Taxes or Liens	
Other Recreational Services	1,250.00			Sale for Cash (1972)	
EDUCATION (excluding schools)				Cancelled, Abated or Adjusted (1972)	
Libraries				Balance December 31, 1972	5,882.00
Other Educational Services				CURRENT FINANCES DECEMBER 31, 1972	
STATUTORY EXPENDITURES				ASSETS	
Pensions & F. I. C. A.	3,165.00			Cash Dec. 31, 1972	126,819.25
Employee Fringe Benefits				Taxes Receivable	28,315.55
Other Statutory Expenditures				Tax Title Liens	10,283.04
MUNICIPAL FUNCTIONS TOTAL	95,275.72			Foreclosed Property	5,882.00
CAPITAL IMPROVEMENTS *MEMO*	16,000.00			Emergencies & Other Deferred Charges	10,117.68
DEBT SERVICE				State Aid Receivable	15,000.00
Principal Payments				Other Receivables	31.91
Interest Payments				Total	156,445.51
DEFERRED CHARGES	4,507.61			LIABILITIES, RESERVES, AND SURPLUS	
SCHOOL, COUNTY, SPECIAL DISTRICT TAXES	210,086.65			Cash Liabilities	115,102.74
RESERVE FOR UNCOLLECTED TAXES	37,582.39			Reserves for Receivables	44,512.94
EMERGENCY EMPLOYMENT ACT OF 1971				Surplus Dec. 31,	36,834.23
EXPENDITURES TOTAL	347,452.37			Total	156,445.51

1971/3000

▽

0820

Population 1970 13,928
 Population 1972 14,700
 S & P Rating
 Moody Rating BAA

General Tax Rate Per \$100. 2.52
 State Equalized Tax Rate 2.76

WEST DEPTFORD TOWNSHIP — GLOUCESTER COUNTY

Form of Government:
 Township Committee
 Number of Members on Governing Body 5

PER CAPITA: 761.43
 Gross Debt 451.22
 Net Debt 1.12
 Debt Service 372.73
 Total Tax Levy 107.45
 Municipal Expenditures

PER CENT: 6.99
 Gross Debt 4.14
 Net Debt 97.57
 Tax Levy Collected
 Tax Levy Cancelled, Abated or Adjusted .04

EXPENDITURES		REVENUES-REALIZED		1972 PROPERTY TAX	
GENERAL GOVERNMENT				STATE EQUALIZED TAX RATE	
Governing Body & Public Boards		1972 Property Taxes Collected	5,363,783.51	Local District School Taxes 1.91	3,740,005.00
Municipal Clerk		1972 Payments in Lieu of Taxes		Regional & Consolidated School Tax	
Financial Administration	26,192.00	Delinquent Tax & Lien Collections	106,884.70	School Taxes in Municipal Budget	
Assessment of Taxes	18,848.00	Business Personalty Replacement Taxes	202,137.39	County Taxes .54	1,062,013.21
Collection of Taxes	11,584.00	Taxes from Public Utilities	256,237.35	County Library Taxes	
Planning, Housing & Development	16,527.00	Other Miscellaneous Tax Revenues		Local Municipal Purpose Taxes .25	498,267.73
Human Resources		State Aid Revenues	55,226.99	Veteran & Senior Citizen Taxes .04	86,130.00
Elections		Federal Aid Revenues	26,896.87	Total Taxes for Rate Computation 2.74	5,387,415.54
General Administration (other)	113,682.00	State and Local Fiscal Assistance Act Utilized		Special District Taxes	
JUDICIARY		Sale of Acquired Property		Bank Stock Taxes	9,510.89
Municipal Courts	11,686.00	Other Miscellaneous Revenues	111,535.44	Added and Omitted Taxes	168,276.74
PUBLIC SAFETY		Other Revenues, Revenue Sharing Tax Effort	107,648.31	Total Taxes Levied - ABSTRACT	5,479,073.57
Fire Protection	31,800.00	Total	6,230,350.56	Total Taxes Billed	5,497,442.65
Police Protection	346,456.54	Prior Years Surplus Appropriated	276,011.22	1972 TAXES COLLECTED	5,363,783.51
Civil Defense & Disaster Control	1,000.00	REVENUES TOTAL	6,506,361.78	1972 Taxes Cancelled, Abated or Adjusted	2,195.20
Environmental Inspection & Control	15,000.00	CAPITAL OUTLAY TOTAL	1,701,862.77	Transfer to Tax Title Liens or Foreclosed	3,000.00
Other Public Safety		Public Enterprises	1,508,393.46	Balance Outstanding Dec. 31, 1972	128,463.54
PUBLIC WORKS		Recreation—Culture		PRIOR YEARS TAXES OUTSTANDING	
Streets and Drainage	563,843.00	Public Works		Balance January 1, 1972	159,812.66
Sewers and Sewage Processing		Buildings and Grounds	193,469.31	Collected in 1972	106,179.36
Garbage and Trash Disposal	17,000.00	Library and Education		Cancelled, Abated or Adjusted 1972	
Public Buildings and Grounds	30,090.00	Conservation		Transfers to Tax Title Liens or Foreclosed	1,629.40
Other Public Works		All Other		Balance December 31, 1972	52,003.90
HEALTH and WELFARE		CAPITAL DEBT AUTHORIZED, DECEMBER 31, 1972		TAX TITLE LIENS OUTSTANDING	
Health Services Except Environmental	11,146.00	ISSUED AND UNISSUED		Balance January 1, 1972	17,378.42
Welfare—Public Assistance	1,996.00	SCHOOL	4,560,000	Transfers From Taxes	5,008.05
Hospitals, Clinics, First Aid		Self-liquidating	6,083,000	Redeemed in 1972	705.34
Animal, Insect, & Rodent Control	5,000.00	Other	550,000	Cancelled, Abated or Adjusted (1972)	
Other Welfare Services		Total	11,193,000	Transfers to Foreclosed Property	
RECREATION and CONSERVATION		ISSUED AND OUTSTANDING		Balance December 31, 1972	21,681.13
Beaches and Boardwalks		SCHOOL	4,560,000.00	PROPERTY ACQUIRED BY DEED OR FORECLOSURE	
Parks, Playgrounds, Shade Trees		Self-liquidating	4,019,100.00	Balance January 1, 1972	26,176.17
Land Reclamation & Conservation	10,000.00	Other	550,000.00	Transfers From Taxes or Liens	
Other Recreational Services	28,335.00	Total	5,129,100.00	Sale for Cash (1972)	
EDUCATION (excluding schools)		EQUALIZED VALUATION BASIS FOR NET DEBT COMPUTATION	160,177,800.67	Cancelled, Abated or Adjusted (1972)	
Libraries	17,000.00	REAL PROPERTY VALUATIONS		Balance December 31, 1972	26,176.17
Other Educational Services		Code Class # of Parcels % VAL'N		CURRENT FINANCES DECEMBER 31, 1972	
STATUTORY EXPENDITURES				ASSETS	
Pensions & F. I. C. A.	52,000.00	1 Vacant Land 904 13.77	25,530,300.00	Cash Dec. 31, 1972	2,581,799.55
Employee Fringe Benefits	22,500.00	2 Residential 3778 38.62	71,599,900.00	Taxes Receivable	180,467.84
Other Statutory Expenditures		3 Farm 131 1.23	2,277,550.00	Tax Title Liens	21,681.13
MUNICIPAL FUNCTIONS	1,351,685.54	4a Commercial 180 12.65	23,450,750.00	Foreclosed Property	26,176.17
CAPITAL IMPROVEMENTS	65,669.00	4b Industrial 5 33.61	62,327,100.00	Emergencies & Other Deferred Charges	25,280.09
DEBT SERVICE		4c Apartments 1 .12	230,500.00	State Aid Receivable	27,972.81
Principal Payments		Total	185,416,100.00	Other Receivables	17,590.14
Interest Payments	16,500.00	Land Area 16.18 Sq. Miles		Total	2,880,967.73
DEFERRED CHARGES	15,880.41	Net Valuation Taxable-Municipal	185,029,113.00	LIABILITIES, RESERVES, AND SURPLUS	
SCHOOL, COUNTY, SPECIAL DISTRICT TAXES	4,803,018.21	Net Valuation Taxable-County	175,253,193.00	Cash Liabilities	2,349,560.17
RESERVE FOR UNCOLLECTED TAXES	168,881.30	State Equalization Ratio	94.61	Reserves for Receivables	249,515.28
EMERGENCY EMPLOYMENT ACT OF 1971	26,504.09			Surplus Dec. 31,	285,492.28
EXPENDITURES TOTAL	6,382,469.55			Total	2,880,967.73

1353

Population 1970 6,845
 Population 1972 7,020
 S & P Rating
 Moody Rating

General Tax Rate Per \$100. 4.15
 State Equalized Tax Rate 3.49

WEST LONG BRANCH BOROUGH — MONMOUTH COUNTY

Form of Government:

Borough Council

Number of Members on Governing Body 6

PER CAPITA:

Gross Debt 236.11
 Net Debt 54.27
 Debt Service 3.84
 Total Tax Levy 332.61
 Municipal Expenditures 107.39

PER CENT:

Gross Debt 2.90
 Net Debt .67
 Tax Levy Collected 96.11
 Tax Levy Cancelled, Abated or Adjusted .49

EXPENDITURES		REVENUES-REALIZED		1972 PROPERTY TAX	
GENERAL GOVERNMENT		1972 Property Taxes Collected		STATE EQUALIZED TAX RATE	
Governing Body & Public Boards			2,253,185.41	Local District School Taxes	1.12
Municipal Clerk		1972 Payments in Lieu of Taxes	78,132.28	Regional & Consolidated School Tax	1.15
Financial Administration	3,560.00	Delinquent Tax & Lien Collections	93,467.18	School Taxes in Municipal Budget	
Assessment of Taxes	23,520.00	Business Personality Replacement Taxes	126,834.42	County Taxes	.64
Collection of Taxes		Taxes from Public Utilities		County Library Taxes	.02
Planning, Housing & Development	2,500.00	Other Miscellaneous Tax Revenues	42,734.58	Local Municipal Purpose Taxes	.46
Human Resources		State Aid Revenues	25,647.64	Veteran & Senior Citizen Taxes	.06
Elections		Federal Aid Revenues		Total Taxes for Rate Computation	3.49
General Administration (other)	59,629.18	State and Local Fiscal Assistance Act Utilized		Special District Taxes	
JUDICIARY		Sale of Acquired Property	32,488.46	Bank Stock Taxes	2,335.93
Municipal Courts	10,600.00	Other Miscellaneous Revenues	30,762.28	Added and Omitted Taxes	76,835.07
PUBLIC SAFETY		Other Revenues, Revenue Sharing Tax Effort	2,683,252.25	Total Taxes Levied - ABSTRACT	2,334,531.97
Fire Protection	29,050.00	Total	2,683,252.25	Total Taxes Billed	2,344,359.33
Police Protection	174,354.53	Prior Years Surplus Appropriated	78,000.00	1972 TAXES COLLECTED	2,253,185.41
Civil Defense & Disaster Control	500.00	REVENUES TOTAL	2,761,252.25	1972 Taxes Cancelled, Abated or Adjusted	11,558.23
Environmental Inspection & Control		CAPITAL OUTLAY TOTAL	122,167.07	Transfer to Tax Title Liens or Foreclosed	3,578.67
Other Public Safety				Balance Outstanding Dec. 31, 1972	75,637.02
PUBLIC WORKS				PRIOR YEARS TAXES OUTSTANDING	
Streets and Drainage	117,216.14	Public Enterprises		Balance January 1, 1972	80,178.95
Sewers and Sewage Processing		Recreation—Culture	54,667.07	Collected in 1972	78,132.28
Garbage and Trash Disposal	61,130.00	Public Works		Cancelled, Abated or Adjusted 1972	
Public Buildings and Grounds	24,128.68	Buildings and Grounds	67,500.00	Transfers to Tax Title Liens or Foreclosed	
Other Public Works		Library and Education		Balance December 31, 1972	2,046.67
HEALTH and WELFARE		Conservation		TAX TITLE LIENS OUTSTANDING	
Health Services Except Environmental	9,400.00	All Other		Balance January 1, 1972	20,592.45
Welfare-Public Assistance	1,900.00			Transfers From Taxes	3,578.67
Hospitals, Clinics, First Aid				Redeemed in 1972	
Animal, Insect, & Rodent Control				Cancelled, Abated or Adjusted (1972)	
Other Welfare Services				Transfers to Foreclosed Property	
RECREATION and CONSERVATION				Balance December 31, 1972	24,971.12
Beaches and Boardwalks	500.00			PROPERTY ACQUIRED BY DEED OR FORECLOSURE	
Parks, Playgrounds, Shade Trees				Balance January 1, 1972	3,675.00
Land Reclamation & Conservation				Transfers From Taxes or Liens	
Other Recreational Services	13,275.00			Sale for Cash (1972)	
EDUCATION (excluding schools)				Cancelled, Abated or Adjusted (1972)	
Libraries	17,765.00			Balance December 31, 1972	3,675.00
Other Educational Services				CURRENT FINANCES DECEMBER 31, 1972	
STATUTORY EXPENDITURES				ASSETS	
Pensions & F. I. C. A.	33,705.47			Cash Dec. 31, 1972	251,075.27
Employee Fringe Benefits	8,200.00			Taxes Receivable	77,683.69
Other Statutory Expenditures				Tax Title Liens	24,971.12
MUNICIPAL FUNCTIONS				Foreclosed Property	3,675.00
CAPITAL IMPROVEMENTS	592,734.00			Emergencies & Other Deferred Charges	5,891.57
DEBT SERVICE				State Aid Receivable	37,330.00
Principal Payments	15,000.00			Other Receivables	
Interest Payments	11,982.00			Total	400,626.65
DEFERRED CHARGES	3,500.00			LIABILITIES, RESERVES, AND SURPLUS	
SCHOOL, COUNTY, SPECIAL DISTRICT TAXES	1,953,653.74			Cash Liabilities	58,394.34
RESERVE FOR UNCOLLECTED TAXES	107,942.43			Reserves for Receivables	106,229.81
EMERGENCY EMPLOYMENT ACT OF 1971	22,711.39			Surplus Dec. 31,	155,902.50
EXPENDITURES TOTAL	2,707,523.56			Total	400,626.65

1615

Population 1970 17,304
 Population 1972 18,275
 S & P Rating
 Moody Rating

General Tax Rate Per \$100. 3.89
 State Equalized Tax Rate 3.44

WEST MILFORD TOWNSHIP — PASSAIC COUNTY
Form of Government:
Council-Manager Plan D (OMCL50)
Number of Members on Governing Body 5

PER CAPITA:
 Gross Debt 831.86
 Net Debt 343.96
 Debt Service 4.60
 Total Tax Levy 478.37
 Municipal Expenditures 195.95

PER CENT:
 Gross Debt 6.82
 Net Debt 2.82
 Tax Levy Collected 90.82
 Tax Levy Cancelled, Abated or Adjusted 1.11

EXPENDITURES		REVENUES-REALIZED		1972 PROPERTY TAX	
GENERAL GOVERNMENT				STATE EQUALIZED TAX RATE	
Governing Body & Public Boards	16,500.00	1972 Property Taxes Collected	7,933,061.96	Local District School Taxes	2.29
Municipal Clerk	54,724.00	1972 Payments in Lieu of Taxes		Regional & Consolidated School Tax	
Financial Administration	23,615.00	Delinquent Tax & Lien Collections	670,447.74	School Taxes in Municipal Budget	
Assessment of Taxes	44,460.00	Business Personalty Replacement Taxes	54,580.16	County Taxes	.63
Collection of Taxes	46,682.00	Taxes from Public Utilities	354,676.09	County Library Taxes	
Planning, Housing & Development	33,656.00	Other Miscellaneous Tax Revenues		Local Municipal Purpose Taxes	.49
Human Resources		State Aid Revenues	101,413.03	Veteran & Senior Citizen Taxes	.04
Elections	8,286.00	Federal Aid Revenues	105,423.05	Total Taxes for Rate Computation	3.45
General Administration (other)	157,725.00	State and Local Fiscal Assistance Act Utilized		Special District Taxes	
JUDICIARY		Sale of Acquired Property	26,000.00	Bank Stock Taxes	5,492.93
Municipal Courts	27,125.00	Other Miscellaneous Revenues	146,833.52	Added and Omitted Taxes	89,415.67
PUBLIC SAFETY		Other Revenues, Revenue Sharing Tax Effort	167,067.71	Total Taxes Levied - ABSTRACT	8,742,123.49
Fire Protection	70,500.00	Total	9,559,503.66	Total Taxes Billed	8,734,607.54
Police Protection	416,810.00	Prior Years Surplus Appropriated	1,000,000.00	1972 TAXES COLLECTED	7,933,061.96
Civil Defense & Disaster Control	12,750.00	REVENUES TOTAL	10,559,503.66	1972 Taxes Cancelled, Abated or Adjusted	56,744.92
Environmental Inspection & Control	32,095.00	CAPITAL OUTLAY TOTAL	506,827.51	Transfer to Tax Title Liens or Foreclosed	136,050.12
Other Public Safety				Balance Outstanding Dec. 31, 1972	568,750.54
PUBLIC WORKS				PRIOR YEARS TAXES OUTSTANDING	
Streets and Drainage	887,292.45	Public Enterprises		Balance January 1, 1972	615,020.57
Sewers and Sewage Processing	26,450.00	Recreation—Culture		Collected in 1972	569,966.97
Garbage and Trash Disposal	47,700.00	Public Works	503,159.10	Cancelled, Abated or Adjusted 1972	1,325.60
Public Buildings and Grounds		Buildings and Grounds	3,668.41	Transfers to Tax Title Liens or Foreclosed	42,115.55
Other Public Works	100,050.00	Library and Education		Balance December 31, 1972	1,612.05
HEALTH and WELFARE		Conservation		TAX TITLE LIENS OUTSTANDING	
Health Services Except Environmental	37,854.00	All Other		Balance January 1, 1972	300,817.23
Welfare-Public Assistance	20,550.00	CAPITAL DEBT AUTHORIZED, DECEMBER 31, 1972		Transfers From Taxes	183,712.12
Hospitals, Clinics, First Aid	3,000.00	ISSUED AND UNISSUED GROSS DEBT NET DEBT		Redeemed in 1972	100,480.77
Animal, Insect, & Rodent Control	3,000.00	School	14,031,000	Cancelled, Abated or Adjusted (1972)	1,870.67
Other Welfare Services		Self-liquidating		Transfers to Foreclosed Property	14,394.84
RECREATION and CONSERVATION		Other	1,171,250	Balance December 31, 1972	367,783.07
Beaches and Boardwalks		Total	15,202,250	PROPERTY ACQUIRED BY DEED OR FORECLOSURE	
Parks, Playgrounds, Shade Trees		ISSUED AND OUTSTANDING		Balance January 1, 1972	251,680.16
Land Reclamation & Conservation	28,574.00	School	6,931,000.00	Transfers From Taxes or Liens	14,394.84
Other Recreational Services	47,212.00	Self-Liquidating		Sale for Cash (1972)	21,500.00
EDUCATION (excluding schools)		Other	548,000.00	Cancelled, Abated or Adjusted (1972)	3,200.00
Libraries	15,000.00	Total	7,879,000.00	Balance December 31, 1972	241,375.00
Other Educational Services		EQUALIZED VALUATION BASIS FOR NET DEBT COMPUTATION	222,905,355.33	CURRENT FINANCES DECEMBER 31, 1972	
STATUTORY EXPENDITURES		REAL PROPERTY VALUATIONS		ASSETS	
Pensions & F. I. C. A.	101,100.00	Code Class # of Parcels % VAL'N		Cash Dec. 31, 1972	1,751,174.61
Employee Fringe Benefits	38,700.00	1 Vacant Land 4853 21.74	47,515,300.00	Taxes Receivable	570,362.59
Other Statutory Expenditures		2 Residential 7133 68.65	151,317,900.00	Tax Title Liens	367,783.07
MUNICIPAL FUNCTIONS TOTAL	2,341,410.45	3 Farm 47 .34	740,400.00	Foreclosed Property	241,275.00
CAPITAL IMPROVEMENTS *MEMO*	370,000.00	4a Commercial 271 8.01	17,655,900.00	Emergencies & Other Deferred Charges	32,660.00
DEBT SERVICE		4b Industrial 22 1.14	2,504,100.00	State Aid Receivable	148,524.82
Principal Payments	61,376.65	4c Apartments 2 .13	277,500.00	Other Receivables	26,919.20
Interest Payments	22,623.35	12328 Total	220,411,100.00	Total	3,139,199.29
DEFERRED CHARGES	40,668.10	Land Area 78.20 Sq. Miles		LIABILITIES, RESERVES, AND SURPLUS	
SCHOOL, COUNTY, SPECIAL DISTRICT TAXES	7,412,729.75	Net Valuation Taxable-Municipal	225,120,455.00	Cash Liabilities	745,087.00
RESERVE FOR UNCOLLECTED TAXES	1,040,263.07	Net Valuation Taxable-County	236,391,287.00	Reserves for Receivables	1,206,435.86
EMERGENCY EMPLOYMENT ACT OF 1971	74,695.01	State Equalization Ratio	88.62	Surplus Dec. 31,	1,187,672.43
EXPENDITURES TOTAL	10,992,766.38			Total	3,139,199.29

0912

Population 1970 40,627
 Population 1972 40,795
 S & P Rating /
 Moody Rating AAA

General Tax Rate Per \$100. 8.22
 State Equalized Tax Rate 5.86

WEST NEW YORK TOWN — HUDSON COUNTY
 Form of Government:
 Commission (1911)
 Number of Members on Governing Body 5

PER CAPITA:
 Gross Debt 345.39
 Net Debt 94.10
 Debt Service 28.15
 Total Tax Levy 279.77
 Municipal Expenditures 216.86

PER CENT:
 Gross Debt 7.78
 Net Debt 2.12
 Tax Levy Collected 92.47
 Tax Levy Cancelled, Abated or Adjusted .50

EXPENDITURES		REVENUES-REALIZED		1972 PROPERTY TAX	
GENERAL GOVERNMENT				STATE EQUALIZED TAX RATE 2.11	
Governing Body & Public Boards				Local District School Taxes	4,115,039.00
Municipal Clerk	45,715.00	1972 Property Taxes Collected		Regional & Consolidated School Tax	
Financial Administration	52,539.00	1972 Payments in Lieu of Taxes		School Taxes in Municipal Budget .30	581,579.50
Assessment of Taxes	57,445.00	Delinquent Tax & Lien Collections		County Taxes 1.31	2,556,262.11
Collection of Taxes	41,367.00	Business Personalty Replacement Taxes		County Library Taxes	
Planning, Housing & Development	45,677.00	Taxes from Public Utilities		Local Municipal Purpose Taxes 2.11	4,112,354.79
Human Resources	16,300.00	Other Miscellaneous Tax Revenues		Veteran & Senior Citizen Taxes .04	71,170.00
Elections	8,250.00	State Aid Revenues		Total Taxes for Rate Computation 5.87	11,440,805.40
General Administration (other)	354,157.00	Federal Aid Revenues		Special District Taxes	
JUDICIARY		State and Local Fiscal Assistance Act Utilized		Bank Stock Taxes	15,229.04
Municipal Courts	51,472.00	Sale of Acquired Property		Added and Omitted Taxes	28,221.62
PUBLIC SAFETY		Other Miscellaneous Revenues		Total Taxes Levied - ABSTRACT	11,412,086.06
Fire Protection	1,475,512.68	Other Revenues, Revenue Sharing Tax Effort		Total Taxes Billed	11,416,001.15
Police Protection	1,449,596.60	Total		1972 TAXES COLLECTED	10,556,540.13
Civil Defense & Disaster Control	6,626.00	Prior Years Surplus Appropriated		1972 Taxes Cancelled, Abated or Adjusted	102,598.01
Environmental Inspection & Control	2,000.00	REVENUES TOTAL		Transfer to Tax Title Liens or Foreclosed	12,746.14
Other Public Safety		CAPITAL OUTLAY TOTAL		Balance Outstanding Dec. 31, 1972	742,716.67
PUBLIC WORKS				PRIOR YEARS TAXES OUTSTANDING	
Streets and Drainage	555,363.00	Public Enterprises		Balance January 1, 1972	535,242.64
Sewers and Sewage Processing	247,860.11	Recreation—Culture		Collected in 1972	511,388.54
Garbage and Trash Disposal	289,000.00	Public Works		Cancelled, Abated or Adjusted 1972	
Public Buildings and Grounds	131,048.00	Buildings and Grounds		Transfers to Tax Title Liens or Foreclosed	5,672.44
Other Public Works		Library and Education		Balance December 31, 1972	418,181.66
HEALTH and WELFARE		Conservation		TAX TITLE LIENS OUTSTANDING	
Health Services Except Environmental	167,532.00	All Other		Balance January 1, 1972	55,549.10
Welfare-Public Assistance	48,245.00	CAPITAL DEBT AUTHORIZED, DECEMBER 31, 1972		Transfers From Taxes	20,128.08
Hospitals, Clinics, First Aid		ISSUED AND UNISSUED GROSS DEBT NET DEBT		Redeemed in 1972	29,205.97
Animal, Insect, & Rodent Control		School 11,790,500 1,907,731		Cancelled, Abated or Adjusted (1972)	
Other Welfare Services		Self-Liquidating 2,299,666 1,931,000		Transfers to Foreclosed Property	
RECREATION and CONSERVATION		Other 14,090,166 3,838,731		Balance December 31, 1972	46,871.21
Beaches and Boardwalks		ISSUED AND OUTSTANDING		PROPERTY ACQUIRED BY DEED OR FORECLOSURE	
Parks, Playgrounds, Shade Trees	339,654.00	School 7,090,000.00		Balance January 1, 1972	18,800.00
Land Reclamation & Conservation		Self-Liquidating 2,229,000.00		Transfers From Taxes or Liens	
Other Recreational Services	4,500.00	Other 9,319,000.00		Sale for Cash (1972)	
EDUCATION (excluding schools)		Total		Cancelled, Abated or Adjusted (1972)	
Libraries	50,527.00	EQUALIZED VALUATION BASIS		Balance December 31, 1972	18,800.00
Other Educational Services		FOR NET DEBT COMPUTATION		CURRENT FINANCES DECEMBER 31, 1972	
STATUTORY EXPENDITURES		REAL PROPERTY VALUATIONS		ASSETS	
Pensions & F. I. C. A.	548,200.00	Code Class # of Parcels % VAL'N ASSESSED VALUATION		Cash Dec. 31, 1972	1,403,461.23
Employee Fringe Benefits	155,000.00	1 Vacant Land 202 1.54 2,124,500.00		Taxes Receivable	1,160,898.53
Other Statutory Expenditures		2 Residential 2371 26.98 37,233,025.00		Tax Title Liens	46,871.21
MUNICIPAL FUNCTIONS TOTAL	6,304,630.39	3 Farm 35,125,600.00		Foreclosed Property	18,800.00
CAPITAL IMPROVEMENTS *MEMO*	152,000.00	4a Commercial 850 25.45 13,568,275.00		Emergencies & Other Deferred Charges	126,470.51
DEBT SERVICE		4b Industrial 252 5.83 45,553,550.00		State Aid Receivable	112,856.44
Principal Payments	645,000.00	4c Apartments 442 36.20 138,005,350.00		Other Receivables	105,991.88
Interest Payments	503,415.50	Total		Total	2,989,350.20
TYPE I SCHL DEBT *MEMO*	883,522.50	Land Area .90 Sq. Miles		LIABILITIES, RESERVES, AND SURPLUS	
DEFERRED CHARGES	11,200.00	Net Valuation Taxable-Municipal		Cash Liabilities	504,547.47
SCHOOL, COUNTY, SPECIAL DISTRICT TAXES	7,257,280.61	Net Valuation Taxable-County		Reserves for Receivables	1,336,561.62
RESERVE FOR UNCOLLECTED TAXES	928,368.19	State Equalization Ratio 71.35		Surplus Dec. 31,	748,241.11
EMERGENCY EMPLOYMENT ACT OF 1971	454,215.11			Total	2,589,350.20
EXPENDITURES TOTAL	16,104,213.80				

1971/3000

* ABOVE DEBT SERVICE INCLUDES TYPE I SCHOOL DEBT

0722

Population 1970 43,715
 Population 1972 43,930
 S & P Rating A
 Moody Rating A

General Tax Rate Per \$100. 4.99
 State Equalized Tax Rate 4.55

WEST ORANGE TOWN — ESSEX COUNTY
Form of Government:
Mayor-Council Plan B (OMCL50)
Number of Members on Governing Body 5

PER CAPITA:
 Gross Debt 430.03
 Net Debt 212.20
 Debt Service 6.13
 Total Tax Levy 469.27
 Municipal Expenditures 185.07

PER CENT:
 Gross Debt 4.67
 Net Debt 2.30
 Tax Levy Collected 96.57
 Tax Levy Cancelled, Abated or Adjusted .21

EXPENDITURES		REVENUES-REALIZED		1972 PROPERTY TAX	
GENERAL GOVERNMENT				STATE EQUALIZED TAX RATE	
Governing Body & Public Boards	40,634.00	1972 Property Taxes Collected	19,527,230.26	Local District School Taxes	2.23
Municipal Clerk	40,540.00	1972 Payments in Lieu of Taxes	42,903.65	Regional & Consolidated School Tax	
Financial Administration	85,601.00	Delinquent Tax & Lien Collections	487,889.41	School Taxes in Municipal Budget	
Assessment of Taxes	56,322.00	Business Personalty Replacement Taxes	442,980.53	County Taxes	1.30
Collection of Taxes	51,590.00	Taxes from Public Utilities	563,754.04	County Library Taxes	
Planning, Housing & Development	5,585.00	Other Miscellaneous Tax Revenues	2,120.11	Local Municipal Purpose Taxes	1.02
Human Resources		State Aid Revenues	356,225.23	Veteran & Senior Citizen Taxes	.05
Elections	19,700.00	Federal Aid Revenues	31,201.35	Total Taxes for Rate Computation	4.60
General Administration (other)	521,635.00	State and Local Fiscal Assistance Act Utilized		Special District Taxes	
JUDICIARY		Sale of Acquired Property	4,200.00	Bank Stock Taxes	17,088.40
Municipal Courts	42,153.00	Other Miscellaneous Revenues	138,871.16	Added and Omitted Taxes	260,308.34
PUBLIC SAFETY		Other Revenues, Revenue Sharing Tax Effort	160,330.85	Total Taxes Levied - ABSTRACT	20,615,039.84
Fire Protection	1,328,093.00	Total	22,567,706.99	Total Taxes Billed	20,646,172.71
Police Protection	1,585,886.69	Prior Years Surplus Appropriated	1,100,000.00	1972 TAXES COLLECTED	15,527,230.26
Civil Defense & Disaster Control	12,500.00	REVENUES TOTAL	23,667,706.99	1972 Taxes Cancelled, Abated or Adjusted	44,173.27
Environmental Inspection & Control	87,163.00	CAPITAL OUTLAY TOTAL	743,173.10	Transfer to Tax Title Liens or Foreclosed	107,464.54
Other Public Safety		Public Enterprises		Balance Outstanding Dec. 31, 1972	557,304.64
PUBLIC WORKS		Recreation—Culture	401,383.19	PRIOR YEARS TAXES OUTSTANDING	
Streets and Drainage	686,558.98	Public Works	247,613.44	Balance January 1, 1972	728,225.87
Sewers and Sewage Processing	147,146.00	Buildings and Grounds	58,121.02	Collected in 1972	485,537.68
Garbage and Trash Disposal	441,106.00	Library and Education	36,055.45	Cancelled, Abated or Adjusted 1972	10,109.33
Public Buildings and Grounds	126,669.00	Conservation		Transfers to Tax Title Liens or Foreclosed	32,541.01
Other Public Works		All Other		Balance December 31, 1972	159,637.85
HEALTH and WELFARE		CAPITAL DEBT AUTHORIZED, DECEMBER 31, 1972		TAX TITLE LIENS OUTSTANDING	
Health Services Except Environmental	133,889.37	ISSUED AND UNISSUED	GROSS DEBT	Balance January 1, 1972	118,325.21
Welfare-Public Assistance	31,652.00	School	8,771,000	Transfers From Taxes	146,321.58
Hospitals, Clinics, First Aid	4,300.00	Self-liquidating	345,000	Redeemed in 1972	2,351.73
Animal, Insect, & Rodent Control	23,560.00	Other	5,775,395	Cancelled, Abated or Adjusted (1972)	
Other Welfare Services		Total	18,891,395	Transfers to Foreclosed Property	
RECREATION and CONSERVATION		ISSUED AND OUTSTANDING		Balance December 31, 1972	262,295.06
Beaches and Boardwalks		School	8,701,000.00	PROPERTY ACQUIRED BY DEED OR FORECLOSURE	
Parks, Playgrounds, Shade Trees	275,531.00	Self-liquidating	345,000.00	Balance January 1, 1972	201,553.60
Land Reclamation & Conservation		Other	2,905,000.00	Transfers From Taxes or Liens	
Other Recreational Services	78,836.00	Total	11,551,000.00	Sale for Cash (1972)	4,200.00
EDUCATION (excluding schools)		EQUALIZED VALUATION BASIS FOR NET DEBT COMPUTATION	404,597,426.00	Cancelled, Abated or Adjusted (1972)	
Libraries	266,312.00	REAL PROPERTY VALUATIONS		Balance December 31, 1972	157,353.60
Other Educational Services	250.00	Code Class # of Parcels % VAL'N	ASSESSED VALUATION	CURRENT FINANCES DECEMBER 31, 1972	
STATUTORY EXPENDITURES		1 Vacant Land 814 2.53	14,391,700.00	ASSETS	
Pensions & F. I. C. A.	473,810.00	2 Residential 9831 75.48	307,805,400.00	Cash Dec. 31, 1972	1,857,823.05
Employee Fringe Benefits	132,820.00	3 Farm		Taxes Receivable	756,542.49
Other Statutory Expenditures		4a Commercial 367 11.75	47,521,600.00	Tax Title Liens	262,295.06
MUNICIPAL FUNCTIONS		4b Industrial 50 2.56	10,422,200.00	Foreclosed Property	157,353.60
CAPITAL IMPROVEMENTS	66,312.00	4c Apartments 45 6.68	27,238,900.00	Emergencies & Other Deferred Charges	58,770.33
DEBT SERVICE		11107 Total	407,783,800.00	State Aid Receivable	108,114.40
Principal Payments	154,000.00	Land Area 12.10 Sq. Miles		Other Receivables	235,745.35
Interest Payments	115,389.00	Net Valuation Taxable-Municipal	412,439,200.00	Total	3,517,044.32
DEFERRED CHARGES		Net Valuation Taxable-County	422,662,811.00	LIABILITIES, RESERVES, AND SURPLUS	
SCHOOL, COUNTY, SPECIAL DISTRICT TAXES	15,753,127.56	State Equalization Ratio	92.13	Cash Liabilities	1,000,543.31
RESERVE FOR UNCOLLECTED TAXES	1,028,232.35			Reserves for Receivables	1,452,336.50
EMERGENCY EMPLOYMENT ACT OF 1971	31,274.33			Surplus Dec. 31,	1,064,164.51
EXPENDITURES TOTAL	23,923,452.32			Total	3,517,044.32

1971/3000

1616

Population 1970 11,692
 Population 1972 12,155
 S & P Rating BAA
 Moody Rating

General Tax Rate Per \$100. 3.22
 State Equalized Tax Rate 2.81

WEST PATERSON BOROUGH — PASSAIC CO.
Form of Government:
 Small Municipality Plan C (OMCL50)
 Number of Members on Governing Body 7

PER CAPITA: 349.97
 Gross Debt 111.62
 Net Debt 8.07
 Debt Service 299.71
 Total Tax Levy 116.31
 Municipal Expenditures

PER CENT: 3.64
 Gross Debt 1.16
 Net Debt 98.10
 Tax Levy Collected
 Tax Levy Cancelled, Abated or Adjusted .28

EXPENDITURES		REVENUES-REALIZED		1972 PROPERTY TAX	
GENERAL GOVERNMENT				STATE EQUALIZED TAX RATE	
Governing Body & Public Boards	8,700.00	1972 Property Taxes Collected		Local District School Taxes	1.00
Municipal Clerk		1972 Payments in Lieu of Taxes		Regional & Consolidated School Tax	.65
Financial Administration	10,900.00	Delinquent Tax & Lien Collections		School Taxes in Municipal Budget	
Assessment of Taxes	7,225.00	Business Personalty Replacement Taxes		County Taxes	.62
Collection of Taxes	15,302.00	Taxes from Public Utilities		County Library Taxes	
Planning, Housing & Development	4,032.00	Other Miscellaneous Tax Revenues		Local Municipal Purpose Taxes	.46
Human Resources		State Aid Revenues		Veteran & Senior Citizen Taxes	.05
Elections	1,523.00	Federal Aid Revenues		Total Taxes for Rate Computation	2.82
General Administration (other)	99,236.00	State and Local Fiscal Assistance Act Utilized		Special District Taxes	
JUDICIARY		Sale of Acquired Property		Bank Stock Taxes	2,908.23
Municipal Courts	8,569.00	Other Miscellaneous Revenues		Added and Omitted Taxes	17,767.17
PUBLIC SAFETY		Other Revenues, Revenue Sharing Tax Effort		Total Taxes Levied - ABSTRACT	3,654,992.07
Fire Protection	51,545.00	Prior Years Surplus Appropriated		Total Taxes Billed	3,656,983.24
Police Protection	271,168.00	REVENUES TOTAL		1972 TAXES COLLECTED	3,587,569.36
Civil Defense & Disaster Control	5,600.00	CAPITAL OUTLAY TOTAL		1972 Taxes Cancelled, Abated or Adjusted	10,115.90
Environmental Inspection & Control	4,092.00			Transfer to Tax Title Liens or Foreclosed	257.42
Other Public Safety				Balance Outstanding Dec. 31, 1972	58,940.56
PUBLIC WORKS				PRIOR YEARS TAXES OUTSTANDING	
Streets and Drainage	118,682.00			Balance January 1, 1972	128,902.86
Sewers and Sewage Processing	93,100.00			Collected in 1972	62,702.39
Garbage and Trash Disposal	100,000.00			Cancelled, Abated or Adjusted 1972	
Public Buildings and Grounds	7,328.45			Transfers to Tax Title Liens or Foreclosed	
Other Public Works	30,895.00			Balance December 31, 1972	66,200.47
HEALTH and WELFARE				TAX TITLE LIENS OUTSTANDING	
Health Services Except Environmental	12,647.00			Balance January 1, 1972	1,635.32
Welfare-Public Assistance	2,381.53			Transfers From Taxes	257.42
Hospitals, Clinics, First Aid				Redeemed in 1972	150.00
Animal, Insect, & Rodent Control				Cancelled, Abated or Adjusted (1972)	
Other Welfare Services				Transfers to Foreclosed Property	
RECREATION and CONSERVATION				Balance December 31, 1972	1,842.74
Beaches and Boardwalks				PROPERTY ACQUIRED BY DEED OR FORECLOSURE	
Parks, Playgrounds, Shade Trees	32,600.00			Balance January 1, 1972	169,800.00
Land Reclamation & Conservation	50,000.00			Transfers From Taxes or Liens	
Other Recreational Services	3,500.00			Sale for Cash (1972)	
EDUCATION (excluding schools)				Cancelled, Abated or Adjusted (1972)	
Libraries	29,600.00			Balance December 31, 1972	169,800.00
Other Educational Services				CURRENT FINANCES DECEMBER 31, 1972	
STATUTORY EXPENDITURES				ASSETS	
Pensions & F. I. C. A.	53,107.36			Cash Dec. 31, 1972	337,458.60
Employee Fringe Benefits	15,200.00			Taxes Receivable	125,141.03
Other Statutory Expenditures				Tax Title Liens	1,842.74
MUNICIPAL FUNCTIONS				Foreclosed Property	169,800.00
CAPITAL IMPROVEMENTS	29,000.00			Emergencies & Other Deferred Charges	130,644.00
DEBT SERVICE				State Aid Receivable	22,213.67
Principal Payments	65,000.00			Other Receivables	51,290.51
Interest Payments	33,372.25			Total	878,390.55
DEFERRED CHARGES				LIABILITIES, RESERVES, AND SURPLUS	
SCHOOL, COUNTY, SPECIAL DISTRICT TAXES	73,206.72			Cash Liabilities	263,607.45
RESERVE FOR UNCOLLECTED TAXES	3,034,671.86			Reserves for Receivables	344,794.27
EMERGENCY EMPLOYMENT ACT OF 1971	128,838.28			Surplus Dec. 31,	269,988.83
EXPENDITURES TOTAL	4,453,051.96			Total	878,390.55

0513

Population 1970 235
 Population 1972 260
 S & P Rating
 Moody Rating

General Tax Rate Per \$100. 3.24
 State Equalized Tax Rate 2.29

WEST WILDWOOD BOROUGH — CAPE MAY CO.
 Form of Government:
 Commission (1911)
 Number of Members on Governing Body 3

PER CAPITA:
 Gross Debt 500.00
 Net Debt 500.00
 Debt Service 65.86
 Total Tax Levy 564.87
 Municipal Expenditures 672.74

PER CENT:
 Gross Debt 2.38
 Net Debt 2.38
 Tax Levy Collected 719.47
 Tax Levy Cancelled, Abated or Adjusted 116.10

EXPENDITURES		REVENUES-REALIZED		1972 PROPERTY TAX	
GENERAL GOVERNMENT		1972 Property Taxes Collected		STATE EQUALIZED TAX RATE .40	
Governing Body & Public Boards		11,751.67		Local District School Taxes	
Municipal Clerk		1,866.47		Regional & Consolidated School Tax	
Financial Administration	1,225.00	12,119.21		School Taxes in Municipal Budget	
Assessment of Taxes	2,210.00	5,316.82		County Taxes	
Collection of Taxes		18,457.52		County Library Taxes	
Planning, Housing & Development		6,625.79		Local Municipal Purpose Taxes	
Human Resources		26,500.00		Veteran & Senior Citizen Taxes	
Elections	1,050.00	218,073.34		Total Taxes for Rate Computation	
General Administration (other)	23,561.27			Special District Taxes	
JUDICIARY				Bank Stock Taxes	
Municipal Courts	1,330.00			Added and Omitted Taxes	
PUBLIC SAFETY				Total Taxes Levied - ABSTRACT	
Fire Protection	4,350.00			Total Taxes Billed	
Police Protection	19,823.73			1972 TAXES COLLECTED	
Civil Defense & Disaster Control				1972 Taxes Cancelled, Abated or Adjusted	
Environmental Inspection & Control	745.00			Transfer to Tax Title Liens or Foreclosed	
Other Public Safety				Balance Outstanding Dec. 31, 1972	
PUBLIC WORKS				PRIOR YEARS TAXES OUTSTANDING	
Streets and Drainage	25,000.00			Balance January 1, 1972	
Sewers and Sewage Processing	14,500.00			Collected in 1972	
Garbage and Trash Disposal	2,325.00			Cancelled, Abated or Adjusted 1972	
Public Buildings and Grounds	4,000.00			Transfers to Tax Title Liens or Foreclosed	
Other Public Works	2,000.00			Balance December 31, 1972	
HEALTH and WELFARE				TAX TITLE LIENS OUTSTANDING	
Health Services Except Environmental				Balance January 1, 1972	
Welfare-Public Assistance	160.00			Transfers From Taxes	
Hospitals, Clinics, First Aid				Redeemed in 1972	
Animal, Insect, & Rodent Control	200.00			Cancelled, Abated or Adjusted (1972)	
Other Welfare Services				Transfers to Foreclosed Property	
RECREATION and CONSERVATION				Balance December 31, 1972	
Beaches and Boardwalks				PROPERTY ACQUIRED BY DEED OR	
Parks, Playgrounds, Shade Trees				FORECLOSURE	
Land Reclamation & Conservation	27,485.00			Balance January 1, 1972	
Other Recreational Services				Transfers From Taxes or Liens	
EDUCATION (excluding schools)				Sale for Cash (1972)	
Libraries				Cancelled, Abated or Adjusted (1972)	
Other Educational Services				Balance December 31, 1972	
STATUTORY EXPENDITURES				CURRENT FINANCES DECEMBER 31, 1972	
Pensions & F. I. C. A.	2,750.00			ASSETS	
Employee Fringe Benefits				Cash Dec. 31, 1972	
Other Statutory Expenditures				Taxes Receivable	
MUNICIPAL FUNCTIONS TOTAL	132,719.00			Tax Title Liens	
CAPITAL IMPROVEMENTS *MEMO*	6,500.00			Foreclosed Property	
DEBT SERVICE				Emergencies & Other Deferred Charges	
Principal Payments	10,000.00			State Aid Receivable	
Interest Payments	7,122.94			Other Receivables	
DEFERRED CHARGES	9,645.32			Total	
SCHOOL, COUNTY, SPECIAL DISTRICT TAXES	57,033.72			LIABILITIES, RESERVES, AND SURPLUS	
RESERVE FOR UNCOLLECTED TAXES	15,424.68			Cash Liabilities	
EMERGENCY EMPLOYMENT ACT OF 1971				Reserves for Receivables	
EXPENDITURES TOTAL	221,945.66			Surplus Dec. 31,	
				Total	

1113

Population 1970 6,431
Population 1972 7,500
S & P Rating
Moody Rating

General Tax Rate Per \$100. 3.21
State Equalized Tax Rate 2.50

WEST WINDSOR TOWNSHIP — MERCER COUNTY
Form of Government:
Township Committee
Number of Members on Governing Body 5

PER CAPITA: Gross Debt 1,028.79
Net Debt 63.47
Debt Service
Total Tax Levy 501.40
Municipal Expenditures 148.43
PER CENT: Gross Debt 7.34
Net Debt .45
Tax Levy Collected 96.19
Tax Levy Cancelled, Abated or Adjusted .13

EXPENDITURES		REVENUES-REALIZED		1972 PROPERTY TAX	
GENERAL GOVERNMENT				STATE EQUALIZED TAX RATE →	
Governing Body & Public Boards				Local District School Taxes	
Municipal Clerk				Regional & Consolidated School Tax 1.81	
Financial Administration	10,300.00	1972 Property Taxes Collected	3,618,799.25	School Taxes in Municipal Budget	2,281,901.47
Assessment of Taxes	20,600.00	1972 Payments in Lieu of Taxes		County Taxes .92	1,163,879.27
Collection of Taxes	11,500.00	Delinquent Tax & Lien Collections	86,077.20	County Library Taxes .03	36,938.01
Planning, Housing & Development	30,025.00	Business Personality Replacement Taxes	117,893.41	Local Municipal Purpose Taxes .12	145,345.96
Human Resources		Taxes from Public Utilities	315,859.11	Veteran & Senior Citizen Taxes .01	8,175.00
Elections	1,000.00	Other Miscellaneous Tax Revenues		Total Taxes for Rate Computation 2.85	3,636,239.71
General Administration (other)	127,200.00	State Aid Revenues	57,421.63	Special District Taxes	
JUDICIARY		Federal Aid Revenues		Bank Stock Taxes	2,518.04
Municipal Courts	19,500.00	State and Local Fiscal Assistance Act Utilized		Added and Omitted Taxes	125,513.22
PUBLIC SAFETY		Sale of Acquired Property		Total Taxes Levied - ABSTRACT	3,760,495.97
Fire Protection	78,800.00	Other Miscellaneous Revenues	102,643.73	Total Taxes Billed	2,761,575.88
Police Protection	249,202.00	Other Revenues, Revenue Sharing Tax Effort	83,286.57	1972 TAXES COLLECTED	3,618,799.25
Civil Defense & Disaster Control	500.00	Prior Years Surplus Appropriated	412,500.00	1972 Taxes Cancelled, Abated or Adjusted	4,869.78
Environmental Inspection & Control	17,800.00	REVENUES TOTAL	4,794,480.90	Transfer to Tax Title Liens or Foreclosed	6,336.54
Other Public Safety		CAPITAL OUTLAY TOTAL	62,273.02	Balance Outstanding Dec. 31, 1972	131,970.31
PUBLIC WORKS				PRIOR YEARS TAXES OUTSTANDING	
Streets and Drainage	205,800.00	Public Enterprises		Balance January 1, 1972	89,565.47
Sewers and Sewage Processing		Recreation—Culture		Collected in 1972	76,852.92
Garbage and Trash Disposal	4,180.00	Public Works	62,273.02	Cancelled, Abated or Adjusted 1972	547.03
Public Buildings and Grounds	21,500.00	Buildings and Grounds		Transfers to Tax Title Liens or Foreclosed	3,526.87
Other Public Works		Library and Education		Balance December 31, 1972	8,238.65
HEALTH and WELFARE		Conservation		TAX TITLE LIENS OUTSTANDING	
Health Services Except Environmental	20,000.00	All Other		Balance January 1, 1972	9,097.41
Welfare-Public Assistance	4,200.00	CAPITAL DEBT AUTHORIZED, DECEMBER 31, 1972		Transfers From Taxes	10,411.03
Hospitals, Clinics, First Aid	6,000.00	ISSUED AND UNISSUED GROSS DEBT NET DEBT		Redeemed in 1972	9,224.28
Animal, Insect, & Rodent Control	18,000.00	School 7,239,935		Cancelled, Abated or Adjusted (1972)	
Other Welfare Services		Self-liquidating 476,000	476,000	Transfers to Foreclosed Property	
RECREATION and CONSERVATION		Other 476,000	476,000	Balance December 31, 1972	10,284.16
Beaches and Boardwalks		Total 7,715,935		PROPERTY ACQUIRED BY DEED OR FORECLOSURE	
Parks, Playgrounds, Shade Trees	8,970.00	ISSUED AND OUTSTANDING		Balance January 1, 1972	1,920.00
Land Reclamation & Conservation	2,000.00	School 7,239,935.20		Transfers From Taxes or Liens	
Other Recreational Services	1,358.00	Self-Liquidating		Sale for Cash (1972)	
EDUCATION (excluding schools)		Other		Cancelled, Abated or Adjusted (1972)	
Libraries		Total 7,239,935.20		Balance December 31, 1972	1,920.00
Other Educational Services		EQUALIZED VALUATION BASIS		CURRENT FINANCES DECEMBER 31, 1972	
STATUTORY EXPENDITURES		FOR NET DEBT COMPUTATION	105,169,854.67	ASSETS	
Pensions & F. I. C. A.	24,360.00	REAL PROPERTY VALUATIONS		Cash Dec. 31, 1972	1,192,371.83
Employee Fringe Benefits	10,400.00	Code Class # of Parcels % VAL'N ASSESSED VALUATION		Taxes Receivable	140,208.56
Other Statutory Expenditures		1 Vacant Land 311 2.80 3,052,500.00		Tax Title Liens	10,284.16
MUNICIPAL FUNCTIONS		2 Residential 1655 50.43 55,023,400.00		Foreclosed Property	1,520.00
CAPITAL IMPROVEMENTS	302,250.00	3 Farm 326 6.11 6,670,950.00		Emergencies & Other Deferred Charges	7,000.00
DEBT SERVICE		4a Commercial 125 11.09 12,101,000.00		State Aid Receivable	12,160.00
Principal Payments		4b Industrial 52 26.69 29,114,900.00		Other Receivables	2,596.00
Interest Payments		4c Apartments 6 2.87 3,135,500.00		Total	1,266,540.95
DEFERRED CHARGES		2515 Total 109,098,250.00		LIABILITIES, RESERVES, AND SURPLUS	
SCHOOL, COUNTY, SPECIAL DISTRICT TAXES	3,482,718.75	Land Area 26.84 Sq. Miles		Cash Liabilities	284,483.65
RESERVE FOR UNCOLLECTED TAXES	220,000.00	Net Valuation Taxable-Municipal	113,511,979.00	Reserves for Receivables	155,009.12
EMERGENCY EMPLOYMENT ACT OF 1971		Net Valuation Taxable-County	118,212,089.00	Surplus Dec. 31,	527,048.14
EXPENDITURES TOTAL	4,555,913.75	State Equalization Ratio	90.42	Total	1,266,540.95

1971/3000

0337

Population 1970 2,680
 Population 1972 2,735
 S & P Rating
 Moody Rating

General Tax Rate Per \$100. 4.60
 State Equalized Tax Rate 3.71

WESTAMPTON TOWNSHIP — BURLINGTON CO.

Form of Government:

Township Committee

Number of Members on Governing Body 5

PER CAPITA:

Gross Debt 274.41
 Net Debt 18.28
 Debt Service .80
 Total Tax Levy 338.87
 Municipal Expenditures 114.97

PER CENT:

Gross Debt 3.29
 Net Debt .22
 Tax Levy Collected 92.60
 Tax Levy Cancelled, Abated or Adjusted .04

EXPENDITURES		REVENUES-REALIZED		1972 PROPERTY TAX	
GENERAL GOVERNMENT				STATE EQUALIZED TAX RATE 3.72	
Governing Body & Public Boards				Local District School Taxes 1.69	426,128.50
Municipal Clerk				Regional & Consolidated School Tax 1.28	323,171.00
Financial Administration	5,400.00			School Taxes in Municipal Budget	
Assessment of Taxes	6,200.00			County Taxes .65	162,896.61
Collection of Taxes	1,500.00			County Library Taxes .03	6,590.53
Planning, Housing & Development	650.00			Local Municipal Purpose Taxes	
Human Resources				Veteran & Senior Citizen Taxes .07	17,260.00
Elections				Total Taxes for Rate Computation 3.72	536,046.64
General Administration (other)	33,600.00			Special District Taxes	
JUDICIARY				Bank Stock Taxes	692.82
Municipal Courts	14,610.00			Added and Omitted Taxes	7,318.60
PUBLIC SAFETY				Total Taxes Levied - ABSTRACT	526,798.06
Fire Protection	23,400.00			Total Taxes Billed	526,747.47
Police Protection	35,849.00			1972 TAXES COLLECTED	558,200.62
Civil Defense & Disaster Control	50.00			1972 Taxes Cancelled, Abated or Adjusted	390.20
Environmental Inspection & Control	1,850.00			Transfer to Tax Title Liens or Foreclosed	15,548.75
Other Public Safety				Balance Outstanding Dec. 31, 1972	48,607.90
PUBLIC WORKS				PRIOR YEARS TAXES OUTSTANDING	
Streets and Drainage	87,724.44			Balance January 1, 1972	52,312.58
Sewers and Sewage Processing	2,100.00			Collected in 1972	36,436.33
Garbage and Trash Disposal	4,000.00			Cancelled, Abated or Adjusted 1972	
Public Buildings and Grounds	4,200.00			Transfers to Tax Title Liens or Foreclosed	3,564.58
Other Public Works				Balance December 31, 1972	12,312.07
HEALTH and WELFARE				TAX TITLE LIENS OUTSTANDING	
Health Services Except Environmental	800.00			Balance January 1, 1972	25,819.64
Welfare-Public Assistance	2,350.00			Transfers From Taxes	23,662.66
Hospitals, Clinics, First Aid				Redeemed in 1972	626.15
Animal, Insect, & Rodent Control	1,250.00			Cancelled, Abated or Adjusted (1972)	
Other Welfare Services				Transfers to Foreclosed Property	
RECREATION and CONSERVATION				Balance December 31, 1972	52,856.15
Beaches and Boardwalks				PROPERTY ACQUIRED BY DEED OR FORECLOSURE	
Parks, Playgrounds, Shade Trees				Balance January 1, 1972	750.00
Land Reclamation & Conservation				Transfers From Taxes or Liens	
Other Recreational Services	2,550.00			Sale for Cash (1972)	
EDUCATION (excluding schools)				Cancelled, Abated or Adjusted (1972)	
Libraries				Balance December 31, 1972	750.00
Other Educational Services				CURRENT FINANCES DECEMBER 31, 1972	
STATUTORY EXPENDITURES				ASSETS	
Pensions & F. I. C. A.	2,620.00			Cash Dec. 31, 1972	524,791.09
Employee Fringe Benefits				Taxes Receivable	60,519.97
Other Statutory Expenditures				Tax Title Liens	52,856.15
MUNICIPAL FUNCTIONS TOTAL	230,703.44			Foreclosed Property	750.00
CAPITAL IMPROVEMENTS *MEMO*	8,500.00			Emergencies & Other Deferred Charges	11,800.00
DEBT SERVICE				State Aid Receivable	267.54
Principal Payments				Other Receivables	8,263.55
Interest Payments	2,200.00			Total	659,648.30
DEFERRED CHARGES	3,230.00			LIABILITIES, RESERVES, AND SURPLUS	
SCHOOL, COUNTY, SPECIAL DISTRICT TAXES	518,786.64			Cash Liabilities	371,138.37
RESERVE FOR UNCOLLECTED TAXES	78,300.00			Reserves for Receivables	122,789.67
EMERGENCY EMPLOYMENT ACT OF 1971				Surplus Dec. 31,	165,720.26
EXPENDITURES TOTAL	1,233,220.08			Total	659,648.30
		CAPITAL OUTLAY TOTAL			
		Public Enterprises			
		Recreation—Culture			
		Public Works			
		Buildings and Grounds			
		Library and Education			
		Conservation			
		All Other			
		CAPITAL DEBT AUTHORIZED, DECEMBER 31, 1972			
		ISSUED AND UNISSUED GROSS DEBT NET DEBT			
		School 700,518			
		Self-liquidating			
		Other 50,000			
		Total 750,518			
		ISSUED AND OUTSTANDING			
		School 700,518.10			
		Self-Liquidating			
		Other 50,000.00			
		Total 750,518.10			
		EQUALIZED VALUATION BASIS			
		FOR NET DEBT COMPUTATION 22,777,495.67			
		REAL PROPERTY VALUATIONS			
		Code Class # of Parcels % VAL'N			
		1 Vacant Land 138 5.37			
		2 Residential 644 55.15			
		3 Farm 139 9.62			
		4a Commercial 48 17.70			
		4b Industrial 2 12.17			
		4c Apartments			
		571 Total			
		Land Area 11.04 Sq. Miles			
		Net Valuation Taxable-Municipal 20,360,517.00			
		Net Valuation Taxable-County 26,057,056.00			
		State Equalization Ratio 80.68			

2020

Population 1970 33,720
 Population 1972 33,995
 S & P Rating
 Moody Rating

General Tax Rate Per \$100. 3.20
 State Equalized Tax Rate 3.08

WESTFIELD TOWN — UNION COUNTY

Form of Government:

Special Charter (P.L. 1967 c.195)

Number of Members on Governing Body 9

PER CAPITA:

Gross Debt 211.71
 Net Debt 27.53
 Debt Service 8.24
 Total Tax Levy 383.58
 Municipal Expenditures 161.45

PER CENT:

Gross Debt 1.85
 Net Debt .24
 Tax Levy Collected 98.36
 Tax Levy Cancelled, Abated or Adjusted .16

EXPENDITURES		REVENUES-REALIZED		1972 PROPERTY TAX	
GENERAL GOVERNMENT		1972 Property Taxes Collected 12,863,650.84		STATE EQUALIZED TAX RATE 2.02	
Governing Body & Public Boards		1972 Payments in Lieu of Taxes 16,307.56		Local District School Taxes	8,643,745.07
Municipal Clerk		Delinquent Tax & Lien Collections 134,328.57		Regional & Consolidated School Tax	
Financial Administration 26,632.00		Business Personalty Replacement Taxes 239,563.54		School Taxes in Municipal Budget	
Assessment of Taxes 20,100.00		Taxes from Public Utilities 641,338.80		County Taxes .50	2,135,804.06
Collection of Taxes 28,850.00		Other Miscellaneous Tax Revenues		County Library Taxes	
Planning, Housing & Development 6,800.00		State Aid Revenues 191,821.83		Local Municipal Purpose Taxes .52	2,211,511.20
Human Resources 22,380.00		Federal Aid Revenues 29,146.00		Veteran & Senior Citizen Taxes .04	172,700.00
Elections		State and Local Fiscal Assistance Act Utilized		Total Taxes for Rate Computation 3.08	13,163,760.33
General Administration (other) 444,680.00		Sale of Acquired Property		Special District Taxes	
JUDICIARY		Other Miscellaneous Revenues 567,641.92		Bank Stock Taxes	18,754.97
Municipal Courts 35,503.00		Other Revenues, Revenue Sharing Tax Effort 118,412.15		Added and Omitted Taxes	29,554.90
PUBLIC SAFETY		Total 14,802,251.61		Total Taxes Levied - ABSTRACT	13,039,770.20
Fire Protection 634,074.20		Prior Years Surplus Appropriated 1,466,000.00		Total Taxes Billed	13,077,602.00
Police Protection 869,225.45		REVENUES TOTAL 16,268,251.61		1972 TAXES COLLECTED	12,863,650.84
Civil Defense & Disaster Control 2,825.00		CAPITAL OUTLAY TOTAL 288,600.93		1972 Taxes Cancelled, Abated or Adjusted	21,212.80
Environmental Inspection & Control 26,790.00				Transfer to Tax Title Liens or Foreclosed	11,748.60
Other Public Safety				Balance Outstanding Dec. 31, 1972	180,549.76
PUBLIC WORKS				PRIOR YEARS TAXES OUTSTANDING	
Streets and Drainage 457,571.00				Balance January 1, 1972	145,415.87
Sewers and Sewage Processing 173,550.00				Collected in 1972	131,407.99
Garbage and Trash Disposal				Cancelled, Abated or Adjusted 1972	1,308.00
Public Buildings and Grounds 58,830.00				Transfers to Tax Title Liens or Foreclosed	5,208.19
Other Public Works				Balance December 31, 1972	7,491.69
HEALTH and WELFARE				TAX TITLE LIENS OUTSTANDING	
Health Services Except Environmental 63,765.00				Balance January 1, 1972	13,184.99
Welfare-Public Assistance 14,625.00				Transfers From Taxes	17,600.88
Hospitals, Clinics, First Aid 12,000.00				Redeemed in 1972	2,920.58
Animal, Insect, & Rodent Control 3,000.00				Cancelled, Abated or Adjusted (1972)	
Other Welfare Services				Transfers to Foreclosed Property	
RECREATION and CONSERVATION				Balance December 31, 1972	27,865.29
Beaches and Boardwalks				PROPERTY ACQUIRED BY DEED OR FORECLOSURE	
Parks, Playgrounds, Shade Trees 322,446.00				Balance January 1, 1972	140,895.00
Land Reclamation & Conservation 29,146.00				Transfers From Taxes or Liens	
Other Recreational Services 89,540.00				Sale for Cash (1972)	
EDUCATION (excluding schools)				Cancelled, Abated or Adjusted (1972)	
Libraries 130,550.00				Balance December 31, 1972	140,895.00
Other Educational Services 175.00				CURRENT FINANCES DECEMBER 31, 1972	
STATUTORY EXPENDITURES				ASSETS	
Pensions & F. I. C. A. 293,224.77				Cash Dec. 31, 1972	6,040,063.57
Employee Fringe Benefits 77,700.00				Taxes Receivable	188,441.45
Other Statutory Expenditures				Tax Title Liens	27,865.29
MUNICIPAL FUNCTIONS TOTAL 3,904,782.42				Foreclosed Property	140,895.00
CAPITAL IMPROVEMENTS *MEMO* 250,000.00				Emergencies & Other Deferred Charges	117,750.00
DEBT SERVICE				State Aid Receivable	14,125.78
Principal Payments 250,024.22				Other Receivables	4,762.38
Interest Payments 30,000.00				Total	6,533,903.47
DEFERRED CHARGES 38,310.00				LIABILITIES, RESERVES, AND SURPLUS	
SCHOOL, COUNTY, SPECIAL DISTRICT TAXES 10,775,545.13				Cash Liabilities	4,578,308.41
RESERVE FOR UNCOLLECTED TAXES 1,265,526.53				Reserves for Receivables	442,464.12
EMERGENCY EMPLOYMENT ACT OF 1971				Surplus Dec. 31,	1,513,130.94
EXPENDITURES TOTAL 16,268,192.30				Total	6,532,903.47

0821

Population 1970 5,170
 Population 1972 5,305
 S & P Rating
 Moody Rating

General Tax Rate Per \$100. 4.57
 State Equalized Tax Rate 3.41

WESTVILLE BOROUGH — GLOUCESTER CO.
 Form of Government:
 Borough Council
 Number of Members on Governing Body 6

PER CAPITA:
 Gross Debt 211.72
 Net Debt 27.76
 Debt Service 5.37
 Total Tax Levy 178.35
 Municipal Expenditures 102.59

PER CENT:
 Gross Debt 4.43
 Net Debt .58
 Tax Levy Collected 97.58
 Tax Levy Cancelled, Abated or Adjusted .20

EXPENDITURES		REVENUES-REALIZED		1972 PROPERTY TAX	
GENERAL GOVERNMENT				STATE EQUALIZED TAX RATE	
Governing Body & Public Boards		1972 Property Taxes Collected	924,433.36	Local District School Taxes .92	263,334.56
Municipal Clerk	14,795.34	1972 Payments in Lieu of Taxes		Regional & Consolidated School Tax 1.03	253,200.12
Financial Administration	7,432.18	Delinquent Tax & Lien Collections	25,225.95	School Taxes in Municipal Budget	
Assessment of Taxes	7,479.00	Business Personalty Replacement Taxes	30,068.29	County Taxes .58	166,811.89
Collection of Taxes	13,304.00	Taxes from Public Utilities	65,847.95	County Library Taxes	
Planning, Housing & Development	1,600.00	Other Miscellaneous Tax Revenues		Local Municipal Purpose Taxes .74	212,084.72
Human Resources		State Aid Revenues	28,009.15	Veteran & Senior Citizen Taxes .14	35,510.00
Elections	1,134.64	Federal Aid Revenues	25,037.60	Total Taxes for Rate Computation 3.41	574,941.29
General Administration (other)	25,338.04	State and Local Fiscal Assistance Act Utilized		Special District Taxes	
JUDICIARY		Sale of Acquired Property		Bank Stock Taxes	3,568.63
Municipal Courts	5,900.00	Other Miscellaneous Revenues	47,687.35	Added and Omitted Taxes	6,760.46
PUBLIC SAFETY		Other Revenues, Revenue Sharing Tax Effort	9,143.45	Total Taxes Levied - ABSTRACT	546,160.38
Fire Protection	5,574.00	Total	1,159,453.14	Total Taxes Billed	547,375.34
Police Protection	54,280.00	Prior Years Surplus Appropriated	60,000.00	1972 TAXES COLLECTED	524,433.36
Civil Defense & Disaster Control	1,000.00	REVENUES TOTAL	1,219,453.14	1972 Taxes Cancelled, Abated or Adjusted	1,889.20
Environmental Inspection & Control	3,020.00	CAPITAL OUTLAY TOTAL	53,655.11	Transfer to Tax Title Liens or Foreclosed	1,575.45
Other Public Safety				Balance Outstanding Dec. 31, 1972	19,477.29
PUBLIC WORKS				PRIOR YEARS TAXES OUTSTANDING	
Streets and Drainage	63,810.00	Public Enterprises		Balance January 1, 1972	26,586.95
Sewers and Sewage Processing	50,544.66	Recreation—Culture		Collected in 1972	25,171.68
Garbage and Trash Disposal	43,166.00	Public Works	28,577.76	Cancelled, Abated or Adjusted 1972	
Public Buildings and Grounds	6,050.00	Buildings and Grounds	24,677.35	Transfers to Tax Title Liens or Foreclosed	1,415.27
Other Public Works	11,250.00	Library and Education		Balance December 31, 1972	
HEALTH and WELFARE		Conservation		TAX TITLE LIENS OUTSTANDING	
Health Services Except Environmental	5,736.00	All Other		Balance January 1, 1972	435.26
Welfare-Public Assistance	1,600.00	CAPITAL DEBT AUTHORIZED, DECEMBER 31, 1972		Transfers From Taxes	3,312.59
Hospitals, Clinics, First Aid		ISSUED AND UNISSUED GROSS DEBT NET DEBT		Redeemed in 1972	54.27
Animal, Insect, & Rodent Control	720.00	School 569,896		Cancelled, Abated or Adjusted (1972)	
Other Welfare Services		Self-liquidating 406,000		Transfers to Foreclosed Property	
RECREATION and CONSERVATION		Other 147,257	147,257	Balance December 31, 1972	3,693.61
Beaches and Boardwalks		Total 1,123,153	147,257	PROPERTY ACQUIRED BY DEED OR FORECLOSURE	
Parks, Playgrounds, Shade Trees	15,268.00	ISSUED AND OUTSTANDING		Balance January 1, 1972	12,450.00
Land Reclamation & Conservation	500.00	School 565,896.09		Transfers From Taxes or Liens	
Other Recreational Services	500.00	Self-liquidating 406,000.00		Sale for Cash (1972)	
EDUCATION (excluding schools)		Other 147,257.62		Cancelled, Abated or Adjusted (1972)	
Libraries	5,125.00	Total 1,123,153.71		Balance December 31, 1972	12,450.00
Other Educational Services		EQUALIZED VALUATION BASIS		CURRENT FINANCES DECEMBER 31, 1972	
STATUTORY EXPENDITURES		FOR NET DEBT COMPUTATION	25,365,247.00	ASSETS	
Pensions & F. I. C. A.	23,000.00	REAL PROPERTY VALUATIONS		Cash Dec. 31, 1972	181,875.05
Employee Fringe Benefits	7,686.96	Code Class # of Parcels % VAL'N		Taxes Receivable	19,477.29
Other Statutory Expenditures		1 Vacant Land 97 1.84	356,700.00	Tax Title Liens	3,653.61
MUNICIPAL FUNCTIONS TOTAL	430,613.82	2 Residential 1341 68.81	13,346,350.00	Foreclosed Property	12,450.00
CAPITAL IMPROVEMENTS *MEMO*	21,750.00	3 Farm		Emergencies & Other Deferred Charges	
DEBT SERVICE		4a Commercial 116 13.85	2,686,200.00	State Aid Receivable	15,000.00
Principal Payments	23,000.00	4b Industrial 8 8.50	1,648,700.00	Other Receivables	3,940.35
Interest Payments	5,487.18	4c Apartments 8 7.00	1,357,400.00	Total	236,436.30
DEFERRED CHARGES	17,545.88	1570 Total	19,395,350.00	LIABILITIES, RESERVES, AND SURPLUS	
SCHOOL, COUNTY, SPECIAL DISTRICT TAXES	723,346.57	Land Area 1.21 Sq. Miles		Cash Liabilities	84,078.65
RESERVE FOR UNCOLLECTED TAXES	42,155.47	Net Valuation Taxable-Municipal	19,648,402.00	Reserves for Receivables	39,561.25
EMERGENCY EMPLOYMENT ACT OF 1971	25,037.60	Net Valuation Taxable-County	26,791,508.00	Surplus Dec. 31,	112,796.40
EXPENDITURES TOTAL	1,267,590.52	State Equalization Ratio	68.73	Total	236,436.30

1971/3000

0267

Population 1970 11,105
 Population 1972 11,400
 S & P Rating
 Moody Rating A

General Tax Rate Per \$100. 5.11
 State Equalized Tax Rate 3.14

WESTWOOD BOROUGH — BERGEN COUNTY

Form of Government:

Borough Council

Number of Members on Governing Body 6

PER CAPITA: 587.39
 Gross Debt 162.68
 Net Debt 12.95
 Debt Service 372.33
 Total Tax Levy 146.57
 Municipal Expenditures

PER CENT: 5.67
 Gross Debt 1.57
 Net Debt
 Tax Levy Collected 97.90
 Tax Levy Cancelled, Abated or Adjusted .36

EXPENDITURES		REVENUES-REALIZED		1972 PROPERTY TAX	
GENERAL GOVERNMENT				STATE EQUALIZED TAX RATE →	
Governing Body & Public Boards	3,750.00	1972 Property Taxes Collected		Local District School Taxes	
Municipal Clerk		1972 Payments in Lieu of Taxes		Regional & Consolidated School Tax	2.05
Financial Administration	5,300.00	Delinquent Tax & Lien Collections		School Taxes in Municipal Budget	
Assessment of Taxes	9,900.00	Business Personalty Replacement Taxes		County Taxes	.35
Collection of Taxes	26,260.00	Taxes from Public Utilities		County Library Taxes	
Planning, Housing & Development	2,600.00	Other Miscellaneous Tax Revenues		Local Municipal Purpose Taxes	.70
Human Resources	6,000.00	State Aid Revenues		Veteran & Senior Citizen Taxes	.04
Elections	2,300.00	Federal Aid Revenues		Total Taxes for Rate Computation	3.14
General Administration (other)	59,930.25	State and Local Fiscal Assistance Act Utilized		Special District Taxes	
JUDICIARY		Sale of Acquired Property		Bank Stock Taxes	11,753.50
Municipal Courts	12,535.00	Other Miscellaneous Revenues		Added and Omitted Taxes	26,422.89
PUBLIC SAFETY		Other Revenues, Revenue Sharing Tax Effort		Total Taxes Levied - ABSTRACT	4,244,553.21
Fire Protection	59,000.00	Total		Total Taxes Billed	4,251,296.30
Police Protection	385,290.00	Prior Years Surplus Appropriated		1972 TAXES COLLECTED	4,161,952.09
Civil Defense & Disaster Control	1,000.00	REVENUES TOTAL		1972 Taxes Cancelled, Abated or Adjusted	15,377.25
Environmental Inspection & Control	15,060.00	CAPITAL OUTLAY TOTAL		Transfer to Tax Title Liens or Foreclosed	7,751.29
Other Public Safety				Balance Outstanding Dec. 31, 1972	66,215.67
PUBLIC WORKS		Public Enterprises		PRIOR YEARS TAXES OUTSTANDING	
Streets and Drainage	318,240.76	Recreation—Culture		Balance January 1, 1972	113,086.66
Sewers and Sewage Processing	20,660.00	Public Works		Collected in 1972	86,016.48
Garbage and Trash Disposal	73,904.00	Buildings and Grounds		Cancelled, Abated or Adjusted 1972	
Public Buildings and Grounds	44,495.00	Library and Education		Transfers to Tax Title Liens or Foreclosed	1,950.73
Other Public Works	9,000.00	Conservation		Balance December 31, 1972	25,119.45
HEALTH and WELFARE		All Other		TAX TITLE LIENS OUTSTANDING	
Health Services Except Environmental	40,430.00	CAPITAL DEBT AUTHORIZED, DECEMBER 31, 1972		Balance January 1, 1972	55,431.00
Welfare-Public Assistance	2,800.00	ISSUED AND UNISSUED		Transfers From Taxes	5,528.89
Hospitals, Clinics, First Aid	500.00	GROSS DEBT		Redeemed in 1972	4,065.76
Animal, Insect, & Rodent Control		NET DEBT		Cancelled, Abated or Adjusted (1972)	
Other Welfare Services				Transfers to Foreclosed Property	
RECREATION and CONSERVATION		SCHOOL		Balance December 31, 1972	61,294.13
Beaches and Boardwalks		Self-Liquidating		PROPERTY ACQUIRED BY DEED OR	
Parks, Playgrounds, Shade Trees	12,200.00	Other		FORECLOSURE	
Land Reclamation & Conservation		Total		Balance January 1, 1972	167,092.00
Other Recreational Services	41,480.00	ISSUED AND OUTSTANDING		Transfers From Taxes or Liens	
EDUCATION (excluding schools)		SCHOOL		Sale for Cash (1972)	140,000.00
Libraries	71,950.00	Self-Liquidating		Cancelled, Abated or Adjusted (1972)	4,200.00
Other Educational Services		Other		Balance December 31, 1972	22,892.00
STATUTORY EXPENDITURES		Total		CURRENT FINANCES DECEMBER 31, 1972	
Pensions & F. I. C. A.	87,258.76	EQUALIZED VALUATION BASIS		ASSETS	
Employee Fringe Benefits	28,400.00	FOR NET DEBT COMPUTATION		Cash Dec. 31, 1972	636,349.42
Other Statutory Expenditures		REAL PROPERTY VALUATIONS		Taxes Receivable	91,335.12
MUNICIPAL FUNCTIONS		Code Class # of Parcels % VAL'N		Tax Title Liens	61,294.13
CAPITAL IMPROVEMENTS	1,388,243.77	ASSESSED VALUATION		Foreclosed Property	22,892.00
DEBT SERVICE				Emergencies & Other Deferred Charges	41,564.03
Principal Payments	85,000.00	1 Vacant Land 360 2.25		State Aid Receivable	190.00
Interest Payments	62,615.50	2 Residential 2619 70.33		Other Receivables	7,615.26
DEFERRED CHARGES		3 Farm		Total	861,839.96
SCHOOL, COUNTY, SPECIAL DISTRICT TAXES	10,274.42	4a Commercial 180 17.36		LIABILITIES, RESERVES, AND SURPLUS	
RESERVE FOR UNCOLLECTED TAXES	3,254,289.33	4b Industrial 25 2.57		Cash Liabilities	216,182.84
EMERGENCY EMPLOYMENT ACT OF 1971	124,738.41	4c Apartments 15 7.49		Reserves for Receivables	183,336.51
EXPENDITURES		3199 Total		Surplus Dec. 31,	462,320.61
TOTAL	4,925,161.43	Land Area 2.40 Sq. Miles		Total	861,839.96
		Net Valuation Taxable-Municipal			
		Net Valuation Taxable-County			
		State Equalization Ratio			

0123

Population 1970 998
 Population 1972 1,045
 S & P Rating
 Moody Rating

General Tax Rate Per \$100. 2.71
 State Equalized Tax Rate 3.55

WEYMOUTH TOWNSHIP — ATLANTIC COUNTY
 Form of Government:
 Township Committee
 Number of Members on Governing Body 3

PER CAPITA:
 Gross Debt 200.96
 Net Debt
 Debt Service .10
 Total Tax Levy 196.30
 Municipal Expenditures 116.71
 PER CENT:
 Gross Debt 4.05
 Net Debt
 Tax Levy Collected 88.06
 Tax Levy Cancelled, Abated or Adjusted

EXPENDITURES		REVENUES-REALIZED		1972 PROPERTY TAX	
GENERAL GOVERNMENT		1972 Property Taxes Collected		STATE EQUALIZED TAX RATE —→	
Governing Body & Public Boards		180,641.51		Local District School Taxes	2.28 135,289.00
Municipal Clerk		1972 Payments in Lieu of Taxes		Regional & Consolidated School Tax	
Financial Administration	2,550.00	20,316.48		School Taxes in Municipal Budget	
Assessment of Taxes	3,300.00	Delinquent Tax & Lien Collections		County Taxes	1.12 66,321.26
Collection of Taxes	4,550.00	Business Personalty Replacement Taxes		County Library Taxes	.02 1,305.40
Planning, Housing & Development	2,150.00	3,455.00		Local Municipal Purpose Taxes	.02 1,110.34
Human Resources		Taxes from Public Utilities		Veteran & Senior Citizen Taxes	.12 7,310.00
Elections		30,920.87		Total Taxes for Rate Computation	3.56 211,336.00
General Administration (other)	14,050.00	Other Miscellaneous Tax Revenues		Special District Taxes	
JUDICIARY		State Aid Revenues		Bank Stock Taxes	
Municipal Courts	1,475.00	Federal Aid Revenues		Added and Omitted Taxes	1,112.72
PUBLIC SAFETY		State and Local Fiscal Assistance Act Utilized		Total Taxes Levied - ABSTRACT	205,138.72
Fire Protection	9,500.00	Sale of Acquired Property		Total Taxes Billed	205,138.72
Police Protection	3,000.00	Other Miscellaneous Revenues		1972 TAXES COLLECTED	180,641.51
Civil Defense & Disaster Control	100.00	Other Revenues, Revenue Sharing Tax Effort		1972 Taxes Cancelled, Abated or Adjusted	
Environmental Inspection & Control		Total		Transfer to Tax Title Liens or Foreclosed	
Other Public Safety		268,444.00		Balance Outstanding Dec. 31, 1972	24,497.21
PUBLIC WORKS		Prior Years Surplus Appropriated		PRIOR YEARS TAXES OUTSTANDING	
Streets and Drainage	31,953.33	REVENUES TOTAL		Balance January 1, 1972	16,330.44
Sewers and Sewage Processing		326,444.00		Collected in 1972	16,069.60
Garbage and Trash Disposal	4,200.00	CAPITAL OUTLAY TOTAL		Cancelled, Abated or Adjusted 1972	
Public Buildings and Grounds		Public Enterprises		Transfers to Tax Title Liens or Foreclosed	
Other Public Works		Recreation—Culture		Balance December 31, 1972	260.84
HEALTH and WELFARE		Public Works		TAX TITLE LIENS OUTSTANDING	
Health Services Except Environmental	150.00	Buildings and Grounds		Balance January 1, 1972	15,791.44
Welfare-Public Assistance	850.00	Library and Education		Transfers From Taxes	
Hospitals, Clinics, First Aid		Conservation		Redeemed in 1972	4,246.88
Animal, Insect, & Rodent Control	225.00	All Other		Cancelled, Abated or Adjusted (1972)	
Other Welfare Services		CAPITAL DEBT AUTHORIZED, DECEMBER 31, 1972		Transfers to Foreclosed Property	
RECREATION and CONSERVATION		ISSUED AND UNISSUED GROSS DEBT NET DEBT		Balance December 31, 1972	11,544.56
Beaches and Boardwalks		School 210,000		PROPERTY ACQUIRED BY DEED OR FORECLOSURE	
Parks, Playgrounds, Shade Trees		Self-liquidating		Balance January 1, 1972	4,365.00
Land Reclamation & Conservation		Other		Transfers From Taxes or Liens	
Other Recreational Services		Total 210,000		Sale for Cash (1972)	
EDUCATION (excluding schools)		ISSUED AND OUTSTANDING		Cancelled, Abated or Adjusted (1972)	
Libraries		School		Balance December 31, 1972	4,365.00
Other Educational Services		Self-Liquidating		CURRENT FINANCES DECEMBER 31, 1972	
STATUTORY EXPENDITURES		Other		ASSETS	
Pensions & F. I. C. A.	1,069.00	Total		Cash Dec. 31, 1972	78,661.81
Employee Fringe Benefits		EQUALIZED VALUATION BASIS		Taxes Receivable	24,758.05
Other Statutory Expenditures		FOR NET DEBT COMPUTATION		Tax Title Liens	11,544.56
MUNICIPAL FUNCTIONS TOTAL	79,122.33	REAL PROPERTY VALUATIONS		Foreclosed Property	4,365.00
CAPITAL IMPROVEMENTS *MEMO*	4,333.23	Code Class # of Parcels % VAL'N ASSESSED VALUATION		Emergencies & Other Deferred Charges	4,973.33
DEBT SERVICE		1 Vacant Land 430 31.90 2,427,200.00		State Aid Receivable	3,000.00
Principal Payments		2 Residential 267 45.15 3,435,200.00		Other Receivables	219.43
Interest Payments	100.00	3 Farm 77 16.19 1,232,000.00		Total	127,522.18
DEFERRED CHARGES	2,660.00	4a Commercial 20 4.68 355,800.00		LIABILITIES, RESERVES, AND SURPLUS	
SCHOOL, COUNTY, SPECIAL DISTRICT TAXES	202,915.66	4b Industrial		Cash Liabilities	29,628.33
RESERVE FOR UNCOLLECTED TAXES	30,774.35	4c Apartments 5 2.08 158,400.00		Reserves for Receivables	40,887.04
EMERGENCY EMPLOYMENT ACT OF 1971	9,308.74	Total 799 7,608,600.00		Surplus Dec. 31,	57,006.81
EXPENDITURES TOTAL	324,881.08	Land Area 12.00 Sq. Miles		Total	127,522.18
		Net Valuation Taxable-Municipal			
		Net Valuation Taxable-County			
		State Equalization Ratio			

1439

Population 1970 5,535
 Population 1972 5,520
 S & P Rating
 Moody Rating

General Tax Rate Per \$100. 4.50
 State Equalized Tax Rate 3.62

WHARTON BOROUGH — MORRIS COUNTY
 Form of Government:
 Borough Council
 Number of Members on Governing Body 6

PER CAPITA:
 Gross Debt 507.83
 Net Debt 94.94
 Debt Service 11.57
 Total Tax Levy 350.71
 Municipal Expenditures 143.40

PER CENT:
 Gross Debt 6.11
 Net Debt 1.14
 Tax Levy Collected 57.80
 Tax Levy Cancelled, Abated or Adjusted .15

EXPENDITURES		REVENUES-REALIZED		1972 PROPERTY TAX	
GENERAL GOVERNMENT		1972 Property Taxes Collected		STATE EQUALIZED TAX RATE 1.43	
Governing Body & Public Boards			1,526,775.13	Local District School Taxes	788,112.00
Municipal Clerk				Regional & Consolidated School Tax	409,712.70
Financial Administration	17,848.00			School Taxes in Municipal Budget	
Assessment of Taxes	40,522.00			County Taxes	151,788.18
Collection of Taxes	2,450.00			County Library Taxes	
Planning, Housing & Development	5,283.00			Local Municipal Purpose Taxes	574,440.63
Human Resources	1,000.00			Veteran & Senior Citizen Taxes	28,210.00
Elections	2,000.00			Total Taxes for Rate Computation	1,552,263.51
General Administration (other)	78,515.00			Special District Taxes	
JUDICIARY				Bank Stock Taxes	2,098.07
Municipal Courts	7,894.00			Added and Omitted Taxes	4,833.95
PUBLIC SAFETY				Total Taxes Levied - ABSTRACT	1,570,985.53
Fire Protection	16,000.00			Total Taxes Billed	1,570,208.35
Police Protection	154,626.00			1972 TAXES COLLECTED	1,526,775.13
Civil Defense & Disaster Control	2,000.00			1972 Taxes Cancelled, Abated or Adjusted	3,007.49
Environmental Inspection & Control	1,508.00			Transfer to Tax Title Liens or Foreclosed	12,136.00
Other Public Safety				Balance Outstanding Dec. 31, 1972	28,285.73
PUBLIC WORKS				PRIOR YEARS TAXES OUTSTANDING	
Streets and Drainage	76,546.00			Balance January 1, 1972	36,052.03
Sewers and Sewage Processing				Collected in 1972	29,124.37
Garbage and Trash Disposal	46,462.00			Cancelled, Abated or Adjusted 1972	1,700.07
Public Buildings and Grounds	14,055.00			Transfers to Tax Title Liens or Foreclosed	5,106.16
Other Public Works				Balance December 31, 1972	121.43
HEALTH and WELFARE				TAX TITLE LIENS OUTSTANDING	
Health Services Except Environmental	12,292.00			Balance January 1, 1972	31,412.48
Welfare-Public Assistance	1,720.00			Transfers From Taxes	17,866.20
Hospitals, Clinics, First Aid				Redeemed in 1972	25,268.16
Animal, Insect, & Rodent Control				Cancelled, Abated or Adjusted (1972)	
Other Welfare Services				Transfers to Foreclosed Property	
RECREATION and CONSERVATION				Balance December 31, 1972	24,010.52
Beaches and Boardwalks				PROPERTY ACQUIRED BY DEED OR	
Parks, Playgrounds, Shade Trees	26,743.00			FORECLOSURE	
Land Reclamation & Conservation				Balance January 1, 1972	1,455.00
Other Recreational Services	17,805.00			Transfers From Taxes or Liens	
EDUCATION (excluding schools)				Sale for Cash (1972)	
Libraries	16,060.00			Cancelled, Abated or Adjusted (1972)	
Other Educational Services				Balance December 31, 1972	1,455.00
STATUTORY EXPENDITURES				CURRENT FINANCES DECEMBER 31, 1972	
Pensions & F. I. C. A.	27,892.97			ASSETS	
Employee Fringe Benefits	10,200.00			Cash Dec. 31, 1972	330,207.33
Other Statutory Expenditures				Taxes Receivable	28,407.16
MUNICIPAL FUNCTIONS				Tax Title Liens	24,010.52
CAPITAL IMPROVEMENTS	580,621.57			Foreclosed Property	1,455.00
DEBT SERVICE				Emergencies & Other Deferred Charges	30,000.00
Principal Payments	45,000.00			State Aid Receivable	15,729.56
Interest Payments	20,045.50			Other Receivables	1,824.21
DEFERRED CHARGES				Total	435,633.78
SCHOOL, COUNTY, SPECIAL DISTRICT TAXES	27,602.50			LIABILITIES, RESERVES, AND SURPLUS	
RESERVE FOR UNCOLLECTED TAXES	1,389,612.88			Cash Liabilities	142,773.75
EMERGENCY EMPLOYMENT ACT OF 1971	118,923.57			Reserves for Receivables	55,696.89
EXPENDITURES	2,195,535.22			Surplus Dec. 31,	237,163.14
				Total	435,633.78

2123

Population 1970 2,326
 Population 1972 2,415
 S & P Rating
 Moody Rating

General Tax Rate Per \$100. 2.26
 State Equalized Tax Rate 2.42

WHITE TOWNSHIP -- WARREN COUNTY
 Form of Government:
 Township Committee
 Number of Members on Governing Body 3

PER CAPITA:
 Gross Debt 115.88
 Net Debt
 Debt Service
 Total Tax Levy 323.23
 Municipal Expenditures 185.24

PER CENT:
 Gross Debt 1.13
 Net Debt
 Tax Levy Collected 90.10
 Tax Levy Cancelled, Abated or Adjusted 1.12

EXPENDITURES		REVENUES-REALIZED		1972 PROPERTY TAX	
GENERAL GOVERNMENT				STATE EQUALIZED TAX RATE	
Governing Body & Public Boards		1972 Property Taxes Collected	681,786.76	Local District School Taxes 1.49	456,059.00
Municipal Clerk		1972 Payments in Lieu of Taxes		Regional & Consolidated School Tax	
Financial Administration	2,400.00	Delinquent Tax & Lien Collections	56,292.16	School Taxes in Municipal Budget	
Assessment of Taxes	6,800.00	Business Personalty Replacement Taxes	30,525.00	County Taxes	.78 227,547.94
Collection of Taxes	5,216.00	Taxes from Public Utilities	58,995.33	County Library Taxes	.03 7,778.34
Planning, Housing & Development	13,050.00	Other Miscellaneous Tax Revenues		Local Municipal Purpose Taxes	.08 26,000.00
Human Resources		State Aid Revenues	154,179.51	Veteran & Senior Citizen Taxes	.04 12,700.00
Elections		Federal Aid Revenues		Total Taxes for Rate Computation	2.42 765,758.92
General Administration (other)	30,045.41	State and Local Fiscal Assistance Act Utilized		Special District Taxes	
JUDICIARY		Sale of Acquired Property		Bank Stock Taxes	163.18
Municipal Courts	6,550.00	Other Miscellaneous Revenues	42,736.00	Added and Omitted Taxes	27,376.22
PUBLIC SAFETY		Other Revenues, Revenue Sharing Tax Effort	8,645.49	Total Taxes Levied - ABSTRACT	780,598.32
Fire Protection	1,200.00	Total	1,033,560.65	Total Taxes Billed	756,681.87
Police Protection	2,000.00	Prior Years Surplus Appropriated	110,144.39	1972 TAXES COLLECTED	681,786.76
Civil Defense & Disaster Control	300.00	REVENUES TOTAL	1,143,705.04	1972 Taxes Cancelled, Abated or Adjusted	8,464.06
Environmental Inspection & Control	1,566.27			Transfer to Tax Title Liens or Foreclosed	4,764.08
Other Public Safety				Balance Outstanding Dec. 31, 1972	61,666.97
PUBLIC WORKS		CAPITAL OUTLAY TOTAL		PRIOR YEARS TAXES OUTSTANDING	
Streets and Drainage	263,100.00	Public Enterprises		Balance January 1, 1972	75,629.67
Sewers and Sewage Processing		Recreation—Culture		Collected in 1972	56,292.16
Garbage and Trash Disposal	5,500.00	Public Works		Cancelled, Abated or Adjusted 1972	
Public Buildings and Grounds	3,600.00	Buildings and Grounds		Transfers to Tax Title Liens or Foreclosed	14,452.58
Other Public Works	18,500.00	Library and Education		Balance December 31, 1972	4,884.93
HEALTH and WELFARE		Conservation		TAX TITLE LIENS OUTSTANDING	
Health Services Except Environmental	1,600.00	All Other		Balance January 1, 1972	770.41
Welfare-Public Assistance	2,100.00			Transfers From Taxes	20,723.86
Hospitals, Clinics, First Aid	1,200.00	CAPITAL DEBT AUTHORIZED, DECEMBER 31, 1972		Redeemed in 1972	
Animal, Insect, & Rodent Control	100.00	ISSUED AND UNISSUED GROSS DEBT NET DEBT		Cancelled, Abated or Adjusted (1972)	
Other Welfare Services		School 289,521		Transfers to Foreclosed Property	
RECREATION and CONSERVATION		Self-liquidating		Balance December 31, 1972	21,494.27
Beaches and Boardwalks		Other		PROPERTY ACQUIRED BY DEED OR	
Parks, Playgrounds, Shade Trees	300.00	Total 289,521		FORECLOSURE	
Land Reclamation & Conservation		ISSUED AND OUTSTANDING		Balance January 1, 1972	
Other Recreational Services		School		Transfers From Taxes or Liens	
EDUCATION (excluding schools)		Self-Liquidating		Sale for Cash (1972)	
Libraries		Other		Cancelled, Abated or Adjusted (1972)	
Other Educational Services		Total		Balance December 31, 1972	
STATUTORY EXPENDITURES		EQUALIZED VALUATION BASIS		CURRENT FINANCES DECEMBER 31, 1972	
Pensions & F. I. C. A.	4,200.00	FOR NET DEBT COMPUTATION	25,634,041.00	ASSETS	
Employee Fringe Benefits	3,000.00	REAL PROPERTY VALUATIONS		Cash Dec. 31, 1972	263,301.34
Other Statutory Expenditures		Code Class # of Parcels % VAL'N		Taxes Receivable	66,551.90
MUNICIPAL FUNCTIONS TOTAL	272,427.68	1 Vacant Land 333 11.55	3,782,508.00	Tax Title Liens	21,494.27
CAPITAL IMPROVEMENTS *MEMO*	229,000.00	2 Residential 607 47.34	15,510,429.00	Foreclosed Property	
DEBT SERVICE		3 Farm 223 10.17	3,330,383.00	Emergencies & Other Deferred Charges	21,827.68
Principal Payments		4a Commercial 77 10.15	3,324,653.00	State Aid Receivable	149,001.67
Interest Payments		4b Industrial 3 20.53	6,727,200.00	Other Receivables	1,025.84
		4c Apartments 3 .26	85,420.00	Total	523,202.70
DEFERRED CHARGES	2,620.97	1246 Total	32,761,033.00	LIABILITIES, RESERVES, AND SURPLUS	
SCHOOL, COUNTY, SPECIAL DISTRICT TAXES	701,285.28	Land Area 27.35 Sq. Miles		Cash Liabilities	302,816.35
RESERVE FOR UNCOLLECTED TAXES	81,560.00			Reserves for Receivables	85,072.01
EMERGENCY EMPLOYMENT ACT OF 1971		Net Valuation Taxable-Municipal	32,804,186.00	Surplus Dec. 31,	131,314.34
EXPENDITURES TOTAL	1,158,393.93	Net Valuation Taxable-County	28,706,660.00	Total	523,202.70
		State Equalization Ratio	107.46		

0514

Population 1970 4,110
 Population 1972 4,035
 S & P Rating BBB
 Moody Rating BA

General Tax Rate Per \$100. 3.40
 State Equalized Tax Rate 3.06

WILDWOOD CITY — CAPE MAY COUNTY
 Form of Government:
 Commission (1911)
 Number of Members on Governing Body 3

PER CAPITA:
 Gross Debt 1,599.53
 Net Debt 620.82
 Debt Service 120.31
 Total Tax Levy 867.23
 Municipal Expenditures 966.31

PER CENT:
 Gross Debt 6.44
 Net Debt 2.50
 Tax Levy Collected 89.09
 Tax Levy Cancelled, Abated or Adjusted .37

EXPENDITURES		REVENUES-REALIZED		1972 PROPERTY TAX	
GENERAL GOVERNMENT				STATE EQUALIZED TAX RATE → .64	
Governing Body & Public Boards	200.00	1972 Property Taxes Collected	3,117,895.91	Local District School Taxes	720,039.50
Municipal Clerk	50,300.00	1972 Payments in Lieu of Taxes		Regional & Consolidated School Tax	
Financial Administration	39,727.98	Delinquent Tax & Lien Collections	253,677.79	School Taxes in Municipal Budget	.08 91,035.00
Assessment of Taxes	17,980.00	Business Personalty Replacement Taxes	173,083.01	County Taxes	.52 603,118.30
Collection of Taxes	32,900.00	Taxes from Public Utilities	230,531.16	County Library Taxes	.02 22,621.03
Planning, Housing & Development	19,987.33	Other Miscellaneous Tax Revenues		Local Municipal Purpose Taxes	1.76 1,587,631.18
Human Resources		State Aid Revenues	84,542.63	Veteran & Senior Citizen Taxes	.03 34,850.00
Elections	2,410.51	Federal Aid Revenues	19,000.00	Total Taxes for Rate Computation	3.06 3,455,295.01
General Administration (other)	364,599.41	State and Local Fiscal Assistance Act Utilized		Special District Taxes	
JUDICIARY		Sale of Acquired Property		Bank Stock Taxes	12,658.07
Municipal Courts	38,500.00	Other Miscellaneous Revenues	402,432.21	Added and Omitted Taxes	62,173.87
PUBLIC SAFETY		Other Revenues, Revenue Sharing Tax Effort	368,890.41	Total Taxes Levied - ABSTRACT	3,455,276.95
Fire Protection	153,400.00	Total	4,650,053.12	Total Taxes Billed	3,455,729.27
Police Protection	556,498.60	Prior Years Surplus Appropriated	158,000.00	1972 TAXES COLLECTED	3,117,895.91
Civil Defense & Disaster Control	2,700.00	REVENUES TOTAL	4,808,053.12	1972 Taxes Cancelled, Abated or Adjusted	13,029.10
Environmental Inspection & Control	76,800.00	CAPITAL OUTLAY TOTAL	53,145.91	Transfer to Tax Title Liens or Foreclosed	32,584.04
Other Public Safety				Balance Outstanding Dec. 31, 1972	336,220.22
PUBLIC WORKS				PRIOR YEARS TAXES OUTSTANDING	
Streets and Drainage	310,100.00	Public Enterprises		Balance January 1, 1972	256,654.29
Sewers and Sewage Processing	222,800.00	Recreation—Culture		Collected in 1972	246,628.31
Garbage and Trash Disposal	134,250.00	Public Works	52,687.58	Cancelled, Abated or Adjusted 1972	167.66
Public Buildings and Grounds	213,426.55	Buildings and Grounds	458.33	Transfers to Tax Title Liens or Foreclosed	9,850.32
Other Public Works		Library and Education		Balance December 31, 1972	
HEALTH and WELFARE		Conservation		TAX TITLE LIENS OUTSTANDING	
Health Services Except Environmental	21,300.00	All Other		Balance January 1, 1972	45,657.39
Welfare-Public Assistance	11,034.00	CAPITAL DEBT AUTHORIZED, DECEMBER 31, 1972		Transfers From Taxes	42,494.92
Hospitals, Clinics, First Aid	7,460.00	ISSUED AND UNISSUED		Redeemed in 1972	7,045.48
Animal, Insect, & Rodent Control	5,686.85	School	1,178,000	Cancelled, Abated or Adjusted (1972)	
Other Welfare Services		Self-Liquidating	1,951,100	Transfers to Foreclosed Property	
RECREATION and CONSERVATION		Other	3,325,013	Balance December 31, 1972	66,142.83
Beaches and Boardwalks	310,620.00	Total	6,454,113	PROPERTY ACQUIRED BY DEED OR FORECLOSURE	
Parks, Playgrounds, Shade Trees	75,300.00	ISSUED AND OUTSTANDING		Balance January 1, 1972	85,140.00
Land Reclamation & Conservation	19,000.00	School	1,178,000.00	Transfers From Taxes or Liens	
Other Recreational Services	49,600.00	Self-Liquidating	1,481,600.00	Sale for Cash (1972)	
EDUCATION (excluding schools)		Other	3,277,213.00	Cancelled, Abated or Adjusted (1972)	
Libraries		Total	5,936,813.00	Balance December 31, 1972	85,140.00
Other Educational Services		EQUALIZED VALUATION BASIS		CURRENT FINANCES DECEMBER 31, 1972	
STATUTORY EXPENDITURES		FOR NET DEBT COMPUTATION	100,198,875.33	ASSETS	
Pensions & F. I. C. A.	160,265.67	REAL PROPERTY VALUATIONS		Cash Dec. 31, 1972	555,508.88
Employee Fringe Benefits	70,804.02	Code Class # of Parcels % VAL'N		Taxes Receivable	336,220.22
Other Statutory Expenditures		1 Vacant Land 595 4.66	4,566,900.00	Tax Title Liens	66,142.83
MUNICIPAL FUNCTIONS		2 Residential 2152 28.82	28,233,000.00	Foreclosed Property	85,140.00
CAPITAL IMPROVEMENTS *MEMO*	54,100.00	3 Farm		Emergencies & Other Deferred Charges	120,813.53
DEBT SERVICE		4a Commercial 490 32.34	31,675,100.00	State Aid Receivable	25,526.34
Principal Payments	244,000.00	4b Industrial 16 .52	508,000.00	Other Receivables	1,065.19
Interest Payments	241,449.25	4c Apartments 664 33.65	32,563,490.00	Total	1,258,416.99
TYPE I SCHL DEBT *MEMC	51,035.00	3517 Total	97,946,490.00	LIABILITIES, RESERVES, AND SURPLUS	
DEFERRED CHARGES		Land Area 1.12 Sq. Miles		Cash Liabilities	743,714.27
SCHOOL, COUNTY, SPECIAL DISTRICT TAXES	1,436,813.83	Net Valuation Taxable-Municipal	101,849,363.00	Reserves for Receivables	512,568.24
RESERVE FOR UNCOLLECTED TAXES	347,212.41	Net Valuation Taxable-County	113,229,883.00	Surplus Dec. 31,	2,134.48
EMERGENCY EMPLOYMENT ACT OF 1971		State Equalization Ratio	90.22	Total	1,258,416.99
EXPENDITURES TOTAL	5,335,880.78				

1971/3000

* ABOVE DEBT SERVICE INCLUDES TYPE I SCHOOL DEBT

0515

Population 1970 3,483
 Population 1972 3,670
 S & P Rating BAA
 Moody Rating

General Tax Rate Per \$100. 2.28
 State Equalized Tax Rate 2.00

WILDWOOD CREST BOROUGH -- CAPE MAY COUNTY

Form of Government:
 Commission (1911)
 Number of Members on Governing Body 3

PER CAPITA:
 Gross Debt 456.32
 Net Debt 183.03
 Debt Service 24.77
 Total Tax Levy 621.55
 Municipal Expenditures 397.74

PER CENT:
 Gross Debt 1.69
 Net Debt .68
 Tax Levy Collected 93.21
 Tax Levy Cancelled, Abated or Adjusted .17

EXPENDITURES		REVENUES-REALIZED		1972 PROPERTY TAX	
GENERAL GOVERNMENT		1972 Property Taxes Collected		STATE EQUALIZED TAX RATE	
Governing Body & Public Boards		2,129,253.92		Local District School Taxes .58	653,623.00
Municipal Clerk		126,385.41		Regional & Consolidated School Tax	
Financial Administration	20,140.00	47,549.03		School Taxes in Municipal Budget	
Assessment of Taxes	13,533.64	86,778.56		County Taxes .51	574,788.22
Collection of Taxes	20,565.50	34,335.85		County Library Taxes .02	21,558.74
Planning, Housing & Development	8,504.15	96,586.86		Local Municipal Purpose Taxes .87	585,951.35
Human Resources		100,000.00		Veteran & Senior Citizen Taxes .03	34,190.00
Elections		2,580,450.90		Total Taxes for Rate Computation 2.01	2,270,111.31
General Administration (other)	134,448.05	2,680,450.90		Special District Taxes	
JUDICIARY		87,508.24		Bank Stock Taxes	2,194.31
Municipal Courts	26,609.50	42,070.46		Added and Omitted Taxes	42,567.99
PUBLIC SAFETY		45,262.98		Total Taxes Levied - ABSTRACT	2,281,083.61
Fire Protection	20,750.00	40.00		Total Taxes Billed	2,284,365.10
Police Protection	235,759.21	134.80		1972 TAXES COLLECTED	2,129,253.92
Civil Defense & Disaster Control	800.00			1972 Taxes Cancelled, Abated or Adjusted	3,770.53
Environmental Inspection & Control	10,134.79			Transfer to Tax Title Liens or Foreclosed	854.47
Other Public Safety				Balance Outstanding Dec. 31, 1972	150,446.18
PUBLIC WORKS				PRIOR YEARS TAXES OUTSTANDING	
Streets and Drainage	163,838.84			Balance January 1, 1972	127,216.28
Sewers and Sewage Processing	89,714.47			Collected in 1972	126,389.41
Garbage and Trash Disposal	131,504.58			Cancelled, Abated or Adjusted 1972	
Public Buildings and Grounds	22,561.03			Transfers to Tax Title Liens or Foreclosed	826.87
Other Public Works	51,352.80			Balance December 31, 1972	
HEALTH and WELFARE				TAX TITLE LIENS OUTSTANDING	
Health Services Except Environmental	4,144.00			Balance January 1, 1972	139.50
Welfare-Public Assistance	1,450.00			Transfers From Taxes	1,953.91
Hospitals, Clinics, First Aid				Redeemed in 1972	
Animal, Insect, & Rodent Control	4,000.00			Cancelled, Abated or Adjusted (1972)	
Other Welfare Services				Transfers to Foreclosed Property	64.50
RECREATION and CONSERVATION				Balance December 31, 1972	2,028.91
Beaches and Boardwalks	53,458.65			PROPERTY ACQUIRED BY DEED OR FORECLOSURE	
Parks, Playgrounds, Shade Trees	8,450.00			Balance January 1, 1972	3,585.50
Land Reclamation & Conservation				Transfers From Taxes or Liens	64.50
Other Recreational Services	25,900.53			Sale for Cash (1972)	
EDUCATION (excluding schools)				Cancelled, Abated or Adjusted (1972)	
Libraries	4,120.75			Balance December 31, 1972	3,650.00
Other Educational Services				CURRENT FINANCES DECEMBER 31, 1972	
STATUTORY EXPENDITURES				ASSETS	
Pensions & F. I. C. A.	54,518.08			Cash Dec. 31, 1972	442,554.02
Employee Fringe Benefits	38,335.65			Taxes Receivable	150,446.18
Other Statutory Expenditures				Tax Title Liens	2,028.91
MUNICIPAL FUNCTIONS				Foreclosed Property	3,650.00
CAPITAL IMPROVEMENTS	81,124.62			Emergencies & Other Deferred Charges	41,436.37
DEBT SERVICE				State Aid Receivable	17,015.00
Principal Payments	63,520.00			Other Receivables	299.01
Interest Payments	27,390.75			Total	657,829.49
DEFERRED CHARGES	28,787.82			LIABILITIES, RESERVES, AND SURPLUS	
SCHOOL, COUNTY, SPECIAL DISTRICT TAXES	1,245,569.96			Cash Liabilities	268,509.76
RESERVE FOR UNCOLLECTED TAXES	149,523.80			Reserves for Receivables	156,424.10
EMERGENCY EMPLOYMENT ACT OF 1971				Surplus Dec. 31,	232,855.63
EXPENDITURES	2,709,667.19			Total	657,829.49

0338

Population 1970 **43,386**
 Population 1972 **45,415**
 S & P Rating **BBB**
 Moody Rating **BAA-1**

General Tax Rate Per \$100. **3.54**
 State Equalized Tax Rate **4.02**

WILLINGBORO TOWNSHIP — BURLINGTON CO.
 Form of Government:
 Council-Manager Plan E (OMCL50)
 Number of Members on Governing Body 5

PER CAPITA:
 Gross Debt **371.99**
 Net Debt **33.38**
 Debt Service **2.52**
 Total Tax Levy **256.45**
 Municipal Expenditures **80.29**

PER CENT:
 Gross Debt **6.68**
 Net Debt **.60**
 Tax Levy Collected **96.91**
 Tax Levy Cancelled, Abated or Adjusted **1.08**

EXPENDITURES		REVENUES-REALIZED		1972 PROPERTY TAX	
GENERAL GOVERNMENT				STATE EQUALIZED TAX RATE	
Governing Body & Public Boards	14,300.00	1972 Property Taxes Collected		Local District School Taxes	2.77
Municipal Clerk	17,880.00	1972 Payments in Lieu of Taxes		Regional & Consolidated School Tax	
Financial Administration	44,034.00	Delinquent Tax & Lien Collections		School Taxes in Municipal Budget	
Assessment of Taxes	26,280.00	Business Personalty Replacement Taxes		County Taxes	.64
Collection of Taxes	44,736.00	Taxes from Public Utilities		County Library Taxes	
Planning, Housing & Development	26,500.00	Other Miscellaneous Tax Revenues		Local Municipal Purpose Taxes	.55
Human Resources		State Aid Revenues		Veteran & Senior Citizen Taxes	.07
Elections		Federal Aid Revenues		Total Taxes for Rate Computation	4.03
General Administration (other)	137,252.00	State and Local Fiscal Assistance Act Utilized		Special District Taxes	
JUDICIARY		Sole of Acquired Property		Bank Stock Taxes	9,728.26
Municipal Courts	37,185.00	Other Miscellaneous Revenues		Added and Omitted Taxes	106,480.31
PUBLIC SAFETY		Other Revenues, Revenue Sharing Tax Effort		Total Taxes Levied - ABSTRACT	11,646,753.29
Fire Protection	82,130.00	Prior Years Surplus Appropriated		Total Taxes Billed	11,644,365.65
Police Protection	770,785.00	REVENUES TOTAL		1972 TAXES COLLECTED	11,303,807.33
Civil Defense & Disaster Control	2,650.00	CAPITAL OUTLAY TOTAL		1972 Taxes Cancelled, Abated or Adjusted	125,452.61
Environmental Inspection & Control	30,359.00			Transfer to Tax Title Liens or Foreclosed	2,340.67
Other Public Safety				Balance Outstanding Dec. 31, 1972	232,725.08
PUBLIC WORKS				PRIOR YEARS TAXES OUTSTANDING	
Streets and Drainage	375,098.00			Balance January 1, 1972	166,564.83
Sewers and Sewage Processing				Collected in 1972	166,502.38
Garbage and Trash Disposal	418,000.00			Cancelled, Abated or Adjusted 1972	537.91
Public Buildings and Grounds	52,049.00			Transfers to Tax Title Liens or Foreclosed	1,487.88
Other Public Works	154,730.00			Balance December 31, 1972	36.66
HEALTH and WELFARE				TAX TITLE LIENS OUTSTANDING	
Health Services Except Environmental	7,810.00			Balance January 1, 1972	668.83
Welfare-Public Assistance	5,800.00			Transfers From Taxes	4,096.76
Hospitals, Clinics, First Aid				Redeemed in 1972	
Animal, Insect, & Rodent Control				Cancelled, Abated or Adjusted (1972)	
Other Welfare Services				Transfers to Foreclosed Property	
RECREATION and CONSERVATION				Balance December 31, 1972	4,765.59
Beaches and Boardwalks				PROPERTY ACQUIRED BY DEED OR FORECLOSURE	
Parks, Playgrounds, Shade Trees				Balance January 1, 1972	1,430.00
Land Reclamation & Conservation				Transfers From Taxes or Liens	
Other Recreational Services	166,554.00			Sale for Cash (1972)	
EDUCATION (excluding schools)				Cancelled, Abated or Adjusted (1972)	
Libraries	212,000.00			Balance December 31, 1972	1,430.00
Other Educational Services				CURRENT FINANCES DECEMBER 31, 1972	
STATUTORY EXPENDITURES				ASSETS	
Pensions & F. I. C. A.	104,100.00			Cash Dec. 31, 1972	6,083,688.40
Employee Fringe Benefits	25,500.00			Taxes Receivable	222,761.74
Other Statutory Expenditures				Tax Title Liens	4,765.59
MUNICIPAL FUNCTIONS				Foreclosed Property	1,430.00
CAPITAL IMPROVEMENTS	286,550.00			Emergencies & Other Deferred Charges	
DEBT SERVICE				State Aid Receivable	
Principal Payments	50,000.00			Other Receivables	5,277.48
Interest Payments	64,460.00			Total	6,331,523.21
DEFERRED CHARGES				LIABILITIES, RESERVES, AND SURPLUS	
SCHOOL, COUNTY, SPECIAL DISTRICT TAXES	9,925,312.58			Cash Liabilities	4,598,125.90
RESERVE FOR UNCOLLECTED TAXES	616,316.00			Reserves for Receivables	248,234.81
EMERGENCY EMPLOYMENT ACT OF 1971	151,457.51			Surplus Dec. 31,	1,085,562.50
EXPENDITURES TOTAL	13,571,750.97			Total	6,331,523.21

2021

Population 1970 2,184
 Population 1972 2,215
 S & P Rating
 Moody Rating

General Tax Rate Per \$100 19.39
 State Equalized Tax Rate 19.53

WINFIELD TOWNSHIP — UNION COUNTY
 Form of Government:
 Township Committee
 Number of Members on Governing Body 3

PER CAPITA:
 Gross Debt
 Net Debt
 Debt Service
 Total Tax Levy 125.36
 Municipal Expenditures 43.99

PER CENT:
 Gross Debt
 Net Debt
 Tax Levy Collected 100.00
 Tax Levy Cancelled, Abated
 or Adjusted

EXPENDITURES		REVENUES-REALIZED		1972 PROPERTY TAX STATE EQUALIZED TAX RATE	
GENERAL GOVERNMENT				Local District School Taxes 14.33	203,697.00
Governing Body & Public Boards		1972 Property Taxes Collected	277,693.50	Regional & Consolidated School Tax	
Municipal Clerk		1972 Payments in Lieu of Taxes		School Taxes in Municipal Budget	
Financial Administration	2,825.00	Delinquent Tax & Lien Collections		County Taxes .54	7,675.80
Assessment of Taxes	250.00	Business Personalty Replacement Taxes	3,568.92	County Library Taxes	
Collection of Taxes	145.00	Taxes from Public Utilities	13,589.15	Local Municipal Purpose Taxes 4.66	66,288.00
Planning, Housing & Development		Other Miscellaneous Tax Revenues		Veteran & Senior Citizen Taxes	
Human Resources		State Aid Revenues	8,468.14	Total Taxes for Rate Computation 19.53	277,664.80
Elections		Federal Aid Revenues		Special District Taxes	
General Administration (other)	19,005.00	State and Local Fiscal Assistance Act Utilized		Bank Stock Taxes	
JUDICIARY		Sale of Acquired Property		Added and Omitted Taxes	
Municipal Courts	3,425.00	Other Miscellaneous Revenues	21,831.23	Total Taxes Levied - ABSTRACT	277,664.80
PUBLIC SAFETY		Other Revenues, Revenue Sharing Tax Effort	648.50	Total Taxes Billed	277,693.50
Fire Protection	10,700.00	Total	326,199.44	1972 TAXES COLLECTED	277,693.50
Police Protection	20,550.00	Prior Years Surplus Appropriated	9,000.00	1972 Taxes Cancelled, Abated or Adjusted	
Civil Defense & Disaster Control	100.00	REVENUES TOTAL	335,199.44	Transfer to Tax Title Liens or Foreclosed	
Environmental Inspection & Control	200.00	CAPITAL OUTLAY TOTAL	24.96	Balance Outstanding Dec. 31, 1972	
Other Public Safety		Public Enterprises		PRIOR YEARS TAXES OUTSTANDING	
PUBLIC WORKS		Recreation—Culture		Balance January 1, 1972	
Streets and Drainage	15,510.00	Public Works	24.96	Collected in 1972	
Sewers and Sewage Processing		Buildings and Grounds		Cancelled, Abated or Adjusted 1972	
Garbage and Trash Disposal	9,070.00	Library and Education		Transfers to Tax Title Liens or Foreclosed	
Public Buildings and Grounds	300.00	Conservation		Balance December 31, 1972	
Other Public Works		All Other		TAX TITLE LIENS OUTSTANDING	
HEALTH and WELFARE		CAPITAL DEBT AUTHORIZED, DECEMBER 31, 1972		Balance January 1, 1972	
Health Services Except Environmental	5,365.00	ISSUED AND UNISSUED GROSS DEBT NET DEBT		Transfers From Taxes	
Welfare-Public Assistance		School		Redeemed in 1972	
Hospitals, Clinics, First Aid	1,085.00	Self-liquidating		Cancelled, Abated or Adjusted (1972)	
Animal, Insect, & Rodent Control		Other		Transfers to Foreclosed Property	
Other Welfare Services		Total		Balance December 31, 1972	
RECREATION and CONSERVATION		ISSUED AND OUTSTANDING		PROPERTY ACQUIRED BY DEED OR FORECLOSURE	
Beaches and Boardwalks		School		Balance January 1, 1972	
Parks, Playgrounds, Shade Trees		Self-Liquidating		Transfers From Taxes or Liens	
Land Reclamation & Conservation	500.00	Other		Sale for Cash (1972)	
Other Recreational Services		Total		Cancelled, Abated or Adjusted (1972)	
EDUCATION (excluding schools)		EQUALIZED VALUATION BASIS FOR NET DEBT COMPUTATION	1,281,203.00	Balance December 31, 1972	
Libraries		REAL PROPERTY VALUATIONS		CURRENT FINANCES DECEMBER 31, 1972	
Other Educational Services		Code Class # of Parcels % VAL'N ASSESSED VALUATION		ASSETS	
STATUTORY EXPENDITURES		1 Vacant Land		Cash Dec. 31, 1972	60,292.65
Pensions & F. I. C. A.	3,000.00	2 Residential 253 91.41	1,272,100.00	Taxes Receivable	
Employee Fringe Benefits	1,000.00	3 Farm		Tax Title Liens	
Other Statutory Expenditures		4a Commercial 2 8.59	119,600.00	Foreclosed Property	
MUNICIPAL FUNCTIONS TOTAL	57,430.00	4b Industrial		Emergencies & Other Deferred Charges	
CAPITAL IMPROVEMENTS *MEMO*	24,500.00	4c Apartments		State Aid Receivable	3,766.00
DEBT SERVICE		255 Total	1,391,700.00	Other Receivables	403.00
Principal Payments		Land Area .17 Sq. Miles		Total	64,461.65
Interest Payments		Net Valuation Taxable-Municipal	1,432,148.00	LIABILITIES, RESERVES, AND SURPLUS	
DEFERRED CHARGES		Net Valuation Taxable-County	1,440,506.00	Cash Liabilities	29,246.57
SCHOOL, COUNTY, SPECIAL DISTRICT TAXES	211,376.80	State Equalization Ratio	100.76	Reserves for Receivables	403.00
RESERVE FOR UNCOLLECTED TAXES				Surplus Dec. 31,	34,812.08
EMERGENCY EMPLOYMENT ACT OF 1971				Total	64,461.65
EXPENDITURES TOTAL	308,806.80				

0436

Population 1970 11,202
 Population 1972 12,415
 S & P Rating
 Moody Rating

General Tax Rate Per \$100. 5.36
 State Equalized Tax Rate 3.86

WINSLOW TOWNSHIP — CAMDEN COUNTY
 Form of Government:
 Township Committee
 Number of Members on Governing Body 7

PER CAPITA:
 Gross Debt 332.44
 Net Debt 39.99
 Debt Service .01
 Total Tax Levy 297.50
 Municipal Expenditures 94.32

PER CENT:
 Gross Debt 6.30
 Net Debt .76
 Tax Levy Collected 90.34
 Tax Levy Cancelled, Abated or Adjusted 1.27

EXPENDITURES		REVENUES-REALIZED		1972 PROPERTY TAX	
GENERAL GOVERNMENT				STATE EQUALIZED TAX RATE 1.17	
Governing Body & Public Boards		1972 Property Taxes Collected	3,353,229.53	Local District School Taxes	596,074.73
Municipal Clerk		1972 Payments in Lieu of Taxes		Regional & Consolidated School Tax	1,401,847.07
Financial Administration	10,310.00	Delinquent Tax & Lien Collections	268,988.84	School Taxes in Municipal Budget	
Assessment of Taxes	21,720.00	Business Personalty Replacement Taxes	118,818.43	County Taxes	840,855.18
Collection of Taxes	33,400.00	Taxes from Public Utilities	232,796.58	County Library Taxes	26,371.54
Planning, Housing & Development	2,750.00	Other Miscellaneous Tax Revenues		Local Municipal Purpose Taxes	
Human Resources		State Aid Revenues	68,562.49	Veteran & Senior Citizen Taxes	48,340.00
Elections	1,275.00	Federal Aid Revenues	40,070.41	Total Taxes for Rate Computation	3,312,528.52
General Administration (other)	111,919.23	State and Local Fiscal Assistance Act Utilized		Special District Taxes	
JUDICIARY		Sale of Acquired Property	52,421.00	Bank Stock Taxes	1,003.55
Municipal Courts	23,850.00	Other Miscellaneous Revenues	455,440.36	Added and Omitted Taxes	427,267.90
PUBLIC SAFETY		Other Revenues, Revenue Sharing Tax Effort	151,565.32	Total Taxes Levied - ABSTRACT	3,693,455.97
Fire Protection	27,900.00	Total	4,741,896.96	Total Taxes Billed	3,711,845.56
Police Protection	171,679.00	Prior Years Surplus Appropriated	471,000.00	1972 TAXES COLLECTED	3,353,229.53
Civil Defense & Disaster Control		REVENUES TOTAL	5,212,896.96	1972 Taxes Cancelled, Abated or Adjusted	47,066.79
Environmental Inspection & Control	2,850.00	CAPITAL OUTLAY TOTAL	25,450.00	Transfer to Tax Title Liens or Foreclosed	30,258.48
Other Public Safety				Balance Outstanding Dec. 31, 1972	281,291.16
PUBLIC WORKS				PRIOR YEARS TAXES OUTSTANDING	
Streets and Drainage	145,900.00	Public Enterprises		Balance January 1, 1972	267,829.37
Sewers and Sewage Processing		Recreation—Culture		Collected in 1972	221,975.65
Garbage and Trash Disposal	46,800.00	Public Works	25,450.00	Cancelled, Abated or Adjusted 1972	9,020.54
Public Buildings and Grounds	10,600.00	Buildings and Grounds		Transfers to Tax Title Liens or Foreclosed	2,565.90
Other Public Works		Library and Education		Balance December 31, 1972	34,259.28
HEALTH and WELFARE		Conservation		TAX TITLE LIENS OUTSTANDING	
Health Services Except Environmental	550.00	All Other		Balance January 1, 1972	130,228.05
Welfare-Public Assistance	7,500.00			Transfers From Taxes	32,828.38
Hospitals, Clinics, First Aid				Redeemed in 1972	47,009.19
Animal, Insect, & Rodent Control	4,500.00			Cancelled, Abated or Adjusted (1972)	
Other Welfare Services				Transfers to Foreclosed Property	
RECREATION and CONSERVATION				Balance December 31, 1972	116,047.24
Beaches and Boardwalks				PROPERTY ACQUIRED BY DEED OR	
Parks, Playgrounds, Shade Trees	35,222.22			FORECLOSURE	
Land Reclamation & Conservation				Balance January 1, 1972	153,980.17
Other Recreational Services				Transfers From Taxes or Liens	
EDUCATION (excluding schools)				Sale for Cash (1972)	52,421.00
Libraries				Cancelled, Abated or Adjusted (1972)	
Other Educational Services				Balance December 31, 1972	101,559.17
STATUTORY EXPENDITURES				CURRENT FINANCES DECEMBER 31, 1972	
Pensions & F. I. C. A.	30,320.80			ASSETS	
Employee Fringe Benefits	17,500.00			Cash Dec. 31, 1972	1,055,820.14
Other Statutory Expenditures				Taxes Receivable	315,550.44
MUNICIPAL FUNCTIONS				Tax Title Liens	116,047.24
CAPITAL IMPROVEMENTS *MEMO*	66,322.22			Foreclosed Property	101,559.17
DEBT SERVICE				Emergencies & Other Deferred Charges	34,948.23
Principal Payments				State Aid Receivable	20,000.00
Interest Payments	100.00			Other Receivables	60,026.27
DEFERRED CHARGES				Total	1,703,951.49
SCHOOL, COUNTY, SPECIAL DISTRICT TAXES	3,265,188.52			LIABILITIES, RESERVES, AND SURPLUS	
RESERVE FOR UNCOLLECTED TAXES	356,201.78			Cash Liabilities	217,488.79
EMERGENCY EMPLOYMENT ACT OF 1971	33,304.20			Reserves for Receivables	593,183.12
EXPENDITURES TOTAL	4,436,140.75			Surplus Dec. 31,	893,275.58
				Total	1,703,951.49

0269

Population 1970 **8,311**
 Population 1972 **8,540**
 S & P Rating
 Moody Rating

General Tax Rate Per \$100. **2.63**
 State Equalized Tax Rate **1.98**

WOOD-RIDGE BOROUGH — BERGEN COUNTY
Form of Government:
Borough Council
Number of Members on Governing Body 6

PER CAPITA:
 Gross Debt **92.74**
 Net Debt **38.99**
 Debt Service **5.61**
 Total Tax Levy **306.05**
 Municipal Expenditures **134.14**

PER CENT:
 Gross Debt **.66**
 Net Debt **.28**
 Tax Levy Collected **98.65**
 Tax Levy Cancelled, Abated or Adjusted

EXPENDITURES		REVENUES-REALIZED		1972 PROPERTY TAX	
GENERAL GOVERNMENT				STATE EQUALIZED TAX RATE 1.21	
Governing Body & Public Boards		1972 Property Taxes Collected	2,582,659.81	Local District School Taxes	1,628,954.50
Municipal Clerk		1972 Payments in Lieu of Taxes	3,621.00	Regional & Consolidated School Tax	
Financial Administration	9,150.00	Delinquent Tax & Lien Collections	19,914.14	School Taxes in Municipal Budget	
Assessment of Taxes	12,700.00	Business Personalty Replacement Taxes	326,674.71	County Taxes	.36 479,085.34
Collection of Taxes	22,700.00	Taxes from Public Utilities	141,787.67	County Library Taxes	
Planning, Housing & Development	2,400.00	Other Miscellaneous Tax Revenues		Local Municipal Purpose Taxes	.36 483,841.25
Human Resources	1,250.00	State Aid Revenues	32,805.90	Veteran & Senior Citizen Taxes	.05 64,560.00
Elections	1,135.00	Federal Aid Revenues	13,821.99	Total Taxes for Rate Computation	1.98 2,656,441.09
General Administration (other)	88,650.00	State and Local Fiscal Assistance Act Utilized		Special District Taxes	
JUDICIARY		Sale of Acquired Property		Bank Stock Taxes	7,703.40
Municipal Courts	6,700.00	Other Miscellaneous Revenues	26,972.54	Added and Omitted Taxes	14,077.74
PUBLIC SAFETY		Other Revenues, Revenue Sharing Tax Effort	14,393.13	Total Taxes Levied - ABSTRACT	2,613,662.23
Fire Protection	53,437.00	Total	3,162,650.89	Total Taxes Billed	2,617,565.12
Police Protection	252,390.00	Prior Years Surplus Appropriated	100,000.00	1972 TAXES COLLECTED	2,582,659.81
Civil Defense & Disaster Control	2,625.00	REVENUES TOTAL	3,262,650.89	1972 Taxes Cancelled, Abated or Adjusted	
Environmental Inspection & Control		CAPITAL OUTLAY TOTAL	6,279.42	Transfer to Tax Title Liens or Foreclosed	
Other Public Safety	6,000.00	Public Enterprises		Balance Outstanding Dec. 31, 1972	35,309.31
PUBLIC WORKS		Recreation—Culture		PRIOR YEARS TAXES OUTSTANDING	
Streets and Drainage	180,865.00	Public Works	6,279.42	Balance January 1, 1972	32,649.87
Sewers and Sewage Processing	49,550.00	Buildings and Grounds		Collected in 1972	15,514.14
Garbage and Trash Disposal	56,500.00	Library and Education		Cancelled, Abated or Adjusted 1972	
Public Buildings and Grounds	39,800.00	Conservation		Transfers to Tax Title Liens or Foreclosed	
Other Public Works		All Other		Balance December 31, 1972	12,735.73
HEALTH and WELFARE		CAPITAL DEBT AUTHORIZED, DECEMBER 31, 1972		TAX TITLE LIENS OUTSTANDING	
Health Services Except Environmental	20,710.00	ISSUED AND UNISSUED GROSS DEBT NET DEBT		Balance January 1, 1972	246.40
Welfare-Public Assistance	875.00	School 459,000		Transfers From Taxes	
Hospitals, Clinics, First Aid		Self-liquidating		Redeemed in 1972	
Animal, Insect, & Rodent Control		Other 333,000	333,000	Cancelled, Abated or Adjusted (1972)	
Other Welfare Services		Total 792,000	333,000	Transfers to Foreclosed Property	
RECREATION and CONSERVATION		ISSUED AND OUTSTANDING		Balance December 31, 1972	246.40
Beaches and Boardwalks		School 459,000.00		PROPERTY ACQUIRED BY DEED OR FORECLOSURE	
Parks, Playgrounds, Shade Trees	29,550.00	Self-Liquidating		Balance January 1, 1972	163,550.00
Land Reclamation & Conservation		Other		Transfers From Taxes or Liens	
Other Recreational Services	26,690.00	Total 792,000.00		Sale for Cash (1972)	
EDUCATION (excluding schools)		EQUALIZED VALUATION BASIS FOR NET DEBT COMPUTATION	119,981,381.00	Cancelled, Abated or Adjusted (1972)	
Libraries	44,253.00	REAL PROPERTY VALUATIONS		Balance December 31, 1972	163,550.00
Other Educational Services		Code Class # of Parcels % VAL'N ASSESSED VALUATION		CURRENT FINANCES DECEMBER 31, 1972	
STATUTORY EXPENDITURES		1 Vacant Land 133 1.88	1,888,900.00	ASSETS	
Pensions & F. I. C. A.	67,200.00	2 Residential 2225 57.57	57,773,150.00	Cash Dec. 31, 1972	374,724.12
Employee Fringe Benefits	27,000.00	3 Farm		Taxes Receivable	48,045.04
Other Statutory Expenditures		4a Commercial 67 5.17	5,185,900.00	Tax Title Liens	246.40
MUNICIPAL FUNCTIONS		4b Industrial 15 32.36	32,476,600.00	Foreclosed Property	163,550.00
CAPITAL IMPROVEMENTS		4c Apartments 11 3.02	3,034,100.00	Emergencies & Other Deferred Charges	
DEBT SERVICE		Total 2451	100,258,650.00	State Aid Receivable	14,544.65
Principal Payments	35,000.00	Land Area 1.10 Sq. Miles		Other Receivables	2,495.39
Interest Payments	12,506.25	Net Valuation Taxable-Municipal	101,159,733.00	Total	603,605.60
DEFERRED CHARGES		Net Valuation Taxable-County	134,663,386.00	LIABILITIES, RESERVES, AND SURPLUS	
SCHOOL, COUNTY, SPECIAL DISTRICT TAXES	2,108,035.84	State Equalization Ratio	75.42	Cash Liabilities	157,804.83
RESERVE FOR UNCOLLECTED TAXES	39,714.51			Reserves for Receivables	214,336.83
EMERGENCY EMPLOYMENT ACT OF 1971	15,386.00			Surplus Dec. 31,	151,463.94
EXPENDITURES TOTAL	3,253,617.00			Total	603,605.60

0516

Population 1970 2,625
 Population 1972 2,575
 S & P Rating
 Moody Rating

General Tax Rate Per \$100. 7.76
 State Equalized Tax Rate 6.28

WOODBINE BOROUGH — CAPE MAY COUNTY
 Form of Government:
 Borough Council
 Number of Members on Governing Body 6

PER CAPITA: 177.57
 Gross Debt 44.38
 Net Debt 1.91
 Debt Service 137.46
 Total Tax Levy 96.10
 Municipal Expenditures

PER CENT: 9.00
 Gross Debt 2.25
 Net Debt 73.91
 Tax Levy Collected
 Tax Levy Cancelled, Abated or Adjusted .07

EXPENDITURES		REVENUES-REALIZED		1972 PROPERTY TAX	
GENERAL GOVERNMENT				STATE EQUALIZED TAX RATE 3.95	
Governing Body & Public Boards		1972 Property Taxes Collected 272,142.37		Local District School Taxes	230,609.25
Municipal Clerk		1972 Payments in Lieu of Taxes 38,961.23		Regional & Consolidated School Tax	
Financial Administration	4,475.00	Delinquent Tax & Lien Collections 18,143.11		School Taxes in Municipal Budget	
Assessment of Taxes	21,825.00	Business Personalty Replacement Taxes 20,614.83		County Taxes	33,757.94
Collection of Taxes	4,560.00	Taxes from Public Utilities 16,121.62		County Library Taxes	1,266.16
Planning, Housing & Development		Other Miscellaneous Tax Revenues		Local Municipal Purpose Taxes	52,039.05
Human Resources		State Aid Revenues		Veteran & Senior Citizen Taxes	5,230.00
Elections	600.00	Federal Aid Revenues		Total Taxes for Rate Computation	366,902.40
General Administration (other)	25,261.76	State and Local Fiscal Assistance Act Utilized		Special District Taxes	
JUDICIARY		Sale of Acquired Property		Bank Stock Taxes	824.45
Municipal Courts	4,221.00	Other Miscellaneous Revenues		Added and Omitted Taxes	5,206.10
PUBLIC SAFETY		Other Revenues, Revenue Sharing Tax Effort		Total Taxes Levied - ABSTRACT	367,702.95
Fire Protection	11,312.00	Total		Total Taxes Billed	368,164.38
Police Protection	25,846.76	Prior Years Surplus Appropriated		1972 TAXES COLLECTED	272,142.37
Civil Defense & Disaster Control	900.00	REVENUES TOTAL		1972 Taxes Cancelled, Abated or Adjusted	240.00
Environmental Inspection & Control	950.00	CAPITAL OUTLAY TOTAL		Transfer to Tax Title Liens or Foreclosed	34,019.98
Other Public Safety		Public Enterprises		Balance Outstanding Dec. 31, 1972	61,782.03
PUBLIC WORKS		Recreation—Culture		PRIOR YEARS TAXES OUTSTANDING	
Streets and Drainage	37,554.00	Public Works		Balance January 1, 1972	35,056.89
Sewers and Sewage Processing		Buildings and Grounds		Collected in 1972	12,013.15
Garbage and Trash Disposal	1,200.00	Library and Education		Cancelled, Abated or Adjusted 1972	
Public Buildings and Grounds	3,500.00	Conservation		Transfers to Tax Title Liens or Foreclosed	1,512.22
Other Public Works	500.00	All Other		Balance December 31, 1972	21,171.52
HEALTH and WELFARE		CAPITAL DEBT AUTHORIZED, DECEMBER 31, 1972		TAX TITLE LIENS OUTSTANDING	
Health Services Except Environmental	575.00	ISSUED AND UNISSUED		Balance January 1, 1972	57,448.31
Welfare-Public Assistance	775.00	GROSS DEBT		Transfers From Taxes	36,259.13
Hospitals, Clinics, First Aid		SCHOOL		Redeemed in 1972	26,548.08
Animal, Insect, & Rodent Control	1,680.00	Self-liquidating		Cancelled, Abated or Adjusted (1972)	
Other Welfare Services		Other		Transfers to Foreclosed Property	3,560.65
RECREATION and CONSERVATION		Total		Balance December 31, 1972	62,798.71
Beaches and Boardwalks		ISSUED AND OUTSTANDING		PROPERTY ACQUIRED BY DEED OR FORECLOSURE	
Parks, Playgrounds, Shade Trees	500.00	SCHOOL		Balance January 1, 1972	77,229.35
Land Reclamation & Conservation		Self-Liquidating		Transfers From Taxes or Liens	3,960.65
Other Recreational Services		Other		Sale for Cash (1972)	
EDUCATION (excluding schools)		Total		Cancelled, Abated or Adjusted (1972)	
Libraries	580.00	EQUALIZED VALUATION BASIS		Balance December 31, 1972	81,190.00
Other Educational Services		FOR NET DEBT COMPUTATION		CURRENT FINANCES DECEMBER 31, 1972	
STATUTORY EXPENDITURES		REAL PROPERTY VALUATIONS		ASSETS	
Pensions & F. I. C. A.	5,566.00	Code Class # of Parcels % VAL'N		Cash Dec. 31, 1972	97,187.09
Employee Fringe Benefits	2,100.00	ASSESSED VALUATION		Taxes Receivable	82,953.55
Other Statutory Expenditures		1 Vacant Land 162 3.26		Tax Title Liens	62,798.71
MUNICIPAL FUNCTIONS	155,281.52	2 Residential 411 57.97		Foreclosed Property	81,150.00
CAPITAL IMPROVEMENTS	6,500.00	3 Farm 51 6.50		Emergencies & Other Deferred Charges	25,517.90
DEBT SERVICE		4a Commercial 72 17.89		State Aid Receivable	10,141.59
Principal Payments	3,000.00	4b Industrial 13 13.72		Other Receivables	68.25
Interest Payments	2,116.25	4c Apartments 2 .66		Total	363,857.09
DEFERRED CHARGES	4,268.82	711 Total		LIABILITIES, RESERVES, AND SURPLUS	
SCHOOL, COUNTY, SPECIAL DISTRICT TAXES	265,633.35	Land Area 8.00 Sq. Miles		Cash Liabilities	117,279.25
RESERVE FOR UNCOLLECTED TAXES	52,411.21	Net Valuation Taxable-Municipal		Reserves for Receivables	227,010.51
EMERGENCY EMPLOYMENT ACT OF 1971		Net Valuation Taxable-County		Surplus Dec. 31, 1971	19,567.33
EXPENDITURES TOTAL	522,711.15	State Equalization Ratio		Total	363,857.09

1225

Population 1970 98,544
 Population 1972 100,700
 S & P Rating A
 Moody Rating A

General Tax Rate Per \$100. 7.66
 State Equalized Tax Rate 3.14

WOODBIDGE TOWNSHIP — MIDDLESEX CO.

Form of Government:

Mayor-Council Plan F (OMCL50)

Number of Members on Governing Body 9

PER CAPITA:

Gross Debt 536.97
 Net Debt 361.44
 Debt Service 21.20
 Total Tax Levy 334.68
 Municipal Expenditures 153.99

PER CENT:

Gross Debt 5.90
 Net Debt 3.97
 Tax Levy Collected 95.59
 Tax Levy Cancelled, Abated or Adjusted .13

EXPENDITURES		REVENUES-REALIZED		1972 PROPERTY TAX	
GENERAL GOVERNMENT				STATE EQUALIZED TAX RATE 1.96	
Governing Body & Public Boards	102,739.00	1972 Property Taxes Collected	32,216,865.37	Local District School Taxes	20,530,050.28
Municipal Clerk	57,290.00	1972 Payments in Lieu of Taxes	215,407.64	Regional & Consolidated School Tax	
Financial Administration	115,873.00	Delinquent Tax & Lien Collections	1,310,422.51	School Taxes in Municipal Budget	
Assessment of Taxes	138,946.00	Business Personalty Replacement Taxes	1,657,296.81	County Taxes	6,205,744.22
Collection of Taxes	110,585.00	Taxes from Public Utilities	5,682,998.64	County Library Taxes	
Planning, Housing & Development	140,452.00	Other Miscellaneous Tax Revenues	2,023.00	Local Municipal Purpose Taxes	5,634,558.78
Human Resources	118,000.00	State Aid Revenues	532,260.68	Veteran & Senior Citizen Taxes	583,540.00
Elections	24,035.00	Federal Aid Revenues	558,000.00	Total Taxes for Rate Computation	32,553,893.28
General Administration (other)	1,025,571.38	State and Local Fiscal Assistance Act Utilized		Special District Taxes	1,126,858.44
JUDICIARY		Sale of Acquired Property		Bank Stock Taxes	26,290.68
Municipal Courts	96,624.00	Other Miscellaneous Revenues	849,188.31	Added and Omitted Taxes	178,864.09
PUBLIC SAFETY		Other Revenues, Revenue Sharing Tax Effort	310,960.73	Total Taxes Levied - ABSTRACT	33,702,366.49
Fire Protection		Total	43,335,424.09	Total Taxes Billed	33,702,366.49
Police Protection	2,262,047.00	Prior Years Surplus Appropriated	60,000.00	1972 TAXES COLLECTED	32,216,865.37
Civil Defense & Disaster Control	13,743.00	REVENUES TOTAL	43,355,424.09	1972 Taxes Cancelled, Abated or Adjusted	45,120.00
Environmental Inspection & Control	145,856.00	CAPITAL OUTLAY TOTAL	4,837,680.11	Transfer to Tax Title Liens or Foreclosed	172,000.00
Other Public Safety	2,010.00			Balance Outstanding Dec. 31, 1972	1,268,381.12
PUBLIC WORKS				PRIOR YEARS TAXES OUTSTANDING	
Streets and Drainage	1,427,569.00	Public Enterprises	62,304.55	Balance January 1, 1972	1,683,050.08
Sewers and Sewage Processing	412,605.62	Recreation—Culture		Collected in 1972	1,250,714.75
Garbage and Trash Disposal	1,305,788.00	Public Works	3,794,813.39	Cancelled, Abated or Adjusted 1972	100,000.00
Public Buildings and Grounds	114,550.00	Buildings and Grounds	1,777.12	Transfers to Tax Title Liens or Foreclosed	51,000.00
Other Public Works		Library and Education	578,784.65	Balance December 31, 1972	281,335.33
HEALTH and WELFARE		Conservation		TAX TITLE LIENS OUTSTANDING	
Health Services Except Environmental	265,197.00	All Other		Balance January 1, 1972	252,251.89
Welfare-Public Assistance	56,375.00	CAPITAL DEBT AUTHORIZED, DECEMBER 31, 1972		Transfers From Taxes	228,800.00
Hospitals, Clinics, First Aid	30,000.00	ISSUED AND UNISSUED GROSS DEBT NET DEBT		Redeemed in 1972	59,708.16
Animal, Insect, & Rodent Control	7,825.00	School 16,521,000		Cancelled, Abated or Adjusted (1972)	
Other Welfare Services		Self-liquidating 321,500		Transfers to Foreclosed Property	
RECREATION and CONSERVATION		Other 36,830,668	36,396,908	Balance December 31, 1972	461,343.73
Beaches and Boardwalks		Total 54,073,168	36,396,908	PROPERTY ACQUIRED BY DEED OR FORECLOSURE	
Parks, Playgrounds, Shade Trees	531,741.00	ISSUED AND OUTSTANDING		Balance January 1, 1972	227,724.00
Land Reclamation & Conservation		School 16,521,000.00		Transfers From Taxes or Liens	
Other Recreational Services	15,000.00	Self-Liquidating 282,000.00		Sale for Cash (1972)	
EDUCATION (excluding schools)		Other 28,960,900.00		Cancelled, Abated or Adjusted (1972)	
Libraries	566,188.00	Total 46,163,900.00		Balance December 31, 1972	227,724.00
Other Educational Services		EQUALIZED VALUATION BASIS		CURRENT FINANCES DECEMBER 31, 1972	
STATUTORY EXPENDITURES		FOR NET DEBT COMPUTATION	516,375,194.33	ASSETS	
Pensions & F. I. C. A.	666,780.00	REAL PROPERTY VALUATIONS		Cash Dec. 31, 1972	3,739,525.75
Employee Fringe Benefits	212,114.00	Code Class # of Parcels % VAL'N		Taxes Receivable	1,549,716.45
Other Statutory Expenditures		1 Vacant Land 2694 5.79	24,618,075.00	Tax Title Liens	461,343.73
MUNICIPAL FUNCTIONS TOTAL	10,373,548.00	2 Residential 22152 58.58	249,180,950.00	Foreclosed Property	227,724.00
CAPITAL IMPROVEMENTS *MEMO*	100,000.00	3 Farm		Emergencies & Other Deferred Charges	111,561.25
DEBT SERVICE		4a Commercial 980 14.20	60,386,570.00	State Aid Receivable	307,656.34
Principal Payments	1,105,000.00	4b Industrial 153 18.16	77,240,489.00	Other Receivables	31,516.59
Interest Payments	1,029,456.04	4c Apartments 40 3.28	13,951,750.00	Total	6,429,844.51
DEFERRED CHARGES	555,625.23	26059 Total	425,377,834.00	LIABILITIES, RESERVES, AND SURPLUS	
SCHOOL, COUNTY, SPECIAL DISTRICT TAXES	27,862,652.54	Land Area 23.10 Sq. Miles		Cash Liabilities	2,175,246.33
RESERVE FOR UNCOLLECTED TAXES	1,746,000.00	Net Valuation Taxable-Municipal	430,402,652.00	Reserves for Receivables	2,270,701.17
EMERGENCY EMPLOYMENT ACT OF 1971	656,841.00	Net Valuation Taxable-County	1,147,547,355.00	Surplus Dec. 31,	1,983,897.01
EXPENDITURES TOTAL	43,369,123.21	State Equalization Ratio	41.05	Total	6,429,844.51

0822

Population 1970 12,408
 Population 1972 12,650
 S & P Rating
 Moody Rating

General Tax Rate Per \$100. 3.58
 State Equalized Tax Rate 4.06

WOODBURY CITY — GLOUCESTER COUNTY

Form of Government:

Special Charter (P.L. 1870 c.271)

Number of Members on Governing Body 9

PER CAPITA:

Gross Debt 209.80
 Net Debt 10.43
 Debt Service 2.79
 Total Tax Levy 271.56
 Municipal Expenditures 116.22

PER CENT:

Gross Debt 3.60
 Net Debt .18
 Tax Levy Collected 95.35
 Tax Levy Cancelled, Abated or Adjusted .54

EXPENDITURES		REVENUES-REALIZED		1972 PROPERTY TAX	
GENERAL GOVERNMENT				STATE EQUALIZED TAX RATE 4.06	
Governing Body & Public Boards	10,700.00	1972 Property Taxes Collected 3,278,567.16		Local District School Taxes 2.44	2,052,441.00
Municipal Clerk	19,335.00	1972 Payments in Lieu of Taxes		Regional & Consolidated School Tax	
Financial Administration	15,555.00	Delinquent Tax & Lien Collections 151,370.82		School Taxes in Municipal Budget .04	35,145.50
Assessment of Taxes	15,640.00	Business Personalty Replacement Taxes 99,418.56		County Taxes .65	558,552.09
Collection of Taxes	16,420.00	Taxes from Public Utilities 232,982.04		County Library Taxes	
Planning, Housing & Development	17,250.00	Other Miscellaneous Tax Revenues		Local Municipal Purpose Taxes .85	725,155.52
Human Resources		State Aid Revenues 62,714.44		Veteran & Senior Citizen Taxes .08	68,580.00
Elections	2,500.00	Federal Aid Revenues 9,550.40		Total Taxes for Rate Computation 4.06	3,475,874.51
General Administration (other)	62,075.00	State and Local Fiscal Assistance Act Utilized		Special District Taxes	
JUDICIARY		Sale of Acquired Property		Bank Stock Taxes	15,075.08
Municipal Courts	23,565.00	Other Miscellaneous Revenues 92,579.22		Added and Omitted Taxes	8,854.75
PUBLIC SAFETY		Other Revenues, Revenue Sharing Tax Effort 37,083.40		Total Taxes Levied - ABSTRACT	3,435,224.38
Fire Protection	93,225.00	Total 3,964,266.44		Total Taxes Billed	3,438,546.72
Police Protection	361,611.00	Prior Years Surplus Appropriated 136,000.00		1972 TAXES COLLECTED	3,278,567.16
Civil Defense & Disaster Control	6,170.00	REVENUES TOTAL 4,100,266.44		1972 Taxes Cancelled, Abated or Adjusted	18,530.88
Environmental Inspection & Control	16,371.00	CAPITAL OUTLAY TOTAL 77,538.00		Transfer to Tax Title Liens or Foreclosed	
Other Public Safety		Public Enterprises		Balance Outstanding Dec. 31, 1972	141,446.68
PUBLIC WORKS		Recreation—Culture		PRIOR YEARS TAXES OUTSTANDING	
Streets and Drainage	224,422.00	Public Works		Balance January 1, 1972	141,885.57
Sewers and Sewage Processing	86,545.00	Buildings and Grounds		Collected in 1972	135,387.41
Garbage and Trash Disposal	34,860.00	Library and Education		Cancelled, Abated or Adjusted 1972	
Public Buildings and Grounds		Conservation		Transfers to Tax Title Liens or Foreclosed	
Other Public Works		All Other		Balance December 31, 1972	2,498.16
HEALTH and WELFARE		CAPITAL DEBT AUTHORIZED, DECEMBER 31, 1972		TAX TITLE LIENS OUTSTANDING	
Health Services Except Environmental	8,600.00	ISSUED AND UNISSUED GROSS DEBT NET DEBT		Balance January 1, 1972	22,580.34
Welfare-Public Assistance	4,525.00	School 2,522,000		Transfers From Taxes	
Hospitals, Clinics, First Aid		Self-liquidating 132,000 132,000		Redeemed in 1972	11,583.41
Animal, Insect, & Rodent Control	2,400.00	Other Total 2,654,000 132,000		Cancelled, Abated or Adjusted (1972)	
Other Welfare Services		ISSUED AND OUTSTANDING		Transfers to Foreclosed Property	
RECREATION and CONSERVATION		School 2,522,000.00		Balance December 31, 1972	10,556.53
Beaches and Boardwalks		Self-Liquidating		PROPERTY ACQUIRED BY DEED OR FORECLOSURE	
Parks, Playgrounds, Shade Trees	55,130.00	Other Total 2,522,000.00		Balance January 1, 1972	16,005.00
Land Reclamation & Conservation		EQUALIZED VALUATION BASIS		Transfers From Taxes or Liens	
Other Recreational Services	11,000.00	FOR NET DEBT COMPUTATION 73,807,569.67		Sale for Cash (1972)	
EDUCATION (excluding schools)		REAL PROPERTY VALUATIONS		Cancelled, Abated or Adjusted (1972)	
Libraries	27,250.00	Code Class # of Parcels % VAL'N ASSESSED VALUATION		Balance December 31, 1972	16,005.00
Other Educational Services		1 Vacant Land 278 2.29 1,906,500.00		CURRENT FINANCES DECEMBER 31, 1972	
STATUTORY EXPENDITURES		2 Residential 2881 64.52 53,725,700.00		ASSETS	
Pensions & F. I. C. A.	59,000.00	3 Farm 21 25.55 21,613,500.00		Cash Dec. 31, 1972	504,317.85
Employee Fringe Benefits	21,000.00	4a Commercial 7 .93 775,400.00		Taxes Receivable	143,546.84
Other Statutory Expenditures		4b Industrial 20 6.31 5,252,900.00		Tax Title Liens	10,556.53
MUNICIPAL FUNCTIONS TOTAL 1,235,593.00		4c Apartments 3437 Total 83,278,400.00		Foreclosed Property	16,005.00
CAPITAL IMPROVEMENTS *MEMO* 138,000.00		Land Area 2.13 Sq. Miles		Emergencies & Other Deferred Charges	1,603.42
DEBT SERVICE		Net Valuation Taxable-Municipal 87,516,670.00		State Aid Receivable	40,000.00
Principal Payments	30,000.00	Net Valuation Taxable-County 89,741,576.00		Other Receivables	6,106.26
Interest Payments	5,245.50	State Equalization Ratio 102.22		Total	722,576.30
TYPE I SCHL DEBT *MEMO 35,145.50				LIABILITIES, RESERVES, AND SURPLUS	
DEFERRED CHARGES 426.75				Cash Liabilities	342,689.30
SCHOOL, COUNTY, SPECIAL DISTRICT TAXES 2,686,138.55				Reserves for Receivables	177,055.03
RESERVE FOR UNCOLLECTED TAXES 188,198.48				Surplus Dec. 31,	203,231.57
EMERGENCY EMPLOYMENT ACT OF 1971 10,651.32				Total	722,576.30
EXPENDITURES TOTAL 4,156,293.64					

1971/3000

* ABOVE DEBT SERVICE INCLUDES TYPE I SCHOOL DEBT

0823

Population 1970 3,621
 Population 1972 3,720
 S & P Rating
 Moody Rating

General Tax Rate Per \$100. 3.74
 State Equalized Tax Rate 2.55

WOODBURY HEIGHTS BOROUGH — GLOUCESTER COUNTY

Form of Government:
 Borough Council
 Number of Members on Governing Body 6

PER CAPITA:
 Gross Debt 334.91
 Net Debt 50.62
 Debt Service 1.95
 Total Tax Levy 217.02
 Municipal Expenditures 66.71

PER CENT:
 Gross Debt 4.55
 Net Debt .65
 Tax Levy Collected 93.84
 Tax Levy Cancelled, Abated or Adjusted .10

EXPENDITURES		REVENUES-REALIZED		1972 PROPERTY TAX	
GENERAL GOVERNMENT		1972 Property Taxes Collected		STATE EQUALIZED TAX RATE	
Governing Body & Public Boards			757,581.00	Local District School Taxes	.76 242,554.50
Municipal Clerk		1972 Payments in Lieu of Taxes		Regional & Consolidated School Tax	1.00 318,536.66
Financial Administration	6,885.25	Delinquent Tax & Lien Collections	23,115.28	School Taxes in Municipal Budget	
Assessment of Taxes	3,540.00	Business Personalty Replacement Taxes	23,130.38	County Taxes	.56 178,818.04
Collection of Taxes	4,661.88	Taxes from Public Utilities	65,291.09	County Library Taxes	
Planning, Housing & Development	1,100.00	Other Miscellaneous Tax Revenues		Local Municipal Purpose Taxes	.18 58,136.99
Human Resources		State Aid Revenues	17,816.28	Veteran & Senior Citizen Taxes	.06 18,950.00
Elections	1,000.00	Federal Aid Revenues		Total Taxes for Rate Computation	2.56 816,996.19
General Administration (other)	44,840.00	State and Local Fiscal Assistance Act Utilized		Special District Taxes	
JUDICIARY		Sale of Acquired Property	12,106.50	Bank Stock Taxes	1,270.40
Municipal Courts	3,100.00	Other Miscellaneous Revenues	5,670.12	Added and Omitted Taxes	7,994.82
PUBLIC SAFETY		Other Revenues, Revenue Sharing Tax Effort	9,621.97	Total Taxes Levied - ABSTRACT	807,311.41
Fire Protection	11,000.00	Total	914,332.62	Total Taxes Billed	807,311.41
Police Protection	22,741.00	Prior Years Surplus Appropriated	50,000.00	1972 TAXES COLLECTED	757,581.00
Civil Defense & Disaster Control	1,700.00	REVENUES TOTAL	964,332.62	1972 Taxes Cancelled, Abated or Adjusted	800.00
Environmental Inspection & Control	1,112.40	CAPITAL OUTLAY TOTAL	74,011.80	Transfer to Tax Title Liens or Foreclosed	
Other Public Safety		Public Enterprises		Balance Outstanding Dec. 31, 1972	48,930.41
PUBLIC WORKS		Recreation—Culture		PRIOR YEARS TAXES OUTSTANDING	
Streets and Drainage	59,717.71	Public Works	74,011.80	Balance January 1, 1972	31,539.26
Sewers and Sewage Processing		Buildings and Grounds		Collected in 1972	22,525.64
Garbage and Trash Disposal	21,700.00	Library and Education		Cancelled, Abated or Adjusted 1972	240.00
Public Buildings and Grounds	11,415.84	Conservation		Transfers to Tax Title Liens or Foreclosed	
Other Public Works	2,000.00	All Other		Balance December 31, 1972	8,773.62
HEALTH and WELFARE		CAPITAL DEBT AUTHORIZED, DECEMBER 31, 1972		TAX TITLE LIENS OUTSTANDING	
Health Services Except Environmental	500.00	ISSUED AND UNISSUED GROSS DEBT		Balance January 1, 1972	754.79
Welfare-Public Assistance	1,100.00	School	738,075	Transfers From Taxes	
Hospitals, Clinics, First Aid		Self-liquidating	315,500	Redeemed in 1972	589.64
Animal, Insect, & Rodent Control	400.00	Other	188,300	Cancelled, Abated or Adjusted (1972)	
Other Welfare Services		Total	1,245,875	Transfers to Foreclosed Property	
RECREATION and CONSERVATION		ISSUED AND OUTSTANDING		Balance December 31, 1972	165.15
Beaches and Boardwalks		School	738,075.82	PROPERTY ACQUIRED BY DEED OR	
Parks, Playgrounds, Shade Trees	7,150.00	Self-Liquidating	315,500.00	FORECLOSURE	
Land Reclamation & Conservation		Other	183,800.00	Balance January 1, 1972	20,395.62
Other Recreational Services		Total	1,241,375.82	Transfers From Taxes or Liens	
EDUCATION (excluding schools)		EQUALIZED VALUATION BASIS		Sale for Cash (1972)	12,106.50
Libraries		FOR NET DEBT COMPUTATION	27,398,225.00	Cancelled, Abated or Adjusted (1972)	
Other Educational Services		REAL PROPERTY VALUATIONS		Balance December 31, 1972	8,289.12
STATUTORY EXPENDITURES		Code Class # of Parcels % VAL'N		CURRENT FINANCES DECEMBER 31, 1972	
Pensions & F. I. C. A.	5,505.09	1 Vacant Land 188 3.17	682,245.00	ASSETS	
Employee Fringe Benefits		2 Residential 516 70.15	15,075,600.00	Cash Dec. 31, 1972	59,414.98
Other Statutory Expenditures		3 Farm		Taxes Receivable	57,704.03
MUNICIPAL FUNCTIONS		4a Commercial 60 18.35	3,544,100.00	Tax Title Liens	165.15
CAPITAL IMPROVEMENTS		4b Industrial 8 8.08	1,737,500.00	Foreclosed Property	8,289.12
DEBT SERVICE		4c Apartments 2 .24	52,100.00	Emergencies & Other Deferred Charges	14,894.36
Principal Payments	6,400.00	1176 Total	21,495,545.00	State Aid Receivable	1,716.36
Interest Payments	864.00	Land Area 1.23 Sq. Miles		Other Receivables	15,274.08
DEFERRED CHARGES	5,227.49	Net Valuation Taxable-Municipal	21,854,004.00	Total	201,458.08
SCHOOL, COUNTY, SPECIAL DISTRICT TAXES	739,509.20	Net Valuation Taxable-County	28,716,041.00	LIABILITIES, RESERVES, AND SURPLUS	
RESERVE FOR UNCOLLECTED TAXES	24,078.10	State Equalization Ratio	68.34	Cash Liabilities	75,028.11
EMERGENCY EMPLOYMENT ACT OF 1971				Reserves for Receivables	85,432.39
EXPENDITURES TOTAL	988,052.00			Surplus Dec. 31.	40,997.58
				Total	201,458.08

0268

Population 1970 5,506
 Population 1972 5,550
 S & P Rating
 Moody Rating A

General Tax Rate Per \$100. 4.26
 State Equalized Tax Rate 3.26

WOODCLIFF LAKE BOROUGH — BERGEN COUNTY

Form of Government:
 Borough Council
 Number of Members on Governing Body 6

PER CAPITA:
 Gross Debt 1,913.77
 Net Debt 1,450.61
 Debt Service 26.29
 Total Tax Levy 573.96
 Municipal Expenditures 193.71

PER CENT:
 Gross Debt 13.18
 Net Debt 9.99
 Tax Levy Collected 97.88
 Tax Levy Cancelled, Abated or Adjusted .09

EXPENDITURES		REVENUES-REALIZED		1972 PROPERTY TAX	
GENERAL GOVERNMENT				STATE EQUALIZED TAX RATE	
Governing Body & Public Boards		1972 Property Taxes Collected	3,127,247.78	Local District School Taxes	1.38
Municipal Clerk		1972 Payments in Lieu of Taxes		Regional & Consolidated School Tax	.89
Financial Administration	10,807.00	Delinquent Tax & Lien Collections	43,801.31	School Taxes in Municipal Budget	
Assessment of Taxes	7,918.00	Business Personality Replacement Taxes	8,410.63	County Taxes	.34
Collection of Taxes	4,077.19	Taxes from Public Utilities	121,755.13	County Library Taxes	
Planning, Housing & Development	2,300.00	Other Miscellaneous Tax Revenues	20,227.50	Local Municipal Purpose Taxes	.65
Human Resources		State Aid Revenues	20,629.33	Veteran & Senior Citizen Taxes	.03
Elections	665.00	Federal Aid Revenues		Total Taxes for Rate Computation	3.29
General Administration (other)	100,416.58	State and Local Fiscal Assistance Act Utilized		Special District Taxes	
JUDICIARY		Sale of Acquired Property	55,146.14	Bank Stock Taxes	1,278.11
Municipal Courts	5,150.00	Other Miscellaneous Revenues	25,343.35	Added and Omitted Taxes	72,245.76
PUBLIC SAFETY		Other Revenues, Revenue Sharing Tax Effort	3,422,561.17	Total Taxes Levied - ABSTRACT	3,151,196.63
Fire Protection	20,700.00	Prior Years Surplus Appropriated	190,000.00	Total Taxes Billed	3,154,995.46
Police Protection	223,695.69	REVENUES TOTAL	3,612,561.17	1972 TAXES COLLECTED	3,127,247.78
Civil Defense & Disaster Control	3,657.50	CAPITAL OUTLAY TOTAL	3,667,715.23	1972 Taxes Cancelled, Abated or Adjusted	2,757.24
Environmental Inspection & Control	10,510.00			Transfer to Tax Title Liens or Foreclosed	
Other Public Safety	17,437.65			Balance Outstanding Dec. 31, 1972	64,590.44
PUBLIC WORKS				PRIOR YEARS TAXES OUTSTANDING	
Streets and Drainage	111,609.30	Public Enterprises	3,644,642.95	Balance January 1, 1972	112,392.06
Sewers and Sewage Processing	19,567.20	Recreation—Culture	23,072.28	Collected in 1972	43,801.31
Garbage and Trash Disposal	129,384.94	Public Works		Cancelled, Abated or Adjusted 1972	
Public Buildings and Grounds	18,040.75	Buildings and Grounds		Transfers to Tax Title Liens or Foreclosed	
Other Public Works		Library and Education		Balance December 31, 1972	68,590.75
HEALTH and WELFARE		Conservation		TAX TITLE LIENS OUTSTANDING	
Health Services Except Environmental	3,532.00	All Other		Balance January 1, 1972	
Welfare-Public Assistance	1,206.00			Transfers From Taxes	
Hospitals, Clinics, First Aid		CAPITAL DEBT AUTHORIZED, DECEMBER 31, 1972		Redeemed in 1972	
Animal, Insect, & Rodent Control		ISSUED AND UNISSUED		Cancelled, Abated or Adjusted (1972)	
Other Welfare Services		SCHOOL	2,575,151	Transfers to Foreclosed Property	
RECREATION and CONSERVATION		Self-Liquidating	8,065,400	Balance December 31, 1972	
Beaches and Boardwalks		Other	8,065,400	PROPERTY ACQUIRED BY DEED OR FORECLOSURE	
Parks, Playgrounds, Shade Trees	900.00	Total	10,640,551	Balance January 1, 1972	550.00
Land Reclamation & Conservation				Transfers From Taxes or Liens	
Other Recreational Services	30,507.71	ISSUED AND OUTSTANDING		Sale for Cash (1972)	
EDUCATION (excluding schools)		School	2,459,813.01	Cancelled, Abated or Adjusted (1972)	
Libraries		Self-Liquidating	6,643,000.00	Balance December 31, 1972	950.00
Other Educational Services		Other	9,102,813.01	CURRENT FINANCES DECEMBER 31, 1972	
STATUTORY EXPENDITURES		Total	9,102,813.01	ASSETS	
Pensions & F. I. C. A.	35,493.49	EQUALIZED VALUATION BASIS		Cash Dec. 31, 1972	1,149,283.71
Employee Fringe Benefits		FOR NET DEBT COMPUTATION	80,748,025.00	Taxes Receivable	133,581.19
Other Statutory Expenditures		REAL PROPERTY VALUATIONS		Tax Title Liens	
MUNICIPAL FUNCTIONS		Code Class # of Parcels % VAL'N		Foreclosed Property	550.00
CAPITAL IMPROVEMENTS		ASSESSED VALUATION		Emergencies & Other Deferred Charges	10,494.08
DEBT SERVICE		1 Vacant Land 143 2.86	2,083,000.00	State Aid Receivable	22,331.52
Principal Payments	50,000.00	2 Residential 1386 82.65	60,276,600.00	Other Receivables	13,160.72
Interest Payments	96,170.00	3 Farm 19 .57	416,800.00	Total	1,329,801.22
		4a Commercial 36 13.93	10,157,700.00	LIABILITIES, RESERVES, AND SURPLUS	
DEFERRED CHARGES		4b Industrial		Cash Liabilities	965,712.62
SCHOOL, COUNTY, SPECIAL DISTRICT TAXES	2,493,285.22	4c Apartments		Reserves for Receivables	148,223.43
RESERVE FOR UNCOLLECTED TAXES	155,882.21	1584 Total	72,934,100.00	Surplus Dec. 31,	215,765.17
EMERGENCY EMPLOYMENT ACT OF 1971		Land Area 3.75 Sq. Miles		Total	1,329,801.22
EXPENDITURES TOTAL	3,570,336.95	Net Valuation Taxable-Municipal	73,383,568.00		
		Net Valuation Taxable-County	85,427,224.00		
		State Equalization Ratio	76.85		

0339

Population 1970 2,032
 Population 1972 2,050
 S & P Rating
 Moody Rating

General Tax Rate Per \$100. 3.68
 State Equalized Tax Rate 3.12

WOODLAND TOWNSHIP — BURLINGTON CO.
 Form of Government:
 Township Committee
 Number of Members on Governing Body 3

PER CAPITA:
 Gross Debt 93.17
 Net Debt
 Debt Service
 Total Tax Levy 236.14
 Municipal Expenditures 129.57

PER CENT:
 Gross Debt 1.43
 Net Debt
 Tax Levy Collected 64.45
 Tax Levy Cancelled, Abated or Adjusted

EXPENDITURES		REVENUES-REALIZED		1972 PROPERTY TAX	
GENERAL GOVERNMENT				STATE EQUALIZED TAX RATE — 3.12	
Governing Body & Public Boards		1972 Property Taxes Collected	312,171.22	Local District School Taxes 1.66	259,337.86
Municipal Clerk		1972 Payments in Lieu of Taxes		Regional & Consolidated School Tax	
Financial Administration	6,300.00	Delinquent Tax & Lien Collections	53,415.28	School Taxes in Municipal Budget	
Assessment of Taxes	3,100.00	Business Personalty Replacement Taxes	2,594.19	County Taxes .56	87,944.25
Collection of Taxes	5,400.00	Taxes from Public Utilities	19,527.66	County Library Taxes .02	3,559.49
Planning, Housing & Development	2,750.00	Other Miscellaneous Tax Revenues		Local Municipal Purpose Taxes .85	123,249.53
Human Resources		State Aid Revenues	12,965.75	Veteran & Senior Citizen Taxes .02	3,770.00
Elections		Federal Aid Revenues	5,688.81	Total Taxes for Rate Computation 3.11	487,861.57
General Administration (other)	21,450.00	State and Local Fiscal Assistance Act Utilized		Special District Taxes	
JUDICIARY		Sale of Acquired Property		Bank Stock Taxes	
Municipal Courts	4,300.00	Other Miscellaneous Revenues	10,317.26	Added and Omitted Taxes	
PUBLIC SAFETY		Other Revenues, Revenue Sharing Tax Effort	8,626.96	Total Taxes Levied - ABSTRACT	484,091.57
Fire Protection	6,500.00	Total	425,307.13	Total Taxes Billed	484,091.57
Police Protection	9,075.00	Prior Years Surplus Appropriated	20,000.00	1972 TAXES COLLECTED	312,171.22
Civil Defense & Disaster Control	300.00	REVENUES TOTAL	445,307.13	1972 Taxes Cancelled, Abated or Adjusted	
Environmental Inspection & Control	3,900.00			Transfer to Tax Title Liens or Foreclosed	10,500.00
Other Public Safety				Balance Outstanding Dec. 31, 1972	161,420.35
PUBLIC WORKS		CAPITAL OUTLAY TOTAL		PRIOR YEARS TAXES OUTSTANDING	
Streets and Drainage	45,417.77	Public Enterprises		Balance January 1, 1972	92,751.43
Sewers and Sewage Processing		Recreation—Culture		Collected in 1972	43,784.60
Garbage and Trash Disposal	3,155.00	Public Works		Cancelled, Abated or Adjusted 1972	
Public Buildings and Grounds	650.00	Buildings and Grounds		Transfers to Tax Title Liens or Foreclosed	
Other Public Works		Library and Education		Balance December 31, 1972	48,966.83
HEALTH and WELFARE		Conservation		TAX TITLE LIENS OUTSTANDING	
Health Services Except Environmental	800.00	All Other		Balance January 1, 1972	75,761.89
Welfare—Public Assistance	4,050.00			Transfers From Taxes	10,500.00
Hospitals, Clinics, First Aid				Redeemed in 1972	9,630.68
Animal, Insect, & Rodent Control	500.00			Cancelled, Abated or Adjusted (1972)	
Other Welfare Services				Transfers to Foreclosed Property	
RECREATION and CONSERVATION				Balance December 31, 1972	76,631.21
Beaches and Boardwalks				PROPERTY ACQUIRED BY DEED OR	
Parks, Playgrounds, Shade Trees				FORECLOSURE	
Land Reclamation & Conservation	750.00			Balance January 1, 1972	14,000.00
Other Recreational Services				Transfers From Taxes or Liens	
EDUCATION (excluding schools)				Sale for Cash (1972)	
Libraries				Cancelled, Abated or Adjusted (1972)	
Other Educational Services				Balance December 31, 1972	14,000.00
STATUTORY EXPENDITURES				CURRENT FINANCES DECEMBER 31, 1972	
Pensions & F. I. C. A.	563.97			ASSETS	
Employee Fringe Benefits				Cash Dec. 31, 1972	155,367.73
Other Statutory Expenditures				Taxes Receivable	210,387.18
MUNICIPAL FUNCTIONS TOTAL	123,361.74			Tax Title Liens	76,631.21
CAPITAL IMPROVEMENTS *MEMO*	30,000.00			Foreclosed Property	14,000.00
DEBT SERVICE				Emergencies & Other Deferred Charges	14,482.82
Principal Payments				State Aid Receivable	57,806.32
Interest Payments				Other Receivables	874.50
DEFERRED CHARGES	1,730.27			Total	565,549.76
SCHOOL, COUNTY, SPECIAL DISTRICT TAXES	350,841.64			LIABILITIES, RESERVES, AND SURPLUS	
RESERVE FOR UNCOLLECTED TAXES	133,629.58			Cash Liabilities	140,563.80
EMERGENCY EMPLOYMENT ACT OF 1971	6,900.00			Reserves for Receivables	201,852.89
EXPENDITURES TOTAL	616,463.63			Surplus Dec. 31,	126,693.07
				Total	565,549.76

0437

Population 1970 3,101
 Population 1972 3,125
 S & P Rating
 Moody Rating

General Tax Rate Per \$100. 6.89
 State Equalized Tax Rate 4.47

WOODLYNNE BOROUGH — CAMDEN COUNTY
Form of Government:
Borough Council
Number of Members on Governing Body 6

PER CAPITA:
 Gross Debt 123.07
 Net Debt 14.06
 Debt Service 2.03
 Total Tax Levy 173.08
 Municipal Expenditures 71.68

PER CENT:
 Gross Debt 3.39
 Net Debt .39
 Tax Levy Collected 93.94
 Tax Levy Cancelled, Abated or Adjusted .26

EXPENDITURES		REVENUES-REALIZED		1972 PROPERTY TAX	
GENERAL GOVERNMENT				STATE EQUALIZED TAX RATE — 2.23	
Governing Body & Public Boards		1972 Property Taxes Collected	507,990.67	Local District School Taxes	278,246.59
Municipal Clerk		1972 Payments in Lieu of Taxes		Regional & Consolidated School Tax	
Financial Administration	3,563.87	Delinquent Tax & Lien Collections	20,687.96	School Taxes in Municipal Budget	
Assessment of Taxes	2,011.20	Business Personalty Replacement Taxes	4,362.04	County Taxes	.96 119,706.72
Collection of Taxes	2,880.74	Taxes from Public Utilities	26,773.96	County Library Taxes	.03 3,733.24
Planning, Housing & Development		Other Miscellaneous Tax Revenues		Local Municipal Purpose Taxes	1.08 135,638.87
Human Resources		State Aid Revenues	12,073.20	Veteran & Senior Citizen Taxes	.18 22,600.00
Elections	1,486.45	Federal Aid Revenues		Total Taxes for Rate Computation	4.48 559,925.42
General Administration (other)	23,632.81	State and Local Fiscal Assistance Act Utilized		Special District Taxes	
JUDICIARY		Sale of Acquired Property		Bank Stock Taxes	2,861.13
Municipal Courts	5,426.75	Other Miscellaneous Revenues	9,906.26	Added and Omitted Taxes	655.61
PUBLIC SAFETY		Other Revenues, Revenue Sharing Tax Effort	3,465.62	Total Taxes Levied - ABSTRACT	540,882.16
Fire Protection	6,213.58	Total	585,259.71	Total Taxes Billed	540,782.26
Police Protection	51,528.80	Prior Years Surplus Appropriated	30,000.00	1972 TAXES COLLECTED	507,990.67
Civil Defense & Disaster Control	73.05	REVENUES TOTAL	615,259.71	1972 Taxes Cancelled, Abated or Adjusted	1,424.83
Environmental Inspection & Control	600.00			Transfer to Tax Title Liens or Foreclosed	1,720.97
Other Public Safety				Balance Outstanding Dec. 31, 1972	25,645.75
PUBLIC WORKS		CAPITAL OUTLAY TOTAL	5,373.00	PRIOR YEARS TAXES OUTSTANDING	
Streets and Drainage	18,006.36	Public Enterprises		Balance January 1, 1972	25,470.94
Sewers and Sewage Processing	17,895.29	Recreation—Culture		Collected in 1972	20,492.96
Garbage and Trash Disposal	12,721.13	Public Works	5,373.00	Cancelled, Abated or Adjusted 1972	
Public Buildings and Grounds	4,765.48	Buildings and Grounds		Transfers to Tax Title Liens or Foreclosed	8,446.32
Other Public Works		Library and Education		Balance December 31, 1972	6,531.66
HEALTH and WELFARE		Conservation		TAX TITLE LIENS OUTSTANDING	
Health Services Except Environmental	868.30	All Other		Balance January 1, 1972	
Welfare-Public Assistance	1,600.00			Transfers From Taxes	11,466.47
Hospitals, Clinics, First Aid				Redeemed in 1972	195.00
Animal, Insect, & Rodent Control	200.00			Cancelled, Abated or Adjusted (1972)	
Other Welfare Services				Transfers to Foreclosed Property	
RECREATION and CONSERVATION				Balance December 31, 1972	11,271.47
Beaches and Boardwalks				PROPERTY ACQUIRED BY DEED OR FORECLOSURE	
Parks, Playgrounds, Shade Trees	3,876.52			Balance January 1, 1972	1,800.00
Land Reclamation & Conservation				Transfers From Taxes or Liens	
Other Recreational Services				Sale for Cash (1972)	
EDUCATION (excluding schools)				Cancelled, Abated or Adjusted (1972)	
Libraries	701.41			Balance December 31, 1972	1,800.00
Other Educational Services				CURRENT FINANCES DECEMBER 31, 1972	
STATUTORY EXPENDITURES				ASSETS	
Pensions & F. I. C. A.	7,343.00			Cash Dec. 31, 1972	71,138.86
Employee Fringe Benefits	2,124.38			Taxes Receivable	36,177.45
Other Statutory Expenditures				Tax Title Liens	11,271.47
MUNICIPAL FUNCTIONS TOTAL	167,923.12			Foreclosed Property	1,800.00
CAPITAL IMPROVEMENTS *MEMO*	6,000.00			Emergencies & Other Deferred Charges	1,144.06
DEBT SERVICE				State Aid Receivable	14,056.60
Principal Payments	5,000.00			Other Receivables	9,702.88
Interest Payments	1,353.00			Total	145,291.32
DEFERRED CHARGES	7,436.32			LIABILITIES, RESERVES, AND SURPLUS	
SCHOOL, COUNTY, SPECIAL DISTRICT TAXES	401,686.55			Cash Liabilities	31,936.76
RESERVE FOR UNCOLLECTED TAXES	42,272.68			Reserves for Receivables	58,551.80
EMERGENCY EMPLOYMENT ACT OF 1971				Surplus Dec. 31,	54,402.76
EXPENDITURES TOTAL	625,671.67			Total	145,291.32

1715

Population 1970 3,137
 Population 1972 3,205
 S & P Rating
 Moody Rating

General Tax Rate Per \$100. 4.33
 State Equalized Tax Rate 3.87

WOODSTOWN BOROUGH — SALEM COUNTY
Form of Government:
Borough Council
Number of Members on Governing Body 6

PER CAPITA:
 Gross Debt 90.44
 Net Debt
 Debt Service
 Total Tax Levy 218.22
 Municipal Expenditures 74.62

PER CENT:
 Gross Debt 1.76
 Net Debt
 Tax Levy Collected 96.38
 Tax Levy Cancelled, Abated or Adjusted .24

EXPENDITURES		REVENUES-REALIZED		1972 PROPERTY TAX	
GENERAL GOVERNMENT				STATE EQUALIZED TAX RATE →	
Governing Body & Public Boards		1972 Property Taxes Collected	674,643.06	Local District School Taxes	
Municipal Clerk		1972 Payments in Lieu of Taxes		Regional & Consolidated School Tax	2.45 450,134.12
Financial Administration	3,650.00	Delinquent Tax & Lien Collections	26,361.53	School Taxes in Municipal Budget	
Assessment of Taxes	3,500.00	Business Personalty Replacement Taxes	12,484.58	County Taxes	.88 161,489.87
Collection of Taxes	3,300.00	Taxes from Public Utilities	35,500.43	County Library Taxes	
Planning, Housing & Development		Other Miscellaneous Tax Revenues		Local Municipal Purpose Taxes	.44 81,659.48
Human Resources		State Aid Revenues	24,250.99	Veteran & Senior Citizen Taxes	.10 18,770.00
Elections		Federal Aid Revenues		Total Taxes for Rate Computation	3.87 712,053.47
General Administration (other)	34,300.00	State and Local Fiscal Assistance Act Utilized		Special District Taxes	
JUDICIARY		Sale of Acquired Property		Bank Stock Taxes	5,340.52
Municipal Courts	3,650.00	Other Miscellaneous Revenues	27,388.07	Added and Omitted Taxes	757.75
PUBLIC SAFETY		Other Revenues, Revenue Sharing Tax Effort	4,614.44	Total Taxes Levied - ABSTRACT	699,381.74
Fire Protection	11,330.00	Total	805,243.10	Total Taxes Billed	699,576.75
Police Protection	54,900.00	Prior Years Surplus Appropriated	58,224.32	1972 TAXES COLLECTED	674,643.06
Civil Defense & Disaster Control	300.00	REVENUES TOTAL	863,467.42	1972 Taxes Cancelled, Abated or Adjusted	1,651.37
Environmental Inspection & Control	850.00			Transfer to Tax Title Liens or Foreclosed	982.50
Other Public Safety		CAPITAL OUTLAY TOTAL	2,514.60	Balance Outstanding Dec. 31, 1972	22,699.82
PUBLIC WORKS				PRIOR YEARS TAXES OUTSTANDING	
Streets and Drainage	40,600.00	Public Enterprises		Balance January 1, 1972	24,726.93
Sewers and Sewage Processing		Recreation—Culture		Collected in 1972	24,261.46
Garbage and Trash Disposal	21,000.00	Public Works	2,514.60	Cancelled, Abated or Adjusted 1972	
Public Buildings and Grounds		Buildings and Grounds		Transfers to Tax Title Liens or Foreclosed	465.47
Other Public Works		Library and Education		Balance December 31, 1972	
HEALTH and WELFARE		Conservation		TAX TITLE LIENS OUTSTANDING	
Health Services Except Environmental	400.00	All Other		Balance January 1, 1972	3,750.78
Welfare-Public Assistance	2,350.00			Transfers From Taxes	1,535.29
Hospitals, Clinics, First Aid	400.00	CAPITAL DEBT AUTHORIZED, DECEMBER 31, 1972		Redeemed in 1972	2,100.07
Animal, Insect, & Rodent Control		ISSUED AND UNISSUED GROSS DEBT NET DEBT		Cancelled, Abated or Adjusted (1972)	
Other Welfare Services		School 289,859		Transfers to Foreclosed Property	
RECREATION and CONSERVATION		Self-liquidating		Balance December 31, 1972	3,186.00
Beaches and Boardwalks		Other		PROPERTY ACQUIRED BY DEED OR FORECLOSURE	
Parks, Playgrounds, Shade Trees	2,300.00	Total 289,859		Balance January 1, 1972	
Land Reclamation & Conservation		ISSUED AND OUTSTANDING		Transfers From Taxes or Liens	
Other Recreational Services	550.00	School 289,859.83		Sale for Cash (1972)	
EDUCATION (excluding schools)		Self-Liquidating		Cancelled, Abated or Adjusted (1972)	
Libraries	1,250.00	Other		Balance December 31, 1972	
Other Educational Services		Total 289,859.83		CURRENT FINANCES DECEMBER 31, 1972	
STATUTORY EXPENDITURES		EQUALIZED VALUATION BASIS FOR NET DEBT COMPUTATION	16,454,419.33	ASSETS	
Pensions & F. I. C. A.	11,548.00	REAL PROPERTY VALUATIONS		Cash Dec. 31, 1972	289,943.32
Employee Fringe Benefits	2,500.00	Code Class # of Parcels % VAL'N		Taxes Receivable	22,699.82
Other Statutory Expenditures		1 Vacant Land 92 2.01		Tax Title Liens	3,186.00
MUNICIPAL FUNCTIONS		2 Residential 849 77.55		Foreclosed Property	
CAPITAL IMPROVEMENTS	27,000.00	3 Farm 6 .27		Emergencies & Other Deferred Charges	
DEBT SERVICE		4a Commercial 77 19.46		State Aid Receivable	9,703.58
Principal Payments		4b Industrial		Other Receivables	699.63
Interest Payments		4c Apartments 3 .70		Total	226,232.35
DEFERRED CHARGES		1027 Total	15,889,800.00	LIABILITIES, RESERVES, AND SURPLUS	
SCHOOL, COUNTY, SPECIAL DISTRICT TAXES	4,628.13	Land Area 1.56 Sq. Miles		Cash Liabilities	43,609.04
RESERVE FOR UNCOLLECTED TAXES	611,623.99			Reserves for Receivables	26,585.45
EMERGENCY EMPLOYMENT ACT OF 1971	35,850.00	Net Valuation Taxable-Municipal	16,451,112.00	Surplus Dec. 31,	256,037.86
EXPENDITURES TOTAL	850,780.12	Net Valuation Taxable-County	17,805,062.00	Total	226,232.35
		State Equalization Ratio	89.48		

0824

Population 1970 1,147
 Population 1972 1,160
 S & P Rating
 Moody Rating

General Tax Rate Per \$100. 3.73
 State Equalized Tax Rate 2.70

WOOLWICH TOWNSHIP — GLOUCESTER CO.

Form of Government:

Township Committee

Number of Members on Governing Body 3

PER CAPITA:

Gross Debt 200.94
 Net Debt
 Debt Service
 Total Tax Levy 314.30
 Municipal Expenditures 177.54

PER CENT:

Gross Debt 1.85
 Net Debt
 Tax Levy Collected 95.32
 Tax Levy Cancelled, Abated or Adjusted .18

EXPENDITURES		REVENUES-REALIZED		1972 PROPERTY TAX	
GENERAL GOVERNMENT				STATE EQUALIZED TAX RATE	
Governing Body & Public Boards		1972 Property Taxes Collected	347,936.64	Local District School Taxes 1.05	142,412.01
Municipal Clerk	3,450.00	1972 Payments in Lieu of Taxes		Regional & Consolidated School Tax .94	127,238.01
Financial Administration	5,500.00	Delinquent Tax & Lien Collections	22,112.20	School Taxes in Municipal Budget	
Assessment of Taxes	3,500.00	Business Personalty Replacement Taxes	42,799.49	County Taxes .68	93,071.73
Collection of Taxes	3,000.00	Taxes from Public Utilities	50,578.60	County Library Taxes	
Planning, Housing & Development		Other Miscellaneous Tax Revenues		Local Municipal Purpose Taxes	
Human Resources	400.00	State Aid Revenues	19,449.44	Veteran & Senior Citizen Taxes .03	4,650.00
Elections	14,400.00	Federal Aid Revenues		Total Taxes for Rate Computation 2.70	367,471.75
General Administration (other)		State and Local Fiscal Assistance Act Utilized		Special District Taxes	
JUDICIARY	5,250.00	Sale of Acquired Property	12,501.98	Bank Stock Taxes	282.91
PUBLIC SAFETY		Other Miscellaneous Revenues		Added and Omitted Taxes	1,480.77
Fire Protection	27,500.00	Other Revenues, Revenue Sharing Tax Effort		Total Taxes Levied - ABSTRACT	364,585.43
Police Protection	33,500.00	Total	495,778.35	Total Taxes Billed	365,031.75
Civil Defense & Disaster Control	800.00	Prior Years Surplus Appropriated	84,530.39	1972 TAXES COLLECTED	347,536.64
Environmental Inspection & Control	600.00	REVENUES TOTAL	580,308.74	1972 Taxes Cancelled, Abated or Adjusted	645.29
Other Public Safety				Transfer to Tax Title Liens or Foreclosed	365.27
PUBLIC WORKS	37,700.00	CAPITAL OUTLAY TOTAL		Balance Outstanding Dec. 31, 1972	16,080.55
Streets and Drainage		Public Enterprises		PRIOR YEARS TAXES OUTSTANDING	
Sewers and Sewage Processing		Recreation—Culture		Balance January 1, 1972	21,856.84
Garbage and Trash Disposal	6,500.00	Public Works		Collected in 1972	21,156.77
Public Buildings and Grounds	5,700.00	Buildings and Grounds		Cancelled, Abated or Adjusted 1972	53.54
Other Public Works		Library and Education		Transfers to Tax Title Liens or Foreclosed	179.62
HEALTH and WELFARE		Conservation		Balance December 31, 1972	506.91
Health Services Except Environmental	300.00	All Other		TAX TITLE LIENS OUTSTANDING	
Welfare-Public Assistance	1,700.00			Balance January 1, 1972	1,506.27
Hospitals, Clinics, First Aid		CAPITAL DEBT AUTHORIZED, DECEMBER 31, 1972		Transfers From Taxes	580.68
Animal, Insect, & Rodent Control	850.00	ISSUED AND UNISSUED		Redeemed in 1972	955.43
Other Welfare Services		SCHOOL	233,089	Cancelled, Abated or Adjusted (1972)	318.14
RECREATION and CONSERVATION		Self-liquidating		Transfers to Foreclosed Property	
Beaches and Boardwalks		Other		Balance December 31, 1972	1,213.38
Parks, Playgrounds, Shade Trees		Total	233,089	PROPERTY ACQUIRED BY DEED OR FORECLOSURE	
Land Reclamation & Conservation		ISSUED AND OUTSTANDING		Balance January 1, 1972	
Other Recreational Services		School	233,089.75	Transfers From Taxes or Liens	
EDUCATION (excluding schools)		Self-Liquidating		Sale for Cash (1972)	
Libraries		Other		Cancelled, Abated or Adjusted (1972)	
Other Educational Services		Total	233,089.75	Balance December 31, 1972	
STATUTORY EXPENDITURES		EQUALIZED VALUATION BASIS FOR NET DEBT COMPUTATION	12,615,695.67	CURRENT FINANCES DECEMBER 31, 1972	
Pensions & F. I. C. A.	8,000.00	REAL PROPERTY VALUATIONS		ASSETS	
Employee Fringe Benefits		Code Class # of Parcels % VAL'N		Cash Dec. 31, 1972	181,025.35
Other Statutory Expenditures		1 Vacant Land 54 .75	70,300.00	Taxes Receivable	16,587.46
MUNICIPAL FUNCTIONS	166,650.00	2 Residential 148 20.13	1,858,600.00	Tax Title Liens	1,213.38
CAPITAL IMPROVEMENTS	33,900.00	3 Farm 429 40.29	3,800,300.00	Foreclosed Property	
DEBT SERVICE		4a Commercial 38 32.79	3,092,600.00	Emergencies & Other Deferred Charges	
Principal Payments		4b Industrial 2 6.05	570,900.00	State Aid Receivable	11,465.49
Interest Payments		4c Apartments		Other Receivables	875.46
DEFERRED CHARGES	596.20	671 Total	9,432,700.00	Total	211,167.14
SCHOOL, COUNTY, SPECIAL DISTRICT TAXES	362,821.75	Land Area 21.48 Sq. Miles		LIABILITIES, RESERVES, AND SURPLUS	
RESERVE FOR UNCOLLECTED TAXES	38,300.00	Net Valuation Taxable-Municipal	9,860,121.00	Cash Liabilities	84,656.61
EMERGENCY EMPLOYMENT ACT OF 1971		Net Valuation Taxable-County	14,945,843.00	Reserves for Receivables	18,676.30
EXPENDITURES	568,767.55	State Equalization Ratio	72.42	Surplus Dec. 31,	107,834.23
				Total	211,167.14

0340

Population 1970 2,719
 Population 1972 2,320
 S & P Rating
 Moody Rating

General Tax Rate Per \$100. 1.54
 State Equalized Tax Rate 2.33

WRIGHTSTOWN BOROUGH — BURLINGTON CO.
 Form of Government:
 Borough Council
 Number of Members on Governing Body 6

PER CAPITA:
 Gross Debt
 Net Debt
 Debt Service
 Total Tax Levy 82.65
 Municipal Expenditures 69.75

PER CENT:
 Gross Debt
 Net Debt
 Tax Levy Collected 94.28
 Tax Levy Cancelled, Abated or Adjusted 2.81

EXPENDITURES		REVENUES-REALIZED		1972 PROPERTY TAX	
GENERAL GOVERNMENT				STATE EQUALIZED TAX RATE $\frac{1.19}{2.33}$	
Governing Body & Public Boards		1972 Property Taxes Collected	181,625.55	Local District School Taxes	58,749.54
Municipal Clerk	5,900.00	1972 Payments in Lieu of Taxes		Regional & Consolidated School Tax	
Financial Administration	1,550.00	Delinquent Tax & Lien Collections	5,875.13	School Taxes in Municipal Budget	
Assessment of Taxes	1,300.00	Business Personalty Replacement Taxes	10,936.30	County Taxes	65,320.18
Collection of Taxes	13,020.00	Taxes from Public Utilities	15,808.09	County Library Taxes	2,642.52
Planning, Housing & Development		Other Miscellaneous Tax Revenues		Local Municipal Purpose Taxes	23,518.64
Human Resources		State Aid Revenues	11,159.55	Veteran & Senior Citizen Taxes	2,180.00
Elections		Federal Aid Revenues	7,246.66	Total Taxes for Rate Computation	152,411.28
General Administration (other)	22,100.00	State and Local Fiscal Assistance Act Utilized		Special District Taxes	
JUDICIARY		Sale of Acquired Property		Bank Stock Taxes	481.36
Municipal Courts	11,100.00	Other Miscellaneous Revenues	35,336.56	Added and Omitted Taxes	1,030.14
PUBLIC SAFETY		Other Revenues, Revenue Sharing Tax Effort	16,678.25	Total Taxes Levied - ABSTRACT	191,742.78
Fire Protection	4,500.00	Total	288,666.85	Total Taxes Billed	192,649.31
Police Protection	37,050.00	Prior Years Surplus Appropriated	42,500.00	1972 TAXES COLLECTED	181,625.55
Civil Defense & Disaster Control	50.00	REVENUES TOTAL	331,166.89	1972 Taxes Cancelled, Abated or Adjusted	5,420.80
Environmental Inspection & Control	700.00			Transfer to Tax Title Liens or Foreclosed	
Other Public Safety		CAPITAL OUTLAY		Balance Outstanding Dec. 31, 1972	5,602.56
PUBLIC WORKS				PRIOR YEARS TAXES OUTSTANDING	
Streets and Drainage	14,560.00	Public Enterprises		Balance January 1, 1972	5,895.13
Sewers and Sewage Processing		Recreation—Culture		Collected in 1972	5,875.13
Garbage and Trash Disposal	12,000.00	Public Works		Cancelled, Abated or Adjusted 1972	20.00
Public Buildings and Grounds	4,500.00	Buildings and Grounds		Transfers to Tax Title Liens or Foreclosed	
Other Public Works		Library and Education		Balance December 31, 1972	
HEALTH and WELFARE		Conservation		TAX TITLE LIENS OUTSTANDING	
Health Services Except Environmental	1,200.00	All Other		Balance January 1, 1972	128.64
Welfare-Public Assistance	1,350.00			Transfers From Taxes	
Hospitals, Clinics, First Aid		CAPITAL DEBT AUTHORIZED, DECEMBER 31, 1972		Redeemed in 1972	
Animal, Insect, & Rodent Control		ISSUED AND UNISSUED		Cancelled, Abated or Adjusted (1972)	
Other Welfare Services		School		Transfers to Foreclosed Property	
RECREATION and CONSERVATION		Self-liquidating		Balance December 31, 1972	128.64
Beaches and Boardwalks		Other		PROPERTY ACQUIRED BY DEED OR	
Parks, Playgrounds, Shade Trees		Total		FORECLOSURE	
Land Reclamation & Conservation		ISSUED AND OUTSTANDING		Balance January 1, 1972	
Other Recreational Services	250.00	School		Transfers From Taxes or Liens	
EDUCATION (excluding schools)		Self-Liquidating		Sale for Cash (1972)	
Libraries		Other		Cancelled, Abated or Adjusted (1972)	
Other Educational Services		Total		Balance December 31, 1972	
STATUTORY EXPENDITURES		EQUALIZED VALUATION BASIS		CURRENT FINANCES DECEMBER 31, 1972	
Pensions & F. I. C. A.	5,530.84	FOR NET DEBT COMPUTATION	5,412,494.67	ASSETS	
Employee Fringe Benefits		REAL PROPERTY VALUATIONS		Cash Dec. 31, 1972	126,803.41
Other Statutory Expenditures		Code Class # of Parcels % VAL'N	ASSESSED VALUATION	Taxes Receivable	5,602.56
MUNICIPAL FUNCTIONS		1 Vacant Land 38 3.98	311,600.00	Tax Title Liens	128.64
CAPITAL IMPROVEMENTS	12,000.00	2 Residential 73 18.74	1,466,600.00	Foreclosed Property	
DEBT SERVICE		3 Farm 2 .58	45,450.00	Emergencies & Other Deferred Charges	21,330.00
Principal Payments		4a Commercial 67 59.96	4,693,050.00	State Aid Receivable	31,814.25
Interest Payments		4b Industrial		Other Receivables	38.07
DEFERRED CHARGES		4c Apartments 29 16.74	1,310,600.00	Total	185,716.93
SCHOOL, COUNTY, SPECIAL DISTRICT TAXES	3,811.00	205 Total	7,827,300.00	LIABILITIES, RESERVES, AND SURPLUS	
RESERVE FOR UNCOLLECTED TAXES	166,712.64	Land Area 1.65 Sq. Miles		Cash Liabilities	105,461.13
EMERGENCY EMPLOYMENT ACT OF 1971	13,701.50	Net Valuation Taxable-Municipal	9,564,815.00	Reserves for Receivables	5,769.27
EXPENDITURES TOTAL	328,542.64	Net Valuation Taxable-County	10,429,107.00	Surplus Dec. 31,	74,486.52
		State Equalization Ratio	120.57	Total	185,716.93

0270

Population 1970 16,039
 Population 1972 16,365
 S & P Rating A
 Moody Rating A

General Tax Rate Per \$100. 3.67
 State Equalized Tax Rate 3.06

WYCKOFF TOWNSHIP — BERGEN COUNTY

Form of Government:

Township Committee

Number of Members on Governing body 5

PER CAPITA:

Gross Debt 425.57
 Net Debt 73.93
 Debt Service 6.11
 Total Tax Levy 447.02
 Municipal Expenditures 124.23

PER CENT:

Gross Debt 3.15
 Net Debt .55
 Tax Levy Collected 96.66
 Tax Levy Cancelled, Abated or Adjusted .83

EXPENDITURES		REVENUES-REALIZED		1972 PROPERTY TAX	
GENERAL GOVERNMENT		1972 Property Taxes Collected		STATE EQUALIZED TAX RATE	
Governing Body & Public Boards	5,000.00	7,070,087.62		Local District School Taxes	1.40
Municipal Clerk		1972 Payments in Lieu of Taxes		Regional & Consolidated School Tax	.83
Financial Administration	25,027.00	Delinquent Tax & Lien Collections		School Taxes in Municipal Budget	
Assessment of Taxes	15,347.00	Business Personalty Replacement Taxes		County Taxes	.36
Collection of Taxes	23,760.00	Taxes from Public Utilities		County Library Taxes	
Planning, Housing & Development	4,800.00	Other Miscellaneous Tax Revenues		Local Municipal Purpose Taxes	.42
Human Resources	8,000.00	State Aid Revenues		Veteran & Senior Citizen Taxes	.04
Elections	1,400.00	Federal Aid Revenues		Total Taxes for Rate Computation	3.05
General Administration (other)	155,089.00	State and Local Fiscal Assistance Act Utilized		Special District Taxes	
JUDICIARY		Sale of Acquired Property		Bank Stock Taxes	6,820.21
Municipal Courts	3,700.00	Other Miscellaneous Revenues		Added and Omitted Taxes	73,511.70
PUBLIC SAFETY		Other Revenues, Revenue Sharing Tax Effort		Total Taxes Levied - ABSTRACT	7,215,451.88
Fire Protection	50,160.00	Prior Years Surplus Appropriated		Total Taxes Billed	7,314,444.88
Police Protection	229,637.00	REVENUES TOTAL		1972 TAXES COLLECTED	7,070,087.62
Civil Defense & Disaster Control	200.00	CAPITAL OUTLAY TOTAL		1972 Taxes Cancelled, Abated or Adjusted	60,587.81
Environmental Inspection & Control	11,072.00	Public Enterprises		Transfer to Tax Title Liens or Foreclosed	2,658.56
Other Public Safety		Recreation—Culture		Balance Outstanding Dec. 31, 1972	180,110.89
PUBLIC WORKS		Public Works		PRIOR YEARS TAXES OUTSTANDING	
Streets and Drainage	311,130.00	Buildings and Grounds		Balance January 1, 1972	186,296.65
Sewers and Sewage Processing		Library and Education		Collected in 1972	161,229.05
Garbage and Trash Disposal		Conservation		Cancelled, Abated or Adjusted 1972	15,643.49
Public Buildings and Grounds	72,274.00	All Other		Transfers to Tax Title Liens or Foreclosed	1,223.69
Other Public Works		CAPITAL DEBT AUTHORIZED, DECEMBER 31, 1972		Balance December 31, 1972	7,600.42
HEALTH and WELFARE		ISSUED AND UNISSUED		TAX TITLE LIENS OUTSTANDING	
Health Services Except Environmental	19,160.00	GROSS DEBT		Balance January 1, 1972	14,472.56
Welfare-Public Assistance	650.00	NET DEBT		Transfers From Taxes	5,055.08
Hospitals, Clinics, First Aid		School		Redeemed in 1972	13,202.43
Animal, Insect, & Rodent Control		Self-liquidating		Cancelled, Abated or Adjusted (1972)	
Other Welfare Services		Other		Transfers to Foreclosed Property	
RECREATION and CONSERVATION		Total		Balance December 31, 1972	6,225.61
Beaches and Boardwalks		ISSUED AND OUTSTANDING		PROPERTY ACQUIRED BY DEED OR FORECLOSURE	
Parks, Playgrounds, Shade Trees	14,200.00	School		Balance January 1, 1972	17,440.00
Land Reclamation & Conservation		Self-Liquidating		Transfers From Taxes or Liens	
Other Recreational Services	25,320.00	Other		Sale for Cash (1972)	
EDUCATION (excluding schools)		Total		Cancelled, Abated or Adjusted (1972)	
Libraries	50,775.95	EQUALIZED VALUATION BASIS		Balance December 31, 1972	17,440.00
Other Educational Services		FOR NET DEBT COMPUTATION		CURRENT FINANCES DECEMBER 31, 1972	
STATUTORY EXPENDITURES		REAL PROPERTY VALUATIONS		ASSETS	
Pensions & F. I. C. A.	78,586.00	Code Class # of Parcels % VAL'N		Cash Dec. 31, 1972	546,715.49
Employee Fringe Benefits		ASSESSSED VALUATION		Taxes Receivable	187,711.51
Other Statutory Expenditures		1 Vacant Land 370 2.54		Tax Title Liens	6,225.61
MUNICIPAL FUNCTIONS		2 Residential 4381 88.64		Foreclosed Property	17,440.00
CAPITAL IMPROVEMENTS	1,295,287.95	3 Farm 31 .69		Emergencies & Other Deferred Charges	22,000.00
DEBT SERVICE		4a Commercial 123 6.29		State Aid Receivable	
Principal Payments	45,000.00	4b Industrial 14 1.37		Other Receivables	14,876.23
Interest Payments	54,560.00	4c Apartments 2 .06		Total	1,194,572.84
DEFERRED CHARGES		4931 Total		LIABILITIES, RESERVES, AND SURPLUS	
SCHOOL, COUNTY, SPECIAL DISTRICT TAXES	7,852.84	Land Area 6.70 Sq. Miles		Cash Liabilities	224,825.53
RESERVE FOR UNCOLLECTED TAXES	6,218,882.50	Net Valuation Taxable-Municipal		Reserves for Receivables	226,253.35
EMERGENCY EMPLOYMENT ACT OF 1971	580,830.10	Net Valuation Taxable-County		Surplus Dec. 31,	743,853.56
EXPENDITURES		State Equalization Ratio		Total	1,194,572.84
TOTAL	8,251,872.79				

TABLE 3

SUMMARY OF CURRENT FINANCES OF ALL MUNICIPALITIES - DECEMBER 31, 1961 to 1972

(THOUSANDS OF DOLLARS) *

ASSETS AND LIABILITIES	1961	1962	1963	1964	1965	1966	1967	1968	1969	1970	1971	1972
<u>Assets</u>												
Cash	\$264,569	\$230,089	\$241,059	\$258,757	\$276,268	\$273,959	\$296,444	\$334,329	\$372,468	\$401,246	\$441,923	\$531,517
Taxes Receivable	66,780	72,327	77,268	79,539	87,976	89,403	104,723	105,551	108,351	116,331	123,331	130,642
Tax Title Liens	14,698	15,183	16,223	18,782	20,361	21,136	20,909	25,242	30,528	36,453	43,111	48,364
Foreclosed Property	59,560	63,684	64,578	64,983	59,523	58,087	60,516	50,816	51,936	54,081	58,024	67,890
Other Receivables	13,418	16,104	17,604	21,153	23,197	14,958	11,671	26,004	32,002	31,402	32,254	34,663
State Road Aid Receivable	5,081	5,106	5,877	5,835	5,913	6,418	19,349	20,987	21,680	23,032	25,402	22,010
Emergencies and Deferred Charges	20,695	15,636	16,249	10,169	9,055	14,524	19,942	24,356	24,673	36,066	36,771	31,736
TOTAL	\$384,801	\$418,129	\$438,858	\$459,218	\$482,294	\$478,485	\$533,554	\$587,284	\$641,038	\$698,611	\$760,817	\$866,822
<u>Liabilities</u>												
Cash Liabilities	\$ 95,610	\$110,348	\$114,874	\$120,119	\$132,398	\$135,641	\$167,357	\$186,511	\$215,440	\$246,472	\$277,861	\$333,383
Reserves for Receivables	154,456	167,298	175,673	184,457	191,057	183,584	197,819	207,609	222,817	237,313	256,720	281,800
Surplus Revenues	134,735	140,482	148,311	154,642	158,839	159,260	168,378	193,164	202,781	214,826	226,236	251,639
TOTAL	\$384,801	\$418,129	\$438,858	\$459,218	\$482,294	\$478,485	\$533,554	\$587,284	\$641,038	\$698,611	\$760,817	\$866,822

SUMMARY OF CURRENT FINANCES OF ALL COUNTIES - DECEMBER 31, 1961 to 1972

(THOUSANDS OF DOLLARS) *

ASSETS AND LIABILITIES	1961	1962	1963	1964	1965	1966	1967	1968	1969	1970	1971	1972
<u>Assets</u>												
Cash	\$ 28,541	\$ 31,502	\$ 34,878	\$ 41,345	\$ 47,482	\$ 53,186	\$ 58,847	\$ 68,112	\$ 88,128	\$ 85,176	\$ 94,018	\$125,918
Receivables	4,196	4,320	5,104	5,207	6,044	11,128	7,524	8,868	9,350	15,536	25,405	24,274
Deferred Charges and Emergencies	2,319	2,140	3,337	2,576	2,523	2,880	19,294	18,045	5,143	11,526	8,394	4,839
TOTAL	\$ 35,056	\$ 37,962	\$ 43,319	\$ 49,128	\$ 56,049	\$ 67,194	\$ 85,665	\$ 95,025	\$102,621	\$112,238	\$127,817	\$155,031
<u>Liabilities</u>												
Cash Liabilities	\$ 14,595	\$ 16,116	\$ 18,883	\$ 20,517	\$ 23,556	\$ 27,425	\$ 48,116	\$ 51,601	\$ 52,848	\$ 56,328	\$ 63,837	\$ 97,055
Reserves for Receivables	4,196	4,320	5,104	5,207	6,044	11,128	7,524	8,868	9,350	15,536	11,461	12,988
Surplus Revenues	16,265	17,256	19,332	23,404	26,449	28,641	30,025	34,555	40,423	40,374	52,519	44,988
TOTAL	\$ 35,056	\$ 37,962	\$ 43,319	\$ 49,128	\$ 56,049	\$ 67,194	\$ 85,665	\$ 95,025	\$102,621	\$112,238	\$127,818	\$155,031

*Rounded to the nearest thousand.

TABLE 4

SUMMARY OF EXPENDITURES AND REVENUES OF ALL COUNTY GOVERNMENTS - 1969 to 1972

<u>Expenditures</u>	<u>1969</u>	<u>1970</u>	<u>1971</u>	<u>1972</u>
General Government	\$ 34,716,489	\$ 42,936,135	\$ 48,445,016**	\$ 74,380,880**
Judiciary	39,777,938	46,129,701	53,235,862	61,789,572
Public Safety	24,940,946	29,509,214	34,180,894	39,703,082
Public Works				
Roads and Bridges	33,502,000	41,724,193	44,579,101	46,269,132
Other	11,905,381	18,252,919	22,596,349	25,915,187
Health	120,665,038	124,165,870	136,693,483	151,458,455
Welfare	60,630,664	70,926,103	84,600,334	93,911,733
Recreation & Conservation	15,926,164	20,055,034	21,586,583	23,682,987
Education	21,208,768	28,521,686	38,822,165	47,292,775
FICA & Fringe Benefits (i.e. statutory expenditures)	25,540,399	28,833,745	30,619,399	31,324,817
Total County Functions	388,813,787	451,054,600	515,360,186	595,728,619
Capital Improvements	9,320,722	10,658,559	7,004,146	14,790,399
Debt-Principal	17,449,173	19,368,250	21,111,753	26,017,000
Interest	10,321,269	12,832,880	16,538,709	18,687,597
Deferred Charges	5,713,124	4,969,785	10,763,365	10,688,517
Reserve for Uncollected Taxes	<u>6,800</u>	<u>3,883,881</u>	<u>17,547</u>	<u>5,176</u>
Total Expenditures	\$431,624,875	\$498,887,956	\$563,792,560	\$651,126,910
<u>Revenues</u>				
Surplus (Prior Years)	\$ 23,121,610	\$ 27,298,549	\$ 28,911,010	\$ 41,616,345
Miscellaneous Revenues	94,284,147	103,695,515	124,807,792	158,422,940
Current Tax Collections	<u>332,532,190</u>	<u>365,348,682</u>	<u>430,328,035</u>	<u>472,788,995</u>
Total Revenues	\$449,937,947	\$496,342,746	\$584,046,837	\$672,828,280

**Includes Emergency Employment Act.

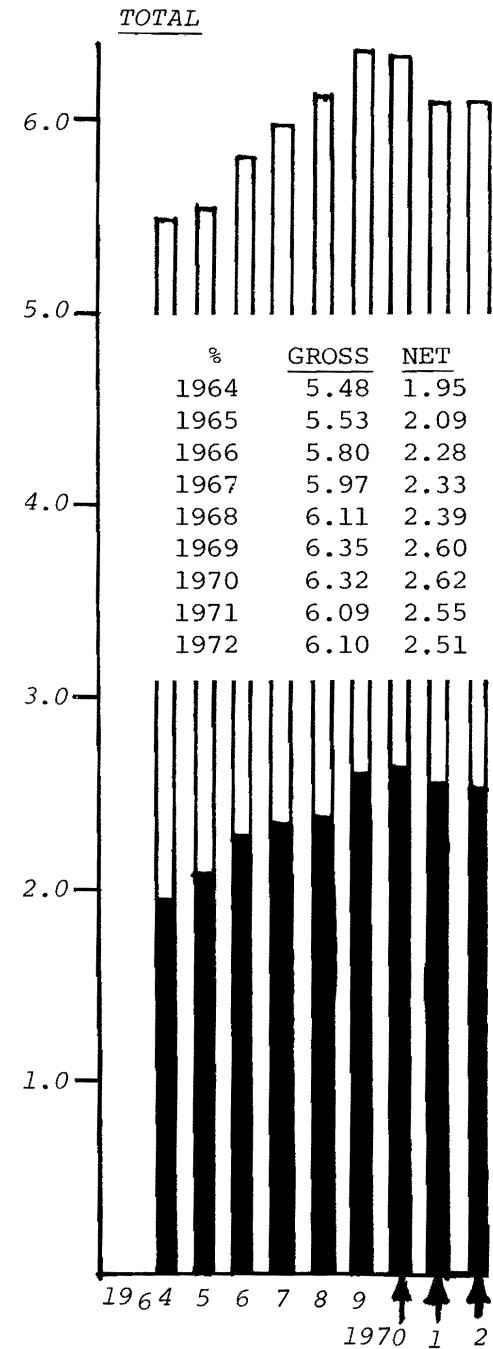
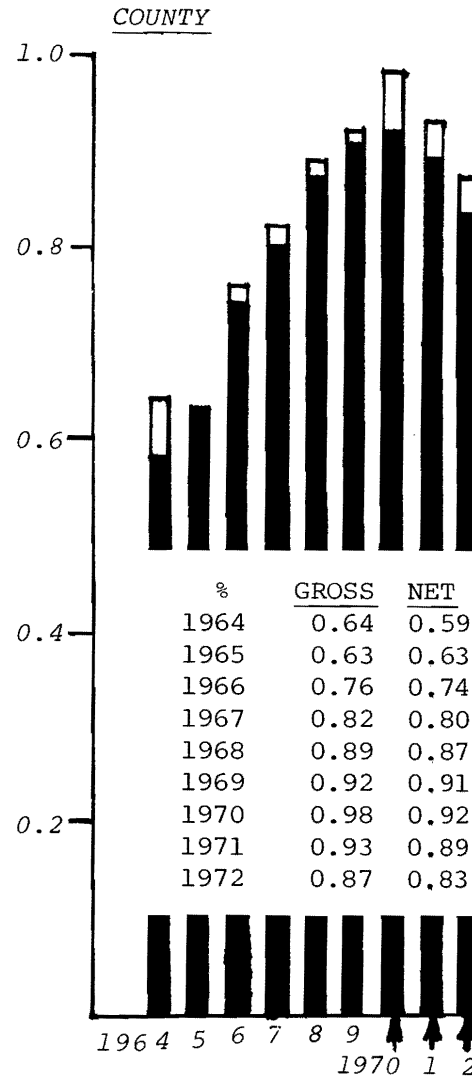
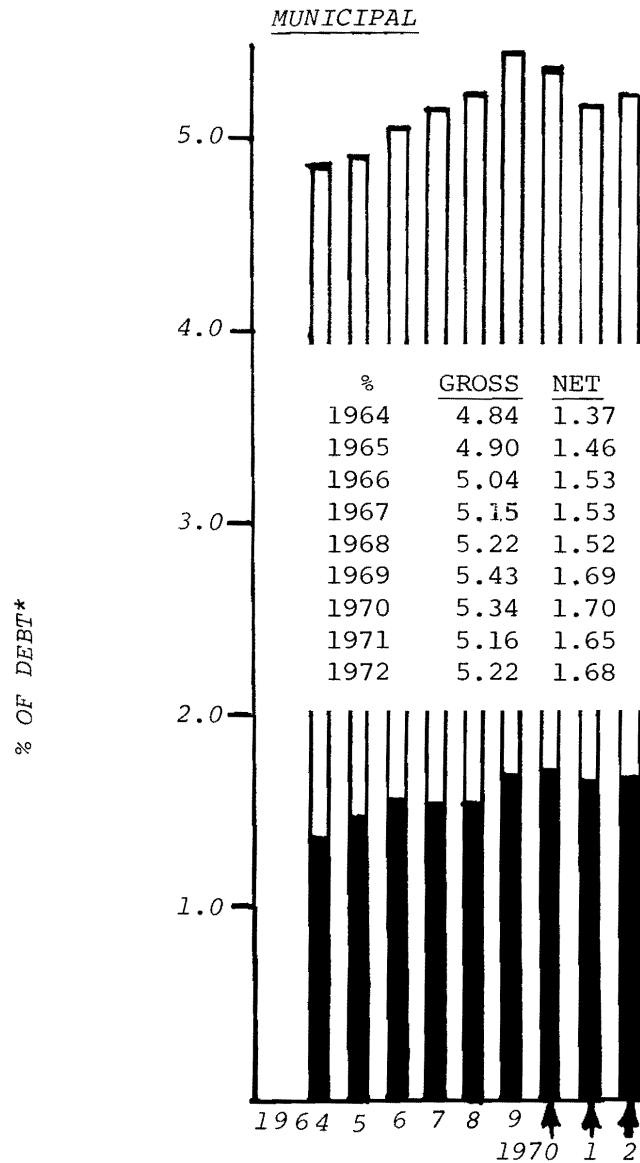
TABLE 5

SUMMARY OF EXPENDITURES AND REVENUES OF ALL MUNICIPALITIES - 1969 to 1972

<u>Expenditures</u>	1969	1970	1971	1972
General Government	\$ 96,188,226	\$ 120,393,345	\$ 140,019,879**	\$ 182,325,950**
Judiciary	6,732,185	7,772,646	8,947,980	10,365,918
Public Safety	256,878,158.	297,082,353	329,641,234	360,135,152
Public Works				
Roads and Bridges	91,683,000	110,687,864	115,913,695	130,037,356
Other	83,718,793	106,162,796	123,471,560	122,951,176
Health	34,450,732	36,404,619	44,114,527	30,125,478
Welfare	16,499,302	15,709,027	10,632,474	12,831,803
Recreation & Conservation	31,705,299	36,999,447	44,918,370	45,123,100
Education	32,759,327	34,578,085	36,562,057	41,311,319
FICA & Fringe Benefits	74,660,857	88,260,174	90,345,605	90,180,259
Total Municipal Functions	724,405,879	854,050,357	941,581,900	988,651,209
Capital Improvements	38,370,841	34,855,015	35,517,584	51,052,119
Debt-Principal	41,959,576	46,266,911	47,720,594	54,389,023
Interest	27,399,372	32,846,711	38,181,208	41,496,637
Deferred Charges	23,240,070	24,918,853	47,878,299	39,756,298
Reserve for Uncollected Taxes	121,621,456	136,393,960	155,206,399	166,611,041
School, County, Special District Taxes	<u>1,306,356,427</u>	<u>1,485,256,493</u>	<u>1,730,687,717</u>	<u>1,890,130,092</u>
Total Expenditures	\$2,283,353,621	\$2,579,733,284	\$2,964,241,600	\$3,217,770,602
<u>Revenues</u>				
Surplus (prior years)	\$ 117,843,961	\$ 135,624,456	\$ 145,991,514	\$ 155,300,406
Miscellaneous Revenues	371,447,955	386,665,397	671,353,546	500,117,433
State Aid Revenues	55,541,351	70,454,591	90,410,057	105,598,071
Delinquent Taxes and Liens	65,385,259	78,613,153	87,960,488	94,683,266
Current Tax Collections	<u>1,615,192,974</u>	<u>1,857,735,760</u>	<u>2,107,940,802</u>	<u>2,323,698,669</u>
Total Revenues	\$2,225,411,500	\$2,529,093,357	\$3,103,656,407	\$3,179,397,845

** Includes Emergency Employment Act

DEBT TRENDS OF NEW JERSEY
MUNICIPALITIES AND COUNTIES*



* EXPRESSED AS % OF EQUALIZED VALUATION BASIS (A 3-YEAR AVERAGE OF EQUALIZED VALUATION.)

TABLE 6

STATEWIDE TRENDS IN STATUTORY NET CAPITAL DEBT

The following statement, showing the statutory net capital debt of counties and municipalities, represents the outstanding indebtedness authorized, including issued and unissued debt. Years prior to 1965 are not included, as due to changes in the bond law, they are not comparable.

	<u>1965</u>	<u>1966</u>	<u>1967</u>	<u>1968</u>	<u>1969</u>	<u>1970</u>	<u>1971</u>	<u>1972</u>
Municipal Gross Debt								
School	\$ 1,092,442,887	\$ 1,196,265,088	\$ 1,290,453,310	\$ 1,393,393,764	\$ 1,500,271,286	\$ 1,570,198,393	\$ 1,650,763,042	\$ 1,797,573,154
Utility	257,088,720	280,872,555	296,087,270	307,807,213	342,657,850	361,402,732	387,391,448	438,858,653
General	424,445,358	466,037,997	530,395,701	584,826,014	678,926,489	742,970,912	818,008,886	954,588,517
Total	\$ 1,773,976,965	\$ 1,943,175,640	\$ 2,116,936,281	\$ 2,286,026,991	\$ 2,521,855,625	\$ 2,674,572,037	\$ 2,856,163,376	\$ 3,191,020,325
Statutory Deductions	<u>1,244,707,723</u>	<u>1,352,429,468</u>	<u>1,486,300,831</u>	<u>1,618,926,610</u>	<u>1,735,635,583</u>	<u>1,821,142,891</u>	<u>1,949,457,046</u>	<u>2,164,599,625</u>
Municipal Net Capital Debt	529,269,242	590,746,172	630,635,450	667,100,381	786,220,042	853,429,146	906,706,330	1,026,420,700
Percent of Net Debt - Municipal	1.46	1.53	1.53	1.52	1.69	1.70	1.65	1.68
County Gross Debt	\$ 228,566,356	\$ 291,425,500	\$ 337,432,520	\$ 391,193,154	\$ 428,172,500	\$ 488,979,338	\$ 507,821,166	\$ 533,514,520
Statutory Deductions	<u>1,172,439</u>	<u>4,646,800</u>	<u>9,707,535</u>	<u>8,025,241</u>	<u>7,368,941</u>	<u>29,627,566</u>	<u>19,256,970</u>	<u>26,415,771</u>
County Net Capital Debt	227,393,917	286,778,700	327,724,985	383,167,913	420,803,559	459,351,772	488,564,196	507,098,749
Percent of Net Debt - County	0.63	0.74	0.80	0.87	.91	.92	.89	.83
Total Gross Capital Debt	\$ 2,002,543,321	\$ 2,234,601,140	\$ 2,454,368,801	\$ 2,677,220,145	\$ 2,950,028,125	\$ 3,163,551,375	\$ 3,363,984,544	\$ 3,724,534,845
COUNTY & MUNICIPAL TOTAL	\$ 756,663,159	\$ 877,524,872	\$ 959,360,435	\$ 1,050,268,294	\$ 1,207,023,601	\$ 1,312,780,918	\$ 1,395,270,528	\$ 1,533,519,449
NET CAPITAL DEBT								
Percent of Net Debt	2.09	2.28	2.33	2.39	2.60	2.62	2.55	2.51
Average of Three Years' Equalized Valuation	\$36,232,395,015	\$38,537,642,779	\$41,111,881,015	\$43,774,128,959	\$46,421,375,304	\$50,035,448,469	\$54,820,363,421	\$61,079,061,733

TABLE 7

TOTAL GROSS AND NET DEBT OF MUNICIPALITIES AND COUNTIES BY COUNTY FOR 1972

This table shows the total gross debt of municipalities and counties, the total net debt, and the percentage that net debt bears to the "equalized valuation basis" of the three preceding years real property.

(Amounts Rounded to Nearest Dollar)

COUNTY	G R O S S D E B T			N E T D E B T			% OF NET DEBT			EQUALIZED VALUATION BASIS
	(1) MUNICIPAL	(2) COUNTY	(3) TOTAL	(1) MUNICIPAL	(2) COUNTY	(3) TOTAL	(1) MUN.	(2) CO.	(3) TOT.	
Atlantic \$	54,659,442	\$ 14,374,175	\$ 69,033,617	\$ 19,542,059	\$ 9,420,005	\$ 28,962,064	1.50	.72	2.22	\$ 1,300,829,008
Bergen	376,991,842	75,658,692	452,650,534	165,078,641	75,658,692	240,737,333	1.59	.72	2.31	10,401,716,894
Burlington	121,085,788	10,842,178	131,927,966	28,451,662	10,722,178	39,173,840	1.43	.54	1.97	1,988,628,504
Camden	158,569,723	32,366,871	190,936,594	30,877,360	28,182,037	59,059,397	1.11	1.02	2.13	2,772,297,649
Cape May	36,282,730	8,179,913	44,462,643	14,701,050	4,048,105	18,749,155	1.40	.38	1.78	1,050,949,993
Cumberland	55,292,425	12,284,505	67,576,930	12,518,573	11,635,245	24,153,818	1.98	1.84	3.82	632,987,646
Essex	445,327,336	87,133,933	532,461,269	140,236,377	83,531,433	223,767,810	2.24	1.33	3.57	6,262,576,218
Gloucester	56,562,330	6,345,000	62,907,330	16,502,109	6,345,000	22,847,109	1.46	.56	2.02	1,132,627,359
Hudson	238,847,781	32,454,000	271,301,781	84,901,103	29,819,000	114,720,103	2.57	.90	3.47	3,300,088,425
Hunterdon	29,522,574	12,200	29,534,774	1,089,264	-0-	1,089,264	.14	---	.14	762,724,421
Mercer	100,015,756	32,925,000	132,940,756	29,500,828	31,180,000	60,680,828	1.36	1.43	2.79	2,173,864,093
Middlesex	312,036,280	43,916,436	355,952,716	120,864,627	42,261,701	163,126,328	2.29	.80	3.09	5,283,224,262
Monmouth	253,346,761	29,356,000	282,702,761	92,687,432	28,556,000	121,243,432	2.36	.73	3.09	3,928,352,795
Morris	271,012,856	53,449,600	324,462,456	73,470,217	53,449,600	126,919,817	1.70	1.23	2.93	4,330,106,220
Ocean	96,102,075	5,740,000	101,842,075	24,074,024	5,740,000	29,814,024	.95	.23	1.18	2,518,022,486
Passaic	207,770,437	28,632,993	236,403,430	58,723,151	28,632,993	87,356,144	1.55	.76	2.31	3,780,509,833
Salem	12,987,810	2,350,000	15,337,810	1,859,664	2,350,000	4,209,664	.52	.66	1.18	356,945,892
Somerset	101,563,586	24,182,343	125,745,929	28,776,292	24,182,343	52,958,635	1.33	1.11	2.44	2,167,633,242
Sussex	35,372,208	5,160,114	40,532,322	9,202,422	4,412,369	13,614,791	1.07	.51	1.58	860,868,396
Union	202,050,371	24,991,450	227,041,821	67,066,185	24,104,556	91,170,741	1.23	.44	1.67	5,468,239,902
Warren	25,620,204	3,159,113	28,779,317	6,297,647	2,867,487	9,165,134	1.09	.50	1.59	577,342,046
Grand Total	\$3,191,020,325	\$533,514,520	\$3,724,534,845	\$1,026,420,700	\$507,090,749	\$1,533,519,449	1.68	.83	2.51	\$61,079,061,733

AUTHORITY DEBT - DECEMBER 31, 1972

The following tabulation represents the outstanding indebtedness of the respective Authorities of the local units. These data were taken from reports of audit filed with the Division pursuant to law. They are only as complete as the source information was available for reporting. While these Authorities operated on various fiscal year bases, the figures shown have been projected to reflect a comparable amount at December 31st.

<u>AUTHORITY</u>	<u>TYPE</u>	<u>AMOUNT</u>	<u>AUTHORITY</u>	<u>TYPE</u>	<u>AMOUNT</u>
Asbury Park	P	\$ 700,000	Essex County	CI	\$ None
Atlantic City	P	384,600	Evesham Twp	MU	369,000
Atlantic County	CI	24,550,000	Ewing-Lawrence Twps	S	19,066,313
Atlantic Highlands Boro	S	367,400	Florham Park Boro	S	3,940,000
Avalon Boro	S	1,220,000	Fort Lee Boro	P	None
Bayonne City	P	None	Franklin Twp (Som.)	S	1,381,000
Beach Haven Boro	S	670,000	Gibbsboro Boro	MU	None
Bellmawr Boro	S	1,413,000	Gloucester City	S	898,000
Bergen County	S	100,464,000	Gloucester County	S	35,695,000
Berkeley Township	S	2,900,000	Gloucester Twp	MU	3,350,000
Berlin Twp	MU	110,000	Hackettstown Town	P	None
Bernards Twp	S	2,295,000	Hackettstown Town	MU	7,190,000
Beverly City	S	197,000	Hamilton Twp (Atl.)	MU	2,440,000
Boonton Town	P	63,329	Hammonton Town	P	10,000
Brick Twp	MU	4,000,000	Hanover Twp	S	4,795,000
Bridgewater Twp	S	6,848,000	Hazlet Twp	S	1,325,566
Buena Boro	MU	1,400,000	Highland Park Boro	P	None
Camden County	S	1,514,095	Hillsborough Twp	MU	6,450,000
Carlstadt Boro	S	5,077,000	Hoboken City	P	8,500,000
Cinnaminson Twp	S	2,906,000	Hopewell Twp (Mer.)	MU	244,900
Clayton Boro	S	1,100,000	Irvington Town	P	None
Clementon Boro	S	1,392,000	Jackson Twp	MU	2,297,000
Delanco Twp	S	7,000	Jersey City	IN	1,825,000
Delaware Twp (Hunt.)	MU	204,000	Jersey City	P	2,674,000
Delran Twp	S	2,693,000	Jersey City	S	29,075,000
Deptford Twp	MU	7,450,000	Lacey Twp	MU	None
Dover Twp	S	27,310,000	Lakewood Twp	MU	None
Dunnellen Boro	P	None	Lambertville City	S	900,000
East Brunswick Twp	S	5,490,000	Landis (Vineland)	S	2,912,000
East Orange City	P	None	Laurel Springs Boro	S	482,000
East Rutherford Boro	S	8,100,000	Linden-Roselle	S	2,091,000
East Windsor Twp	MU	7,475,000	Lindenwold Boro	MU	3,100,000
Eatontown Boro	S	1,475,000	Little Falls Twp	MU	None
Edgewater Park Twp	S	200,000	Long Beach Twp	S	1,766,000
Egg Harbor Twp	MU	675,000	Long Branch City	S	2,009,000
Elizabeth City	P	360,000			

CODE: CI-County Improvement; IN-Incinerator; MU-Municipal Utilities;
P-Parking; S-Sewerage; R-Recreation; SWM-Solid Waste Management

AUTHORITY DEBT - DECEMBER 31, 1972

The following tabulation represents the outstanding indebtedness of the respective Authorities of the local units. These data were taken from reports of audit filed with the Division pursuant to law. They are only as complete as the source information was available for reporting. While these Authorities operated on various fiscal year bases, the figures shown have been projected to reflect a comparable amount at December 31st.

<u>AUTHORITY</u>	<u>TYPE</u>	<u>AMOUNT</u>	<u>AUTHORITY</u>	<u>TYPE</u>	<u>AMOUNT</u>
Lopatcong Twp	S	None	Paulins Kill (Warren)	S	None
Lower Twp	MU	12,190,000	Pemberton Twp	MU	6,300,000
Lumberton Twp	MU	200,000	Penns Grove Boro	S	1,366,000
Madison Twp	S	4,335,000	Pennsauken Twp	S	1,910,000
Madison Twp	MU	1,525,000	Pennsville Twp	S	3,680,000
Magnolia Boro	S	303,000	Pequannock-Lincoln Park-Fairfield	S	None
Manasquan River	S	12,500	Pequest River	S	None
Manchester Twp	MU	None	Perth Amboy City	P	670,000
Marlboro Twp	MU	950,000	Pine Hill Boro	MU	2,315,000
Matawan Twp	MU	5,860,000	Plainfield City	P	1,201,000
Mercer County	CI	2,563,080	Pohatcong Twp	S	None
Metuchen Boro	P	680,000	Point Pleasant Beach Boro	P	7,500
Middlesex County	S	30,708,000	Pompton Lakes Boro	MU	4,670,000
Middletown Twp	S	31,200,000	Rahway City	P	None
Monmouth County Bayshore	S	7,164,489	Rahway Valley	S	10,800,000
Monroe Twp (Glo.)	MU	1,095,000	Raritan Twp	MU	3,000,000
Monroe Twp (Midd.)	MU	None	Ringwood Boro	S	None
Montville Twp	MU	4,780,000	Ringwood Boro	SWM	None
Morris County	MU	6,000,000	Riverside Twp	S	447,000
Morristown Town	P	1,850,000	Rockaway Valley Regional	S	None
Mount Holly Twp	S	855,000	Rockleigh Boro	S	148,796
Mount Laurel Twp	MU	2,800,000	Runnemede Boro	S	957,000
Musconetcong (Stanhope)	S	720,000	Ship Bottom Boro	S	500,000
National Park Boro	MU	575,000	Somers Point City	S	2,675,000
New Brunswick City	P	3,100,000	Somerset-Raritan Valley	S	5,135,000
Newark City	P	4,800,000	South Monmouth Reg.	S	425,000
Newton Town	P	129,050	South River	P	11,000
North Plainfield B	P	None	Stafford Twp	MU	1,862,000
Northeast Monmouth Co.	S	20,791,650	Stony Brook Regional	S	None
Northwest Bergen Co.	S	19,000,000	Stratford Boro	S	1,225,000
Oakford Lake	MU	62,336	Trenton City	P	1,588,000
Ocean City	P	253,000	Tuckerton Boro	MU	695,000
Ocean County	S	7,678,439	Union City	P	450,000
Ocean Twp (Mon.)	S	9,170,000	Upper Penns Neck Twp	S	1,735,000
Paterson City	P	10,155,271			

CODE: CI-County Improvement; IN-Incinerator; MU-Municipal Utilities;
P-Parking; S- Sewerage; R-Recreation; SWM-Solid Waste Management

AUTHORITY DEBT - DECEMBER 31, 1972

The following tabulation represents the outstanding indebtedness of the respective Authorities of the local units. These data were taken from reports of audit filed with the Division pursuant to law. They are only as complete as the source information was available for reporting. While these Authorities operated on various fiscal year bases, the figures shown have been projected to reflect a comparable amount at December 31st.

<u>AUTHORITY</u>	<u>TYPE</u>	<u>AMOUNT</u>
Wanaque Boro	MU	None
Wanaque Valley Regional	S	None
Washington Boro	P	\$ 124,050
Washington Twp (Glo)	MU	1,995,000
Washington Twp (Mer)	MU	120,000
Waterford Township	MU	None
Western Monmouth	MU	3,000,000
West Milford Twp	MU	770,000
West New York	P	440,000
Weymouth Twp	MU	None
Wharton Boro	S	1,005,000
Wildwood City	P	345,000
Willingboro Twp	MU	9,974,000
Woodbine Boro	MU	240,141
Woodstown Boro	S	58,000
Wrightstown Boro	MU	5,000

TABLE 9: TRENDS IN CURRENT AND DELINQUENT LOCAL PROPERTY TAXES
(AN HISTORICAL TABLE SHOWING LEVIES, COLLECTIONS, AND DELINQUENCIES SINCE 1960)

C U R R E N T							D E L I N Q U E N T		
Year	Total Tax Levy	Cash Collections Amount	%	% of Levy Cancelled or Adjusted	Outstanding Dec. 31 Amount	%	Delinquent Taxes (All Years)*	Outstanding Dec. 31 Tax Title Liens	Foreclosed Property
1960	848,528,476	798,260,314	94.07	0.96	42,187,688	4.97	59,239,115	16,240,356	59,054,968
1961	912,677,707	851,429,188	93.28	1.75	45,328,426	4.97	66,779,878	14,697,894	59,560,406
1962	987,080,640	927,151,386	93.93	1.05	49,525,947	5.02	72,327,411	15,182,757	63,684,036
1963	1,052,458,731	990,206,841	94.08	0.98	52,040,734	4.94	77,268,151	16,222,877	64,578,199
1964	1,143,552,303	1,074,595,370	93.97	1.13	56,080,851	4.90	79,538,904	18,782,405	64,982,706
1965	1,224,061,710	1,150,565,415	94.00	1.13	59,579,955	4.87	87,975,860	20,361,390	59,523,484
1966	1,263,399,102	1,190,449,678	94.22	1.03	60,003,555	4.75	89,402,620	21,136,094	58,087,115
1967	1,435,708,258	1,349,799,399	94.01	0.88	73,385,248	5.11	104,722,596	20,908,759	60,516,430
1968	1,545,813,848	1,462,750,500	94.63	0.78	70,990,292	4.59	105,550,670	25,241,561	50,816,494
1969	1,706,031,717	1,615,192,974	94.68	.95	74,599,330	4.37	108,351,141	30,527,868	51,935,697
1970	1,965,610,339	1,857,735,761	94.51	.98	88,834,447	4.51	116,331,182	36,453,999	54,080,687
1971	2,228,700,613	2,107,940,802	97.78	0.64	96,297,126	4.32	123,331,414	43,110,986	58,023,891
1972	2,452,254,384	2,323,698,669	94.76	0.55	102,686,227	4.19	130,638,352	48,363,795	67,890,472

*Includes December 31st figures of current year.

TABLE 10: SPECIAL DISTRICT TAXES LEVIED IN 1972*

A table of special district taxes levied in 1972. These taxes and obligations are the sole responsibility of the special districts, and cause no liability for the balance of the municipality. These operations are independent of the municipality, and are not shown as expenditures in the municipal summaries on the following pages.

MUNICIPALITY		GARBAGE	FIRE	SEWER	LIGHT	WATER	TOTAL TAX LEVY
Berlin Twp			(1) 22,775.00				(1) 22,775.00
Brick Twp			(3) 227,570.00				(3) 227,570.00
Bridgewater Twp	(1) 36,000.00		(3) 128,482.00				(4) 164,482.00
Buena Boro			(1) 20,100.00				(1) 20,100.00
Buena Vista Twp			(5) 41,900.00		(3) 9,490.00		(8) 51,390.00
Burlington Twp			(4) 14,120.25				(4) 14,120.25
Cherry Hill Twp			(7) 788,343.43				(7) 788,343.43
Chesterfield Twp			(1) 1,175.00				(1) 1,175.00
Commercial Twp			(3) 35,040.00		(3) 11,000.00		(6) 46,040.00
Delanco Twp			(1) 22,000.00				(1) 22,000.00
Delran Twp			(1) 126,415.75				(1) 126,415.75
Dennis Twp			(1) 4,974.41		(1) 3,750.00		(2) 8,724.41
Deptford Twp			(1) 110,391.51				(1) 110,391.51
Dover Twp			(2) 244,950.00				(2) 244,950.00
Downe Twp			(3) 17,598.75				(3) 17,598.75
East Greenwich Twp			(1) 9,742.81				(1) 9,742.81
Edgewater Park Twp			(2) 14,150.00				(2) 14,150.00
Edison Twp	(1) 713,060.49						(1) 713,060.49
Evesham Twp			(1) 82,995.00				(1) 82,995.00
Franklin Twp (Glo)			(1) 36,495.00				(1) 36,495.00
Franklin Twp (Som)	(1) 114,815.58		(3) 93,808.10				(4) 208,623.68
Freehold Twp			(2) 76,290.00				(2) 76,290.00
Gloucester Twp			(4) 222,776.13				(4) 222,776.13
Haddon Twp			(4) 98,550.00				(4) 98,550.00
Hamilton Twp (Mer)			(9) 516,902.80				(9) 516,902.80
Hanover Twp			(2) 102,728.36				(2) 102,728.36
Harding Twp					(1) 1,320.00		(1) 1,320.00
Harrison Twp			(1) 4,000.00				(1) 4,000.00
Howell Twp			(5) 164,325.51				(5) 164,325.51
Jackson Twp			(4) 101,312.00		(1) 34,000.00		(5) 135,312.00
Jefferson Twp					(5) 6,300.00		(5) 6,300.00
Lower Twp			(2) 36,955.00		(1) 45,345.80		(3) 82,300.80
Madison Twp	(1) 190,620.69		(4) 411,863.15				(5) 602,483.84
Manalapan Twp			(1) 56,700.00				(1) 56,700.00
Mansfield Twp (Burl)			(1) 1,200.00				(1) 1,200.00
Marlboro Twp			(3) 167,950.00				(3) 167,950.00
Matawan Twp			(2) 142,211.22				(2) 142,211.22
Maurice River Twp			(6) 2,500.00				(6) 2,500.00
Middle Twp			(3) 75,380.00				(3) 75,380.00
Middletown Twp	(8) 580,000.00						(8) 580,000.00
Montville Twp			(2) 147,548.00				(2) 147,548.00
Moorestown Twp			(2) 118,026.50				(2) 118,026.50
Mount Olive Twp	(1) 122,708.23				(2) 10,776.12		(3) 133,484.35
Neptune Twp			(2) 266,970.00				(2) 266,970.00
Ocean Twp (Mon)			(2) 210,571.26				(2) 210,571.26
Parsippany-Troy Hills	(2) 149,683.92		(6) 228,445.84				(8) 378,129.76
Piscataway Twp			(3) 231,422.00				(3) 231,422.00
Pittsgrove Twp			(3) 20,762.27		(4) 3,645.60		(7) 24,407.87
Princeton Twp	(5) 32,500.00				(1) 12,000.00		(5) 32,500.00
Randolph Twp							(1) 12,000.00
Readington Twp			(1) 1,000.00				(1) 1,000.00
Sparta Twp						(1) 6,000.00	(1) 6,000.00
Upper Twp			(4) 30,985.00				(4) 30,985.00
Vineland City	(1) 147,692.30						(1) 147,692.30
Voorhees Twp			(4) 82,070.49			(3) 6,700.00	(7) 88,770.49
Wall Twp			(3) 57,345.00				(3) 57,345.00
Washington Twp					(1) 1,800.00		(1) 1,800.00
Wayne Twp					(15) 5,806.95		(15) 5,806.95
Woodbridge Twp			(9) 1,126,858.44				(9) 1,126,858.44
TOTALS	1972	2,087,081.21	6,746,675.98	---	145,234.47	12,700.00	8,991,691.66
	1971	1,930,532.43	6,054,451.41	---	129,267.24	11,933.32	8,126,184.40
	1970	1,667,789.25	5,391,890.61	---	129,832.00	10,800.00	7,200,311.86
	1969	1,253,529.34	4,272,966.72	---	110,187.72	10,800.00	5,647,483.78
	1968	1,110,790.57	3,819,550.75	35,220.00	125,149.32	10,121.95	5,100,832.59
	1967	1,026,695.26	3,609,051.49	37,895.00	121,532.29	11,822.44	4,806,996.48
	1966	934,540.56	3,150,387.86	47,973.61	131,101.55	13,410.00	4,277,413.58
	1965	861,991.26	2,843,476.88	47,101.50	116,012.16	10,100.00	3,878,681.80
	1964	788,371.32	2,588,681.88	44,467.50	106,426.96	10,100.00	3,538,681.80
	1963	747,203.95	2,310,066.91	43,392.70	87,201.96	15,564.45	3,203,429.97
	1962	693,561.51	2,071,697.33	45,792.70	98,070.83	10,650.00	2,919,772.37
	1961	679,362.15	1,840,241.93	57,605.71	111,859.03	11,600.00	2,700,668.82

*Parenthetical figures denote number of districts.

TABLE 11
EQUALIZED PROPERTY TAX RATES

The equalized property tax rates for selected years are shown below for all municipalities by County area. These tax rates are the result of multiplying the general tax rate by the ratio of assessed to true value as certified by the Director of Taxation on October 1st of each year pursuant to statute. Thus, the table shows the tax rate that would be applied if the assessment level were 100 percent. This permits ready comparison of the tax trends of New Jersey's local units.

ATLANTIC COUNTY	1960	1965	1970	1971	1972		1960	1965	1970	1971	1972
Absecon City	1.95	2.75	3.68	3.63	3.43	Elmwood Park Boro	2.19	2.28	2.28	2.47	2.58
Atlantic City	3.24	3.78	5.05	5.13	5.18	East Rutherford Boro	1.68	1.78	2.29	2.57	2.50
Brigantine City	2.19	2.48	3.34	2.85	2.98	Edgewater Boro	3.85	2.19	2.14	1.95	1.71
Buena Boro	2.73	2.36	3.69	2.53	2.83	Emerson Boro	2.09	2.84	3.37	3.45	3.41
Buena Vista Twp	2.23	2.43	4.20	3.56	3.77	Englewood City	2.39	2.65	3.78	3.97	3.83
Corbin City	2.49	2.47	3.09	2.81	2.69	Englewood Cliffs Boro	1.27	1.65	1.84	1.75	1.77
Egg Harbor City	4.16	5.25	5.80	5.80	5.23	Fair Lawn Boro	2.44	2.58	2.99	3.05	3.03
Egg Harbor Twp	2.33	2.74	2.55	3.07	2.97	Fairview Boro	2.07	1.80	2.21	2.10	2.19
Estell Manor City	2.01	4.03	3.01	2.71	2.79	Fort Lee Boro	1.63	1.83	1.98	2.32	2.19
Folsom Boro	1.59	2.03	3.40	3.41	3.32	Franklin Lakes Boro	1.81	2.26	2.53	2.57	2.55
Galloway Twp	2.57	3.12	3.83	4.25	3.72	Garfield City	2.81	2.20	2.50	2.43	2.37
Hamilton Twp	1.76	3.10	3.57	3.77	2.54	Glen Rock Boro	2.90	3.41	3.81	3.74	3.79
Hammoncton Town	1.89	2.90	3.91	3.84	3.67	Hackensack City	2.14	2.33	2.95	3.19	3.12
Linwood City	2.47	2.86	3.62	3.85	4.11	Harrington Park Boro	2.13	2.64	3.48	3.44	3.44
Longport Boro	2.05	2.49	2.08	2.25	2.02	Hasbrouck Heights Boro	2.04	2.17	2.63	2.54	2.59
Margate City	2.09	2.76	2.77	2.63	2.82	Haworth Boro	2.35	2.90	3.31	3.29	3.62
Mullica Twp	2.00	2.65	3.53	4.08	4.07	Hillsdale Boro	2.26	2.80	3.69	3.61	3.56
Northfield City	2.47	2.74	3.69	3.90	3.97	Hohokus Boro	1.79	2.09	2.49	2.43	2.67
Pleasantville City	3.33	4.63	5.44	5.13	4.51	Leonla Boro	2.08	2.57	3.08	3.30	3.28
Port Republic City	1.83	2.12	2.85	3.16	2.25	Little Ferry Boro	2.18	1.87	2.49	2.46	2.44
Somers Point City	2.15	2.53	3.43	3.90	3.83	Lodi Boro	2.66	2.49	2.90	2.93	3.02
Ventnor City	2.96	3.24	3.55	3.36	3.11	Lyndhurst Twp	1.90	1.97	2.36	2.16	1.76
Weymouth Twp	2.62	3.14	3.05	3.77	3.56	Mahwah Twp	1.82	2.20	2.32	2.62	2.48
						Maywood Boro	2.19	2.37	3.00	3.16	3.17
						Midland Park Boro	2.40	2.71	3.90	4.02	3.77
BERGEN COUNTY											
Allendale Boro	2.14	2.60	3.33	3.41	3.62	Montvale Boro	2.23	2.32	2.72	2.76	2.92
Alpine Boro	1.20	1.69	1.94	1.65	1.67	Moonachie Boro	1.75	1.80	1.40	1.55	1.62
Bergenfield Boro	2.25	2.68	3.54	3.59	3.57	New Milford Boro	1.88	2.79	3.27	3.40	3.39
Bogota Boro	2.21	2.30	3.27	3.45	3.34	North Arlington Boro	2.09	1.82	2.65	2.62	2.47
Carlstadt Boro	1.38	1.22	1.62	1.27	1.68	Northvale Boro	1.70	2.02	3.08	3.04	3.05
Cliffside Pk Boro	2.12	2.29	2.89	2.47	2.49	Norwood Boro	1.78	2.15	2.96	2.84	2.88
Closter Boro	2.31	2.73	3.30	3.31	3.09	Oakland Boro	2.27	3.07	3.83	3.90	4.04
Cresskill Boro	2.21	2.73	2.69	2.87	3.04	Old Tappan Boro	1.99	2.40	3.02	3.06	2.87
Demarest Boro	2.31	2.56	3.29	3.26	3.10	Oradell Boro	1.89	2.06	2.67	2.77	2.74
Dumont Boro	2.31	2.81	3.41	3.49	3.54	Palisades Park Boro	2.06	2.11	2.84	2.86	2.71

TABLE 11

EQUALIZED PROPERTY TAX RATES

BERGEN COUNTY (continued)

	1960	1965	1970	1971	1972
Paramus Boro	1.97	2.11	2.47	2.59	2.60
Park Ridge Boro	1.99	2.90	3.46	3.84	3.81
Ramsey Boro	2.13	2.61	3.26	3.31	3.09
Ridgefield Boro	1.42	.63	.97	1.11	1.10
Ridgefield Park Twp	2.17	2.68	3.55	3.45	3.33
Ridgewood Twp	2.38	3.14	3.75	3.95	3.94
River Edge Boro	2.57	2.74	3.16	3.17	2.97
River Vale Twp	2.18	2.81	3.75	3.75	3.69
Rochelle Park Twp	1.72	2.19	2.25	2.42	2.34
Rockleigh Boro	.92	.72	.55	.65	.53
Rutherford Boro	2.15	2.38	2.93	3.01	2.90
Saddle Brook Twp	2.11	2.41	2.67	2.60	2.69
Saddle River Boro	1.26	1.48	1.68	1.69	1.67
South Hackensack Twp	1.79	1.42	1.61	1.91	1.95
Teaneck Twp	2.30	2.63	3.46	3.61	3.73
Tenafly Boro	2.06	2.58	2.96	3.14	3.23
Teterboro Boro	.81	.30	.74	.68	.68
Upper Saddle River	1.51	2.33	3.13	3.12	3.07
Walduick Boro	2.35	2.97	4.11	4.57	4.48
Wallington Boro	2.35	2.09	2.06	2.02	1.96
Washington Twp	2.34	2.50	3.00	3.07	3.16
Westwood Boro	2.51	2.72	3.15	3.18	3.14
Woodcliff Lake Boro	2.47	3.07	3.77	3.45	3.29
Wood-Ridge Boro	1.46	1.67	2.01	2.09	1.98
Wyckoff Twp	2.03	2.62	2.94	3.07	3.06

BURLINGTON COUNTY

Bass River Twp	2.27	2.76	2.67	2.79	2.57
Beverly City	2.49	2.81	3.80	4.16	4.00
Bordentown City	2.52	2.87	4.27	4.61	4.59
Bordentown Twp	1.69	2.52	2.89	3.24	3.20
Burlington City	1.26	1.56	2.25	2.36	2.30
Burlington Twp	1.94	2.46	3.01	3.54	2.91
Chesterfield Twp	2.44	1.74	3.43	3.16	2.93
Cinnaminson Twp	1.91	2.52	3.52	3.74	3.33
Delanco Twp	2.51	3.43	3.36	3.26	3.46
Delran Twp	1.98	2.63	3.26	3.44	3.34
Eastampton Twp	2.19	2.45	4.18	4.18	4.10
Edgewater Park Twp	1.86	2.69	3.49	3.65	3.63
Evesham Twp	1.65	2.28	2.63	2.85	2.95
Fieldsboro Boro	2.44	3.13	3.12	3.93	3.95
Florence Twp	2.78	2.56	3.14	3.18	3.33

	1960	1965	1970	1971	1972
Hainesport Twp	2.75	2.99	4.03	4.22	3.61
Lumberton Twp	1.73	2.37	4.46	4.01	4.00
Mansfield Twp	1.53	1.77	2.61	2.51	2.50
Maple Shade Twp	3.70	2.90	3.80	3.83	3.44
Medford Twp	2.64	2.43	3.26	3.32	3.15
Medford Lakes Boro	2.01	2.98	3.67	3.95	3.72
Moorestown Twp	1.88	3.23	3.83	3.78	3.49
Mount Holly Twp	2.50	3.76	4.77	4.97	4.84
Mount Laurel Twp	2.48	2.83	3.56	3.66	3.38
New Hanover Twp	.22	.46	.87	.66	1.04
North Hanover Twp	3.08	1.27	2.40	2.22	1.99
Palmyra Boro	2.45	3.02	3.53	3.39	3.08
Pemberton Boro	1.86	3.44	3.88	3.41	2.86
Pemberton Twp	1.74	1.56	2.43	2.76	2.63
Riverside Twp	2.23	2.80	3.42	3.28	3.20
Riverton Boro	1.73	3.19	3.90	3.85	3.56
Shamong Twp	1.55	2.93	3.08	3.89	3.30
Southampton Twp	1.47	2.31	2.96	3.13	2.64
Springfield Twp	1.55	1.24	2.43	2.69	2.64
Tabernacle Twp	2.46	2.73	3.50	3.30	2.88
Washington Twp	2.10	1.84	1.85	1.93	2.68
Westampton Twp	2.64	3.08	3.84	3.70	3.71
Willingboro Twp	2.85	3.58	4.56	4.36	4.02
Woodland Twp	1.87	2.22	2.55	3.29	3.13
Wrightstown Boro	1.60	1.14	2.07	2.10	2.34

CAMDEN COUNTY

Audubon Boro	2.68	2.61	3.54	3.86	3.91
Audubon Park Boro	6.49	7.26	8.60	9.78	10.21
Barrington Boro	2.45	3.11	3.49	3.68	3.34
Bellmawr Boro	2.41	2.88	3.61	3.71	3.86
Berlin Boro	2.62	2.78	3.30	3.38	3.61
Berlin Twp	3.03	3.16	4.69	3.92	4.09
Brooklawn Boro	2.38	2.90	2.77	3.40	3.18
Camden City	4.01	4.79	6.51	5.27	6.54
Cherry Hill Twp	2.21	2.93	3.84	3.77	3.98
Chesilhurst Boro	3.20	3.53	6.10	3.95	5.66
Clementon Boro	2.20	3.40	4.45	4.02	4.45
Collingswood Boro	2.18	3.35	4.00	3.80	3.77
Gibbsboro Boro	2.44	3.57	3.92	4.31	4.13
Gloucester City	2.67	3.77	3.42	3.74	4.05
Gloucester Twp	2.57	3.07	3.85	4.26	3.87

TABLE 11

EQUALIZED PROPERTY TAX RATES

CAMDEN COUNTY (continued)

	1960	1965	1970	1971	1972
Haddon Twp	2.32	3.35	3.87	3.60	3.58
Haddonfield Boro	2.22	2.86	3.58	3.59	3.58
Haddon Heights Boro	2.39	3.02	3.69	3.78	3.75
Hi-Nella Boro	3.76	3.21	2.64	3.17	2.89
Laurel Springs Boro	2.57	2.76	3.44	3.19	3.51
Lawnside Boro	3.83	3.44	3.02	3.19	4.29
Lindenwold Boro	3.28	3.50	4.10	3.91	3.72
Magnolia Boro	3.34	3.90	3.89	4.10	4.06
Merchantville Boro	2.38	2.92	3.44	3.49	3.64
Mount Ephraim Boro	2.45	2.69	3.34	3.11	3.41
Oaklyn Boro	2.57	2.99	3.55	3.53	3.24
Pennsauken Twp	1.98	2.31	3.05	2.96	3.23
Pine Hill Boro	3.13	4.76	5.43	4.84	4.88
Pine Valley Boro	1.59	1.80	2.56	2.59	2.74
Runnemede Boro	.00	.00	3.36	3.42	3.32
Somerdale Boro	3.11	3.34	3.60	3.99	4.06
Stratford Boro	3.13	2.94	3.55	3.70	3.51
Tavistock Boro	1.69	1.28	1.72	1.84	1.65
Voorhees Twp	2.30	3.16	2.94	3.19	2.37
Waterford Twp	2.80	3.12	4.59	4.32	3.67
Winslow Twp	2.80	3.06	4.07	3.52	3.87
Woodlynne Boro	2.59	3.85	4.41	4.28	4.48
CAPE MAY COUNTY					
Avalon Boro	1.79	1.86	2.02	1.85	2.01
Cape May City	3.70	3.53	3.98	4.17	3.71
Cape May Boro	2.19	2.47	1.88	2.00	2.18
Dennis Twp	1.74	2.49	2.39	2.34	2.65
Lower Twp	1.80	2.15	2.69	2.88	2.80
Middle Twp	2.05	2.34	3.05	3.31	3.07
North Wildwood City	2.17	2.17	2.38	2.48	2.31
Ocean City	1.65	2.08	2.60	2.45	2.47
Sea Isle City	1.88	2.12	2.30	2.34	2.00
Stone Harbor Boro	1.43	1.56	1.25	1.17	1.15
Upper Twp	1.49	.92	.77	.73	.65
West Cape May Boro	3.26	3.79	3.90	4.33	3.51
West Wildwood Boro	2.11	2.60	2.63	2.55	2.29
Wildwood City	2.03	2.12	2.81	3.05	3.07
Wildwood Crest Boro	1.63	1.98	2.10	1.99	2.00
Woodbine Boro	2.83	3.70	4.87	4.95	6.28

	1960	1965	1970	1971	1972
CUMBERLAND COUNTY					
Bridgeton City	2.52	3.80	4.98	5.03	5.02
Commercial Twp	2.62	3.90	4.68	4.52	3.92
Deerfield Twp	2.39	2.91	3.56	2.90	3.25
Downe Twp	2.46	3.07	3.44	4.19	4.64
Fairfield Twp	1.86	3.03	3.61	3.57	3.73
Greenwich Twp	1.98	3.24	3.51	3.38	3.76
Hopewell Twp	2.11	2.51	3.14	3.59	3.54
Lawrence Twp	2.47	3.62	4.32	4.99	4.54
Maurice River Twp	1.89	2.99	3.30	3.72	3.87
Millville City	2.30	3.28	4.67	4.57	4.70
Shiloh Boro	2.47	3.34	3.53	4.32	3.47
Stow Creek Twp	2.46	3.01	4.02	3.05	3.63
Upper Deerfield Twp	2.08	2.72	3.17	3.22	2.38
Vineland City	2.13	2.92	3.93	4.12	3.95
ESSEX COUNTY					
Belleville Town	3.08	3.21	4.27	4.49	4.47
Bloomfield Town	2.93	3.56	4.12	4.24	4.29
Caldwell Boro	3.24	3.72	4.52	4.92	4.49
Cedar Grove Twp	2.07	3.56	3.93	3.94	3.47
East Orange City	2.81	4.35	6.83	7.32	7.11
Essex Fells Boro	3.52	3.11	3.31	3.49	3.37
Fairfield Boro	2.95	2.32	3.13	3.70	3.33
Glen Ridge Boro	3.07	3.89	5.98	6.13	6.03
Irvington Town	3.36	3.42	4.85	5.45	5.39
Livingston Twp	2.80	3.41	3.66	3.86	3.61
Maplewood Twp	2.90	3.53	4.57	4.97	5.01
Millburn Twp	2.06	2.52	3.05	3.33	3.33
Montclair Town	3.20	3.92	4.76	4.96	5.17
Newark City	4.89	5.64	6.79	7.20	7.65
North Caldwell Boro	2.59	3.36	4.31	4.71	4.66
Nutley Town	2.65	2.88	3.61	3.70	3.79
Orange City	3.87	4.25	6.20	6.99	6.76
Roseland Boro	2.45	3.01	3.46	3.87	4.11
South Orange Vill	2.94	3.48	4.53	5.06	5.20
Verona Boro	2.71	3.28	4.02	4.23	3.98
West Caldwell Boro	2.97	3.45	4.05	4.13	4.06
West Orange Town	2.99	3.42	4.51	4.86	4.60

TABLE 11

EQUALIZED PROPERTY TAX RATES

GLOUCESTER	1960	1965	1970	1971	1972	HUNTERDON COUNTY	1960	1965	1970	1971	1972
Clayton Boro	3.47	3.92	3.99	3.60	3.64	Alexandria Twp	2.34	2.40	2.76	2.73	3.23
Deptford Twp	2.06	2.99	3.50	2.93	3.53	Bethlehem Twp	1.55	2.19	2.92	2.94	2.96
East Greenwich Twp	2.05	2.26	2.88	2.94	2.78	Bloomsbury Boro	2.47	2.53	3.30	3.10	3.02
Elk Twp	2.40	3.66	2.83	3.34	3.11	Califon Boro	2.05	2.82	3.55	3.28	3.20
Franklin Twp	2.58	3.08	4.53	3.97	3.53	Clinton Town	2.37	2.61	3.54	3.82	3.27
Glassboro Boro	1.97	3.70	4.29	4.30	4.05	Clinton Twp	2.04	2.28	3.41	3.23	3.12
Greenwich Twp	.83	1.40	2.68	2.16	1.82	Delaware Twp	1.43	1.31	3.16	3.21	3.10
Harrison Twp	3.35	3.17	3.37	3.30	3.63	East Amwell Twp	1.63	1.99	2.66	2.69	2.99
Logan Twp	1.87	1.70	2.76	2.55	2.78	Flemington Boro	2.00	2.75	3.31	2.79	2.77
Mantua Twp	3.47	3.59	4.08	3.84	3.30	Franklin Twp	1.93	2.04	2.98	2.92	2.46
Monroe Twp	2.28	3.02	2.95	4.08	3.84	Frenchtown Boro	2.71	3.75	4.41	4.44	3.11
National Park Boro	2.21	3.25	3.72	4.07	3.60	Glen Gardner Boro	2.52	2.58	3.80	4.00	3.94
Newfield Boro	2.32	2.96	3.64	3.41	3.22	Hampton Boro	2.24	2.65	4.70	4.99	4.37
Paulsboro Boro	3.03	3.55	3.97	3.94	3.86	High Bridge Boro	2.27	2.95	3.55	4.12	3.98
Pitman Boro	2.57	3.09	3.69	4.35	4.12	Holland Twp	.31	.68	1.26	1.34	1.20
South Harrison Twp	1.91	2.78	3.48	3.32	3.62	Kingwood Twp	2.11	2.04	3.12	2.80	2.48
Swedesboro Boro	1.96	3.22	3.98	3.84	4.12	Lambertville City	4.19	3.85	4.46	4.86	4.21
Washington Twp	1.77	3.28	3.86	3.79	3.76	Lebanon Boro	1.57	2.25	2.98	3.13	3.50
Wenonah Boro	2.20	3.17	3.32	3.52	3.31	Lebanon Twp	1.75	2.07	2.83	2.99	2.40
West Deptford Twp	1.68	2.53	3.22	2.69	2.76	Milford Boro	1.62	1.60	2.75	2.52	3.05
Westville Boro	2.35	2.94	3.76	3.46	3.41	Raritan Twp	1.91	1.79	3.21	3.20	2.96
Woodbury City	2.02	2.80	3.78	3.61	4.07	Readington Twp	2.01	2.57	3.40	3.39	3.09
Woodbury Heights Boro	1.75	2.08	2.73	2.77	2.55	Stockton Boro	2.28	2.37	3.12	2.44	2.58
Woolwich Twp	1.43	2.28	3.04	2.61	2.70	Tewksbury Twp	1.80	1.94	2.64	2.65	2.53
						Union Twp	1.81	1.74	2.93	2.74	3.04
HUDSON COUNTY						West Amwell Twp	1.61	1.51	2.55	2.20	2.44
Bayonne City	3.87	3.76	3.98	4.64	4.74	MERCER COUNTY					
East Newark Boro	3.19	2.76	4.85	4.63	3.47	East Windsor Twp	1.61	2.87	3.87	3.78	2.89
Guttenberg Town	4.11	3.39	3.46	3.69	3.93	Ewing Twp	2.05	2.34	3.38	3.45	3.15
Harrison Town	2.76	2.13	3.08	4.47	3.28	Hamilton Twp	2.52	2.60	3.08	3.19	3.14
Hoboken City	7.14	9.34	7.91	7.69	8.36	Hightstown Boro	2.66	3.34	4.44	4.22	3.40
Jersey City	5.52	4.64	7.18	6.81	7.05	Hopewell Boro	2.25	2.86	3.73	3.69	3.39
Kearny Town	2.99	2.24	2.92	2.89	3.03	Hopewell Twp	2.20	2.79	2.94	2.57	2.91
North Bergen Twp	3.83	3.79	3.96	4.09	4.27	Lawrence Twp	1.97	2.71	3.53	3.56	3.23
Secaucus Town	1.36	1.42	2.94	2.56	2.55	Pennington Boro	2.96	3.15	3.64	3.83	3.21
Union City	6.43	5.81	6.96	6.11	5.84	Princeton Boro	1.78	2.04	2.86	2.98	3.04
Weehawken Twp	2.84	3.46	3.78	4.21	4.84	Princeton Twp	2.01	2.70	3.01	3.18	3.19
West New York Town	5.28	4.97	6.42	6.05	5.86	Trenton City	3.50	5.13	7.05	6.82	6.56
						Washington Twp	1.09	2.42	3.44	3.02	2.51
						West Windsor Twp	2.35	2.19	2.70	2.85	2.90

TABLE 11

EQUALIZED PROPERTY TAX RATES

MIDDLESEX COUNTY	1960	1965	1970	1971	1972		1960	1965	1970	1971	1972
Carteret Boro	2.74	2.62	3.76	3.49	3.12	Freehold Twp	2.62	2.81	3.96	4.20	3.96
Cranbury Twp	1.94	1.98	2.81	2.89	2.64	Highland Boro	3.13	3.50	4.65	4.90	5.06
Dunellen Boro	2.16	2.75	3.48	3.54	3.63	Holmdel	2.02	.80	2.46	3.05	2.78
East Brunswick Twp	2.44	3.16	3.51	3.92	3.66	Howell Twp	3.68	3.13	3.19	3.49	3.43
Edison Twp	1.83	2.04	2.75	2.95	2.84	Interlaken Boro	2.52	2.49	2.64	2.37	2.29
Helmetta Boro	1.52	1.52	2.88	2.72	2.69	Keansburg Boro	2.95	3.10	4.56	4.49	4.55
Highland Park Boro	2.84	3.28	3.44	3.73	3.96	Keyport Boro	2.73	3.58	4.26	4.31	4.42
Jamesburg Boro	3.29	3.26	3.90	4.00	3.34	Little Silver Boro	2.46	2.48	3.38	3.41	3.38
Madison Twp	1.99	2.80	4.24	4.39	4.17	Loch Arbour Vill	5.01	4.31	5.34	5.28	5.47
Metuchen Boro	2.89	3.00	3.71	3.63	3.61	Long Branch City	3.10	3.51	4.53	4.31	4.11
Middlesex Boro	2.48	2.76	3.27	3.08	3.15	Manalapan Twp	2.66	2.97	3.76	4.06	4.01
Milltown Boro	1.73	2.15	2.58	2.35	2.63	Manasquan Boro	2.09	2.28	2.71	2.85	2.70
Monroe Twp	2.03	2.76	2.33	2.35	2.46	Marlboro Twp	2.91	2.77	3.51	3.68	4.11
New Brunswick City	2.32	3.04	3.73	3.87	3.62	Matawan Boro	2.49	2.78	3.83	3.88	3.72
North Brunswick Twp	1.38	1.68	2.51	2.15	2.36	Matawan Twp	2.76	2.82	4.02	4.42	4.25
Perth Amboy City	3.35	3.64	4.64	5.00	3.98	Middletown Twp	2.18	2.92	3.59	3.31	3.04
Piscataway Twp	2.13	2.60	3.22	3.50	3.49	Millstone Twp	3.87	2.72	3.01	3.32	3.15
Plainsboro Twp	1.03	1.22	2.13	1.57	1.89	Monmouth Beach Boro	2.70	3.05	3.99	3.94	3.87
Sayreville Boro	1.40	1.77	2.54	2.75	2.43	Neptune Twp	2.37	3.17	4.03	4.23	4.06
South Amboy City	1.61	1.67	2.79	2.72	2.82	Neptune City Boro	2.63	2.72	3.55	3.73	3.88
South Brunswick Twp	2.14	2.93	3.92	3.64	3.71	New Shrewsbury Boro	2.96	3.44	4.21	4.33	4.39
South Plainfield Boro	2.43	2.95	3.30	3.53	3.10	Ocean Twp	2.72	3.53	3.73	3.86	3.93
South River Boro	2.27	2.96	3.25	3.23	3.33	Oceanport Boro	1.99	2.87	3.18	3.17	3.16
Spotswood Boro	1.67	3.01	3.68	3.27	3.08	Hazlet Twp	2.75	3.52	3.75	4.10	3.89
Woodbridge Twp	2.08	2.21	2.87	2.93	3.14	Red Bank Boro	2.35	2.92	3.77	4.00	3.92
MONMOUTH COUNTY						Roosevelt Boro	3.74	4.11	4.57	4.02	3.61
Allenhurst Boro	2.14	2.58	2.66	2.54	2.40	Rumson Boro	2.01	2.40	3.00	3.26	3.52
Allentown Boro	3.59	3.72	4.26	3.94	4.05	Sea Bright Boro	2.39	2.39	3.13	3.47	3.51
Asbury Park City	3.73	3.74	5.22	6.55	6.55	Sea Girt Boro	1.46	1.58	2.00	1.99	2.07
Atlantic Highlands	2.60	2.68	3.71	3.79	3.61	Shrewsbury Boro	2.40	2.29	3.61	3.36	3.31
Avon By the Sea Boro	1.90	2.00	2.52	2.91	2.79	Shrewsbury Twp	7.01	8.37	20.50	9.17	5.61
Belmar Boro	2.08	2.65	3.25	3.01	2.76	South Belmar Boro	2.25	2.86	3.43	3.23	3.56
Bradley Beach Boro	3.14	3.14	4.27	4.28	4.27	Spring Lake Boro	1.49	1.40	1.68	2.08	2.13
Brielle Boro	2.17	2.53	3.17	3.69	3.38	Spring Lake Heights	2.60	2.78	2.98	3.18	3.23
Colts Neck Twp	1.61	1.56	2.62	2.72	2.59	Union Beach Boro	3.23	3.60	4.21	4.69	4.72
Deal Boro	2.90	2.98	3.08	3.15	3.05	Upper Freehold Twp	1.99	1.73	2.52	2.56	2.70
Eatontown Boro	2.34	2.38	3.13	3.49	3.00	Wall Twp	2.61	2.93	3.57	3.83	3.68
Englishtown Boro	2.20	3.79	4.13	3.89	3.89	West Long Branch Boro	2.45	3.06	3.43	3.57	3.49
Fair Haven Boro	2.81	3.20	3.84	4.14	4.02						
Farmingdale Boro	2.48	3.30	4.88	4.42	3.81						
Freehold Boro	2.87	3.50	3.79	4.42	4.37						

TABLE 11
EQUALIZED PROPERTY TAX RATES

MORRIS COUNTY	1960	1965	1970	1971	1972	OCEAN COUNTY	1960	1965	1970	1971	1972
Boonton Town	2.14	2.74	3.17	3.28	3.13	Barneget Light Boro	1.87	1.95	1.82	2.08	1.63
Boonton Twp	1.78	1.84	2.52	2.39	2.28	Bay Head Boro	.99	1.52	1.81	1.82	1.90
Butler Boro	2.18	2.81	2.99	3.52	3.51	Beach Haven Boro	1.80	2.14	2.09	2.04	2.02
Chatham Boro	2.49	2.74	3.12	3.15	2.87	Beachwood Boro	1.65	2.61	3.35	3.43	3.09
Chatham Twp	2.40	2.95	2.88	2.94	3.07	Berkeley Twp	2.76	3.44	3.20	3.36	2.85
Chester Boro	2.56	3.09	2.70	2.96	2.86	Brick Twp	1.87	2.69	3.06	3.03	3.00
Chester Twp	2.21	2.88	3.16	3.05	3.66	Dover Twp	1.59	2.42	3.18	3.13	2.92
Denville Twp	2.24	2.60	3.02	3.08	2.98	Eagleswood Twp	1.76	2.49	3.66	3.22	3.30
Dover Town	2.45	3.32	2.94	3.18	3.36	Harvey Cedars Boro	1.63	2.32	2.00	2.06	1.94
East Hanover Twp	1.57	1.62	1.99	2.37	2.24	Island Heights Boro	3.29	3.22	4.25	4.10	3.73
Florham Park Boro	2.14	2.50	2.53	2.66	2.77	Jackson Twp	2.60	3.21	4.38	4.48	4.26
Hanover Twp	1.97	2.28	2.66	2.55	2.47	Lacey Twp	1.52	1.81	1.60	1.89	1.43
Harding Twp	1.21	1.56	1.64	1.68	1.68	Lakehurst Boro	2.32	3.32	3.03	2.82	3.73
Jefferson Twp	2.05	3.38	3.67	3.61	3.42	Lakewood Twp	2.74	3.56	4.20	4.05	3.90
Kinnelon Boro	2.03	3.26	3.31	3.38	3.26	Lavallette Boro	1.31	1.66	1.57	1.45	1.51
Lincoln Park Boro	2.89	3.25	3.54	3.46	3.69	Little Egg Harbor Twp	1.67	1.73	1.84	1.98	1.77
Madison Boro	2.34	3.00	3.54	3.68	3.51	Long Beach Twp	1.44	1.87	1.81	1.90	1.64
Mendham Boro	2.49	2.67	3.41	3.24	3.48	Manchester Twp	2.89	2.55	2.72	2.77	2.68
Mendham Twp	1.92	2.50	2.93	3.06	3.31	Mantoloking Boro	.82	1.03	1.12	1.44	1.39
Mine Hill Twp	2.00	2.79	3.58	3.76	3.83	Ocean Twp	1.68	1.75	2.07	1.95	2.04
Montville Twp	2.15	2.60	3.13	3.24	3.30	Ocean Gate Boro	2.33	2.87	3.63	3.53	3.45
Morris Twp	2.33	2.44	2.79	3.12	2.87	Pine Beach Boro	1.75	2.43	3.00	3.03	2.96
Morris Plains Boro	2.07	2.43	2.70	2.84	2.55	Plumsted Twp	1.75	2.72	3.33	3.06	3.01
Morristown Twp	2.63	3.15	3.45	3.84	4.22	Point Pleasant Boro	2.02	2.92	2.98	2.83	2.90
Mountain Lakes Boro	3.26	3.84	4.00	4.21	4.39	Point Pleasant Beach	1.70	2.35	2.77	2.92	2.86
Mount Arlington Boro	2.09	2.54	3.09	3.32	3.23	Seaside Heights Boro	1.61	1.58	1.82	1.55	1.63
Mount Olive Twp	2.42	2.66	4.17	3.61	4.01	Seaside Park Boro	1.74	2.02	1.93	1.84	1.83
Netcong Boro	2.08	2.36	2.89	3.38	3.35	Ship Bottom Boro	1.57	2.44	2.24	2.21	2.08
Parsippany-Troy Hills	2.27	2.39	3.07	3.16	3.03	South Toms River Boro	1.27	2.21	3.00	3.00	2.89
Passaic Twp	2.41	3.26	3.51	3.71	3.76	Stafford Twp	2.18	1.93	2.58	2.41	2.28
Pequannock Twp	2.33	2.56	3.12	3.32	3.15	Surf City Boro	1.61	1.98	1.80	1.87	1.67
Randolph Twp	2.22	2.73	3.74	3.79	3.85	Tuckerton Boro	2.03	2.76	3.40	3.46	3.15
Riverdale Boro	1.67	2.32	2.90	2.92	2.61	Union Twp	2.55	3.04	3.07	2.11	2.11
Rockaway Boro	2.48	2.81	3.46	3.54	3.39	PASSAIC COUNTY					
Rockaway Twp	1.95	2.57	3.71	3.83	3.68	Bloomington Boro	1.93	2.88	3.66	3.84	3.82
Roxbury Twp	2.03	2.48	3.35	2.95	3.17	Clifton City	2.06	1.86	2.38	2.45	2.31
Victory Gardens Boro	4.24	3.89	4.62	5.40	5.27	Haledon Boro	2.09	1.98	2.75	2.64	2.68
Washington Twp	2.16	2.93	3.35	3.71	3.53	Hawthorne Boro	2.09	2.35	2.62	2.53	2.71
Wharton Boro	2.48	3.33	3.52	3.54	3.62	Little Falls Twp	2.28	2.28	2.60	3.07	2.57

TABLE 11

EQUALIZED PROPERTY TAX RATES

PASSAIC (continued)	1960	1965	1970	1971	1972		1960	1965	1970	1971	1972
North Haledon Boro	2.32	2.59	2.79	2.76	2.87	Manville Boro	2.13	2.20	3.16	3.26	3.23
Passaic City	3.23	3.08	4.36	4.24	4.22	Millstone Boro	2.21	2.95	3.19	3.65	2.98
Paterson City	3.80	3.74	4.85	5.26	5.25	Montgomery Twp	1.35	2.01	2.85	3.02	3.10
Pompton Lakes Boro	2.46	2.74	3.82	3.95	3.99	North Plainfield Boro	2.60	2.79	3.51	3.44	3.40
Prospect Park Boro	2.06	2.13	2.81	2.88	3.02	Peapack Gladstone Boro	1.95	2.25	2.15	2.37	2.29
Ringwood Boro	2.13	2.72	3.33	3.59	3.40	Raritan Boro	2.32	2.62	3.29	3.24	2.93
Totowa Boro	2.14	2.17	2.68	2.62	2.63	Rocky Hill Boro	1.24	2.15	3.24	2.94	2.80
Wanaque Boro	2.67	2.69	3.36	3.41	3.63	Somerville Boro	2.54	2.66	4.00	3.88	3.75
Wayne Twp	2.04	2.31	3.02	3.02	3.00	South Bound Brook Boro	2.36	3.26	3.81	4.19	3.94
West Milford Twp	2.06	2.49	3.54	3.47	3.45	Warren Twp	2.01	2.41	3.06	3.18	3.32
West Paterson Boro	2.10	2.26	2.96	3.08	2.81	Watchung Boro	1.77	2.10	2.59	2.54	2.87
SALEM COUNTY						SUSSEX COUNTY					
Alloway Twp	2.12	2.50	2.68	2.20	2.91	Andover Boro	3.34	2.38	3.75	4.11	3.63
Elmer Boro	2.97	3.12	3.74	3.70	3.69	Andover Twp	2.72	2.63	3.74	3.44	3.85
Elsinboro Twp	2.58	4.77	3.77	3.85	3.61	Branchville Boro	2.08	2.59	3.80	2.81	3.23
Lower Alloways Creek	2.64	2.77	4.08	1.06	1.28	Byram Twp	2.10	2.43	3.22	3.85	4.19
Mannington Twp	2.03	2.43	3.12	2.39	2.93	Frankford Twp	2.68	3.07	3.25	3.41	3.34
Oldmans Twp	2.75	1.65	3.20	2.09	3.31	Franklin Boro	2.84	3.90	4.58	3.47	3.80
Penns Grove Boro	3.44	3.45	5.17	5.38	5.27	Fredon Twp	1.83	2.24	3.36	3.36	3.30
Pennsville Twp	1.68	1.28	2.66	2.91	2.95	Green Twp	2.40	2.66	3.98	4.27	3.84
Pilesgrove Twp	2.36	2.14	3.03	2.64	3.36	Hamburg Boro	3.21	3.05	4.27	4.31	3.64
Pittsgrove Twp	2.29	2.86	3.77	3.49	3.26	Hampton Twp	1.84	1.96	3.25	3.00	2.71
Quinton Twp	3.16	2.92	3.46	3.09	3.03	Hardyston Twp	2.09	2.65	3.53	4.01	2.86
Salem City	3.06	4.17	5.59	5.09	6.47	Hopatcong Boro	1.85	2.71	4.10	4.40	4.27
Upper Penns Neck Twp	2.59	2.78	4.56	4.28	4.82	Lafayette Twp	3.62	2.46	3.72	3.09	3.30
Upper Piittsgrove Twp	2.01	3.20	3.66	3.31	2.93	Montague Twp	1.22	2.29	1.91	2.30	2.08
Woodstown Boro	2.57	3.09	3.74	3.30	3.87	Newton Town	2.53	3.31	3.98	4.22	4.27
SOMERSET COUNTY						Ogdensburg Boro	2.01	2.15	4.57	2.87	3.61
Bedminster Twp	1.26	1.63	1.56	1.63	1.66	Sandyston Twp	2.28	1.70	2.30	2.30	2.13
Bernards Twp	2.19	2.94	3.42	3.38	3.26	Sparta Twp	2.39	3.02	3.81	4.21	4.03
Bernardsville Boro	1.80	2.13	2.65	2.77	2.62	Stanhope Boro	2.68	2.99	4.44	4.95	4.57
Bound Brook Boro	2.71	3.25	3.62	3.54	3.59	Stillwater Twp	1.74	1.74	2.92	3.03	3.10
Branchburg Twp	2.03	2.52	2.61	2.77	2.59	Sussex Boro	2.77	3.73	5.55	5.61	5.29
Bridgewater Twp	1.35	1.91	2.70	2.82	2.80	Vernon Twp	1.78	1.72	2.81	2.99	2.93
Far Hills Boro	1.29	1.56	1.80	1.78	1.43	Walpack Twp	2.34	1.86	1.70	2.01	2.15
Franklin Twp	2.11	2.58	3.17	3.25	3.53	Wantage Twp	1.72	2.03	3.06	3.12	3.00
Green Brook Twp	2.40	2.32	3.46	3.40	3.49						
Hillsborough Twp	1.54	2.24	2.60	3.29	3.31						

TABLE 11
EQUALIZED PROPERTY TAX RATES

UNION COUNTY	<u>1960</u>	<u>1965</u>	<u>1970</u>	<u>1971</u>	<u>1972</u>		<u>1960</u>	<u>1965</u>	<u>1970</u>	<u>1971</u>	<u>1972</u>
Berkeley Heights Twp	2.06	2.70	2.93	3.05	3.07	Mansfield Twp	2.30	2.78	3.18	3.01	2.92
Clark Twp	1.77	2.28	2.96	3.11	3.07	Oxford Twp	2.57	3.57	4.00	4.01	3.68
Cranford Twp	2.24	2.85	3.02	3.17	3.11	Pahaquarry Twp	3.20	1.42	2.85	.51	.66
Elizabeth City	2.94	2.85	3.85	3.89	4.07	Phillipsburg Town	2.81	3.13	4.21	4.46	4.16
Fanwood Boro	2.47	3.06	3.89	3.76	3.65	Pohatcong Twp	2.24	2.41	2.86	3.01	3.03
Garwood Boro	2.36	2.51	2.80	3.23	2.94	Washington Boro	2.61	3.33	4.10	3.70	3.37
Hillside Twp	2.07	2.39	3.35	3.53	3.04	Washington Twp	1.92	3.20	2.54	3.34	3.00
Kenilworth Boro	1.84	1.93	2.33	2.51	2.26	White Twp	.00	.00	2.48	2.81	2.43
Linden City	1.44	1.56	2.16	2.25	2.22						
Mountainside Boro	2.05	2.39	2.83	2.66	2.75						
New Providence Boro	2.48	2.84	3.13	3.29	3.18						
Plainfield City	3.10	3.38	5.26	5.33	5.03						
Rahway City	2.63	2.84	3.26	3.52	3.44						
Roselle Boro	2.55	2.55	3.25	3.58	3.48						
Roselle Park Boro	2.18	2.69	3.45	3.60	3.15						
Scotch Plains Twp	2.35	2.80	3.50	3.64	3.56						
Springfield Twp	2.22	2.67	3.08	3.17	3.17						
Summit City	1.94	2.38	2.79	2.88	2.75						
Union Twp	1.67	1.83	2.34	2.45	2.21						
Westfield Town	2.52	2.71	3.10	3.11	3.08						
Winfield Twp	15.70	16.93	21.12	20.09	19.53						
WARREN COUNTY											
Allamuchy Twp	1.49	2.40	3.41	3.06	2.92						
Alpha Boro	2.48	2.85	3.68	3.74	3.42						
Belvidere Town	2.54	3.09	2.87	3.96	3.63						
Blairstown Twp	2.55	2.10	.80	.83	.80						
Franklin Twp	1.84	2.28	2.87	3.56	2.79						
Frelinghuysen Twp	1.87	1.83	3.21	3.16	2.95						
Greenwich Twp	2.22	2.19	3.39	3.17	3.39						
Hackettstown Town	2.73	3.32	4.17	4.74	4.28						
Hardwick Twp	1.80	1.57	2.83	2.16	2.08						
Harmony Twp	2.10	2.58	3.46	3.54	3.18						
Hope Twp	1.90	2.98	2.76	2.82	2.42						
Independence Twp	2.39	3.15	3.62	3.54	3.07						
Knowlton Twp	1.75	2.48	3.21	3.52	2.80						
Liberty Twp	2.64	2.81	3.32	3.77	2.95						
Lopatcong Twp	1.89	2.22	1.98	2.59	2.80						

TABLE 12: FINANCES OF MUNICIPALLY OPERATED UTILITIES

This table reports the revenues and expenditures of municipally operated utilities in summary since 1963 and in detail for 1972. These operations are independent of the municipality, and are not shown in the municipal data on the preceding pages.

Utility Type Codes: 1-Water 2-Sewer 3-Airport 4-Beach Front 5-Water & Sewer 6-Harbor 7-Electric 8-Parking 9-Swimming Pool

	TYPE	SURPLUS ANTICIPATED	OPERATING FROM PROPERTY INCOME TAXES	SURPLUS TO MUNICIPALITY	OPERATING COSTS	DEBT SERVICE	CAPITAL IMPROVEMENTS	TOTAL REVENUE	TOTAL EXPENDITURES	
A										
T	Atlantic City	1	155,989.71	565,257.95	1,402.97	651,329.91	14,904.58	99,500.00	722,650.63	765,734.49
L	Brigantine City	5		349,088.65		218,150.35	120,391.67	36,800.00	349,088.65	375,342.02
A	Egg Harbor City	5	5,000.00	98,520.19	7,995.59	73,000.00	39,165.00		111,515.78	112,165.00
N	Hammonton Town	1	21,276.89	146,313.68		102,300.00	27,382.50	41,117.50	167,590.57	170,500.00
T	Hammonton Town	2	33,000.00	183,869.35		144,502.75	62,497.25	19,000.00	221,869.35	228,000.00
I	Margate City	1		136,080.77	24,300.00	66,423.50	25,000.00		106,080.77	115,723.50
C	Pleasantville City	2	30,000.00	291,062.44		166,480.00	83,057.47		321,062.44	249,537.47
	Allendale Boro	1	23,000.00	114,243.76		65,550.00	27,045.52	5,179.48	137,243.76	97,775.00
	Allendale Boro	2	73,000.00	253,789.52		107,286.00	117,083.75	5,630.25	326,789.52	230,000.00
	Creskill Boro	9	7,637.50	73,724.50		52,261.55	26,812.50		81,362.00	79,074.05
	Elmwood Park Boro	1		211,911.40	101,824.96	373,948.00	14,876.96		333,736.76	388,824.96
	Emerson Boro	2	60,016.07	113,105.46		93,636.00	73,904.85	7,950.00	173,121.53	175,490.85
	Englewood City	2	19,100.00	306,759.13		321,594.06			325,859.13	321,594.06
	Fair Lawn Boro	1	5,000.00	664,991.20		582,700.83	23,199.17	40,100.00	669,991.20	646,000.00
	Garfield City	1	5,000.00	544,057.34		497,171.98	53,158.80		550,330.78	550,330.78
	Hackensack City	9	23,107.00	154,901.29		70,984.83	33,122.17	34,000.00	178,008.29	138,107.00
	Hohokus Boro	1	3,930.00	55,251.07		71,730.00	11,500.00	10,600.00	100,181.07	93,830.00
	Leonia Boro	9		52,431.72		29,994.35	18,494.25	1,785.00	52,431.72	50,273.60
	Lodi Boro	1		451,595.59	203,112.73	516,536.46	116,171.86	22,000.00	654,708.32	654,708.32
	Lyndhurst Twp	1	210,000.00	492,049.51	369,200.00	354,300.00	5,500.00		702,049.51	729,000.00
B	Mahwah Twp	1	145,533.14	297,751.05		207,949.14	139,434.00	73,200.00	443,434.19	420,583.14
E	Maywood Boro	2		27,322.26	113,067.71	139,451.30		4,000.00	140,889.97	143,451.30
R	Maywood Boro	9	1,205.38	71,918.25		38,685.21	31,409.38	265.00	73,123.63	70,359.59
G	Moonachie Boro	2		132,269.30		72,587.98	38,841.82		132,269.30	111,429.80
E	North Arlington Boro	1		325,855.71		300,550.00	9,037.96		325,855.71	309,587.96
N	Oakland Boro	1	13,483.69	320,297.76		232,055.97	91,587.72		338,781.45	323,643.69
	Oakland Boro	2		9,186.86	12,780.50	20,260.00	5,020.50		21,967.36	25,280.50
	Palisades Park Boro	9	42,101.02	251,580.91		174,085.06	64,015.96	14,000.00	293,681.93	252,101.02
	Paramus Boro	2	28,700.00	1,241,804.61		517,023.11	696,734.31	14,600.00	1,270,504.61	1,228,357.42
	Paramus Boro	9	17,995.25	165,467.61		107,839.00	60,156.25	13,000.00	183,462.86	180,995.25
	Park Ridge Boro	1	44,986.93	199,710.70	30,000.00	137,043.00	26,343.93	21,200.00	244,597.63	214,586.93
	Park Ridge Boro	7	52,979.00	627,881.07	30,000.00	570,579.00		21,200.00	680,860.07	621,779.00
	Park Ridge Boro	9	11,200.00	82,586.28		43,500.00	25,000.00	9,700.00	93,786.28	78,200.00
	Ramsey Boro	5		702,920.66	120,000.00	403,286.25	404,324.51	1,000.00	822,920.66	808,610.76
	Ramsey Boro	9		69,327.13		46,695.03	23,420.31	842.34	69,327.13	70,957.68
	Ridgefield Boro	9	30,767.61	91,571.51		65,600.00	49,567.61	5,000.00	122,439.12	120,567.61
	Ridgewood Twp	1	440,819.49	1,191,250.41	1,351.08	1,187,094.00	193,576.57	339,978.75	1,633,420.98	1,720,649.32
	Ridgewood Twp	8	15,300.00	90,485.34		89,355.00	12,430.77	44.23	105,785.34	101,830.00
	Ridgewood Twp	9	36,200.00	66,325.45		79,584.00		1,266.00	102,525.45	80,850.00
	Saddle Brook Twp	1		272,795.93		255,622.00	5,716.04		272,795.93	261,338.04
	Waldwick Boro	1	15,585.48	184,288.67		138,825.00	3,186.88	63,000.00	199,974.15	205,011.88
	Wallington Boro	1		110,569.29	11,981.17	92,750.00	35,372.71		110,569.29	140,103.88
	Wyckoff Twp	2		42,957.16	7,852.84	50,850.00			50,850.00	50,850.00
B	Bordentown City	1	4,611.75	242,320.89		195,903.25	15,900.20	35,400.00	246,932.64	247,203.45
U	Bordentown City	2	10,000.00	171,622.97		103,927.75	45,861.89	10,000.00	181,622.97	159,789.64
R	Bordentown Twp	2	52,000.00	215,181.04		97,137.50	114,024.58	18,000.00	267,181.04	229,162.08
L	Burlington City	1	67,000.00	350,956.95		265,962.66	31,506.34	120,000.00	417,956.95	417,469.00

TABLE 12: FINANCES OF MUNICIPALLY OPERATED UTILITIES

This table reports the revenues and expenditures of municipally operated utilities in summary since 1963 and in detail for 1972. These operations are independent of the municipality, and are not shown in the municipal data on the preceding pages.

Utility Type Codes: 1-Water 2-Sewer 3-Airport 4-Beach Front 5-Water & Sewer 6-Harbor 7-Electric 8-Parking 9-Swimming Pool

	TYPE	SURPLUS ANTICIPATED	OPERATING INCOME	FROM PROPERTY TAXES	SURPLUS TO MUNICIPALITY	OPERATING COSTS	DEBT SERVICE	CAPITAL IMPROVEMENTS	TOTAL REVENUE	TOTAL EXPENDITURES
Burlington City	2	51,600.00	137,014.75			149,600.00		50,000.00	198,614.75	199,600.00
Burlington Twp	2	31,054.00	255,308.97			141,681.00	116,373.00	22,000.00	288,362.97	280,054.00
B Fieldsboro Boro	1	1,900.00	10,496.79			11,600.00		400.00	12,396.79	12,000.00
U Florence Twp	5	25,000.00	260,163.44			179,024.62	44,632.50	25,000.00	285,163.44	248,657.12
R Maple Shade Twp	1	34,000.00	253,040.07			148,205.00	59,650.00	63,500.00	287,040.07	271,355.00
L Maple Shade Twp	2	21,940.00	324,125.61			105,340.00	77,600.00	4,000.00	346,065.61	186,940.00
I Medford Twp	2	24,516.09	280,865.27			71,641.09	130,675.00	8,200.00	305,381.36	210,516.09
N Moorestown Twp	1	133,547.00	337,427.31			302,428.00	72,579.00	45,740.00	475,974.31	420,747.00
G Moorestown Twp	2	106,193.00	274,473.58			197,223.00	118,610.00	7,270.00	380,666.58	323,103.00
T Pemberton Boro	5	4,000.00	59,690.10			52,800.06	9,443.88		67,690.10	62,243.94
O Pemberton Boro	7	27,800.00	119,159.34			123,139.81		10,000.00	146,959.34	133,139.81
N Pemberton Twp	5	22,985.25	174,113.65			100,900.00	14,152.37	37,125.00	197,098.90	152,177.37
Barrington Boro	2	14,500.00	90,210.31			95,862.94	11,410.00		104,710.31	107,272.94
Bellmawr Boro	1	12,000.00	151,785.87	9,084.05		105,059.03	46,099.97	12,668.00	172,869.92	163,827.00
Berlin Boro	1	3,000.00	150,179.52			869,267.00	35,285.63	28,500.00	153,179.52	148,855.44
Berlin Boro	2	48,500.00	137,174.05			51,990.00	107,625.50	15,000.00	185,674.05	174,615.50
Brooklawn Boro	1	2,000.00	24,858.69			24,858.85			26,858.69	24,498.85
Camden City	1	15,000.00	1,479,349.58			1,417,914.13	357,280.87		1,494,849.58	1,775,195.00
C Camden City	2		1,692,450.56			1,079,704.73	666,609.94	50,000.00	1,692,450.56	1,796,314.67
A Cherry Hill Twp	2	402,000.00	1,769,245.79			869,267.00	379,319.22	248,675.00	2,171,245.79	1,497,261.22
M Clementon Boro	1	25,000.00	123,791.75			87,100.00	27,251.11	9,500.00	148,791.75	123,851.11
D Collingswood Boro	1	23,400.00	232,564.78		10,000.00	318,362.92	100,645.00	2,000.00	260,964.78	431,007.92
E Collingswood Boro	2	25,296.25	158,557.77						183,854.02	
N Gloucester City	1	18,480.00	194,377.48			203,250.00	26,310.00		212,857.48	229,560.00
Haddon Twp	1	71,000.00	141,333.00			195,900.00	425.00	11,000.00	212,333.00	207,325.00
Haddon Twp	2		151,517.84			146,000.00			151,517.84	146,000.00
Haddonfield Boro	5	30,600.00	343,751.35			273,130.82	100,687.85	5,000.00	374,351.35	378,818.67
Lawnside Boro	2	20,696.93	71,350.28			47,285.50	25,015.00	2,701.00	92,047.21	75,001.50
Mount Ephraim Boro	1	14,000.00	70,923.41		12,000.00	66,198.38		2,558.57	84,923.41	80,756.95
Somerdale Boro	2	15,524.25	102,442.40			104,805.77	12,713.37		117,966.65	117,515.14
Voorhees Twp	2	157,947.81	100,687.55		3,500.00	75,784.59	96,750.00	15,331.25	258,635.36	191,365.84
C Avalon Boro	1	10,000.00	284,906.20			99,000.00	40,562.50	105,000.00	294,906.20	244,562.50
A Cape May City	5		231,723.56	47,673.00		218,153.63	65,424.37	20,745.00	279,396.56	304,323.00
P Ocean City City	2		65,245.00				58,565.09		65,245.00	58,565.09
E Sea Isle City	5	78,740.00	229,709.21			113,446.50		61,609.09	308,449.21	175,055.59
Stone Harbor Boro	1		98,320.60			57,000.00		22,000.00	98,320.60	79,000.00
M West Cape May Boro	2	5,144.01	20,102.08			26,544.01			25,246.09	26,544.01
A West Wildwood Boro	1	3,000.00	23,202.29			25,300.00			26,202.29	25,300.00
Y Wildwood City	1		654,393.59		85,801.70	451,900.00	97,228.33	26,934.10	659,393.59	661,864.13
Woodbine Boro	3		7,458.00			5,028.71		1,098.98	7,458.00	6,127.69
C Bridgeton City	5	50,000.00	452,326.07			640,113.21	213,137.35	12,000.00	1,002,326.07	865,250.56
U Millville City	1	25,000.00	524,757.12			256,208.22	94,646.54	55,000.00	549,757.12	405,854.76
M Millville City	2	154,549.95	363,298.02	83,800.00		312,141.14	277,273.33	8,635.48	616,647.97	598,049.95
B Millville City	3	17,000.00	71,368.05			71,894.79	6,405.21		88,368.05	78,300.00
E Vineland City	5	212,000.00	679,911.95			352,295.81	180,446.41	160,037.11	891,911.85	692,779.33
R Vineland City	7	325,000.00	7,600,476.68			5,461,030.02	1,338,676.58	508,290.30	7,925,476.68	7,307,996.90

TABLE 12: FINANCES OF MUNICIPALLY OPERATED UTILITIES

This table reports the revenues and expenditures of municipally operated utilities in summary since 1963 and in detail for 1972. These operations are independent of the municipality, and are not shown in the municipal data on the preceding pages.

Utility Type Codes: 1-Water 2-Sewer 3-Airport 4-Beach Front 5-Water & Sewer 6-Harbor 7-Electric 8-Parking 9-Swimming Pool

		SURPLUS TYPE ANTICIPATED	OPERATING FROM PROPERTY INCOME TAXES	SURPLUS TO MUNICIPALITY	OPERATING COSTS	DEBT SERVICE	CAPITAL IMPROVEMENTS	TOTAL REVENUE	TOTAL EXPENDITURES
	Belleville Town	1	693,991.46		622,425.00	74,300.00	42,720.00	693,991.46	739,445.00
	Bloomfield Town	1	795,842.48		660,561.00	1,000.00	112,000.00	795,842.48	773,561.00
	Caldwell Boro	1	145,925.15		141,125.31		15,000.00	145,925.15	156,125.31
	Cedar Grove Twp	1	4,135.00		199,668.00	14,467.00	7,000.00	222,463.30	221,135.00
	Cedar Grove Twp	2	39,840.50		139,973.00	41,867.50	38,000.00	259,939.36	219,840.50
	Cedar Grove Twp	9	6,253.00		43,455.00	31,798.00	9,500.00	78,636.63	84,753.00
	East Orange City	1	127,615.66	1,390,679.22	100,000.00	1,162,042.06	49,849.50	1,311,891.56	1,311,891.56
	Essex Falls Boro	1	15,000.00	268,582.61		235,927.68	15,328.13	25,000.00	283,582.61
	Fairfield Boro	1	525.75	142,198.05	35,016.20	55,200.00	85,440.00	177,740.00	185,140.00
E	Fairfield Boro	2		74,418.75	128,742.67	74,645.83	67,600.00	202,846.42	209,992.25
S	Glen Ridge Boro	1	30,000.00	134,914.04		98,100.00	62,000.00	164,914.04	160,100.00
S	Livingston Twp	1	154,424.63	526,475.37		384,379.00	46,095.63	253,950.00	684,424.63
E	Livingston Twp	9	33,329.27	117,411.00		130,297.74	23,606.33	147,740.27	153,904.07
X	Maplewood Twp	9	444.50	171,507.57		78,398.10	74,402.15	171,952.07	155,016.11
	Montclair Town	1		783,879.27		660,007.89	49,073.41	783,879.27	709,081.30
	Newark City	1	1,353,400.00	8,141,580.62	425,000.00	406,388.00	7,315,021.55	1,730,517.73	9,919,980.62
	North Caldwell Boro	1	12,570.93	103,385.04		93,281.11	16,160.00	115,955.97	125,846.11
	Nutley Town	1	50,000.00	384,248.70		400,760.00	100.00	434,248.70	435,866.00
	Orange City	1	51,055.92	693,379.94		651,968.00	99,187.92	744,135.86	751,155.92
	Roseland Boro	1	11,455.00	67,683.93		83,685.00	5,720.00	79,138.93	90,405.00
	Roseland Boro	2		83,371.46	38,223.28	76,095.10	58,528.18	121,594.74	134,623.28
	South Orange Village	1	60,000.00	429,693.48		336,989.00	89,791.50	489,693.48	456,849.50
	Verona Boro	1	17,140.87	354,322.64		257,329.00	99,811.87	371,463.51	367,140.87
	Verona Boro	9	9,000.00	120,099.71		79,750.00	39,325.00	129,099.71	119,075.00
	West Caldwell Boro	1	45,000.00	306,174.14		238,191.59	30,000.00	351,174.14	344,350.55
	West Orange Town	9	7,184.13	67,202.67	14,336.17	38,007.97	50,715.00	88,722.97	88,722.97
	Clayton Boro	1	1,388.95	56,930.13		48,504.57	7,337.53	2,446.85	58,288.95
	Deptford Twp	2		6,637.18		6,000.00		6,637.18	6,000.00
	East Greenwich Twp	1	12,360.84	35,720.77		20,152.50	3,160.00	12,500.00	48,081.61
G	Glassboro Boro	5	57,913.98	356,248.35		269,197.73	42,855.25	175,360.00	424,162.37
L	Greenwich Twp	1		65,377.47	44,643.94	94,526.41	1,000.00	15,000.00	110,526.41
O	National Park Boro	1		44,027.22		26,857.92	11,200.00	6,400.00	44,027.22
U	Newfield Boro	1	12,250.32	42,804.92		31,369.22	12,700.00	10,497.98	54,557.20
C	Paulsboro Boro	5	14,860.79	175,136.79		157,066.04	19,702.50	11,692.25	189,997.58
E	Pitman Boro	5	53,677.06	243,604.76		200,100.61	23,576.45	60,000.00	307,281.82
S	Swedesboro Boro	5	205.49	103,952.21	4,667.78	69,111.51	38,750.00	5,000.00	108,825.48
T	Wenonah Boro	1	12,350.00	24,105.83	2,680.00	19,380.00	12,357.75	39,135.83	31,737.75
E	Wenonah Boro	2	13,922.00	48,153.50	3,635.00	18,595.00	15,447.00	65,710.50	49,742.00
R	West Deptford Twp	5	67,972.00	388,782.90		199,907.76	124,564.25	69,500.00	456,754.90
	Westville Boro	1		130,895.62		86,239.42	17,837.58	4,000.00	130,895.62
	Woodbury City	5		375,649.42		310,000.00	100.00	60,000.00	375,649.42
	Woodbury Heights Boro	1	6,000.00	55,137.51		39,500.00	2,426.13	16,000.00	61,137.51
	Woodbury Heights Boro	2		81,326.19		50,584.69	6,037.92	10,000.00	80,026.19
H	Bayonne City	5	4,169.72	2,059,081.68		1,739,975.92	120,348.74	2,063,251.40	1,860,324.66
U	East Newark Boro	1	3,898.93	20,130.77		27,025.91		24,029.70	27,025.91
D	Harrison Town	1		486,269.24		476,734.00		486,269.24	476,734.00
S	Hoboken City	1	416,000.00	1,385,429.70	103,410.63	1,896,500.00	9,500.00	1,904,840.33	1,906,000.00
O	Hoboken City	2	720,412.42	60,000.00	50,531.90	316,769.37	553,216.86	830,944.32	869,986.23
N	Jersey City	1		5,145,318.90		2,796,720.00	968,340.00	100,000.00	5,145,318.90

TABLE 12: FINANCES OF MUNICIPALLY OPERATED UTILITIES

This table reports the revenues and expenditures of municipally operated utilities in summary since 1963 and in detail for 1972. These operations are independent of the municipality, and are not shown in the municipal data on the preceding pages.

Utility Type Codes: 1-Water 2-Sewer 3-Airport 4-Beach Front 5-Water & Sewer 6-Harbor 7-Electric 8-Parking 9-Swimming Pool

	TYPE	SURPLUS ANTICIPATED	OPERATING INCOME	FROM PROPERTY TAXES	SURPLUS TO MUNICIPALITY	OPERATING COSTS	DEBT SERVICE	CAPITAL IMPROVEMENTS	TOTAL REVENUE	TOTAL EXPENDITURES
H U	Kearny Town	1	1,034,359.77			413,002.98	141,347.93	265,402.76	1,084,359.77	819,753.67
D	North Bergen Twp	2	1,436.00	138,782.57		72,976.00	70,150.00		140,218.57	143,126.00
	Bloombsbury Boro	1	3,300.00	14,955.36		11,844.45	5,750.00	473.50	18,259.36	18,067.95
H	Clinton Town	1	29,460.42	104,135.21		107,774.80	16,685.62		133,595.63	124,460.42
U	Clinton Town	2	129,454.14	59,592.87		69,565.00	77,528.65		189,047.01	147,093.65
N	Flemington Boro	1	53,618.99	121,808.54		72,657.34	91,025.63	7,704.21	175,427.53	171,387.18
T	Frenchtown Boro	2	5,000.00	48,856.14		18,620.01	28,162.50	4,000.00	53,856.14	50,782.51
E	Glen Gardner Boro	1	904.47	5,942.45		7,016.97	2,387.50		6,846.92	9,404.47
R	High Bridge Boro	1	6,800.00	38,243.69		23,800.00		15,000.00	45,043.69	38,800.00
D	High Bridge Boro	2	24,867.99	120,932.23		54,087.99	43,280.00	5,500.00	145,800.22	102,867.99
O	Holland Twp	2	22,000.00	67,786.59		39,323.55	35,776.45		89,786.59	75,100.00
N	Milford Boro	1	8,169.83	25,579.84		21,869.83		11,000.00	33,749.67	32,865.83
	Milford Boro	2	29,238.42	97,768.75		50,685.88	57,698.90		127,007.17	108,384.78
	Stockton Boro	1		13,754.08		8,000.00	25.00	3,500.00	13,754.08	11,525.00
M	Hamilton Twp	2	213,638.50	1,593,328.91	10,000.00	782,409.14	787,572.01	103,300.00	1,821,967.41	1,673,281.15
E	Hightstown Boro	5	41,662.00	261,868.84		163,987.30	44,245.37	54,650.00	303,530.84	262,882.67
R	Hopewell Boro	1		35,289.27	1,554.30	24,100.00		13,500.00	36,843.57	37,600.00
C	Pennington Boro	1	1,600.00	42,572.52		26,809.00	9,391.00	8,000.00	44,172.52	44,200.00
E	Trenton City	1		3,482,934.46	84,727.17	2,367,354.03	845,630.99	139,995.24	3,567,661.63	3,352,980.26
	Cranbury Twp	1	10,000.00	41,509.16		25,934.00	13,666.00	9,500.00	51,509.16	49,100.00
	East Brunswick Twp	1	17,521.33	699,157.83		682,128.00	144,393.33		716,679.16	826,521.33
	East Brunswick Twp	9	22,838.00	56,752.90		72,588.00		7,950.00	79,590.90	80,538.00
	Edison Twp	1	10,000.00	1,012,689.23		772,175.56	91,338.02	44,400.00	1,022,689.23	907,913.58
	Highland Park Boro	5		435,560.81		317,074.96	6,314.74	39,000.00	405,560.81	362,389.70
	Metuchen Boro	9	1,144.96	77,877.99		38,350.00	35,519.00	169.50	79,022.95	74,038.50
	Middlesex Boro	9	4,297.50	54,173.45		39,000.00	22,297.50		58,470.95	61,297.50
M	Milltown Boro	1		152,777.06	13,140.00	98,750.00	7,000.00	5,000.00	152,777.06	123,890.00
I	Milltown Boro	7	50,000.00	859,894.40	162,900.00	626,570.00	7,939.00	20,000.00	909,894.40	817,409.00
D	New Brunswick City	1	25,000.00	1,286,776.41		974,283.00	117,567.00	162,600.00	1,311,776.41	1,254,450.00
D	North Brunswick Twp	1		399,595.78	139,602.22	309,250.00	215,948.00	20,000.00	539,198.00	545,198.00
L	North Brunswick Twp	2		279,420.10		255,500.00		20,000.00	279,420.10	308,000.00
E	Perth Amboy City	1	124,097.33	1,231,688.81	184,812.50	782,904.00	230,141.24	290,000.00	1,540,598.64	1,453,045.24
S	Piscataway Twp	2	74,461.77	831,736.79		388,000.00	437,661.77	50,000.00	906,198.56	875,661.77
E	Sayreville Boro	1	156,666.00	724,455.39		420,200.00	252,499.59	186,500.00	881,121.35	859,199.59
X	South Amboy City	1	20,369.00	169,810.51		184,615.00	15,254.00		190,179.51	199,869.00
	South Brunswick Twp	5	202,392.00	1,236,226.54		297,726.00	950,866.73	75,000.00	1,488,618.54	1,323,592.73
	South Plainfield Boro	2	6,000.00	10,829.51		295,047.92	247,010.63	2,000.00	616,829.51	544,058.55
	South River Boro	1	30,000.00	170,928.39		188,105.00	21,025.00	6,250.00	200,928.39	215,380.00
	South River Boro	2	5,000.00	30,845.00		28,045.00		6,000.00	35,845.00	34,045.00
	South River Boro	7	90,000.00	759,033.51	77,350.13	647,975.75	104,676.25	28,000.00	849,033.51	858,002.13
	Spotswood Boro	5	2,876.00	278,598.56		163,000.00	110,885.92	7,500.00	281,474.56	281,385.52
	Woodbridge Twp	1		1,841.50	17,718.94	19,560.44			19,560.44	15,560.44
	Woodbridge Twp	9		63,640.00		39,303.60	7,105.35		63,640.00	46,408.95
	Allenhurst Boro	5	23,400.00	73,334.99	19,000.00	61,400.00	11,000.00	15,000.00	101,734.99	106,400.00
M	Allentown Boro	1	5,100.00	27,618.31		19,350.00	1,053.33	8,150.00	32,718.31	28,553.33
O	Allentown Boro	2		44,020.63	10,000.00	20,950.00	24,250.00	6,800.00	54,020.63	52,000.00
N	Asbury Park City	1	38,000.00	219,960.46	63,632.58	181,013.67	17,006.33		257,960.46	261,652.58
	Asbury Park City	4	80,000.00	388,732.20	223,929.00	687,125.91		30,945.09	968,732.20	942,000.00
	Atlantic Highlands Boro	5	17,000.00	164,935.89		133,334.94	35,189.62	10,075.44	181,939.89	178,600.00

TABLE 12: FINANCES OF MUNICIPALLY OPERATED UTILITIES

This table reports the revenues and expenditures of municipally operated utilities in summary since 1963 and in detail for 1972. These operations are independent of the municipality, and are not shown in the municipal data on the preceding pages.

Utility Type Codes: 1-Water 2-Sewer 3-Airport 4-Beach Front 5-Water & Sewer 6-Harbor 7-Electric 8-Parking 9-Swimming Pool

		SURPLUS TYPE. ANTICIPATED	OPERATING INCOME	FROM PROPERTY TAXES	SURPLUS TO MUNICIPALITY	OPERATING COSTS	DEBT SERVICE	CAPITAL IMPROVEMENTS	TOTAL REVENUE	TOTAL EXPENDITURES
	Atlantic Highlands Boro	6	4,828.00			214,613.12	13,076.00	32,638.88	350,853.95	260,328.00
	Avon-By-The-Sea Boro	1	7,408.75			49,864.00	2,308.75		49,802.89	52,172.75
	Belmar Boro	5				231,500.00	12,410.41	15,400.00	232,664.82	259,310.41
	Brielle Boro	1				44,568.25	22,536.75	6,000.00	73,193.25	73,105.00
	Englishtown Boro	1	3,593.75			24,700.00	12,393.75	3,000.00	39,480.31	40,093.75
	Farmingdale Boro	1	5,512.39			40,021.55	10,740.84	500.00	68,389.33	51,262.35
	Freehold Boro	5	103,233.00			349,851.00	64,032.00	31,400.00	551,943.42	445,283.00
	Freehold Twp	1	52,000.00			138,900.00	155,400.00	68,850.00	366,357.53	363,150.00
	Highlands Boro	5	17,150.00			97,500.00	16,000.00	15,300.00	126,778.38	128,800.00
	Holmdel Twp	9				30,000.00		11,000.00	37,150.80	41,000.00
M	Keansburg Boro	5				308,686.03	102,733.94		379,210.97	411,419.97
O	Keyport Boro	1	32,295.05	36,202.02		127,413.04	20,000.00	21,882.05	190,731.45	169,295.09
N	Manalapan Twp	1				9,875.00		3,640.00	16,867.84	13,515.00
M	Manasquan Boro	4				268,053.34			293,482.54	268,053.34
O	Manasquan Boro	5	61,302.01			133,338.34	7,970.78	78,456.13	264,473.15	219,765.25
U	Matawan Boro	5	13,828.61			242,402.84	85,225.77	54,200.00	414,835.15	381,828.61
T	Matawan Twp	1	97,690.00			146,640.00	31,550.00		201,498.70	178,190.00
H	Neptune Twp	2	1,000.00	53,516.53		263,333.07	153,174.00	30,914.39	154,112.38	447,421.46
	Neptune City Boro	2				31,868.58	7,403.57	1,000.00	57,811.43	40,272.15
	Hazlet Twp	9	31,702.50			87,000.00	54,702.50		150,820.00	141,702.50
	Red Bank Boro	5	215,058.25			480,850.00	107,858.25	26,000.00	690,965.70	614,708.25
	Roosevelt Boro	5	6,000.00			28,291.25	3,708.75		37,445.16	32,000.00
	Sea Girt Boro	1	44,910.25			42,232.00	42,678.25	43,000.00	139,178.72	127,910.25
	South Belmar Boro	5				54,227.30			56,265.65	54,227.30
	Spring Lake Boro	1	9,401.17			101,000.00	14,401.17	6,500.00	122,726.85	121,901.17
	Spring Lake Heights Boro	5	36,117.65		48,000.00	105,500.00	80,617.65	3,500.00	254,723.97	237,617.65
	Union Beach Boro	1	17,574.41			109,150.00	14,500.00		125,378.95	123,650.00
	Wall Twp	5				201,523.00	89,246.54	30,000.00	363,061.60	320,765.54
	Boonton Town	1	52,371.34			227,456.00	44,258.34	43,997.00	315,421.27	315,711.34
	Butler Boro	1	50,000.00			255,148.45	74,484.17	7,467.38	336,853.65	337,100.00
	Butler Boro	7			102,076.64	1,362,110.02	64,813.34	60,000.00	1,699,007.40	1,589,000.00
	Chatham Boro	1	9,000.00			145,600.00	12,600.00	2,200.00	177,064.35	160,400.00
	Chatham Twp	5	25,599.95			35,875.00	38,000.00	23,000.00	105,882.48	96,875.00
	Denville Twp	1	19,392.16			205,937.41	19,004.75	39,450.00	314,936.81	264,392.16
M	Denville Twp	2	12,454.08			93,714.23	126,312.28	14,250.00	239,067.85	234,276.51
O	Dover Town	1				290,760.00	43,650.00	48,750.00	394,769.16	383,160.00
R	Dover Town	3	7,000.00			45,550.00	34,174.00	9,000.00	91,882.11	88,724.00
R	East Hanover Twp	1		103,693.97		61,764.11	158,480.14		215,533.21	220,244.25
I	Florham Park Boro	1	54,692.50			82,410.00	84,692.50	36,940.00	186,324.02	204,042.50
S	Florham Park Boro	9	4,476.50			32,825.00	24,651.50	8,000.00	62,628.23	65,476.50
	Hanover Twp	9	13,720.84			37,200.00	24,920.84	10,000.00	76,247.23	72,020.84
	Kinnelon Boro	1				1,393.91	3,760.00	500.00	11,420.94	5,653.91
	Kinnelon Boro	2				1,612.20			1,668.20	1,612.20
	Lincoln Park Boro	1	3,994.24			76,652.57	83,541.67	6,409.16	179,414.71	166,603.40
	Madison Boro	1				217,094.44	76,880.51	24,756.00	318,773.82	318,730.95
	Madison Boro	7			320,000.00	1,095,319.79	233,850.82	47,300.00	1,794,318.01	1,696,830.61
	Mendham Boro	1	46,058.75			76,680.00	36,778.75	14,500.00	145,858.68	127,958.75
	Mendham Boro	2	98,454.97			41,355.00	96,699.97	2,721.16	221,449.33	140,776.13
	Morris Twp	2		139,970.62		200,542.72	223,960.53	35,700.00	460,203.25	460,203.25

TABLE 12: FINANCES OF MUNICIPALLY OPERATED UTILITIES

This table reports the revenues and expenditures of municipally operated utilities in summary since 1963 and in detail for 1972. These operations are independent of the municipality, and are not shown in the municipal data on the preceding pages.

Utility Type Codes: 1-Water 2-Sewer 3-Airport 4-Beach Front 5-Water & Sewer 6-Harbor 7-Electric 8-Parking 9-Swimming Pool

	TYPE	SURPLUS ANTICIPATED	OPERATING INCOME	FROM PROPERTY TAXES	SURPLUS TO MUNICIPALITY	OPERATING COSTS	DEBT SERVICE	CAPITAL IMPROVEMENTS	TOTAL REVENUE	TOTAL EXPENDITURES
Morris Twp	9	39,493.72	115,904.00			95,528.99	34,428.67	46,050.00	155,397.72	176,007.66
Morris Plains Boro	9	7,646.00	27,411.25		9,796.00	19,850.00	3,000.00		35,057.25	32,646.00
Morristown Town	1		373,834.31	259,971.50		887,763.50	352,408.00	29,500.00	1,133,805.81	1,269,671.50
Morristown Town	3	20,087.50	675,634.77			546,590.00	64,297.50		695,692.27	610,887.50
Mountain Lakes Boro	1	17,900.00	94,776.04			80,300.00	22,338.14	13,800.00	112,676.04	116,438.14
Mount Olive Twp	5		207,674.74			117,613.86	55,000.00	2,300.00	207,674.74	174,913.86
M Netcong Boro	1	11,406.28	49,433.45			105,074.11	74,484.17	15,000.00	60,839.73	194,558.28
O Netcong Boro	2		144,328.99	4,823.02					149,152.00	
R Parsippany-Troy Hills Twp	1	135,000.00	724,888.45			721,568.00	66,474.50	55,750.00	859,888.45	843,792.50
R Parsippany-Troy Hills Twp	2	200,000.00	785,489.13			467,434.49	373,442.50	5,850.00	985,489.18	846,726.99
I Passaic Twp	2		143,326.11	15,668.07		74,259.31	167,671.12	2,000.00	158,994.18	243,930.43
S Pequannock Twp	1		189,172.24			116,091.87	1,658.13	57,250.00	189,172.24	175,000.00
S Pequannock Twp	2	15,000.00	73,561.38	3,007.78		75,500.00	28,848.75	7,220.41	111,569.16	111,569.16
Randolph Twp	1		87,384.98			38,572.56	54,355.23		87,384.98	92,927.79
Riverdale Boro	1	5,550.25	47,045.96			36,320.00	13,230.25		52,596.21	49,550.25
Rockaway Boro	1	50,638.12	127,151.66		25,000.00	93,100.00	2,038.12	37,400.00	177,789.78	157,538.12
Rockaway Twp	1	15,000.00	209,137.53			103,979.00	87,018.00	26,642.00	224,137.53	217,639.00
Roxbury Twp	1		109,733.26			56,993.09	55,603.75	4,700.00	109,733.26	117,296.84
Roxbury Twp	2	69,349.17	201,242.66			116,119.00	183,834.16	6,500.00	270,591.83	306,453.16
Washington Twp	2	8,946.66	29,694.33	10,000.00		30,970.00	17,916.66		47,641.45	48,886.66
Wharton Boro	1	45,452.50	109,680.71			66,297.00	42,655.50	26,567.20	155,133.21	135,519.70
Barnegat Light Boro	1	33,000.00	58,205.89			40,600.00	18,900.00	19,200.00	91,205.89	78,700.00
Beach Haven Boro	1		97,543.20			65,400.00	6,312.50	5,900.00	87,543.20	77,612.50
Beachwood Boro	1	12,257.12	115,766.35			57,000.00	10,807.12	43,050.00	128,023.47	110,857.12
Brick Twp	2		93,747.78			45,126.84	35,175.42		88,747.78	80,302.26
Harvey Cedars Boro	1	21,000.00	92,796.67			40,200.00	30,800.00	20,000.00	113,796.67	91,000.00
Island Heights Boro	5	10,000.00	67,884.55			57,592.92	17,950.00	22,800.00	77,884.55	98,342.92
Lakehurst Boro	5		77,165.70	8,260.15		53,777.05	37,700.61	8,600.45	85,425.85	100,078.11
O Lavallette Boro	5		162,967.83			105,000.00		48,000.00	162,967.83	153,000.00
C Lavallette Boro	7		212,924.89			171,000.00		13,000.00	212,924.89	184,000.00
E Long Beach Twp	1	5,500.00	34,799.20			22,300.00	7,900.00	10,000.00	40,299.20	40,200.00
A Ocean Gate Boro	1	3,400.00	25,070.67		4,000.00	21,088.00		1,000.00	28,670.67	26,088.00
N Pine Beach Boro	1		41,134.89			24,821.67	8,078.13	2,100.00	41,134.89	34,999.80
Point Pleasant Boro	5	20,000.00	286,569.56		10,000.00	177,808.62	84,555.50	22,685.88	306,569.56	295,050.00
Point Pleasant Beach Boro	5	978.49	223,061.93	12,716.96		189,277.30	63,246.66		236,757.38	252,523.96
Seaside Heights Boro	1	25,000.00	163,709.83		119,281.23	69,776.00	4,844.27		188,709.83	193,901.50
Seaside Heights Boro	7		309,413.39		35,000.00	288,413.66	2,058.34		309,413.39	325,500.00
Seaside Park Boro	5		125,517.50	18,569.33		116,300.00	20,286.83	7,500.00	144,086.83	144,086.83
Ship Bottom Boro	1	21,000.00	69,948.57			57,700.00	11,300.00	16,000.00	90,948.57	85,000.00
Surf City Boro	1	24,800.00	76,171.35			75,800.00	1,000.00	16,000.00	100,971.35	92,800.00
Surf City Boro	2	41,900.00	96,740.35			45,735.00	32,425.00	43,740.00	138,640.35	121,900.00
Clifton City	1		31,923.08				31,923.08		31,923.08	31,923.08
P Haledon Boro	1		236,379.47	1,570.90		219,794.20	27,237.45	1,675.00	237,950.37	248,706.65
A Hawthorne Boro	1	40,000.00	325,052.68			277,200.00	5,075.00	71,325.00	365,052.68	353,600.00
S Ringwood Boro	1		47,646.61			21,530.00	6,520.00		47,646.61	28,050.00
S Totowa Boro	1		242,318.12		11,628.17	207,301.83	15,840.00		242,318.12	238,770.00
A Totowa Boro	9	4,967.30	19,197.45			17,473.34	10,083.00		24,164.79	27,556.34
I Wanaque Boro	1		63,301.10			63,344.66	9,475.00	17,851.75	63,301.10	90,671.41
C Wanaque Boro	2	15,000.00	46,184.83			47,515.27	6,314.16	3,300.00	61,184.83	57,129.43
Wayne Twp	1	169,756.23	1,085,401.34			812,917.00	268,364.28	115,000.00	1,255,157.62	1,196,281.28

TABLE 12: FINANCES OF MUNICIPALLY OPERATED UTILITIES

This table reports the revenues and expenditures of municipally operated utilities in summary since 1963 and in detail for 1972. These operations are independent of the municipality, and are not shown in the municipal data on the preceding pages.

Utility Type Codes: 1-Water 2-Sewer 3-Airport 4-Beach Front 5-Water & Sewer 6-Harbor 7-Electric 8-Parking 9-Swimming Pool

	TYPE	SURPLUS ANTICIPATED	OPERATING FROM PROPERTY INCOME TAXES	SURPLUS TO MUNICIPALITY	OPERATING COSTS	DEBT SERVICE	CAPITAL IMPROVEMENTS	TOTAL REVENUE	TOTAL EXPENDITURES
P									
A Wayne Twp	2	123,804.77	1,461,397.03		807,041.63	639,680.89	140,000.00	1,590,201.80	1,586,722.52
S West Paterson Boro	1	170.04	106,357.48	2,469.04	91,258.76	27,634.37	500.00	108,696.56	119,393.13
S Elmer Boro	1	1,725.00	22,555.34		11,250.00	6,100.00	1,225.00	24,280.34	18,575.00
A Oldmans Twp	1		4,286.50	2,527.13	8,006.60	2,470.91		6,913.63	10,477.51
L Pennsville Twp	1		162,740.00	77,698.92	123,907.42	48,400.00	69,622.50	240,438.92	241,925.52
E Salem City	5	75,407.37	398,973.13		209,480.00	104,189.00	10,000.00	474,380.50	323,669.00
M Woodstown Boro	1	4,150.00	45,114.39		33,650.00		10,000.00	49,264.39	43,650.00
Branchburg Twp	2		58,459.02	109,222.00	154,222.00			167,681.02	154,222.00
S Franklin Twp	1	27,000.00	386,475.92		270,441.00	93,770.87	38,500.00	413,475.92	402,711.87
O Green Brook Twp	2	56,842.91	65,030.00		52,900.00	49,942.91	15,000.00	121,872.91	117,842.91
M Manville Boro	1		191,533.28		99,500.00	25,600.00	66,000.00	191,533.28	191,100.00
E Peapack-Gladstone Boro	1		52,480.92		33,500.00		22,100.00	52,480.92	55,600.00
R Peapack-Gladstone Boro	2		42,399.19	26,415.56	24,627.00	45,104.36	3,107.00	68,814.74	73,038.36
S Rocky Hill Boro	1	17,000.00	18,121.19	17,000.00	10,460.00		1,000.00	35,121.19	28,460.00
E Rocky Hill Boro	2	50,000.00	16,993.44		34,350.00	74,000.00		105,302.74	108,350.00
T Warren Twp	2		97,444.96	53,262.62	60,597.64	158,712.62		150,707.58	219,310.26
Andover Boro	1	1,012.69	12,431.01		11,047.69	815.00		13,443.70	11,862.69
Branchville Boro	1	1,321.46	21,260.00		19,030.01		2,000.00	22,581.46	21,030.01
S Franklin Boro	5	11,400.00	91,940.11		73,897.57	29,200.00	602.43	103,340.11	103,700.00
U Hamburg Boro	1		32,299.13		17,700.00		15,000.00	32,299.13	32,700.00
S Newton Town	5	28,873.30	186,369.74		129,309.03	55,511.54	14,997.00	215,243.04	199,817.57
S Ogdensburg Boro	1	3,400.00	28,486.39	6,698.44	36,983.33		10,715.11	43,584.83	47,698.44
E Stanhope Boro	1	4,095.23	34,870.81		35,995.28		7,000.00	38,966.09	42,995.28
X Stanhope Boro	2		98,277.97	10,005.73	52,730.00	55,610.37		108,283.70	108,340.37
Sussex Boro	5	2,294.95	104,567.47		47,765.74	27,578.65	5,500.00	106,862.42	80,844.35
Cranford Twp	9	20,000.00	259,089.21		193,650.00	121,537.00	10,000.00	278,089.21	325,187.00
U Elizabeth City	1	500,483.00	1,893,419.10		1,392,283.00		388,200.00	2,398,902.10	2,280,483.00
N Hillside Twp	9	1,800.00	63,365.07		51,100.00	22,100.00		65,165.07	73,200.00
I Mountainside Boro	9	16,350.00	66,723.31		52,050.00	20,400.00	10,900.00	83,073.31	83,350.00
O Rahway City	1		958,144.52		686,578.00	70,879.35	124,520.00	858,144.52	881,977.35
N Springfield Twp	9	10,000.00	117,163.97		86,695.00	36,080.00	9,000.00	127,163.97	131,775.00
Westfield Town	9	14,000.00	162,146.52		99,900.00	60,945.00	600.00	176,146.52	161,445.00
Alpha Boro	1	10,946.65	36,861.45		34,986.65		15,000.00	47,808.10	49,986.65
W Alpha Boro	2		100,560.71		55,786.74	52,034.98		100,560.71	107,821.72
A Lopatcong Twp	2	14,053.05	95,151.20		62,053.05	27,000.00		109,204.25	89,053.05
R Pohatcong Twp	2	9,956.42	80,824.27		34,892.04	48,564.38	1,500.00	90,780.69	84,956.42
Total 1972		12,328,320.20	111,199,581.93	3,008,617.72	82,869,786.28	25,149,271.49	8,662,582.57	126,536,519.85	119,209,044.96
Total 1971		13,716,226.10	103,104,043.99	1,823,198.55	76,076,990.39	24,554,056.90	8,546,070.04	118,643,468.64	111,206,452.16
Total 1970		9,790,600.37	97,648,660.57	1,385,540.08	69,977,275.03	22,769,831.49	8,714,908.54	108,824,801.02	103,696,757.51
Total 1969		9,554,256.45	86,658,152.76	1,004,858.96	61,327,527.64	19,412,298.58	8,344,950.62	97,217,268.17	91,030,083.37
Total 1968		8,782,962.66	82,942,860.26	973,857.90	55,875,692.91	18,263,720.28	7,318,105.63	92,699,680.82	83,252,911.21
Total 1967		9,809,987.03	71,973,088.40	1,311,830.30	51,583,494.09	16,972,961.19	6,414,645.23	83,094,906.73	76,917,377.95
Total 1966		8,938,243.64	66,200,447.46	1,207,304.22	48,076,752.50	14,591,976.43	6,765,434.72	76,345,995.14	71,529,946.15
Total 1965		6,209,720.16	62,128,601.20	1,324,737.22	2,275,962.60	43,443,323.51	6,840,121.40	69,663,058.58	65,341,225.24
Total 1964		5,927,632.90	60,860,816.03	1,235,138.18	39,894,909.05	12,362,164.46	6,361,437.25	68,023,587.04	60,703,441.67
Total 1963		5,171,644.58	57,492,308.79	1,232,530.91	37,825,065.08	12,365,024.14	5,561,450.53	63,896,484.28	57,669,275.30

STATUTORY FORMS OF GOVERNMENT OF LOCAL UNITS OF NEW JERSEY

On each municipal page, under the name of the local unit, there appears the statutory form of government. An explanation of the various forms presently in operation are as follows:

Borough - an elected council usually consisting of six members with both administrative and policy making powers and an elected mayor with limited authority for administration.

Commission - (commonly referred to as the Walsh Act) is comprised of an elected governing body of three or five members (determined by population class). This body has both legislative and administrative authority.

Township Committee - an elected governing body usually consisting of three or five members with legislative and administrative authority.

Town Council - structurally similar to the borough form with a separately elected mayor and council deviating in size according to the number of wards.

Village - an elected body of five trustees with both legislative and administrative authority. (There are only two villages in the State at present.)

Council Manager Act of 1923 - an elected body of five, seven, or nine members which appoints its mayor and other officers. It appoints a municipal manager who is given authority to administer the local unit.

Mayor-Council - includes referendum charter forms authorized between 1897 and 1908 and special charters approved by the Legislature. Its constituency varies in size.

Council-Manager (Optional Municipal Charter Law of 1950) - an elected policy making council of five, seven or nine members (at discretion of voters) and a separately elected mayor who is given authority and is responsible for the operation of the unit, including appointment of a business administrator to direct the department of administration.

Mayor-Council (Optional Municipal Charter Law of 1950) - an elected policy making body of five, seven or nine members (voter's option) and a separately elected mayor with authority and responsibility for overall administration, including the appointment of a business administrator to direct the department of administration required under this plan.

Small Municipality (Optional Municipal Charter Law of 1950) - an elected policy making body of three, five or seven members including a mayor elected by the voters or the council who has authority for overall administration of the unit. This form of government is limited to units with less than 12,000 persons.

GLOSSARY

ANNUAL BUDGET: the governing body of each local unit is required by law to adopt a budget for each calendar year. The law is N.J.S. 40A:4-1 et. seq., known as the "local budget law". Every municipality and county in New Jersey operates on a full cash basis.

ANNUAL DEBT STATEMENT: sworn statement filed by law by the chief financial officer of the local unit, attesting to the debt condition of the local unit. The law is N.J.S. 40A:2-1 et. seq., known as the "local bond law".

ASSESSED VALUATION: the proportional value of property assessed for real property taxation as determined by the local assessor whose jurisdiction extends over a municipal area. (See Net Valuation Taxable.)

ASSESSMENT OF TAXES: the process of levying property taxes proportioned to property value. The expenditure report line with this title includes expenditures incurred for supervision and maintenance of appraisal and assessment records, tax map preparation and maintenance, revaluation programs, and other activities of the local assessor and the County Board of Taxation.

AUTHORITIES: corporate public agencies created to perform specific functions within a local unit or region. Authorities have power to levy and collect service charges, incur debt, and operate autonomously.

AUTHORITY DEBT: indebtedness of an authority outstanding on the date specified.

BANK STOCK TAX: applies to all banks and banking associations, organized under the authority of New Jersey and whose principal place of business is New Jersey. This tax was a county and municipal tax prior to 1970. The rate was increased from 3/4% to 1 1/2% in 1970 on the value of common and preferred stock, and provision was made for the distribution of 1/2 the proceeds to state for general state purposes, the other half is equally divided by the county and municipality in which the bank(s) is located. (See N.J.S.A. 54:9-1)

BOND ORDINANCE: an ordinance adopted by the governing body of the local unit providing for the authorization of bonded indebtedness and repayment obligations under N.J.S. 40A:2-1 et. seq., known as the "local bond law".

BOND RATINGS: the credit rating assigned to a municipality or county by two agencies recognized as experts in the field of appraisal of local government finances. It will be noted that all local units are not rated. At present, both services -- Moody's and Standard and Poor's -- when a bond issue is sold and if the local unit does not contract with either of the two rating organizations for a credit rating, the rating previously given is withdrawn.

CAPITAL DEBT: the long-term or short-term indebtedness authorized by bond ordinance for expenditures of a capital nature.

CAPITAL DEBT ISSUED AND OUTSTANDING: principal amount of all capital debt issued and unpaid on the date specified.

CAPITAL IMPROVEMENTS: the capital improvement expenditure data in this report includes: down payments on improvements (a 5% down payment is required in the "local bond law" when making an appropriation for improvement by ordinance), "Capital Improvement Fund" (which may be used to provide the necessary down payment or may be used to finance the improvement in whole or in part through an ordinance appropriation), other capital improvements appropriations from the current budgets for capital projects or items of equipment such as fire engines, road scrapers, ambulances, etc.)

CAPITAL OUTLAY: expenditures by ordinance or budget appropriation for the construction, purchase, or improvement of fixed assets such as buildings and equipment, parks and playgrounds, vehicular equipment, streets, roads, sidewalks, storm sewers, etc. (see list of Capital Outlay on individual pages of local units).

CASH BASIS BUDGET: a balanced budget, showing that there will be sufficient cash collected during the year to meet all debt service requirements, necessary operations of the local unit, and any mandatory payments required.

CHIEF FINANCIAL OFFICER: means the Director of Revenue and Finance, Comptroller, Treasurer, Collector or other financial officer of a municipality, or the treasurer of a county.

CORRECTIONAL AND PENAL: emergency shelters for minors accused of a crime: penitentiaries, jails, and detention houses.

COUNTY: a local unit of government governed by a Board of Chosen Freeholders. The County is responsible for welfare, education, tax assessment, elections, etc. (There are 21 counties in New Jersey.)

COUNTY EQUALIZATION RATIO: the equalization ratio used by the County Board of Taxation to calculate column 11 of the County Abstract of Ratables.

COUNTY EXTENSION SERVICES: farm and home demonstrations, 4-H Clubs, and related activities.

COUNTY TAXES: the amount paid by the municipality to the county for the municipal share of the county tax levy as apportioned by the County Board of Taxation.

CURRENT FINANCES: the current financial position of a local unit as reflected in its condensed current fund balance sheet for the fiscal year reported.

DEBT LIMITATION: the statutory debt limit in New Jersey is 3 1/2% for municipalities and 2% for counties, computed on the "equalized valuation basis."

DEBT SERVICE: the payment made by the local unit of the principal, interest and other charges on the obligations issued by it whether temporary or permanent.

DEDUCTIONS (FROM GROSS DEBT TO CALCULATE NET DEBT): the "local bond law" defines the methods for calculating the deductible portion of gross capital debt. All school debt within the statutory limit is deductible. All self-liquidating or utility debt is deductible if the utility is self-sustaining. If the utility is not self-sustaining, the operating deficit is capitalized at 5% and becomes a charge against the debt limit of the municipality. The deductions from other debt come about through funds on hand, accounts receivable, and similar specific items allowable as deductions. Also bonds authorized by another Public Body to be guaranteed by the municipality are deductible.

DEFERRED CHARGES: unbudgeted expenditures, payment of prior year's bills, deferred charges to future taxation

DELINQUENT TAXES: all taxes unpaid at the close of the year.

DISTRICT SCHOOL TAXES: Payments to the local school district, regional school district and consolidated school district for the support of the school budget.

EFFECTIVE TAX RATE: the effective tax rate is the tax rate which would apply if the property taxed were assessed at true value. Because New Jersey defines true value as market value, and conducts a statistically designed sales ratio program in order to calculate state promulgated equalization ratios, the effective property tax rate for New Jersey municipalities is the general tax rate multiplied by the equalization ratio.

ENVIRONMENTAL INSPECTION AND CONTROL: the expenditure line in this report includes these activities: code enforcement; building inspection; plumbing inspection; electrical inspection; elevator inspection; gas inspection; air conditioning inspection; heating plant inspections; housing and rooming house inspection; air pollution control; water pollution control; and sanitary inspections of nursing homes, hotels, motels, and trailer camps.

EQUALIZATION RATIO: the ratio of assessed value to true (market) value of real property.

EQUALIZED VALUATION: the true (market) value of real property, calculated by dividing the assessed value by the equalization ratio (see also State Equalized Value).

EQUALIZED VALUATION BASIS: the average of the three (3) preceding years of the sum total of: (a) the aggregate equalized valuations of real property as certified in the Table of Equalized Valuations published by the Director of the Division of Taxation of the Department of the Treasury on October 1st of each year; and (b) the assessed valuation of Class II railroad property as set forth in the Table of Equalized Valuations referred to in (a) above.

EXPENDITURES: actual cash disbursements plus amounts reserved to meet bills incurred during the year but unpaid at the close of the calendar year.

FISCAL YEAR: the fiscal year of all New Jersey counties and municipalities is the calendar year.

GENERAL TAX RATE: the general tax rate is the rate applied to the net taxable assessed valuation of a municipality to yield the required tax levy. It is the rate shown on the County Abstract of Ratables and on the tax bill. Because of varying assessment practices, it is a rate which has no meaning in comparative tax rate studies.

GROSS DEBT: includes all bonds and notes authorized or guaranteed by a local unit or a school district, whether or not issued. Does not include tax anticipation notes, emergency notes, special emergency notes, or utility revenue notes.

HEALTH SERVICES EXCEPT ENVIRONMENTAL: the municipal expenditure line in this report includes these activities: health boards and departments; physicians; visiting nurses; morgues; vital statistics; disease control; food; drug; food handling inspections; public baths; municipal child evaluation centers; municipal deprived children care; contributions to health organizations; narcotics centers; diagnostic centers; mental health and similar activities. The county expenditure line includes those of these activities not reported as a separate activity.

HUMAN RESOURCES: the expenditure line in this report includes activities such as those for youth, aging, Senior Citizens, child care centers, anti-poverty programs, head-start programs, etc.

LAND RECLAMATION AND CONSERVATION: the municipal expenditure line in this report includes these activities: water policy and conservation; flood prevention and damage; and conservation of natural resources.

LINE ITEM: a budget line item is an appropriation or a specific anticipated revenue. A property line item is an entry on the tax rolls.

LOCAL PURPOSE TAXES: the amount of taxes assessed to support the municipal budget (i.e. to operate and maintain the municipality and provide for municipal debt service.)

LOCAL UNIT: a county or municipality.

MOODY RATING: the Moody Rating is the credit rating given by the Moody's Investors Service.

MUNICIPAL FUNCTIONS: expenditures necessary to operate the municipality and provide the services required. (see list of functions and activities)

MUNICIPAL PUBLIC UTILITY: an agency created to perform specific functions within a municipal, county, or regional area. Operations are separate and distinct from the local unit, but not autonomous with respect to it. There are now nine types of municipal utilities in New Jersey: airport, beach, water, water and sewer, sewer, harbor, electric, parking, swimming pool.

MUNICIPALITY: a municipal corporation (there are no unincorporated territories in New Jersey). The name of a New Jersey municipality (i.e. city, town, township, borough, or village) does not indicate size, population or form of government.

NET DEBT: the amount of authorized debt remaining after statutory deductions are taken. The present law limits the amount of net debt for municipalities to 3 1/2% of equalized valuation basis for the sum on municipal and school debt. The present law limits the amount of net debt for counties to 2% of equalized valuation basis.

NET VALUATION ON WHICH COUNTY TAXES ARE APPORTIONED: this figure is taken from column 11 of the County Abstract of Ratables. It includes the County equalization of net valuation taxable, plus several statutory adjustments, plus an equivalent valuation for the business personalty taxes collected and replaced by the State.

NET VALUATION TAXABLE: the assessed valuation of real property, excluding Class II railroad property, over which property taxes are levied. Telephone and telegraph equipment are assessed locally, and are included in this figure.

OTHER JUDICIAL: court attendants and services of court reporters.

OTHER PUBLIC WORKS: the expenditure line in this report includes these activities: motor vehicle maintenance and fueling; public works equipment purchase and maintenance; general administration of public works; recreational flying fields; transportation capital expenditures; marine and harbor improvements; water system and improvements; feasibility studies; and purchase of municipal utilities.

OTHER REVENUES, REVENUE SHARING TAX EFFORT: includes realized alcohol beverage licenses, interest and costs on taxes and building permits, as well as any other miscellaneous licenses and permits reported in the budget.

PARCEL: a parcel is a piece of property entered on the tax map as one unit and carried on the tax rolls for assessment and tax collection purposes as one unit.

PER CAPITA FIGURES: computations are based upon the estimated population for the report year. Care should be taken in using these figures for comparative purposes, since all services included are not necessarily provided to the residential population for the report year. Future research is planned to find a better measurement for cost comparisons.

PLANNING, HOUSING AND DEVELOPMENT: the expenditure line in this report includes these activities: zoning; urban renewal; housing; planning; economic development; industrial commissions; physical rehabilitation; model cities programs; boards of adjustment; tidelands and meadowlands development; urban development; and community planning.

POPULATION: The July 1, 1972 State of New Jersey Department of Labor and Industry estimated population figures including all amendments made to the official final April 1, 1970 census of population conducted by the U.S. Department of Commerce, Bureau of Census.

PROPERTY ACQUIRED BY DEED OR FORECLOSURE: (Often referred to as foreclosed property.) When property taxes are unpaid, the collector is required by law to sell the property for non-payment of taxes. If there is no outside purchaser, the property is acquired by the municipality and the tax title lien is vested in the municipality. After two years from the date of the tax title lien sale, the municipality is permitted by law to foreclose the property owner's right of redemption of the lien and thus acquire title to the property.

RATABLE: a ratable is a taxable parcel of real property.

RESERVE FOR UNCOLLECTED TAXES: an item in the municipal budget which is designed to insure the municipality sufficient cash with which to carry out its functions after providing in full to other governmental units--local schools, county and special districts. This reserve becomes a tax levy added to the tax levy required to meet the budget, and represents the amount of tax monies expected to remain uncollected at the end of the year, based on the collection level of the previous year.

REVENUES: monies which were received during the calendar year. Surplus revenue may be in part offset by deferred charges and State Aid may be represented by State funds set aside as a reserve but not yet paid over.

SPECIAL DISTRICTS: independent governmental corporations created within a local municipal unit to provide definite functions and having power to tax, impose service charges and incur debt. They are autonomous, and their officials are usually elected, not appointed.

STANDARD AND POOR RATING: the Standard and Poor Rating is the credit rating given by the Standard and Poor Company.

STATE AID: revenues represent amounts received from the State under the several State Aid programs authorized by the State Legislature. These include State road aid, highway lighting, building allowances for Type I Schools and others.

STATE AND LOCAL FISCAL ASSISTANCE ACT OF 1972 (Revenue Sharing): in general, funds received by units of local government from the federal government, and may be used only for priority expenditures, maintenance and operating expenses for (1) Public safety, environmental protection, public transportation, health, recreation, libraries, social services for the poor and aged, and financial administration; (2) Ordinary and necessary capital expenditures authorized by law. *

STATE EQUALIZATION RATIO: the equalization ratio promulgated by the Director of the Division of Taxation on October 1st of each year.

STATE EQUALIZED PROPERTY TAX RATES: derived by multiplying the general tax rate by the ratio of assessed value to true value (see table).

STATE EQUALIZED VALUE: the item reported in this report is calculated by dividing the net valuation taxable by the State Equalization Ratio to arrive at true value.

STATE EQUALIZED VALUATION: is promulgated by the Director of Taxation and represents a uniform computation of property value by formula designed to provide equitable distribution of State Aid programs.

STATUTORY: this term is used to identify a situation established by law. For example: a statutory expenditure is one required by law.

TAX RATE: means the general tax rate applicable to all taxable property. It is derived by dividing the total tax levy by the net valuation taxable. All tax rates shown are based upon \$100 valuation.

TAX TITLE LIENS: this asset is created as a result of sale by municipality for non-payment of real estate taxes, delinquent assessments, utility charges or special district taxes.

TYPE I SCHOOL DEBT SERVICE: The amount of principal and interest included in the budget of the municipal corporation for payment of debt for school structures in Type I (formerly called Chapter VI) School Districts.

VETERAN AND SENIOR CITIZEN TAXES: veterans and senior citizens receive a special property tax deduction on their tax bill. The amount for veterans is \$50 and for senior citizens \$160. These deductions are summed for each municipality, and the total amount added to the budgeted tax levy before the tax rate is struck. This insures that the amount of money involved is raised by local property taxation. Thus, though the deductions are granted to qualifying owners, a tax is levied to finance the grant.

WEIGHTS AND MEASURES: county and local inspections of weighing and measuring equipment and related law enforcement.

* REVENUE SHARING AMOUNTS are based on a formula of population x adjusted tax effort x relative income. Adjusted tax effort includes property tax collections (exclusive of school, county, and special districts taxes), interest and costs on taxes, and also includes delinquent taxes and lien collections, public utility taxes, and licenses, fees and permits other than service charges.

