



WORK FIRST NJ

Quarterly Progress Update September 2005

**NEW JERSEY DEPARTMENT OF
HUMAN SERVICES**

Division of Family Development

**Jeanette Page-Hawkins
Director**



***Richard J. Codey
Acting Governor***

***James M. Davy
Commissioner***



Work First New Jersey (WFNJ) Quarterly Progress Update

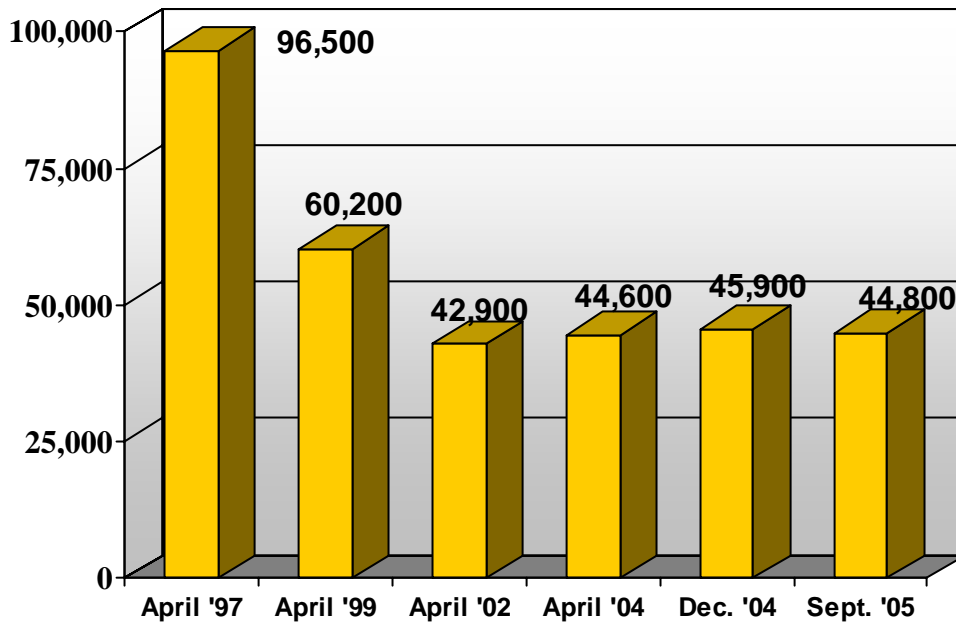
Quarter Ending September 2005

1. Work First NJ Caseload

•Temporary Assistance for Needy Families (TANF)

The number of families receiving WFNJ/TANF totaled approximately 44,800 as of September 2005.

WFNJ TANF Caseload



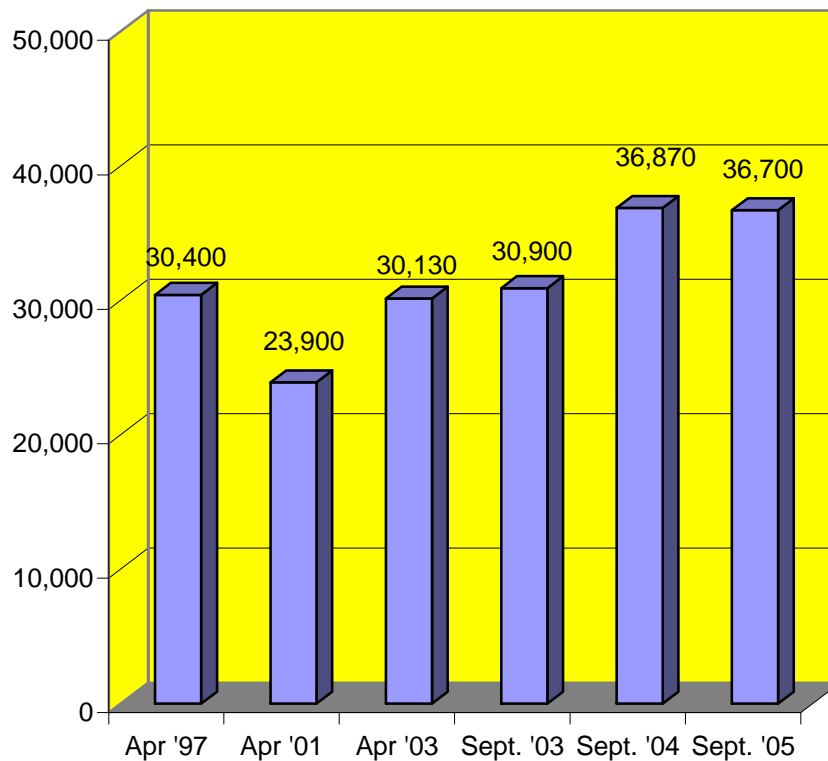
Client Deferrals and Exemptions

During September 2005, about 6,200 TANF cases were granted a temporary deferral from the requirement to participate in a work activity. About 11,700 cases had no work requirement and were exempt from the 60-month lifetime limit on cash assistance. (The majority of these households were designated as “child-only” cases, where adults were not directly receiving cash assistance.) Therefore, of the total TANF caseload of 44,800, about 33,100 cases (74 percent) were those with adults in the household who must comply with WFNJ work requirements.

General Assistance (GA)

As of September 2005, there were approximately 36,700 General Assistance (GA) cases in New Jersey.

WFNJ GA Caseload



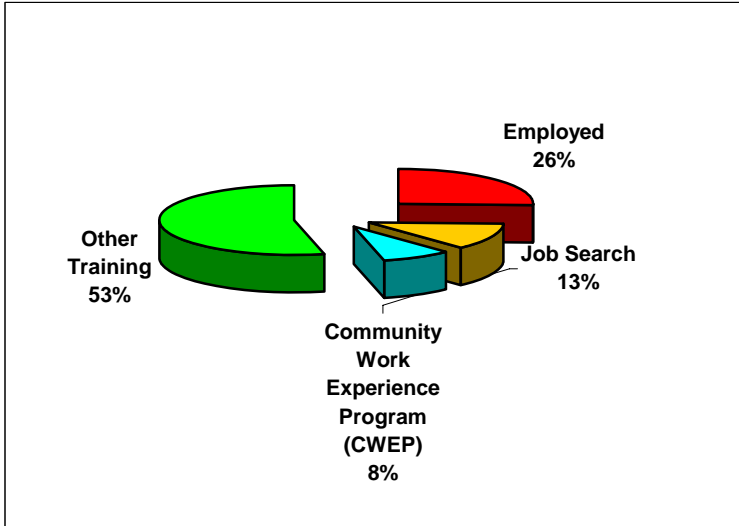
Teenaged Welfare Recipients

Of the total TANF population of 44,800 in September 2005, about 1,600 (3.6%) were teenaged recipients, aged 18 and 19, who were heads of their households.

2. Employment & Work Preparation

•Participation of WFNJ TANF Clients in Employment-Directed Activities

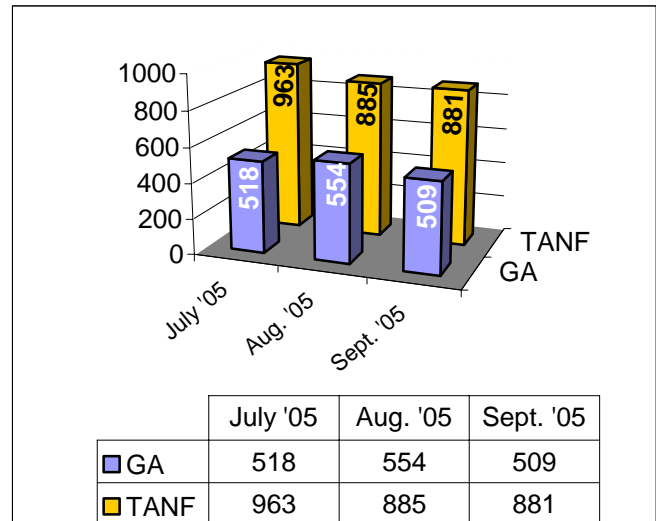
As of September 2005, TANF clients were engaged in more than 18,800 work activities. About 4,800 (26 percent) of these individuals had begun working but were still receiving a partial cash assistance payment, due to lower levels of income.



Employed	4,799
Job Search	2,378
Community Work Experience Program (CWEP)	1,552
Other Training	10,080
-Alternative Work Experience (AWE) -Occupational Training -Education -On the Job Training (OJT)	
Total	18,809

•Cases Closed Due to Employment

During the quarter, a combined average of about 1,400 WFNJ TANF and GA clients left welfare for employment each month.



•Major Reasons for TANF Case Closings

July to September 2005

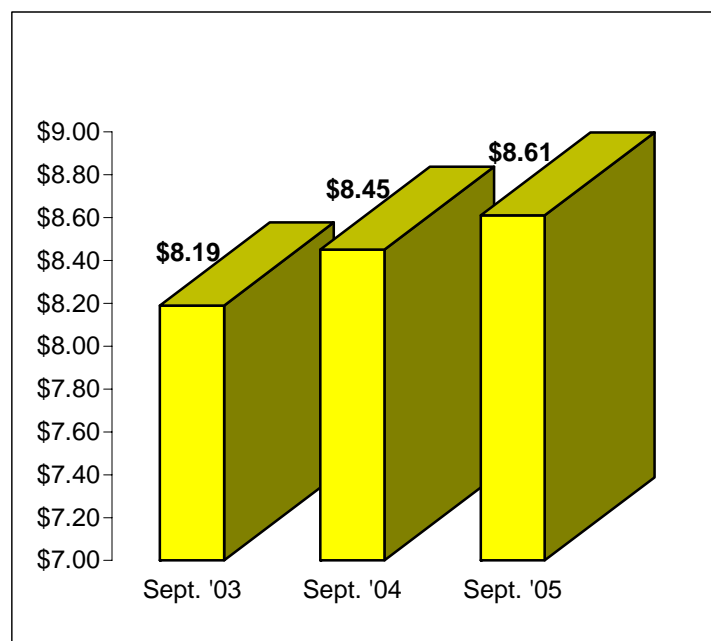
	July	Aug.	Sept.	Total
Due to Employment	963	885	881	2,729
No Eligible Children	358	231	256	845
No Redetermination	448	326	377	1,151
Moved Out of State	115	136	123	374
All Other Closed	1,277	1,269	1,267	3,813
<i>(Unemployment Ins. Benefits)</i>	(101)	116	105	322)
<i>(Recipient Withdrawal)</i>	(169)	144	192	505)
<i>(Recipient Initiative)</i>	(76)	103	89	268)
<i>(Moved to Another County)</i>	(60)	52	62	174)
<i>(Unable to Verify Residence)</i>	(93)	97	87	277)
<i>(Other Closed Cases)</i>	(778)	757	732	2,267)
Total Closed Cases	3,161	2,847	2,904	8,912

About 31 percent of all TANF cases closed during the quarter were closed due to employment.

•Earnings of Former TANF Recipients

During the third quarter of 2005, former WFNJ TANF recipients who were working were earning an average of \$8.61 per hour.

Average Hourly Wages of Former TANF Recipients



•Statewide Job Openings

According to the NJ Department of Labor and Workforce Development, there were nearly 122,000 job openings statewide during the period of October 1, 2004 through September 30, 2005. The majority of positions available were in the Administration and Support, Waste Management and Remediation category, followed by the Retail Trade and Professional, Scientific and Technical Services fields.

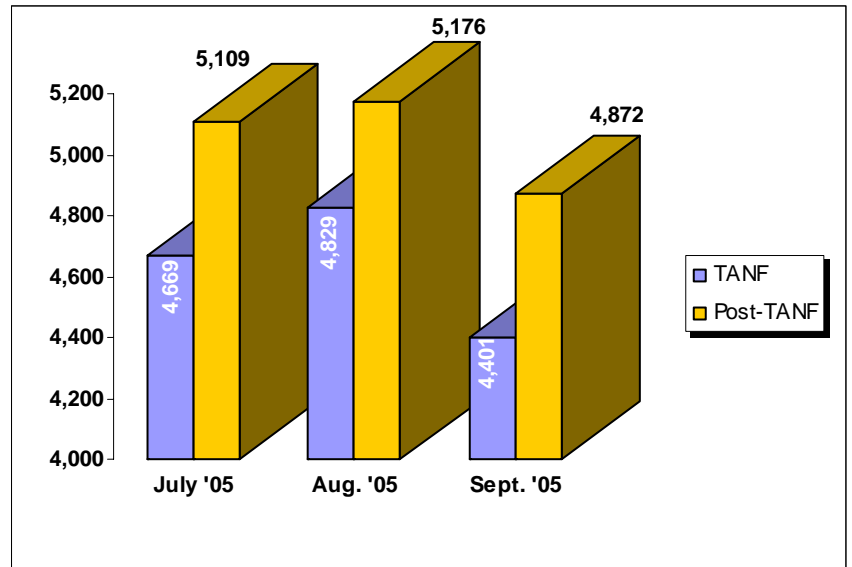
LWD statewide job openings	
Occupation	Openings
Admin. & Support, Waste Mgt. & Remediation	25,287
Retail Trade	14,998
Professional, Scientific & Technical Services	14,859
Public Administration	11,428
Transportation & Warehousing	9,952
Manufacturing	9,064
Accommodation & Food Services	8,828
Health Care & Social Assistance	8,031
Construction	3,633
Other Services	2,955
Wholesale Trade	2,472
Arts, Entertainment & Recreation	2,397
Finance & Insurance	2,106
Information	1,981
Educational Services	1,630
Real Estate & Rental & Leasing	922
Management of Companies & Enterprises	544
Agriculture, Forestry, Fishing, Hunting	434
Utilities	226
Mining	56
Total	121,803

3. Child Care

As of September 2005, about 4,400 WFNJ TANF clients were receiving child care benefits. Post-TANF child care benefits were issued to about 4,900 families who had become employed and were no longer receiving cash assistance.



**WFNJ TANF Cases Receiving
Child Care Benefits, September 2005**



4. WFNJ Program Expenditures

The attached Appendix provides a summary of WFNJ program expenditures for the quarter.

**NOTE: ALL CHARTS AND GRAPHS HAVE BEEN DEVELOPED BY
THE DIVISION OF FAMILY DEVELOPMENT.**

**FOR FURTHER INFORMATION REGARDING CHARTS AND GRAPHS
OR PROGRAM EXPENDITURES, PLEASE CONTACT
JEANETTE PAGE-HAWKINS, DIRECTOR, AT 609-588-2401.**

**THE DIVISION OF FAMILY DEVELOPMENT
WORK FIRST NEW JERSEY (WFNJ) EXPENDITURES
Quarter Ending September 30, 2005**

	Expenditures for the Quarter's Ended					TOTAL COSTS SFY 2005 To Date 7/04 - 6/05	TOTAL COSTS CY 2005 To Date 1/05 - 9/05	TOTAL COSTS SFY 2006 To Date 7/05 - 9/05	12 MONTH RUNNING TOTAL To Date 10/04 - 9/05
	Actual SEP 30, 2004	Actual DEC 31, 2004	Actual MAR 31, 2005	Actual JUN 30, 2005	Estimated SEP 30, 2005				
(A) CASE MANAGEMENT									
TANF	\$7,340,301	\$8,561,211	\$6,983,959	\$7,843,532	\$7,413,745	\$30,729,003	\$22,241,236	\$7,413,745	\$30,802,447
Food Stamps/Able Bodied Adults W/O Dependents	\$2,087,464	\$2,813,993	\$2,121,813	\$2,628,529	\$2,375,171	\$9,651,799	\$7,125,514	\$2,375,171	\$9,939,506
GA	\$2,269,926	\$2,633,364	\$2,061,658	\$1,953,798	\$2,007,728	\$8,918,747	\$6,023,185	\$2,007,728	\$8,656,549
(B) SUPPLEMENTAL SERVICES									
Special Initiatives I and II	\$1,790,326	\$1,366,935	\$2,094,990	\$1,839,844	\$1,967,417	\$7,092,095	\$5,902,251	\$1,967,417	\$7,269,186
(C) CHILD CARE	\$22,564,369	\$22,724,499	\$22,405,482	\$23,582,236	\$22,993,859	\$91,276,585	\$68,981,577	\$22,993,859	\$91,706,076
(D) TRAINING RELATED EXPENSE, PARTICIPANT ALLOWANCE AND TRANSPORTATION BLOCK GRANT									
TANF	\$2,329,754	\$2,647,573	\$2,668,962	\$2,067,173	\$2,368,068	\$9,713,463	\$7,104,203	\$2,368,068	\$9,751,776
Food Stamps	\$914,563	\$715,837	\$733,524	\$903,245	\$818,385	\$3,267,169	\$2,455,154	\$818,385	\$3,170,991
GA	\$367,652	\$305,991	\$339,803	\$410,836	\$375,320	\$1,424,282	\$1,125,959	\$375,320	\$1,431,950
(E) DEPARTMENT OF LABOR AND WORK FORCE DEVELOPMENT - EMPLOYMENT AND TRAINING									
TANF	\$8,605,849	\$12,488,593	\$9,162,918	\$9,279,113	\$9,221,016	\$39,536,473	\$27,663,047	\$9,221,016	\$40,151,640
Food Stamps/Able Bodied Adults W/O Dependents	\$2,849,250	\$3,515,317	\$1,726,382	\$3,340,719	\$2,533,550	\$11,431,668	\$7,600,651	\$2,533,550	\$11,115,968
GA	\$1,622,658	\$1,950,288	\$1,500,239	\$586,755	\$1,043,497	\$5,659,940	\$3,130,492	\$1,043,497	\$5,080,780
(F) OMEGA SYSTEM	\$465,219	\$609,981	\$577,386	\$583,819	\$580,603	\$2,236,405	\$1,741,808	\$580,603	\$2,351,789
TOTAL EXPENDITURES	\$53,207,331	\$60,333,581	\$52,377,118	\$55,019,599	\$53,698,358	\$220,937,629	\$161,095,075	\$53,698,358	\$221,428,656

FOOTNOTES:

ACTUAL expenditures are subject to subsequent adjustment and reconciliation to be reflected on future reports.

Effective July 2004, Work Activities were transferred to the Department of Labor and Work Force Development.