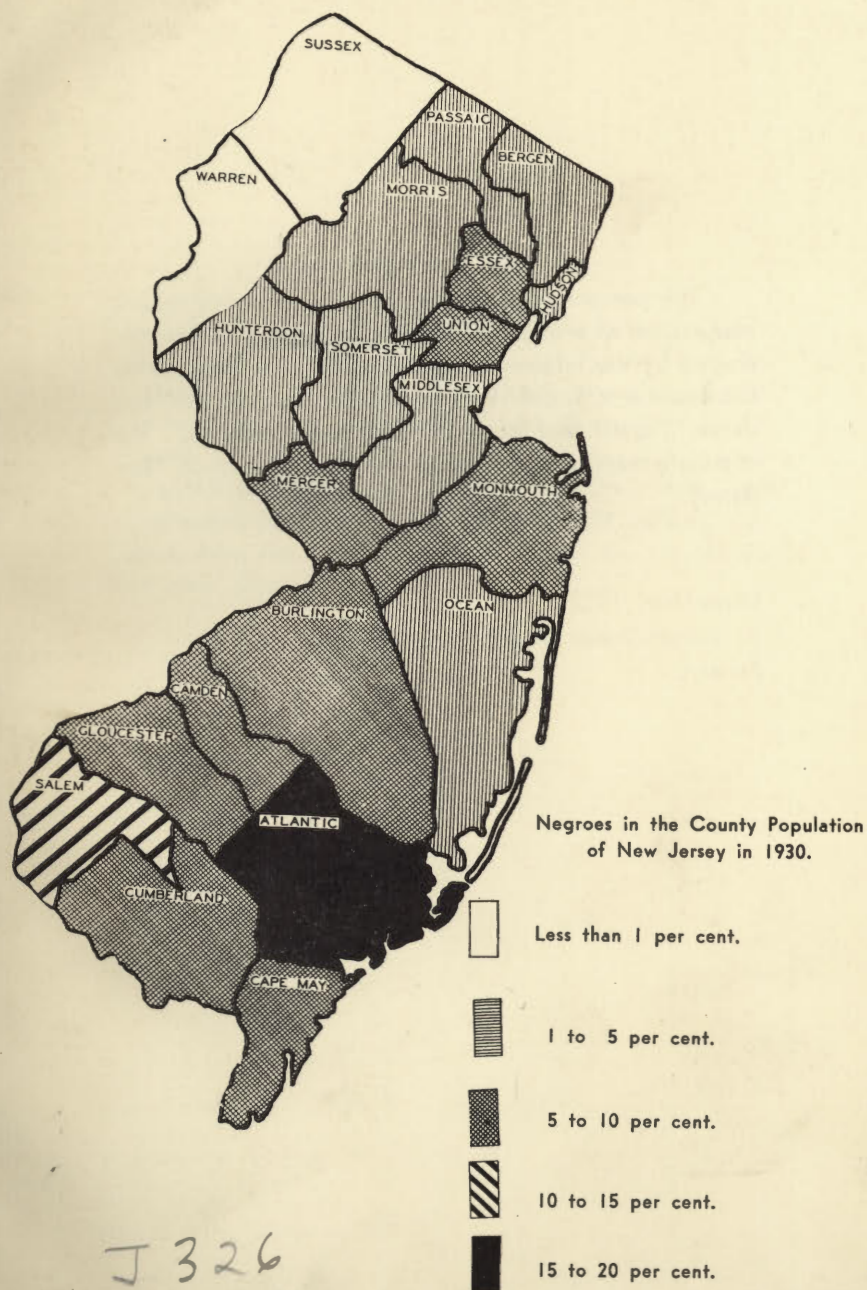


# New Jersey's Twentieth Citizen

## The Negro



J 326  
C 748N



This pamphlet is a summary of the facts and recommendations of a survey of Negro life in New Jersey conducted by the Interracial Committee of the New Jersey Conference of Social Work in co-operation with the New Jersey Department of Institutions and Agencies. The complete report is published as "The Negro in New Jersey."

November, 1932  
21 Fulton Street  
Newark

## **New Jersey State Library**

### **A New Race in New Jersey**

A new race is growing up in New Jersey. Its skin is brown. This new race numbers two hundred and ten thousand. It is new in its biological and social make-up; in its culture it is almost entirely cut off from its African home. In reality, this new race is not simply a percentage of New Jersey's population. It is distinctive, it still represents liabilities to the state; it still suffers great hurts from the neighboring races, but it also contributes its own gifts.

(After Edwin R. Embree's "Brown America")

## IN NEW JERSEY



NEW JERSEY



Each figure represents  
12,000 Negroes who migrated  
to New Jersey between  
1920 and 1930

- 51 Negroes out of every 100 are primarily occupied with getting the living of the entire group.
- 13 out of every 100 are engaged in making the homes for 49,000 families.
- 19 are receiving day after day the training required of the young.
- 17 the remainder, are chiefly those under six years of age and the very old.

## SOCIAL BALANCE SHEET

Account: — THE NEGRO IN NEW JERSEY



5 of every 100 persons in the population.



7 of every 100 births.




8 of every 100 deaths.



12 of every 100 infant deaths.



20 of every 100 deaths from tuberculosis.



9 of every 100 persons in tuberculosis sanatoria.





6 of every 100 employed workers.



10 of every 100 unemployed workers.



2 of every 100 farmers.




4 of every 100 industrial workers.




17 of every 100 married women employed away from home.



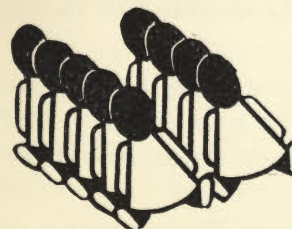
26 of every 100 personal and domestic service workers.




4 of every 100 children attending school.



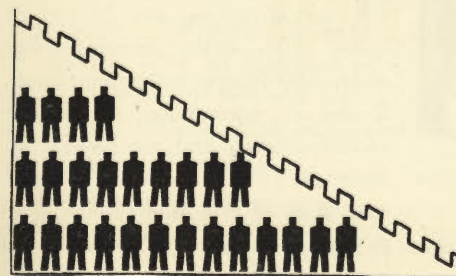
7 of every 100 illiterates.



9 of every 100 dependent children.



24 of every 100 juvenile delinquents in institutions.



26 of every 100 adult delinquents in prison.

# THE FINDINGS

(IN BRIEF)

1. The 208,828 Negroes in New Jersey in 1930 formed 5.2 per cent. of the state's population. This



THE PEOPLE

per cent. gave New Jersey the highest proportion of Negroes of any state in the northern or western section of the United States.

2. The Negro population increased 78.3 per cent. between 1920 and 1930. This rate of increase was twice as rapid as that of the white population and more than one-half times as great as any increase in the Negro group since the decade 1800-1810.

3. While this volume of increase was most marked in New Jersey's urban centers, the increase of Negroes in the rural non-farm sections of the state was relatively as great.

4. The New Jersey Negro population is more largely a female one than is the white population. There are 972 males to every 1,000 females in the Negro group and 1,011 males to every 1,000 females in the white group.

5. Of every 1,000 Negroes in New Jersey only 380 were born in the state. Of the remaining number, 505 came from the southern states, 113 came from all other states and 2 were foreign born.

6. In normal times 85 out of every 100 Negro males ten years of age

and over are gainfully employed as compared with 81 out of every 100 white males. Forty-five out of every 100 Negro females ten years of age and over are gainfully employed, as are 24 out of every 100 white females. For every 100 Negro males employed, 8 are in agriculture, 41 in the manufacturing and mechanical industries, 15 are engaged in transportation, 3 in public service, 2 in



JOBS AND WAGES

the professions and 22 in personal and domestic service. Among the

Negro women, 86 of every 100 are engaged in personal and domestic service as compared with 16 of every 100 white women. Among married women, 11 of every 100 white women and 39 of every 100 Negro women are gainfully employed away from home.

7. The employment of Negroes in industrial establishments of New Jersey mounted steadily between 1920 and 1928. In the former year, 1,177 Negroes (forming 1.5 per cent. of the total work force) were employed in 212 industrial plants. In 1928 there were 3,254 Negroes, representing 2.6 per cent. of the total work force employed in 313 establishments. Between 1928 and 1931, when the average number of employees per industry studied dropped from 397 to 282, the 2,467 Negroes employed represented 1.7 per cent. of the total work force.

8. There are 351 Negro farm operators in New Jersey cultivating an average farm of 52 acres. The 24,994 white farm operators' farms averaged 70 acres in size. Both white and colored farms cultivated fewer acres in 1930 than in 1920.

9. Today, more than 2,000 Negro business enterprises are conducted by Negroes in the State of New Jersey, as compared with 978 in 1920.

10. The number of Negro professional workers since 1920 has more than doubled, public school teachers increasing from 199 to 416 and clergymen from 343 to more than 600.

11. Approximately 2,500 Negroes are regularly employed in public jobs—city, county, state and national—in New Jersey.

12. The wages received by Negro workers in New Jersey are shown in the income of 1,820 families studied. Of these families, 38 received weekly wages of from \$10.00 to \$15.00; 647 from \$15.00 to \$20.00; 504 from \$20.00 to \$25.00; 456 from \$25.00 to \$30.00; 147 from \$30.00 to \$35.00; and 18 more than \$35.00 weekly. The median weekly family income was \$20.86.

13. Unemployment strikes the Negro worker more severely than the white worker. The Federal unemployment census of April, 1930, showed that the per cent. of Negroes out of work, able to work and looking for work was almost twice as high as that of the whole population, and nearly three times as high as that of the white population.

14. Twenty-one international labor unions having locals in the State of New Jersey do not admit Negroes to membership. An analysis of the membership of 41 bodies whose constitutions do not restrict affilia-



tion to whites revealed 268 Negroes in a total membership of 8,019 or 3.3 per cent. The largest number of Negroes was affiliated with the International Brotherhood of Hod-Carriers, Building and Common Laborers Union.

15. The median size of Negro families in New Jersey covered by this investigation was 2.92 persons. The Negro family is smaller than the native white family (3.24 persons) and the foreign-born white family (4.01 persons). Lodgers were found in 13 of every 100 Negro families studied.




FAMILIES AND HOMES

16. Except in the southern section of the state, there are no distinct Negro residential sections. Uniformly throughout the state the average Negro family lives in the older sections of the community. These sections are usually the blighted areas and potential slums.

17. The median monthly rental paid by Negro families in New Jersey is \$26.70, for native white families \$40.47, foreign-born families \$34.99 and all families \$37.49. The median size house is 5.5 rooms. Of the Negro families covered in this survey, 43 per cent. lived in homes without bathrooms, partially accounting for the lower rents.

18. Negro home owners are increasing in New Jersey. Eleven thousand Negro families either own or are purchasing the houses in which they reside. The median value of Negro homes in 1930 was \$4,258; native white homes \$7,880; foreign-born homes \$7,173; and all homes \$7,426.

19. Between 1880 and 1930 the number of Negroes per 1,000 population able to read and write in English increased from 695 to 949.



EDUCATION AND TRAINING

20. Between 1920 and 1930, when the Negro illiteracy rate decreased 16 per cent., the enrollment of Negro children in schools increased from 14,109 to 45,171 or 221 per cent.; the number of schools for Negroes increased from 52 to 66, or 26 per cent.; and the number of Negro school teachers increased from 187 to 416, or 123 per cent.

21. In 1920 the northern counties of the state had 50 per cent. of the total Negro population, 3 per cent. of the Negro teachers, and 44 per cent. of the Negro pupils enrolled in the public day schools. In 1930 these same counties—Essex, Hudson, Union, Passaic and Bergen—had 57 per cent. of the state's Negro population, 8 per cent. of the Negro teachers and 54 per cent. of the total Negro pupil enrollment.

22. The per cent. of Negro pupils enrolled in Negro schools decreased from 40 in 1923 to 27 in 1930.

23. In the larger cities of the state, public recreation facilities are available to whites and Negroes alike either through municipal recreation commissions or through the public schools. Newark is expanding its recreational program among the Negro group.



RECREATION AND LEISURE

24. Negro part-time recreational workers are employed in the following cities having municipal recreation programs: Camden, Elizabeth, Paterson, Newark, Plainfield, Atlantic City and Asbury Park.

25. Only three centers of the state—Bloomfield, East Orange and Newark—have colored settlement houses. In New Brunswick, Madison, Englewood, Morristown and Montclair, Negroes and whites use the available recreational center facilities, oftentimes on separate days.

26. The chief work in the field of recreation is conducted by the Young Men's Christian Association and the Young Women's Christian Association. The Y. M. C. A. has nine branches in the state for work among Negroes, with a membership of 1,712. In only three of these branches is there a modicum of recreational facilities. Additional club work is carried on through twelve city and three county organizations, all of which are white.

27. The Y. W. C. A. also has branches for colored in nine communities. The most complete plant is found at the Oakwood Avenue Branch of Orange. In some communities, as in Elizabeth, work is carried on among whites and Negroes from the same building and without special distinction.

28. Camping facilities for Negroes are limited. Through the Boy Scout's organization, its members may attend with their troops. A few




week-end camps were available to colored boys and girls. Through the Y. M. C. A. and the Y. W. C. A. approximately 300 colored boys and girls were given summer camping privileges in 1930.

29. An analysis of ways in which 4,632 Negro adults used their leisure time revealed that the informal activities of the home, attending lodge meetings, the movies and "hanging around" were the chief pursuits followed. One adult in every five covered in the family investigations was a member of some lodge or fraternal organization.

30. Commercialized recreation through the movies, pool rooms and public dances plays a prominent role in the leisure time interests of all communities.

31. The leading causes of death among Negroes and whites in New Jersey and the rates per 100,000 population for 1929 are as follows:



SICKNESS AND DEATH

NEGROES	
Heart Disease .....	288.5
Pneumonia .....	258.2
Tuberculosis .....	248.9
Nephritis .....	122.0
Congenital Debility .....	113.2

WHITES	
Heart Disease .....	250.3
Cancer .....	108.9
Nephritis .....	98.9
Pneumonia .....	93.8
Cerebral Hemorrhage .....	85.9
Tuberculosis .....	62.0

32. Between 1920 and 1930, the tuberculosis death rate for whites decreased 45.2 per cent. and for colored 7.9 per cent.

33. The 1929-1930 average tuberculosis death rates for Newark, New Jersey, show that between the ages of 10 and 14 years, the colored rate from this disease is forty times that of the white population. Furthermore, in 1920, Negroes contributed 10 of every 100 deaths from tuberculosis. In 1930, twenty of every 100 deaths from tuberculosis were among Negroes.

34. Infant mortality rates among Negroes were more favorable in 1929, when there were 105 deaths per 1,000 live births, than at any previous time. The Negro rate, however, is that which the white population had fifteen years ago.

35. Negro admissions to public sanatoria are on the increase. In 1931 Negroes formed 63 per cent. of the pulmonary first admissions to hospitals. Between 1920 and 1930, the number of Negro admissions to hospitals for the mentally ill increased 142 per cent., while the white admissions increased 31 per cent.

36. Negro nurses are employed on the staffs of public health nursing agencies in nine communities of New Jersey.

37. There are no facilities for the training of Negro nurses in New Jersey. In only two communities in the state—Newark and Jersey City—do Negroes serve on the staffs of public or proprietary hospitals.

38. There are few communities in the state where private room facilities in hospitals are freely available to Negro patients able to pay for such services.

39. The percentage of Negro cases handled by all family welfare agencies covered in the investigation is always larger than the Negro's per cent. in the population, varying from 20 to 90 per cent. of all families aided.




DEPENDENCY

40. Facilities for the care of Negro dependent and neglected children in New Jersey are quite inadequate, all child welfare agencies experiencing difficulty in finding satisfactory boarding homes. Nine per cent. (1,168) of the 13,248 dependent children under care of the State Board of Children's Guardians are Negroes.

41. The problem of the Negro unmarried mother stands out as one of the foremost in the field of social dependents. Approximately 35 per cent. of the cases under care of agencies handling this problem in 1931 were Negro mothers and their children.

42. In twenty-one New Jersey communities during the period January 1 to June 30, 1931, the arrest rate for Negroes was higher than that of whites. In Newark, Camden, East Orange, New Brunswick and Paterson the percentage of Negroes in the total number of persons arrested was more than three times as great as the per cent. Negro in the population.



DELINQUENCY

43. Since 1906, Negroes have never formed less than 20 per cent. of

the State Prison population, nor less than 13 per cent. of the population of the State Home for Boys.

44. In the State Home for Girls, the Negro commitments have varied from 23 to 32 per cent. of the total commitments annually since 1925. During the same period, Negro boys have contributed from 14 to 24 per cent. of the total commitments to the State Home for Boys.

45. The chief offenses for which Negroes were arrested were disorderly conduct, drunkenness and assault. The chief causes for their commitment to state institutions were burglary, robbery, assault, larceny and homicide.

46. The Negro commitment rates are lower than the white for the following offenses: Rape, robbery, burglary, larceny and other sex offenses.

47. The last Federal Census reported 412 churches among the New



HERE AND THERE IN THE COMMUNITY

Jersey Negro population, or 1 for every 500 Negroes. Actually, there was a church for every 175 members. Three hundred and fifty-four of

these churches had edifices and parsonages valued at more than \$4,000,000 and indebtednesses of more than \$3,000,000.

48. A sample study of 61 of the larger churches made the Committee during this year revealed that they controlled property valued at \$3,766,000 on which there is an indebtedness of \$1,266,975. During 1930, fifty-one of these churches received from members and donations \$266,370.29. Only four of the churches were conducting a specialized social service program with paid workers, while sixteen churches reported some form of social program with volunteer workers. Between 1920 and 1930, the average membership of these 61 churches increased from 284 to 450.

49. The New Jersey statutes contain three acts to protect the citizenship rights of Negroes, a civil rights law, and anti-discrimination clauses in the Insurance and School Laws. Despite these laws personal privi-

leges for Negroes in New Jersey are increasingly more limited, while segregation, instead of lessening, has tended to increase.

50. The newspapers of New Jersey have been quite sympathetic in their treatment of Negro news. Yet, an analysis of news items pertaining to Negroes appearing in seven daily papers between July 15 and August 15, 1931 showed crime to be the subject matter of 35 per cent. of the articles and 31 per cent. on the columnar inches covering Negro news.



## ECONOMIC STATUS

**\$65,000,000** = the approximate amount of insurance, exclusive of group insurance, in force on the lives of Negroes in New Jersey.

**50,000,000** = the approximate value of city homes owned by 11,000 Negro families.

**5,000,000** = the approximate value of church buildings owned by 400 religious organizations.

**2,800,000** = the approximate annual premium paid on Negro life insurance in New Jersey.

**2,280,000** = the approximate value of farm land and buildings owned by 476 colored farm operators.

**1,000,000** = the approximate amount paid in annual rentals by 36,000 tenant non-farm Negro families.

## THE RECOMMENDATIONS

(IN BRIEF)

1. Equal opportunity for employment and promotion for all Negro workers.
2. Utilization of training facilities by Negro workers.
3. Condemnation or improvement of unsanitary and blighted areas inhabited by Negroes.
4. Elimination of rural slums.
5. Satisfactory housing for families earning less than \$1,000 annually.
6. Better enforcement of sanitation and safety laws in Negro areas.
7. At least 2,500 more Negro children in school.
8. Reduction of illiteracy to "normal"—at least 3,847 fewer Negro illiterates.
9. Equal facilities in housing, equipment, program and personnel for Negro children attending separate public schools.
10. A more inclusive extension program at the Bordentown School.
11. Opportunities for training and experience for Negro physicians and nurses in public and proprietary hospitals.
12. Increased hospitalization of the Negro tuberculous sick.
13. Increased accommodation for Negro patients desiring private room care in hospitals.
14. Development of more leisure time facilities for Negro communities.
15. Greater utilization of the Negro community in handling problems of Negro dependents.
16. More adequate foster-home and boarding-home care for dependent Negro children.
17. Immediate attention to the problems of the unmarried mother and her child.

18. Employment of trained Negro social workers, particularly as family case workers, probation and parole officers.
19. The establishment of a protective program by Negroes for their delinquents and pre-delinquents.
20. The development of a practical program of vocational guidance, training and placement.
21. A decrease of discrimination; a surcease of segregation.
22. An increasing awareness of and approach to its own problems by the Negro community.
23. The development of local groups to study local conditions and to work for their improvement.
24. The inclusion of the Negro population in all programs for social and civic improvement, receiving all the rights and privileges of citizenship, and assuming its full share of responsibility.

# The Interracial Committee

of the

## New Jersey Conference of Social Work

in Co-operation with the

## New Jersey Department of Institutions and Agencies

### OFFICERS OF THE CONFERENCE

MRS. WILLIAM A. BARSTOW, President.....West Orange  
 WALTER KIDDE, Treasurer.....Montclair  
 MAUD BRYAN FOOTE, Executive Secretary.....Newark

### DEPARTMENT OF INSTITUTIONS AND AGENCIES

DR. WILLIAM J. ELLIS, Commissioner

W. R. VALENTINE, Chairman.....Bordentown  
 MRS. W. P. ALLEN.....Montclair  
 DR. WALTER G. ALEXANDER.....Orange  
 WALTER J. BUZBY.....Atlantic City  
 CAROLINE B. CHAPIN.....Englewood  
 MRS. G. W. B. CUSHING.....East Orange  
 MRS. GEORGE A. DOUGLAS.....Newark  
 EMIL FRANKEL.....Trenton  
 REV. RALPH J. GLOVER.....Newark  
 MONTGOMERY GREGORY.....Atlantic City  
 MRS. KATE BURR JOHNSON.....Trenton  
 MRS. EDWARD L. KATZENBACH.....Trenton  
 DR. J. A. KENNEY.....Newark  
 HAZEL KRANTZ.....Jersey City  
 ARTHUR T. LONG.....Trenton  
 RALPH E. LUM.....Newark  
 IRVING NUTT.....Camden  
 THOMAS L. PURYEAR.....Newark  
 MRS. REVERDY C. RANSOM.....Oceanport  
 MRS. GEORGE T. SCOTT.....Upper Montclair  
 MRS. E. G. SHREVE.....Northfield  
 MRS. HARRIMAN N. SIMMONS.....Elizabeth  
 RT. REV. WILSON R. STEARLY.....Newark  
 MRS. LEWIS S. THOMPSON.....Red Bank  
 REV. SAMUEL G. WELLES.....Trenton  
 MRS. H. OTTO WITTPENN.....Hoboken

### RESEARCH STAFF

IRA DE A. REID  
 THELMA SKIFF FULLER  
 EMIL FRANKEL, Consultant



Printed by  
THE VOCATIONAL DEPARTMENT  
NEW JERSEY MANUAL TRAINING SCHOOL FOR COLORED YOUTH  
BORDENTOWN