




Atlantic County Elementary and Middle Schools
2016-2017

01-0125-030
ATLANTIC
ATLANTIC CO SPECIAL SERV
4805 NAWAKWA BOULEVARD
MAYS LANDING, NJ 08330

The **2016-17 School Performance Reports** are designed to share school and district information collected by the New Jersey Department of Education directly with parents, educators, and communities. The Department believes that the greatest potential to improve school performance and student outcomes is through parents, educators, and community members working together. These reports seek to make that process easier by providing information that can help people to:

- **Learn more:** The School Performance Reports contain a wealth of data, going far beyond a school's test scores to include information about the staff working in a school, student discipline rates, and the sports and clubs offered.
- **Ask questions:** These reports can help start a conversation, but they cannot answer all the questions you might have about schools in your community. Use the contact information provided to engage with faculty and administrators at your schools to ask about the data you see in these reports.
- **Get involved:** Schools need help from parents and communities to help students succeed. Contact your school to find out about school board meetings or parent and community groups.

Navigating through the reports:

- Download this report to a PDF by clicking the  icon at the top of the page.
- Search for specific text or words in these reports by using the search box at the top of the page.
- The menu bar at the top of the page or the table of contents at the left of the screen can be used to move between sections of the report.
- The arrow buttons at the top left of the screen can be used to move between pages of the report.

Other Resources:

- Review the [Parent Summary Report](#) for this school.
- For more detailed information about the data in these reports, where it comes from, and how to use it: [Reference Guide](#) or [Interpretive Video](#).
- Want to give us feedback? Take our feedback survey: [surveylink](#)
- Questions about the reports? Contact us at reportcard@doe.state.nj.us



**Atlantic County Elementary and Middle Schools
2016-2017**

01-0125-030
ATLANTIC
ATLANTIC CO SPECIAL SERV
4805 NAWAKWA BOULEVARD
MAYS LANDING, NJ 08330

Enrollment Trends by Grade

This table shows the number of students enrolled by grade for the past three school years. Ungraded students are students who are "on roll" but are educated in ungraded classrooms.

Grade	2014-15	2015-16	2016-17
PK	3	8	10
KG	6	5	6
1	4	7	5
2	6	5	5
3	6	6	6
4	2	6	7
5	7	3	5
6	8	9	4
7	7	7	9
8	10	7	5
9	0	0	0
10	0	0	0
11	0	0	0
12	0	0	0
Ungraded	143	138	144
Total	202	201	206

PreK and K - Full Day and Half Day

This table shows the full day and half day enrollment for Pre-Kindergarten (PK) and Kindergarten (KG) students in this school.

Grade	2014-15	2015-16	2016-17
PK - Half Day	0	0	0
PK - Full Day	6	8	10
KG - Half Day	0	0	0
KG - Full Day	6	5	6

Enrollment Trends by Student Group

This table shows the percentage of students by student group for the past three school years. Data for some student groups was not available before 2016-17.

Student Group	2014-15	2015-16	2016-17
Female	27%	27%	30%
Male	73%	73%	70%
Economically Disadvantaged Students	49%	46%	48%
Students with Disabilities	99%	98%	99%
English Learners	1%	0%	1%
Homeless Students			1%
Students in Foster Care			3%
Military-Connected Students			0%
Migrant Students			0%

Enrollment by Racial and Ethnic Group

This table shows the percentage of students by racial and ethnic group.

Racial and Ethnic Group	% of Students
Hispanic	32.5%
White	31.6%
Black or African American	25.7%
Asian	4.9%
Native Hawaiian or Pacific Islander	1.9%
American Indian or Alaska Native	0.0%
Two or More Races	3.4%

Enrollment by Home Language

This table shows the percentage of students by primary home language. Only the top 5 languages with at least 1% of students are shown. All other students are included in Other Languages.

Home Language	% of Students
English	80.1%
Spanish	12.6%
Urdu	1.0%
Twi	1.0%
Oromo	1.0%
Other	4.5%



Atlantic County Elementary and Middle Schools 2016-2017

01-0125-030
ATLANTIC
ATLANTIC CO SPECIAL SERV
4805 NAWAKWA BOULEVARD
MAYS LANDING, NJ 08330

This section shows information about student absences which provides important information about a school's culture and climate. In addition, research shows that student absences impact a child's ability to succeed in school. The New Jersey Department of Education selected chronic absenteeism as its measure of school quality and student success for the *ESSA* accountability plan. **Chronic absenteeism** is defined as being absent for 10% or more of the days enrolled during the school year. A student who is not present for any reason, excused, unexcused or for disciplinary action, is considered absent unless permitted by statute or regulation.

Chronic Absenteeism

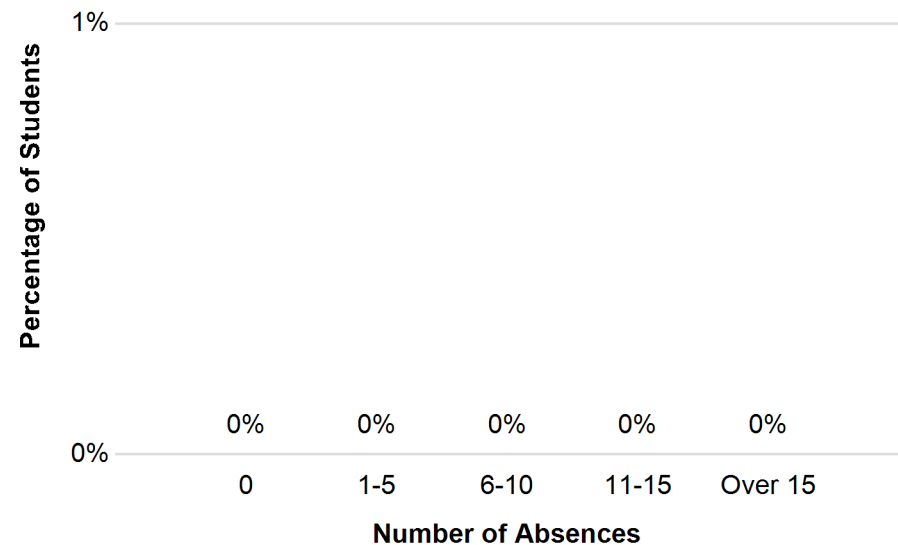
This table shows the percentage of students in grades K-12 in the school and each student group who were chronically absent. This table also shows whether the school and each student group met the *ESSA* accountability targets for 2016-17.

Student Group	% Chronically Absent	2016-17 Target	Met 2016-17 Target
Schoolwide	N	N	N
White	N	N	N
Hispanic	N	N	N
Black or African American	N	N	N
Asian, Native Hawaiian, or Pacific Islander	N	N	N
American Indian or Alaska Native	N	N	N
Two or More Races	N	N	N
Economically Disadvantaged Students	N	N	N
Students with Disabilities	N	N	N
English Learners	N	N	N

** *ESSA* accountability targets are only included if data is available for at least 20 students.

Days Absent

The graph displays the percentage of K-12 students schoolwide by the number of days they were absent during the school year. An absence is defined as being 'not present' and includes both excused and unexcused absences.



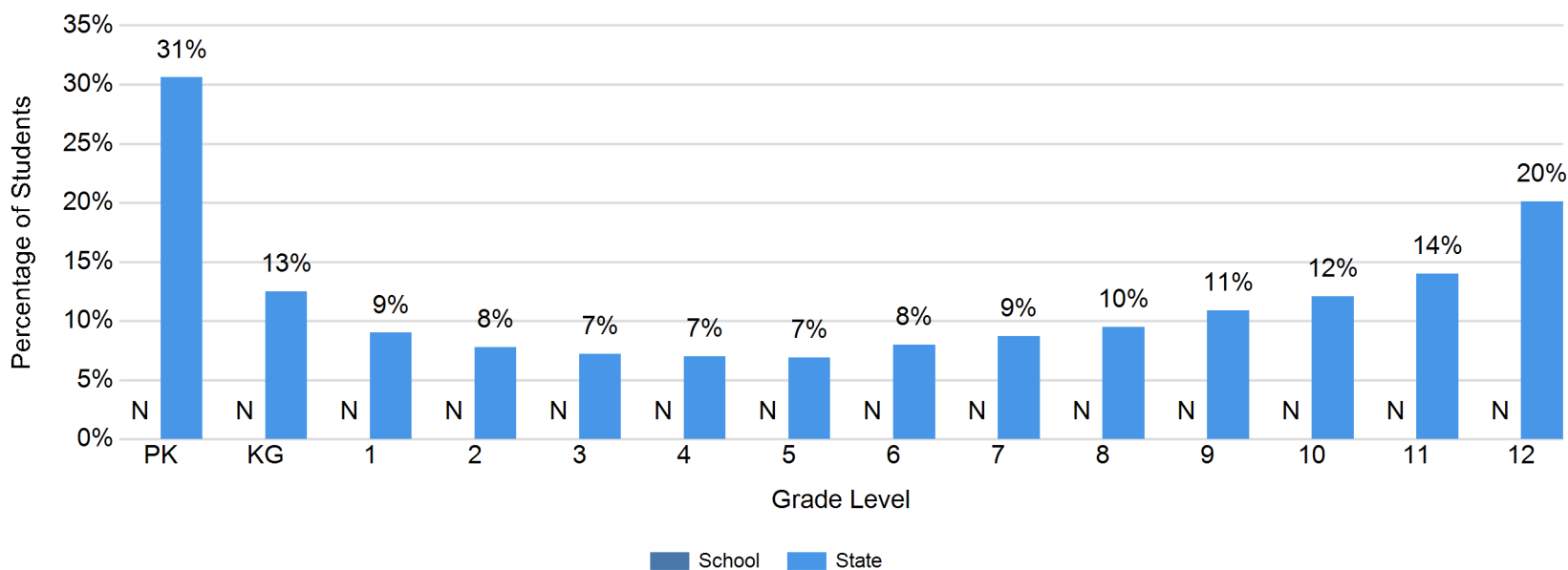


**Atlantic County Elementary and Middle Schools
2016-2017**

01-0125-030
ATLANTIC
ATLANTIC CO SPECIAL SERV
4805 NAWAKWA BOULEVARD
MAYS LANDING, NJ 08330

Chronic Absenteeism by Grade

This graph shows the percentage of students in the school and across the state who were chronically absent for each grade level. **Chronic absenteeism** is defined as being absent for 10% or more of the days enrolled during the school year. A student who is not present for any reason, excused, unexcused or for disciplinary action, is considered absent unless permitted by statute or regulation.





Atlantic County Elementary and Middle Schools 2016-2017

01-0125-030
ATLANTIC
ATLANTIC CO SPECIAL SERV
4805 NAWAKWA BOULEVARD
MAYS LANDING, NJ 08330

School Day

This table shows the start and end times and length of school day for a typical student at this school. **Instructional time** is the amount of time that a typical student was engaged in instructional activities under the supervision of a certified teacher.

Category	School
Typical Start Time	8:50AM
Typical End Time	3:20PM
Length of School Day	6 Hrs 30 Mins
Full Time - Instructional Time	5 Hrs. 45 Mins.
Shared Time - Instructional Time	2 Hrs. 55 Mins.

Violence, Vandalism, HIB, and Substance Offenses

This table shows the number of incidents reported by type. A single incident may be counted under multiple incident types. The total unique incidents provides a non-duplicated count of incidents. The final row shows a rate of incidents for every 100 students enrolled in the school.

Incident Type	Number of Incidents
Violence	1
Vandalism	1
Weapons	0
Substances	0
Harassment, Intimidation, Bullying (HIB)	4
Total Unique Incidents	5
Incidents Per 100 Students Enrolled	2.43

Student Suspension Rate

This table shows the percentage of students who received one or more in-school suspensions, one or more out-of-school suspensions, and one or more suspensions of any type during the school year. Students receiving both in-school and out-of-school suspensions will be counted in all rows of the table. Students who received more than one suspension are counted only one time in each category below.

Suspension Types	% of Students
In-School Suspensions	0.0%
Out-of-School Suspensions	6.8%
Any Suspension	6.8%

Student Expulsions

This table shows the number of students who were expelled from the school during the school year. An expulsion is when a student is removed from a school and does not receive any further educational services during the school year.

Category	Number of Students
Expulsions	0



**Atlantic County Elementary and Middle Schools
2016-2017**

01-0125-030
ATLANTIC
ATLANTIC CO SPECIAL SERV
4805 NAWAKWA BOULEVARD
MAYS LANDING, NJ 08330

Per-Pupil Expenditures (District Level)

This table shows the total current expenses for regular and special education students taught within the district's schools. It includes expenditures for instruction, support services, administration, operations and maintenance, extra-curricular activities, and community service. More information about district and charter school spending can be found using districts' [User Friendly Budgets](#), or the NJDOE Finance [District Report Search](#) of the Comprehensive Annual Financial Reports (CAFRs) and Auditor's Management Reports (AMRs).

Per-Pupil Expenditures	Federal	State/ Local	Total
District Total	N	N	N



**Atlantic County Elementary and Middle Schools
2016-2017**

01-0125-030
ATLANTIC
ATLANTIC CO SPECIAL SERV
4805 NAWAKWA BOULEVARD
MAYS LANDING, NJ 08330

This section contains information about staff that are assigned to the school and district. Here is an explanation of some of the **key terms used in the staff section**:

Faculty: All classroom teachers and educational support services personnel (such as Librarians, Nurses, Counselors, and Child Study Team members)

Teachers: All classroom teachers

Administrators: Principals, assistant principals, supervisors, coordinators, directors, and other central-office administrators, as well as superintendents and other district-level administrators

Full-Time Equivalent: In calculations, staff members are weighted based on the percentage of their time that they are assigned to a school or district. For example – a teacher assigned to a school half time would be weighted 50% in calculations, but a teacher assigned to a school full time would be weighted 100% in calculations.

Teachers – Experience and Certifications

This table shows information about experience and certifications for teachers assigned to this school and across the state.

Category	Teachers in Schools	Teachers in State
Total Number of teachers	26	121,048
Average years experience in public schools	14.6	11.8
Average years experience in district	13.7	10.5
Teachers in district for 4 or more years	85%	74%

Administrators – Experience (District Level)

This table shows information about experience for administrators assigned to this district and across the state.

Category	Admin. in District	Admin. in State
Total Number of administrators	7	9,533
Average years experience in public schools	12.7	15.9
Average years experience in district	7.3	11.6
Administrators in district for 4 or more years	57%	74%

Student to Staff Ratios

This table shows the number of students per staff member in the school and district. Ratios for librarians, nurses, counselors, and child study team members are only reported at the district level because many staff in these jobs are assigned only to the district and not to individual schools.

Staff Type	School Students: Staff	District Students: Staff
Teachers	8:1	7:1
Administrators	69:1	53:1
Librarian/Media Specialists		N
Nurses		124:1
Counselors		N
Child Study Team		47:1



Atlantic County Elementary and Middle Schools 2016-2017

01-0125-030
ATLANTIC
ATLANTIC CO SPECIAL SERV
4805 NAWAKWA BOULEVARD
MAYS LANDING, NJ 08330

This section contains information about staff that are assigned to the school and district. Here is an explanation of some of the **key terms used in the staff section**:

Faculty: All classroom teachers and educational support services personnel (such as Librarians, Nurses, Counselors, and Child Study Team members)

Teachers: All classroom teachers

Administrators: Principals, assistant principals, supervisors, coordinators, directors, and other central-office administrators, as well as superintendents and other district-level administrators

Full-Time Equivalent: In calculations, staff members are weighted based on the percentage of their time that they are assigned to a school or district. For example – a teacher assigned to a school half time would be weighted 50% in calculations, but a teacher assigned to a school full time would be weighted 100% in calculations.

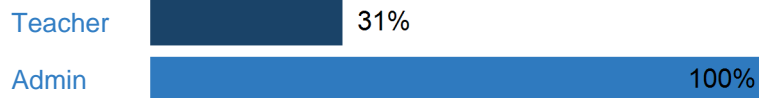
Teachers and Administrators - Level of Education

This chart shows the highest level of education attained by the teachers and administrators at this school. The Bachelor's category may include other degrees/certificates such as a Specialist's degree. Administrators are required to have a Master's degree or higher.

Bachelor's Degree



Master's Degree



Doctoral Degree



Teachers and Administrators - One-Year Retention (District Level)

This table shows the percentage of teachers and administrators assigned to the district in 2015-16 that were still assigned to the district in 2016-17. Staff who are not retained may have changed districts or no longer work for the state (including retirements).

Job Type	District	State
2015-16 Teachers: Same district 2016-17	84%	89%
2015-16 Administrators: Same district 2016-17	100%	88%

Faculty Attendance

This table shows the percentage of days that school faculty members were present during the school year. Approved professional days, personal days, staff training days, bereavement days, jury duty, and absences due to extended illness are not counted against days present, and faculty members on long-term leave or disability are excluded from this calculation.

School Year	% Days Present
2016-17	95%



**Atlantic County Elementary and Middle Schools
2016-2017**

01-0125-030
ATLANTIC
ATLANTIC CO SPECIAL SERV
4805 NAWAKWA BOULEVARD
MAYS LANDING, NJ 08330

School General Info

Principal:	Mr. Derenberger	Email Address:	tderenberger@acsssd.net
Address:	4805 NAWAKWA BOULEVARD MAYS LANDING, NJ 08330	Website:	www.acsssd.net
Phone:	(609)909-9147	Facebook:	N/A
		Twitter:	N/A

School Narrative

This section allows schools and districts to share highlights, achievements, and other important information about programs, activities, and services that are offered in their own words. If there are questions about the information provided in the narrative section, please contact your school directly.



Mission, Vision, Theme:

The Atlantic County Special Services School District is a countywide school specifically established to provide programs and services to students from resident school districts. Children are grouped according to educational and therapeutic needs, age range, and class sizes that are within special education requirements outlined by the NJ Dept. of Education.





**Atlantic County Elementary and Middle Schools
2016-2017**

01-0125-030
ATLANTIC
ATLANTIC CO SPECIAL SERV
4805 NAWAKWA BOULEVARD
MAYS LANDING, NJ 08330

School Narrative

This section allows schools and districts to share highlights, achievements, and other important information about programs, activities, and services that are offered in their own words. If there are questions about the information provided in the narrative section, please contact your school directly.

 <p>Courses, Curriculum, Instruction:</p>	<p>ACSSSD serves students 3-14 years of age, providing a comprehensive academic program, instruction in social-emotional learning, career exploration and life skills as indicated in the I.E.P. An individualized approach is used with emphasis on developing new skills in alignment with the NJ Student Learning Standards. Occupational, physical, and speech therapy and counseling services are also provided.</p>
 <p>Clubs and Activities:</p>	<p>Enrichment activities include a strong Bully Prevention Program, Social-Emotional Learning, Character Education, Read Across America, Youth Art Month, AtlantiCare Healthy Schools, Reader's Theatre, Power Mobility Group, and Bubbles for Autism. Staff and students participate daily in a school-wide Terracycling recycling program, a Can-A-Week Food Drive and a monthly community service project. Off campus activities include community volunteerism and intergenerational activities.</p>





**Atlantic County Elementary and Middle Schools
2016-2017**

01-0125-030
ATLANTIC
ATLANTIC CO SPECIAL SERV
4805 NAWAKWA BOULEVARD
MAYS LANDING, NJ 08330

School Narrative

This section allows schools and districts to share highlights, achievements, and other important information about programs, activities, and services that are offered in their own words. If there are questions about the information provided in the narrative section, please contact your school directly.

 <p>Staff and Professional Learning:</p>	<p>Highly-qualified teachers, board certified behavior analysts, specialists in reading and Autism, aides, occupational, physical, and speech therapists as well as music, art, adaptive physical education teachers, nurses and a child study team make up the dedicated professionals at ACSSSD and ensure a safe, comfortable, and productive learning environment.</p>
 <p>Student Supports and Services:</p>	<p>ACSSSD is built on a strong belief in the potential for every child, regardless of severity or multiplicity of disability, to grow and learn. Additionally, we believe all students can make valuable contributions to their communities and should have the opportunity to participate in all aspects of school and family life at their maximum potential.</p>




Atlantic County High School
2016-2017

01-0125-060
ATLANTIC
ATLANTIC CO SPECIAL SERV
4805 NAWAKWA BOULEVARD
MAYS LANDING, NJ 08330

The **2016-17 School Performance Reports** are designed to share school and district information collected by the New Jersey Department of Education directly with parents, educators, and communities. The Department believes that the greatest potential to improve school performance and student outcomes is through parents, educators, and community members working together. These reports seek to make that process easier by providing information that can help people to:

- **Learn more:** The School Performance Reports contain a wealth of data, going far beyond a school's test scores to include information about the staff working in a school, student discipline rates, and the sports and clubs offered.
- **Ask questions:** These reports can help start a conversation, but they cannot answer all the questions you might have about schools in your community. Use the contact information provided to engage with faculty and administrators at your schools to ask about the data you see in these reports.
- **Get involved:** Schools need help from parents and communities to help students succeed. Contact your school to find out about school board meetings or parent and community groups.

Navigating through the reports:

- Download this report to a PDF by clicking the  icon at the top of the page.
- Search for specific text or words in these reports by using the search box at the top of the page.
- The menu bar at the top of the page or the table of contents at the left of the screen can be used to move between sections of the report.
- The arrow buttons at the top left of the screen can be used to move between pages of the report.

Other Resources:

- Review the [Parent Summary Report](#) for this school.
- For more detailed information about the data in these reports, where it comes from, and how to use it: [Reference Guide](#) or [Interpretive Video](#).
- Want to give us feedback? Take our feedback survey: [surveylink](#)
- Questions about the reports? Contact us at reportcard@doe.state.nj.us



**Atlantic County High School
2016-2017**

01-0125-060
ATLANTIC
ATLANTIC CO SPECIAL SERV
4805 NAWAKWA BOULEVARD
MAYS LANDING, NJ 08330

Enrollment Trends by Grade

This table shows the number of students enrolled by grade for the past three school years. Ungraded students are students who are "on roll" but are educated in ungraded classrooms.

Grade	2014-15	2015-16	2016-17
PK	0	0	0
KG	0	0	0
1	0	0	0
2	0	0	0
3	0	0	0
4	0	0	0
5	0	0	0
6	0	0	0
7	0	0	0
8	0	0	0
9	9	7	6
10	8	4	6
11	4	8	4
12	26	24	20
Ungraded	162	132	130
Total	209	175	166

PreK and K - Full Day and Half Day

This table shows the full day and half day enrollment for Pre-Kindergarten (PK) and Kindergarten (KG) students in this school.

Grade	2014-15	2015-16	2016-17
PK - Half Day	0	0	0
PK - Full Day	0	0	0
KG - Half Day	0	0	0
KG - Full Day	0	0	0

Enrollment Trends by Student Group

This table shows the percentage of students by student group for the past three school years. Data for some student groups was not available before 2016-17.

Student Group	2014-15	2015-16	2016-17
Female	38%	35%	34%
Male	62%	65%	66%
Economically Disadvantaged Students	38%	41%	36%
Students with Disabilities	99%	100%	100%
English Learners	0%	0%	0%
Homeless Students			2%
Students in Foster Care			1%
Military-Connected Students			0%
Migrant Students			0%

Enrollment by Racial and Ethnic Group

This table shows the percentage of students by racial and ethnic group.

Racial and Ethnic Group	% of Students
White	43.4%
Black or African American	24.7%
Hispanic	22.9%
Asian	7.2%
American Indian or Alaska Native	0.0%
Native Hawaiian or Pacific Islander	0.0%
Two or More Races	1.8%

Enrollment by Home Language

This table shows the percentage of students by primary home language. Only the top 5 languages with at least 1% of students are shown. All other students are included in Other Languages.

Home Language	% of Students
English	82.5%
Spanish	10.8%
Gujarati	1.8%
Chinese	1.2%
Bengali	1.2%
Other	1.8%



Atlantic County High School
2016-2017

01-0125-060
ATLANTIC
ATLANTIC CO SPECIAL SERV
4805 NAWAKWA BOULEVARD
MAYS LANDING, NJ 08330

This section shows information about student absences which provides important information about a school's culture and climate. In addition, research shows that student absences impact a child's ability to succeed in school. The New Jersey Department of Education selected chronic absenteeism as its measure of school quality and student success for the *ESSA* accountability plan. **Chronic absenteeism** is defined as being absent for 10% or more of the days enrolled during the school year. A student who is not present for any reason, excused, unexcused or for disciplinary action, is considered absent unless permitted by statute or regulation.

Chronic Absenteeism

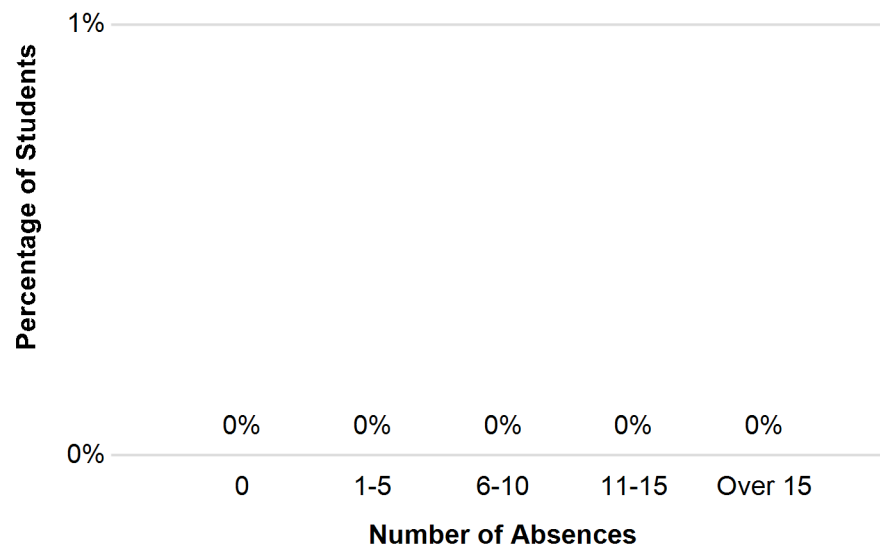
This table shows the percentage of students in grades K-12 in the school and each student group who were chronically absent. This table also shows whether the school and each student group met the *ESSA* accountability targets for 2016-17.

Student Group	% Chronically Absent	2016-17 Target	Met 2016-17 Target
Schoolwide	N	N	N
White	N	N	N
Hispanic	N	N	N
Black or African American	N	N	N
Asian, Native Hawaiian, or Pacific Islander	N	N	N
American Indian or Alaska Native	N	N	N
Two or More Races	N	N	N
Economically Disadvantaged Students	N	N	N
Students with Disabilities	N	N	N
English Learners	N	N	N

** *ESSA* accountability targets are only included if data is available for at least 20 students.

Days Absent

The graph displays the percentage of K-12 students schoolwide by the number of days they were absent during the school year. An absence is defined as being 'not present' and includes both excused and unexcused absences.



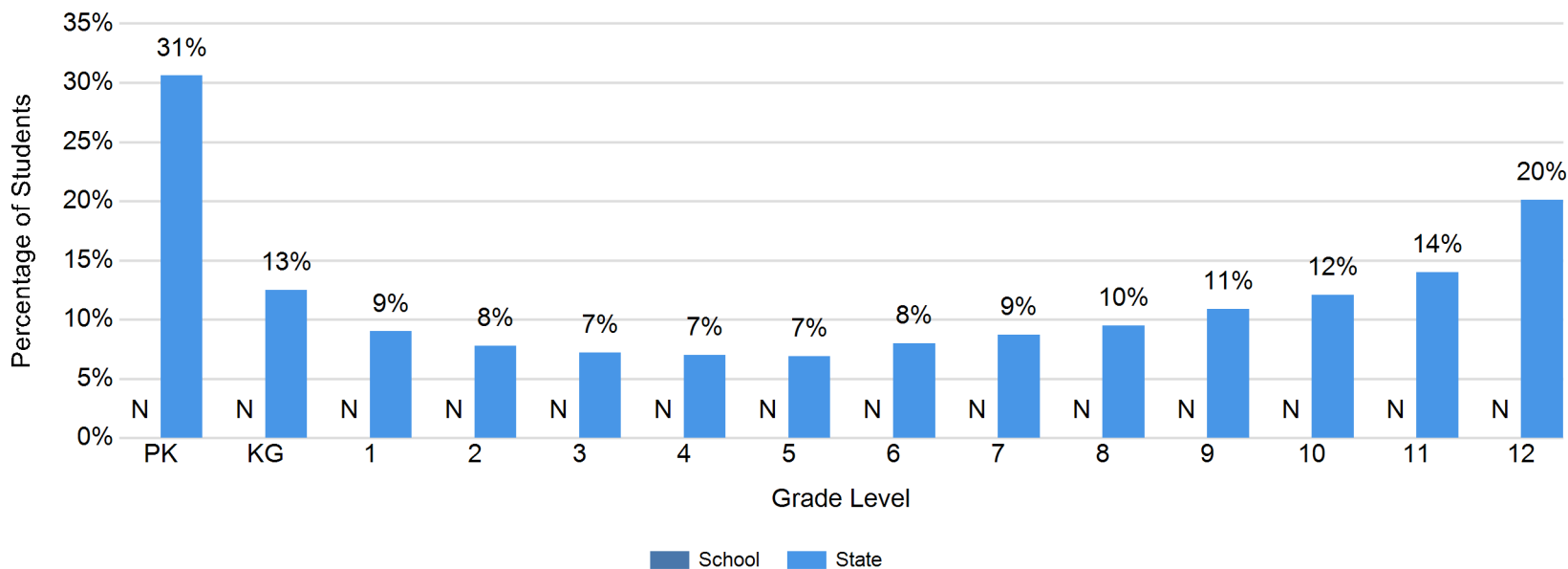


Atlantic County High School
2016-2017

01-0125-060
ATLANTIC
ATLANTIC CO SPECIAL SERV
4805 NAWAKWA BOULEVARD
MAYS LANDING, NJ 08330

Chronic Absenteeism by Grade

This graph shows the percentage of students in the school and across the state who were chronically absent for each grade level. **Chronic absenteeism** is defined as being absent for 10% or more of the days enrolled during the school year. A student who is not present for any reason, excused, unexcused or for disciplinary action, is considered absent unless permitted by statute or regulation.





**Atlantic County High School
2016-2017**

01-0125-060
ATLANTIC
ATLANTIC CO SPECIAL SERV
4805 NAWAKWA BOULEVARD
MAYS LANDING, NJ 08330

School Day

This table shows the start and end times and length of school day for a typical student at this school. **Instructional time** is the amount of time that a typical student was engaged in instructional activities under the supervision of a certified teacher.

Category	School
Typical Start Time	8:50AM
Typical End Time	3:20PM
Length of School Day	6 Hrs 30 Mins
Full Time - Instructional Time	5 Hrs. 45 Mins.
Shared Time - Instructional Time	2 Hrs. 55 Mins.

Violence, Vandalism, HIB, and Substance Offenses

This table shows the number of incidents reported by type. A single incident may be counted under multiple incident types. The total unique incidents provides a non-duplicated count of incidents. The final row shows a rate of incidents for every 100 students enrolled in the school.

Incident Type	Number of Incidents
Violence	1
Vandalism	0
Weapons	0
Substances	0
Harassment, Intimidation, Bullying (HIB)	4
Total Unique Incidents	5
Incidents Per 100 Students Enrolled	3.01

Student Suspension Rate

This table shows the percentage of students who received one or more in-school suspensions, one or more out-of-school suspensions, and one or more suspensions of any type during the school year. Students receiving both in-school and out-of-school suspensions will be counted in all rows of the table. Students who received more than one suspension are counted only one time in each category below.

Suspension Types	% of Students
In-School Suspensions	0.0%
Out-of-School Suspensions	5.4%
Any Suspension	5.4%

Student Expulsions

This table shows the number of students who were expelled from the school during the school year. An expulsion is when a student is removed from a school and does not receive any further educational services during the school year.

Category	Number of Students
Expulsions	0



**Atlantic County High School
2016-2017**

01-0125-060
ATLANTIC
ATLANTIC CO SPECIAL SERV
4805 NAWAKWA BOULEVARD
MAYS LANDING, NJ 08330

Per-Pupil Expenditures (District Level)

This table shows the total current expenses for regular and special education students taught within the district's schools. It includes expenditures for instruction, support services, administration, operations and maintenance, extra-curricular activities, and community service. More information about district and charter school spending can be found using districts' [User Friendly Budgets](#), or the NJDOE Finance [District Report Search](#) of the Comprehensive Annual Financial Reports (CAFRs) and Auditor's Management Reports (AMRs).

Per-Pupil Expenditures	Federal	State/ Local	Total
District Total	N	N	N



**Atlantic County High School
2016-2017**

01-0125-060
ATLANTIC
ATLANTIC CO SPECIAL SERV
4805 NAWAKWA BOULEVARD
MAYS LANDING, NJ 08330

This section contains information about staff that are assigned to the school and district. Here is an explanation of some of the **key terms used in the staff section**:

Faculty: All classroom teachers and educational support services personnel (such as Librarians, Nurses, Counselors, and Child Study Team members)

Teachers: All classroom teachers

Administrators: Principals, assistant principals, supervisors, coordinators, directors, and other central-office administrators, as well as superintendents and other district-level administrators

Full-Time Equivalent: In calculations, staff members are weighted based on the percentage of their time that they are assigned to a school or district. For example – a teacher assigned to a school half time would be weighted 50% in calculations, but a teacher assigned to a school full time would be weighted 100% in calculations.

Teachers – Experience and Certifications

This table shows information about experience and certifications for teachers assigned to this school and across the state.

Category	Teachers in Schools	Teachers in State
Total Number of teachers	31	121,048
Average years experience in public schools	18.8	11.8
Average years experience in district	17.5	10.5
Teachers in district for 4 or more years	87%	74%

Administrators – Experience (District Level)

This table shows information about experience for administrators assigned to this district and across the state.

Category	Admin. in District	Admin. in State
Total Number of administrators	7	9,533
Average years experience in public schools	12.7	15.9
Average years experience in district	7.3	11.6
Administrators in district for 4 or more years	57%	74%

Student to Staff Ratios

This table shows the number of students per staff member in the school and district. Ratios for librarians, nurses, counselors, and child study team members are only reported at the district level because many staff in these jobs are assigned only to the district and not to individual schools.

Staff Type	School Students: Staff	District Students: Staff
Teachers	5:1	7:1
Administrators	42:1	53:1
Librarian/Media Specialists		N
Nurses		124:1
Counselors		N
Child Study Team		47:1



Atlantic County High School
2016-2017

01-0125-060
ATLANTIC
ATLANTIC CO SPECIAL SERV
4805 NAWAKWA BOULEVARD
MAYS LANDING, NJ 08330

This section contains information about staff that are assigned to the school and district. Here is an explanation of some of the **key terms used in the staff section**:

Faculty: All classroom teachers and educational support services personnel (such as Librarians, Nurses, Counselors, and Child Study Team members)

Teachers: All classroom teachers

Administrators: Principals, assistant principals, supervisors, coordinators, directors, and other central-office administrators, as well as superintendents and other district-level administrators

Full-Time Equivalent: In calculations, staff members are weighted based on the percentage of their time that they are assigned to a school or district. For example – a teacher assigned to a school half time would be weighted 50% in calculations, but a teacher assigned to a school full time would be weighted 100% in calculations.

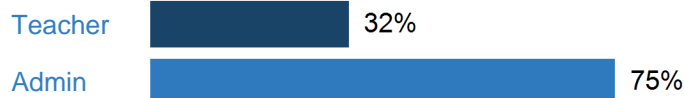
Teachers and Administrators - Level of Education

This chart shows the highest level of education attained by the teachers and administrators at this school. The Bachelor's category may include other degrees/certificates such as a Specialist's degree. Administrators are required to have a Master's degree or higher.

Bachelor's Degree



Master's Degree



Doctoral Degree



Teachers and Administrators - One-Year Retention (District Level)

This table shows the percentage of teachers and administrators assigned to the district in 2015-16 that were still assigned to the district in 2016-17. Staff who are not retained may have changed districts or no longer work for the state (including retirements).

Job Type	District	State
2015-16 Teachers: Same district 2016-17	84%	89%
2015-16 Administrators: Same district 2016-17	100%	88%

Faculty Attendance

This table shows the percentage of days that school faculty members were present during the school year. Approved professional days, personal days, staff training days, bereavement days, jury duty, and absences due to extended illness are not counted against days present, and faculty members on long-term leave or disability are excluded from this calculation.

School Year	% Days Present
2016-17	96%



**Atlantic County High School
2016-2017**

01-0125-060
ATLANTIC
ATLANTIC CO SPECIAL SERV
4805 NAWAKWA BOULEVARD
MAYS LANDING, NJ 08330

School General Info

Principal:	Mr. Flecken	Email Address:	eflecken@acsssd.net
Address:	4805 NAWAKWA BOULEVARD MAYS LANDING, NJ 08330	Website:	www.acsssd.net
Phone:	(609)625-5663	Facebook:	N/A
		Twitter:	N/A

School Narrative

This section allows schools and districts to share highlights, achievements, and other important information about programs, activities, and services that are offered in their own words. If there are questions about the information provided in the narrative section, please contact your school directly.





Mission, Vision, Theme:

Atlantic County Special Services School District is a countywide school established to provide programs and individualized services to students from resident school districts that require more intensive special education services. Children are grouped according to educational and therapeutic needs, age range and class sizes as outlined by the NJ Dept. of Education.

School Narrative

This section allows schools and districts to share highlights, achievements, and other important information about programs, activities, and services that are offered in their own words. If there are questions about the information provided in the narrative section, please contact your school directly.

 <p>Courses, Curriculum, Instruction:</p>	<p>ACSSSD serves students 14-21 years of age in Multiply Disabled, Cognitively Impaired, Autistic and Behaviorally Disabled programs. Using the district's curricula, each program addresses the NJ Student Learning Standards and is modified through an Individualized Education Plan. Students are challenged to expand their knowledge while being provided necessary adaptations and support for success.</p>
 <p>Clubs and Activities:</p>	<p>Career Exploration at ACSSSD begins with school-based programs. Career preparation classes include Horticulture/Grounds maintenance, Food Services, and Recycling. Retail and Hospitality Services introduce them to appropriate work and behavior skills. Students receive supervised work experience within school shredding, copying, delivering mail, school store, library, kitchen, and the Forest Restaurant which is open daily to the public.</p>



**Atlantic County High School
2016-2017**

01-0125-060
ATLANTIC
ATLANTIC CO SPECIAL SERV
4805 NAWAKWA BOULEVARD
MAYS LANDING, NJ 08330

School Narrative

This section allows schools and districts to share highlights, achievements, and other important information about programs, activities, and services that are offered in their own words. If there are questions about the information provided in the narrative section, please contact your school directly.



Staff and Professional Learning:

ACSSSD is comprised of highly-qualified teachers, board certified behavior analysts, Autism and reading specialists, classroom and personal aides, occupational, physical, and speech therapists, specialists in music, art, and adaptive physical education, nurses, and a child study team. These dedicated professionals ensure a productive school experience which exceeds the needs of our students in accordance with the NJ Dept. of Education.



Student Supports and Services:

ACSSSD awards students who consistently exhibit appropriate skill levels and social/behavioral competencies, are provided an opportunity to participate in structured learning experiences in the community. Business partnerships provide community-based work sites such as Shore Medical Center, Trinity Learning Center, Meadowview Rehabilitation Center, Bally's and Caesars Casinos. Students, paired with work site mentors, gain invaluable life experience and possible employment upon graduation.



Atlantic County High School
2016-2017

01-0125-060
ATLANTIC
ATLANTIC CO SPECIAL SERV
4805 NAWAKWA BOULEVARD
MAYS LANDING, NJ 08330

School Narrative

This section allows schools and districts to share highlights, achievements, and other important information about programs, activities, and services that are offered in their own words. If there are questions about the information provided in the narrative section, please contact your school directly.

ACSSSD's focus is to create an environment within the high school in which young adults experience a sense of acceptance, security, and belonging. Students are provided with instruction in alignment with the NJ Student Learning Standards which is meaningful, challenging, and offers many opportunities to achieve success. Students learn to overcome obstacles and strengthen life skills in order to succeed. We encourage our students to develop confidence, independence, and a willingness to take risks and achieve greater levels of community participation; all with the end result of preparing students for a successful, productive life in their homes and communities upon graduation.



Other Information: